



RACT/BACT/LAER Clearinghouse (RBLC) Annual Summary for 2007

EPA-453/R-11-001
January 2011

RACT/BACT/LAER CLEARINGHOUSE (RBLC)
ANNUAL SUMMARY FOR 2007

By:

CLEAN AIR TECHNOLOGY CENTER
SECTOR POLICIES AND PROGRAMS DIVISION
OFFICE OF AIR QUALITY PLANNING AND STANDARDS
U.S. ENVIRONMENTAL PROTECTION AGENCY
RESEARCH TRIANGLE PARK, NORTH CAROLINA, 27711

U.S. Environmental Protection Agency
Office of Air Quality Planning and Standards
Sector Policies and Programs Division
Research Triangle Park, North Carolina

DISCLAIMER

This report has been reviewed by the Sector Policies and Programs Division of the Office of Air Quality Planning and Standards, U.S. Environmental Protection Agency and approved for publication. Approval does not signify that the contents reflect the views and policies of the U.S. Environmental Protection Agency. Mention of trade names or commercial products is not intended to constitute endorsement or recommendation for use. Copies of this report are available from the National Technical Information Service, 5285 Port Royal Road, Springfield, Virginia 22161, telephone (800) 553-6847.

CONTENTS

Tables	iv
Figures	v
Accessing the RBLC Web	vi
Acknowledgment	vii
National Summary of RBLC Activity	1
Regional Summary of RBLC Activity	4
Region 1	4
Region 2	6
Region 3	8
Region 4	10
Region 5	12
Region 6	14
Region 7	16
Region 8	18
Region 9	20
Region 10	22
RBLC Program Development	24

TABLES

Number		Page
1	Determinations Entered and Modified by Region for 2007	4

FIGURES

Number		Page
1	New RBLC Determinations Entered by EPA Region 1, 2004-2007	3
2	Updated RBLC Determinations Entered by EPA Region 1, 2004-2007	3
3	New RBLC Determinations Entered by State, EPA Region 1, 2004-2007	5
4	Updated RBLC Determinations Entered by State, EPA Region 1, 2004-2007	6
5	New RBLC Determinations Entered by State, EPA Region 2, 2004-2007	7
6	Updated RBLC Determinations Entered by State, EPA Region 2, 2004-2007	8
7	New RBLC Determinations Entered by State, EPA Region 3, 2004-2007	9
8	Updated RBLC Determinations Entered by State, EPA Region 3, 2004-2007	10
9	New RBLC Determinations Entered by State, EPA Region 4, 2004-2007	11
10	Updated RBLC Determinations Entered by State, EPA Region 4, 2004-2007	12
11	New RBLC Determinations Entered by State, EPA Region 5, 2004-2007	13
12	Updated RBLC Determinations Entered by State, EPA Region 5, 2004-2007	14
13	New RBLC Determinations Entered by State, EPA Region 6, 2004-2007	15
14	Updated RBLC Determinations Entered by State, EPA Region 6, 2004-2007	16
15	New RBLC Determinations Entered by State, EPA Region 7, 2004-2007	17
16	Updated RBLC Determinations Entered by State, EPA Region 7, 2004-2007	18
17	New RBLC Determinations Entered by State, EPA Region 8, 2004-2007	19
18	Updated RBLC Determinations Entered by State, EPA Region 8, 2004-2007	20
19	New RBLC Determinations Entered by State, EPA Region 9, 2004-2007	21
20	Updated RBLC Determinations Entered by State, EPA Region 9, 2004-2007	22
21	New RBLC Determinations Entered by State, EPA Region 10, 2004-2007	23
22	Updated RBLC Determinations Entered by State, EPA Region 10, 2004-2007	24

ACCESSING THE RBLC WEB

The RACT/BACT/LAER Clearinghouse (RBLC) maintains an on-line data base (RBLC Web) of all control technology determinations that have been submitted to it. The RBLC Web and other related information are available at the Internet address listed below. Detailed instructions about how to access the RBLC are contained in the RBLC User's Manual.

World Wide Web (WWW) <http://www.epa.gov/ttn/catc/>

The RBLC can be reached by clicking the appropriate text or icon on the CATC home page.

The RBLC Web site lets you access all of the information in the Clearinghouse with your Web browser. To access the online data entry portion of the RBLC, you must be an authorized permit agency editor. Contact the Clean Air Technology Center (CATC) Information Line at (919) 541-0800 for information on gaining authorization for online data entry. Data can also be entered off-line by using the RBLC Standalone Editor, a computer program that you can run on your personal computer. The RBLC Standalone Editor can be downloaded from the RBLC Web. It simulates data entry on the RBLC Web and generates a file that can be sent to the RBLC by E-mail or on a floppy disk. Call the CATC Information line for more information.

ACKNOWLEDGMENT

This project would not have been possible without the cooperation of the many State and local air pollution control agencies and EPA Regional Offices who submitted the necessary technical information. A list of all Regional offices and State and local agency RBLC contacts is provided in Appendix B.

(This page intentionally left blank)

NATIONAL SUMMARY OF RBLC ACTIVITY

The data entered into the RBLC are provided by State and local agencies. Submittals represent these agencies' permitting and reporting efforts for major new sources and modifications to existing major sources. Submittals to the RBLC are, for the most part, voluntary. Only LAER determinations are required to be submitted to the RBLC (section 173(d), Clean Air Act).

The number of new submittals during 2007 as compared to 2006 decreased 8%. There were a total of 183 new determinations entered and a total of 143 determinations updated during 2007. Table 1 lists the number of determinations entered and updated in each EPA Region during 2007. The EPA Regional contributions for the year 2007 are displayed in Figures 1 and 2. Figure 1 displayed the number of new determinations by EPA Region.

Region 6 was the highest contributor (35% of the total) during 2007, entering 64 determinations. Texas is responsible for 43 of those entries. The other high contributors for the year are Region 4 (16%) and Region 9 (16%). A review of the contribution from each individual region is presented in the next section.

The RBLC works with EPA Regional Offices and State and local permitting agencies to identify major New Source Review (NSR) permits that have not been submitted to the Clearinghouse. Many agencies voluntarily entered these missing determinations. Once entered, the agencies may edit their determinations. Figure 2 displayed the number of updated determinations for 2007 by EPA Region.

Figure 1: New RBLC Determinations Entered by EPA Region 1, 2004-2007

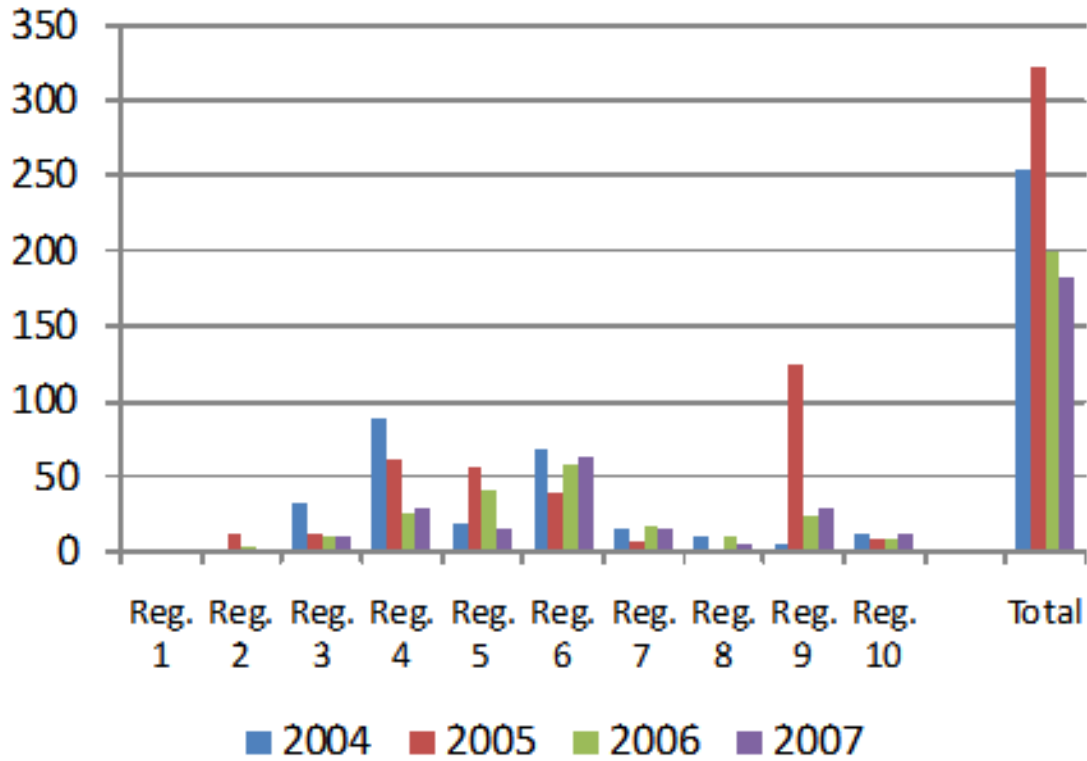


Figure 2: Updated RBLC Determinations Entered by EPA Region 1, 2004-2007

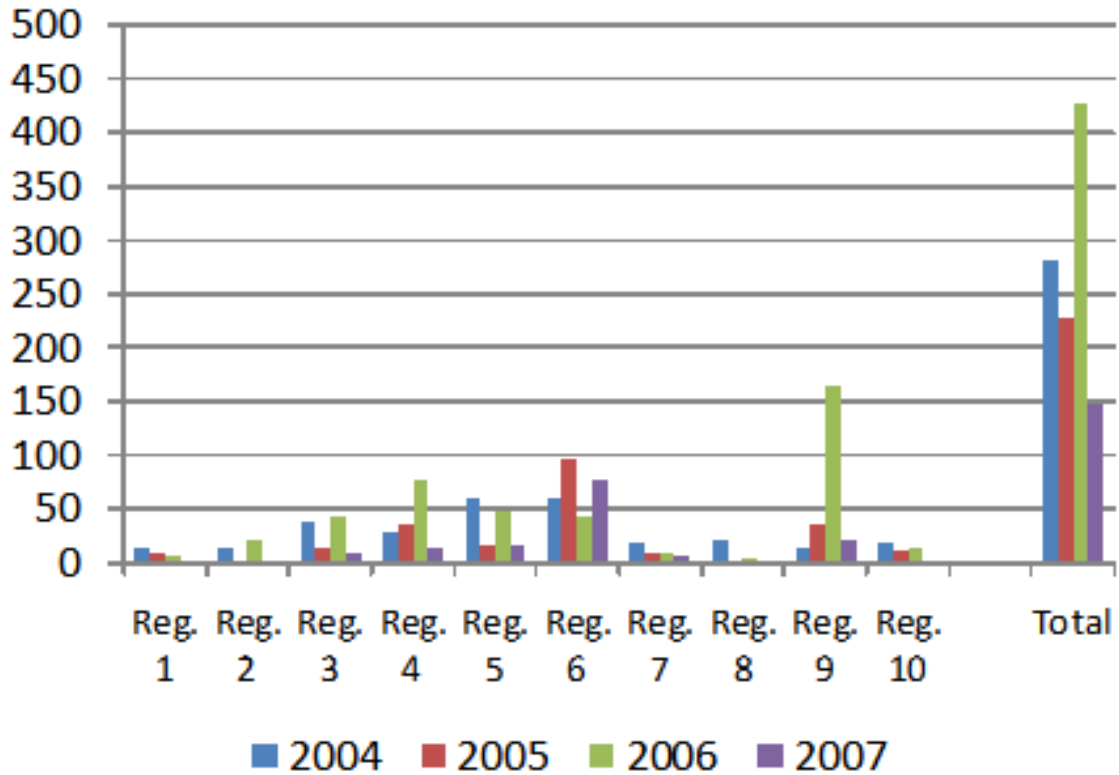


TABLE 1. Determinations Entered and Modified by Region for 2007

Year	EPA Region										Total
	1	2	3	4	5	6	7	8	9	10	
Entered	1	2	10	30	15	64	15	4	30	12	183
Modified	0	2	8	15	16	76	6	1	20	3	147

EPA Regions:

Region 1 - Connecticut, Maine, Massachusetts, New Hampshire, Rhode Island, and Vermont.

Region 2 - New Jersey, New York, Puerto Rico and the U.S. Virgin Islands.

Region 3 - Delaware, Maryland, Pennsylvania, Virginia, West Virginia, and the District of Columbia.

Region 4 - Alabama, Florida, Georgia, Kentucky, Mississippi, North Carolina, South Carolina, and Tennessee.

Region 5 - Illinois, Indiana, Michigan, Minnesota, Ohio, and Wisconsin.

Region 6 - Arkansas, Louisiana, New Mexico, Oklahoma, and Texas.

Region 7 - Iowa, Kansas, Missouri, and Nebraska.

Region 8 - Colorado, Montana, North Dakota, South Dakota, Utah, and Wyoming.

Region 9 - Arizona, California, Hawaii, Nevada, Guam, American Samoa, and Northern Mariana Islands.

Region 10 - Alaska, Idaho, Oregon, and Washington.

REGIONAL SUMMARY OF RBLC ACTIVITY

The number of determinations entered by permitting agencies within each EPA Region for the year 2007 are presented in Table 1 (above). This section presents the contribution of these agencies, grouped by EPA Region, in more detail. Appendix C, Index of Control Technology Determinations Entered or Modified in 2007 and Ordered by EPA Region and State, provides a detailed list of 2007 entries and updates.

EPA REGION 1

EPA Region 1 added only one determination to the RBLC in 2007. This determination was from the state of New Hampshire. (NOTE: EPA Region 1 has been responsible for issuing permits in MA since March 2003.) EPA Region 1 did not update any existing determinations during 2007. Figure 3 shows the number of new determinations entered and Figure 4 shows the number of updated by State for 2007.

Figure 3: New RBLC Determinations Entered by State, EPA Region 1, 2004-2007

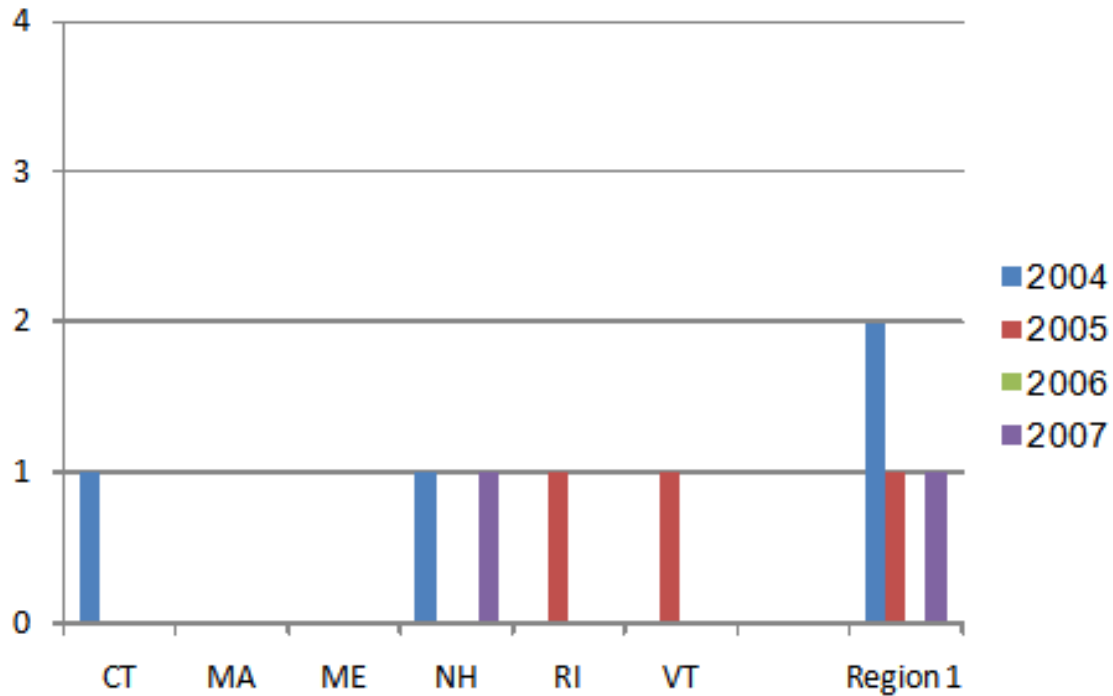
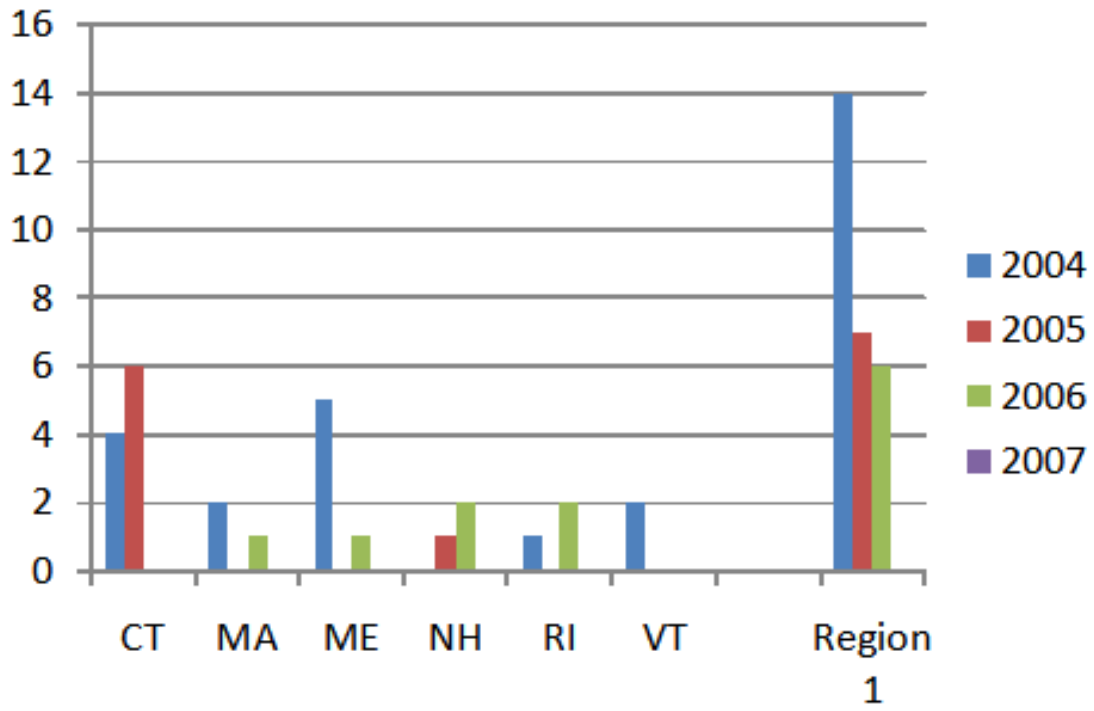


Figure 4: Updated RBLC Determinations Entered by State, EPA Region 1, 2004-2007



EPA REGION 2

Two new determinations were added to the RBLC in 2007 for Region 2 and two determinations in Region 2 were updated in 2007, both by New Jersey. Figure 5 shows the number of new determinations entered and Figure 7 shows the number of updated by State for 2007. (NOTE: EPA Region 2 issues NSR permits in PR, the VI and, more recently, NY since 2004.)

Figure 5: New RBLC Determinations Entered by State, EPA Region 2, 2004-2007

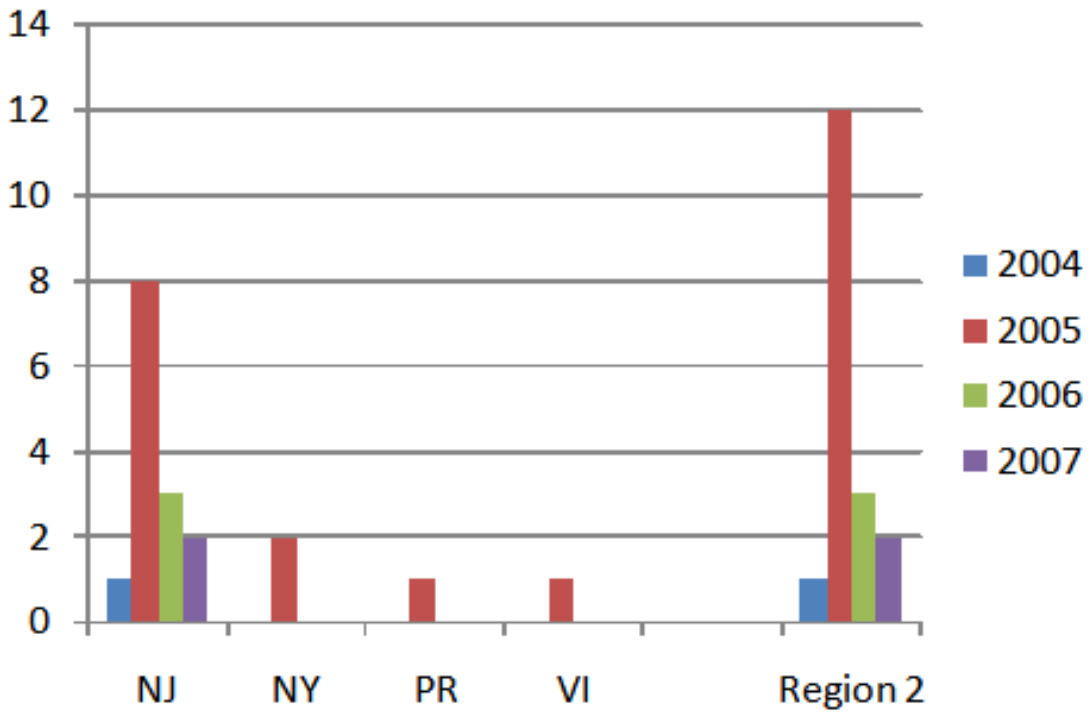
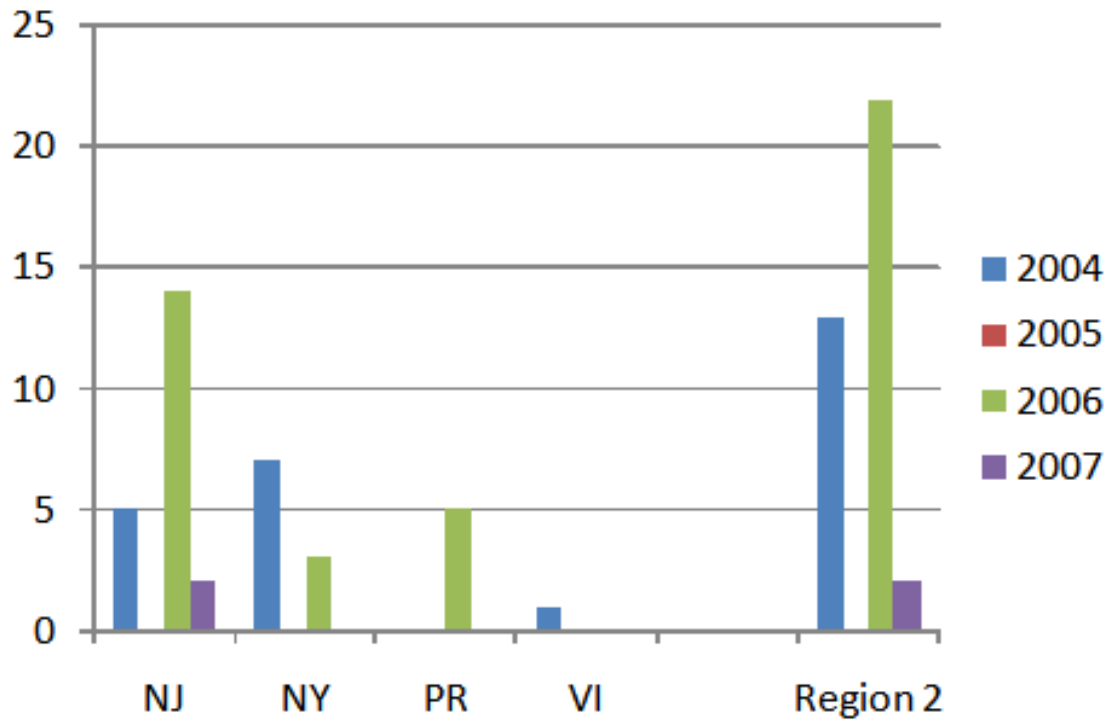


Figure 6: Updated RBLC Determinations Entered by State, EPA Region 2, 2004-2007



EPA REGION 3

Ten determinations were added to the RBLC from EPA Region 3 in 2007. Delaware (2), Maryland (2), Pennsylvania (2), and Virginia (4) entered new determinations in 2007; D.C. and West Virginia were the only ones that did not enter any new determinations. Pennsylvania and Virginia were the only States to update entries during 2007. Eight (8) determinations were updated - Three (3) in Pennsylvania and five (5) in Virginia. Figure 7 shows the number of new determinations entered and Figure 8 shows the number of updated by State for 2007.

Figure 7: New RBLC Determinations Entered by State, EPA Region 3, 2004-2007

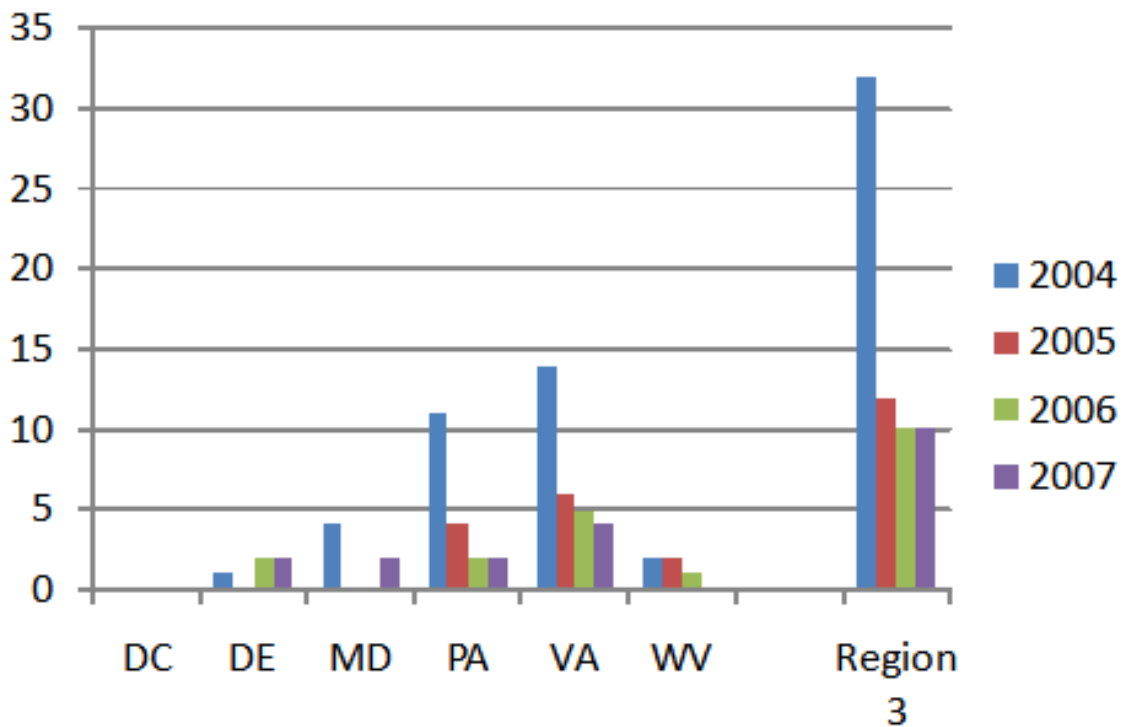
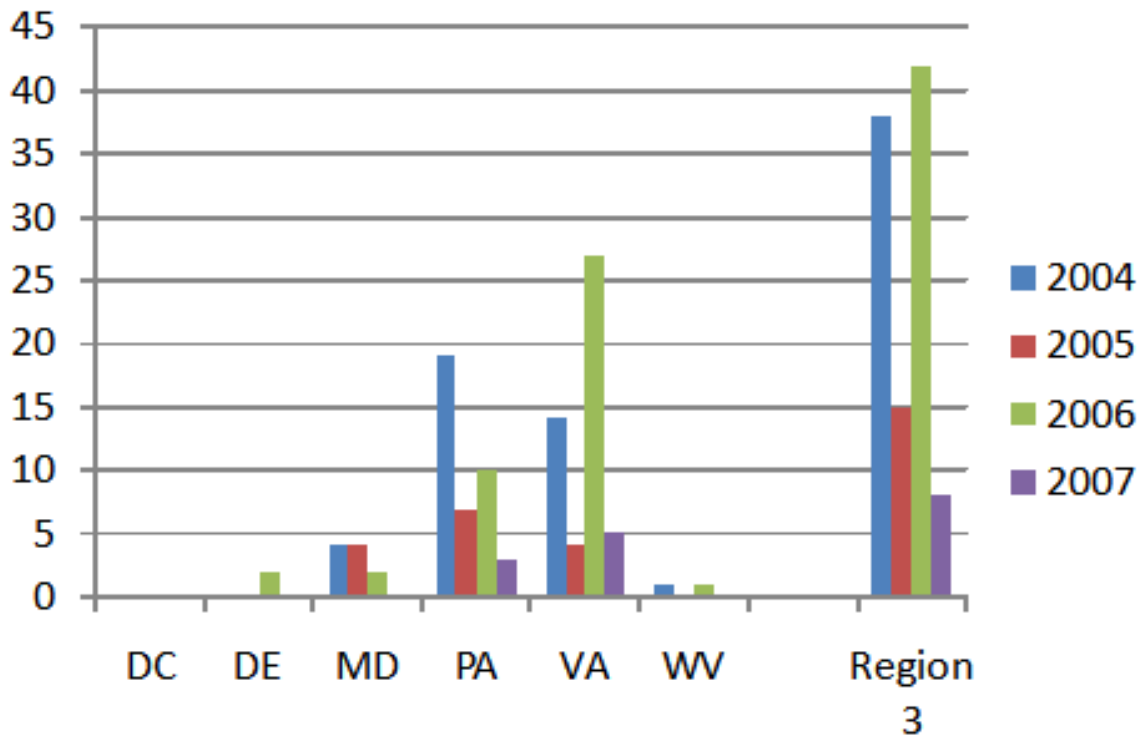


Figure 8: Updated RBLC Determinations Entered by State, EPA Region 3, 2004-2007



EPA REGION 4

Thirty determinations were added to the RBLC from EPA Region 4 in 2007. Florida entered 13 new determinations, Alabama entered 12, Mississippi and South Carolina each entered two (2), and North Carolina entered one (1). The agencies in the other states in Region 4, Georgia, Kentucky, and Tennessee, did not enter any new determinations into the RBLC during 2007. Fifteen determinations from agencies in Region 4 were updated in 2007. Alabama updated seven (7), Florida updated four (4), and Kentucky, Mississippi, North Carolina, and Tennessee each updated one (1) determination during 2007. Figure 9 shows the number of new determinations entered and Figure 10 shows the number of updated by States for 2007.

Figure 9: New RBLC Determinations Entered by State, EPA Region 4, 2004-2007

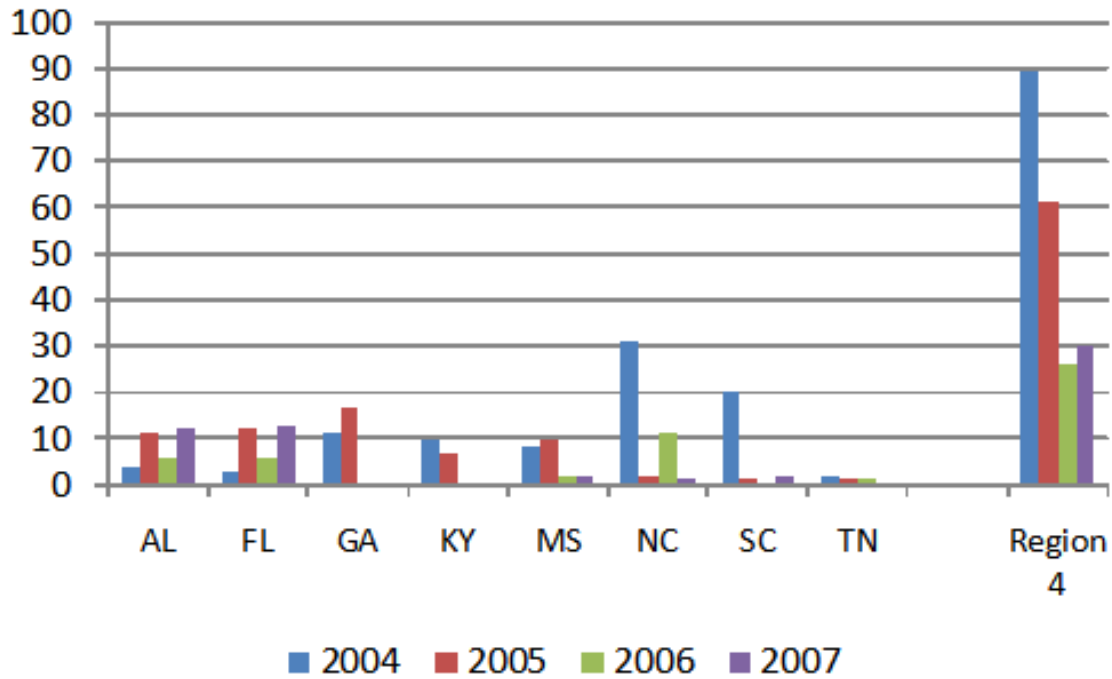
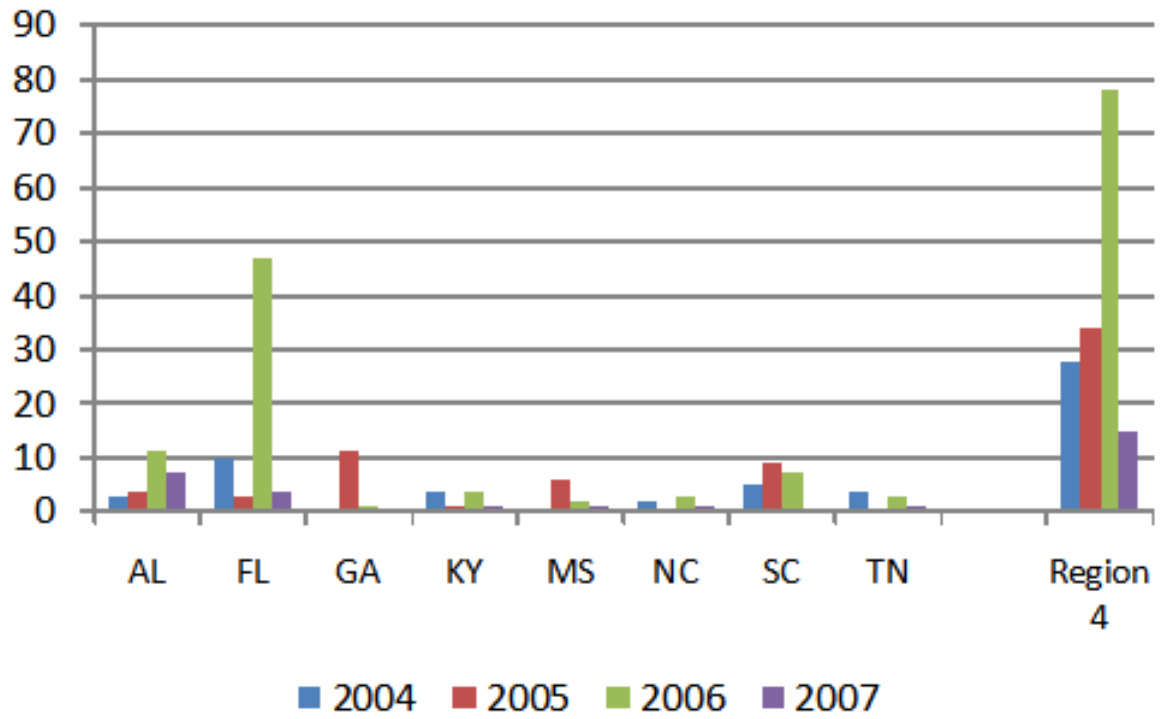


Figure 10: Updated RBLC Determinations Entered by State, EPA Region 4, 2004-2007



EPA REGION 5

Fifteen determinations were added to the RBLC from EPA Region 5 in 2007, with 47% of that total added by Ohio. Ohio entered seven (7) new determinations during 2007, Wisconsin entered five (5), Michigan entered two (2), and Minnesota entered one (1). A total of 16 determinations were updated in 2007 with all of the states except Indiana and Wisconsin contributing. Michigan updated seven (7) determinations, Ohio updated four (4), Illinois updated three (3), and Minnesota updated two (2) determinations during 2007. Figure 11 shows the number of new determinations entered and Figure 12 shows the number of updated by States for 2007.

Figure 11: New RBLC Determinations Entered by State, EPA Region 5, 2004-2007

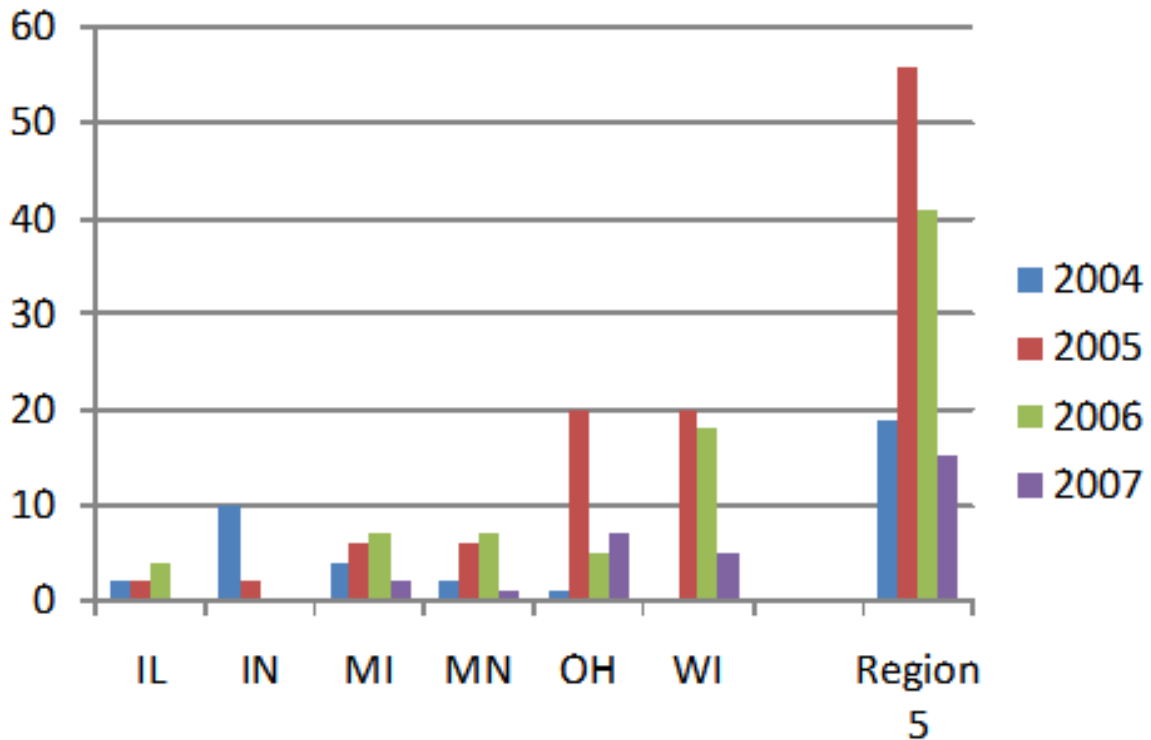
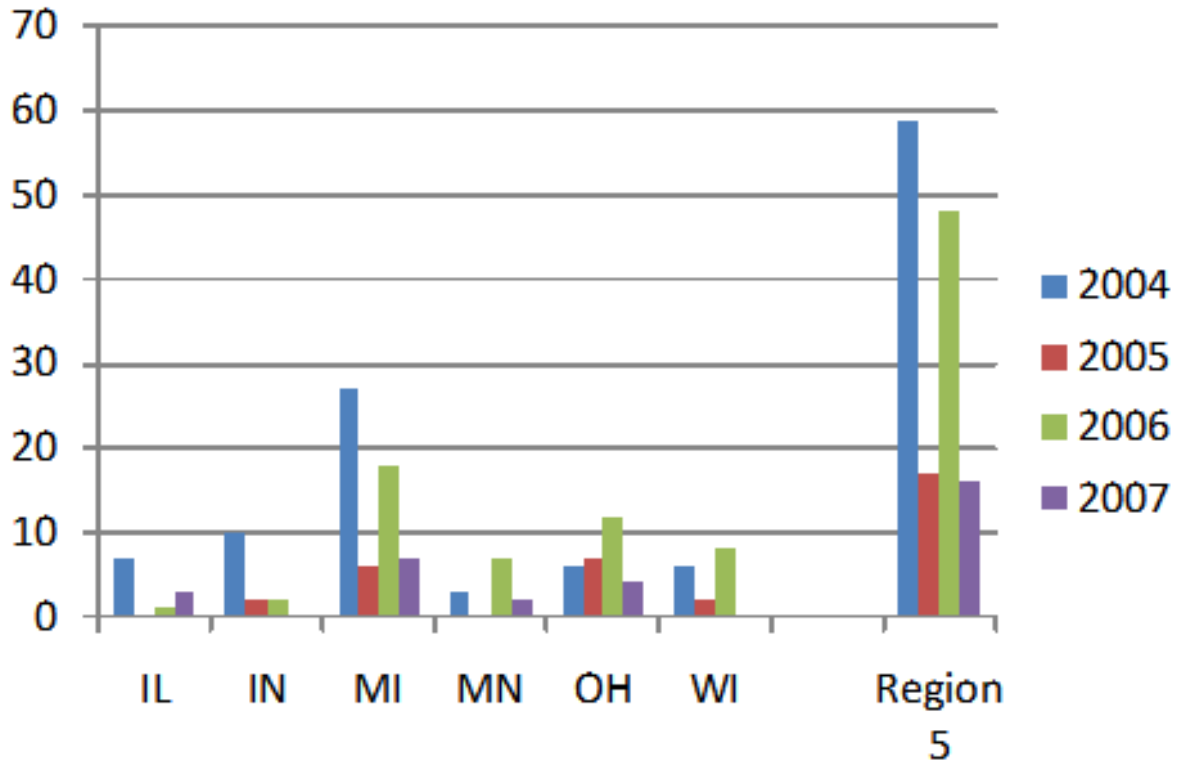


Figure 12: Updated RBLC Determinations Entered by State, EPA Region 5, 2004-2007



EPA REGION 6

Sixty-four determinations were added to the RBLC from EPA Region 6 in 2007. Texas was the largest contributor with 43 new determinations entered in 2007, however, the other States in Region 6 also contributed: Louisiana entered 11, Oklahoma entered eight (8), and Arkansas and New Mexico each entered one (1). Seventy-six determinations from Region 6 were updated in 2007: Arkansas updated 13, Louisiana updated 22, and Texas updated 41. Figure 13 shows the number of new determinations entered and Figure 14 shows the number of updated by States for 2007.

Figure 13: New RBLC Determinations Entered by State, EPA Region 6, 2004-2007

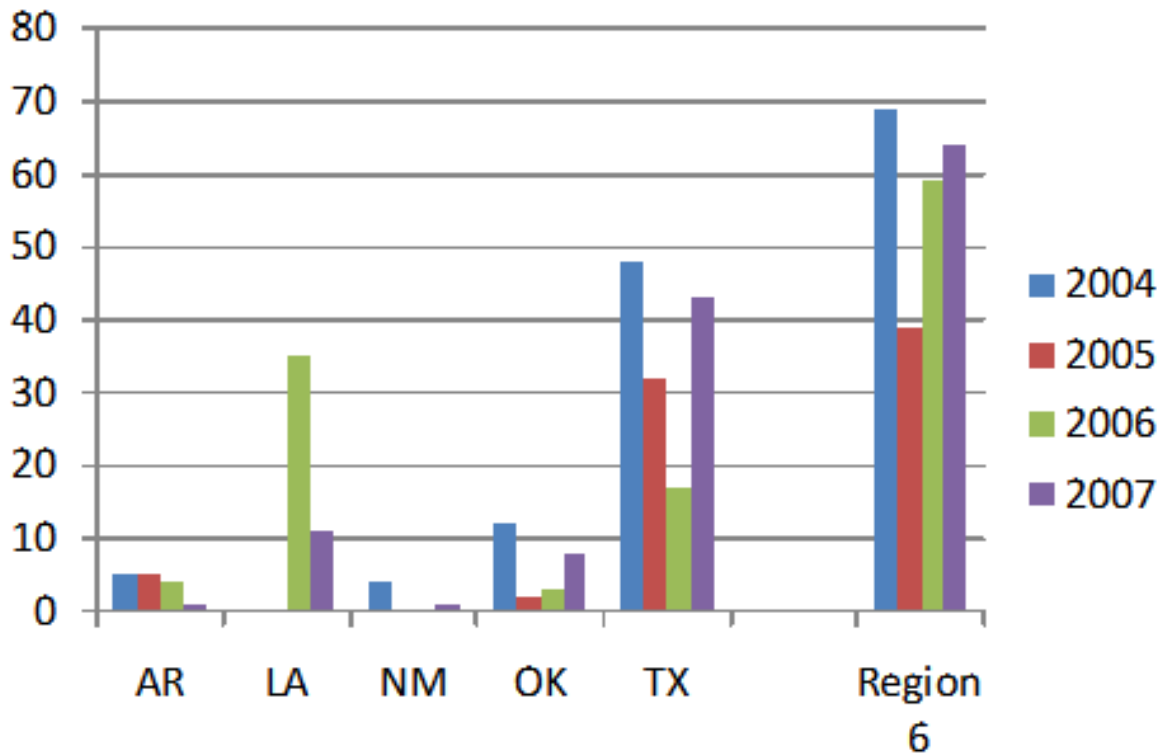
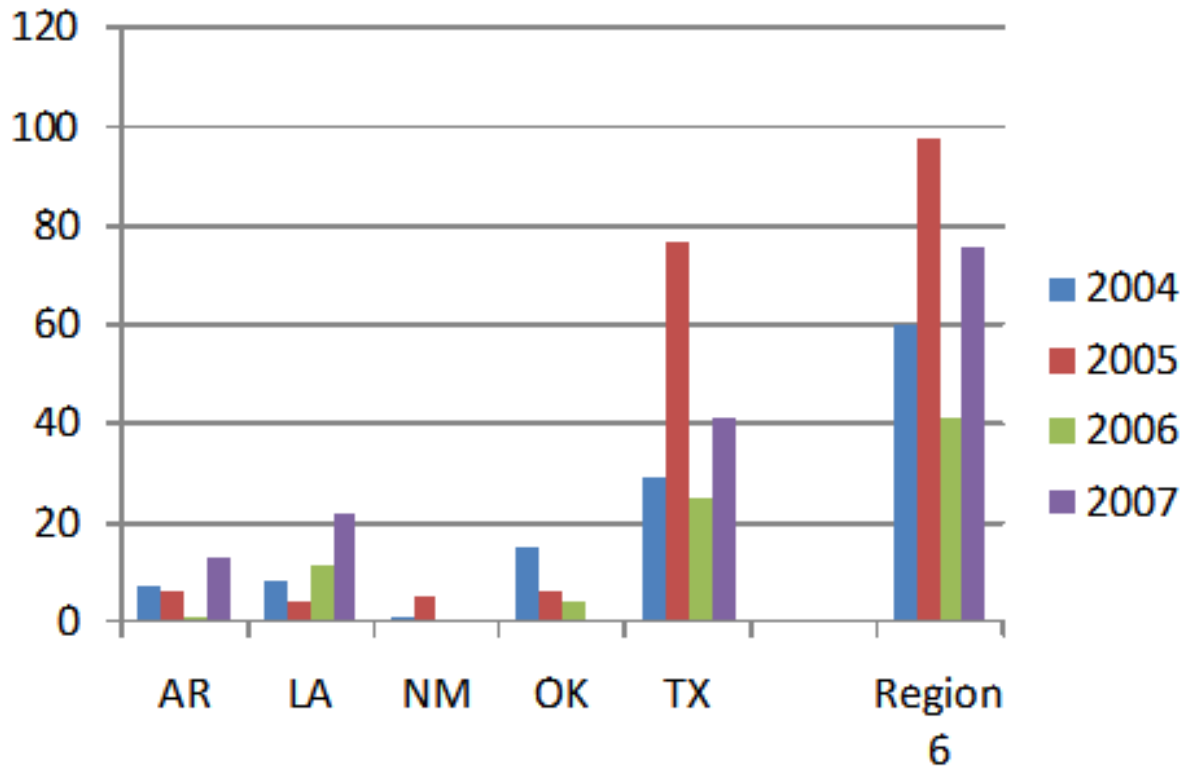


Figure 14: Updated RBLC Determinations Entered by State, EPA Region 6, 2004-2007



EPA REGION 7

Fifteen determinations were added to the RBLC from EPA Region 7 in 2007. Iowa submitted eight (8) new determinations, Missouri entered five (5) new determinations, and Nebraska entered two (2) new determinations. Kansas submitted no determinations in 2007. A total of six (6) determinations from Region 7 were updated in 2007. Two (2) determinations from each of the States: Iowa, Missouri, and Nebraska were updated in 2007. Figure 15 shows the number of new determinations entered and Figure 16 shows the number of updated by States for 2007.

Figure 15: New RBLC Determinations Entered by State, EPA Region 7, 2004-2007

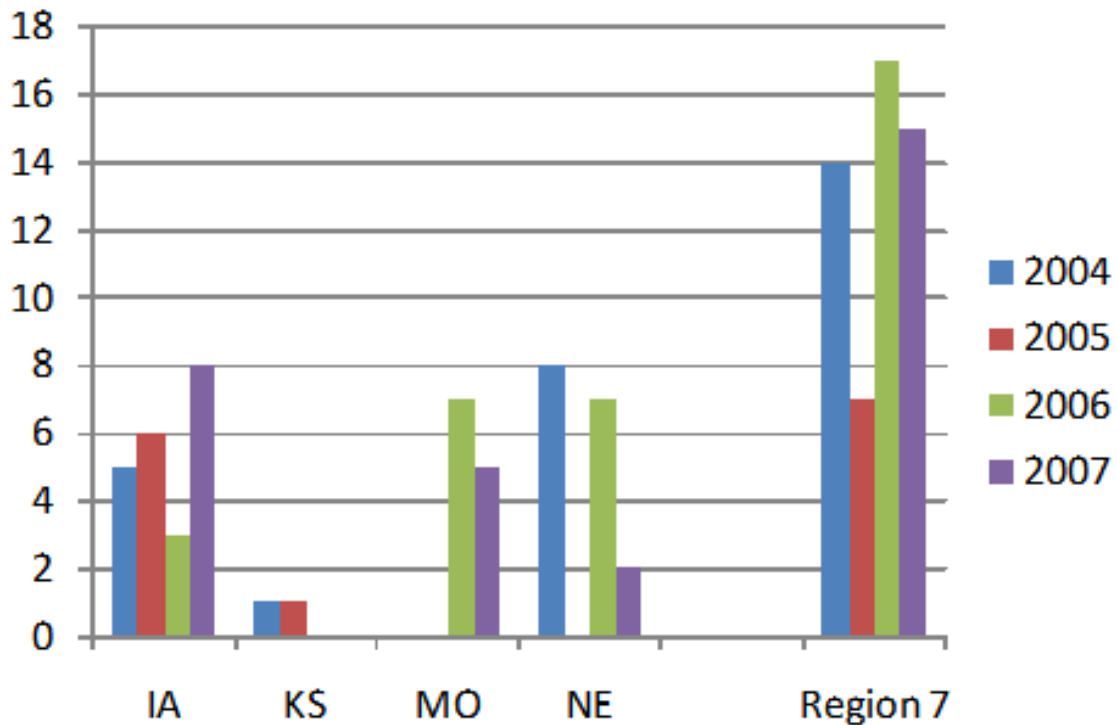
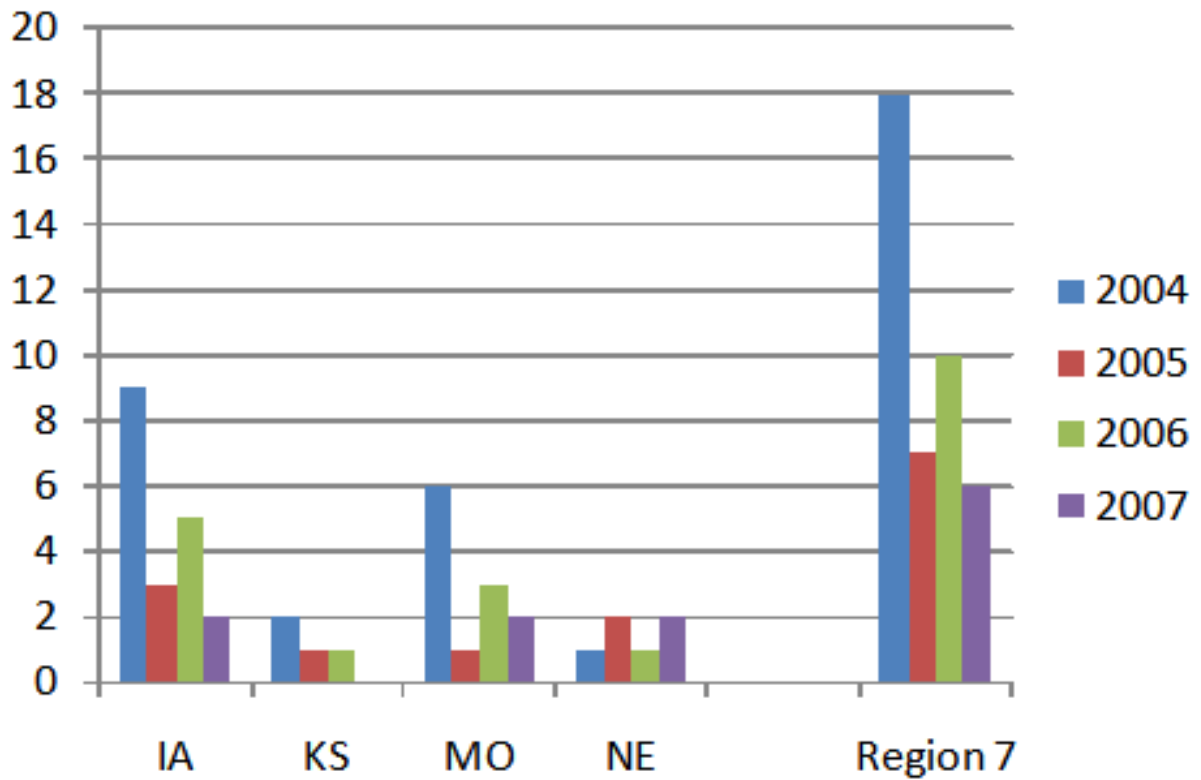


Figure 16: Updated RBLC Determinations Entered by State, EPA Region 7, 2004-2007



EPA REGION 8

Four (4) new determinations were added to the RBLC from EPA Region 8 in 2007. One (1) new determination was entered by each of the States: Montana, Utah, North Dakota, and Wyoming. Within EPA Region 8 only Colorado and South Dakota submitted no new determinations during 2007. (In fact, South Dakota has not entered any new determinations since 2002 and has not updated any determinations since 2003.) Only one determination within Region 8 was updated in 2007. This determination was from the State of North Dakota. Figure 17 shows the number of new determinations entered and Figure 18 shows the number of updated by States for 2007.

Figure 17: New RBLC Determinations Entered by State, EPA Region 8, 2004-2007

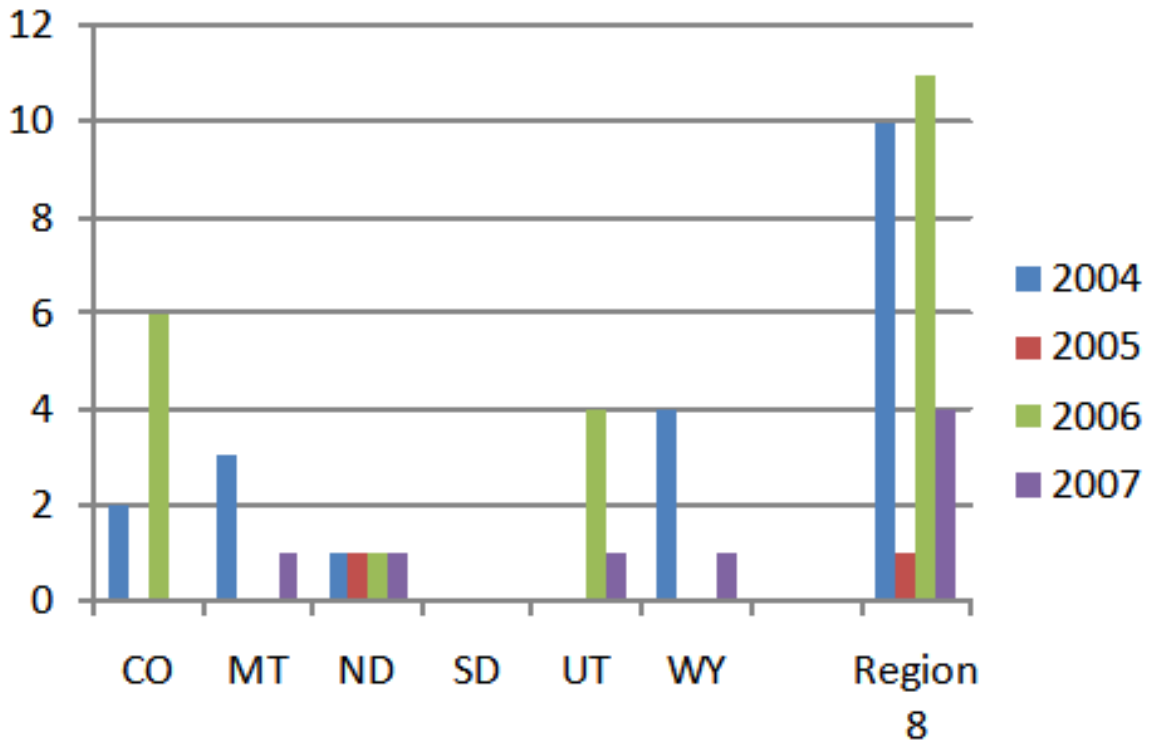
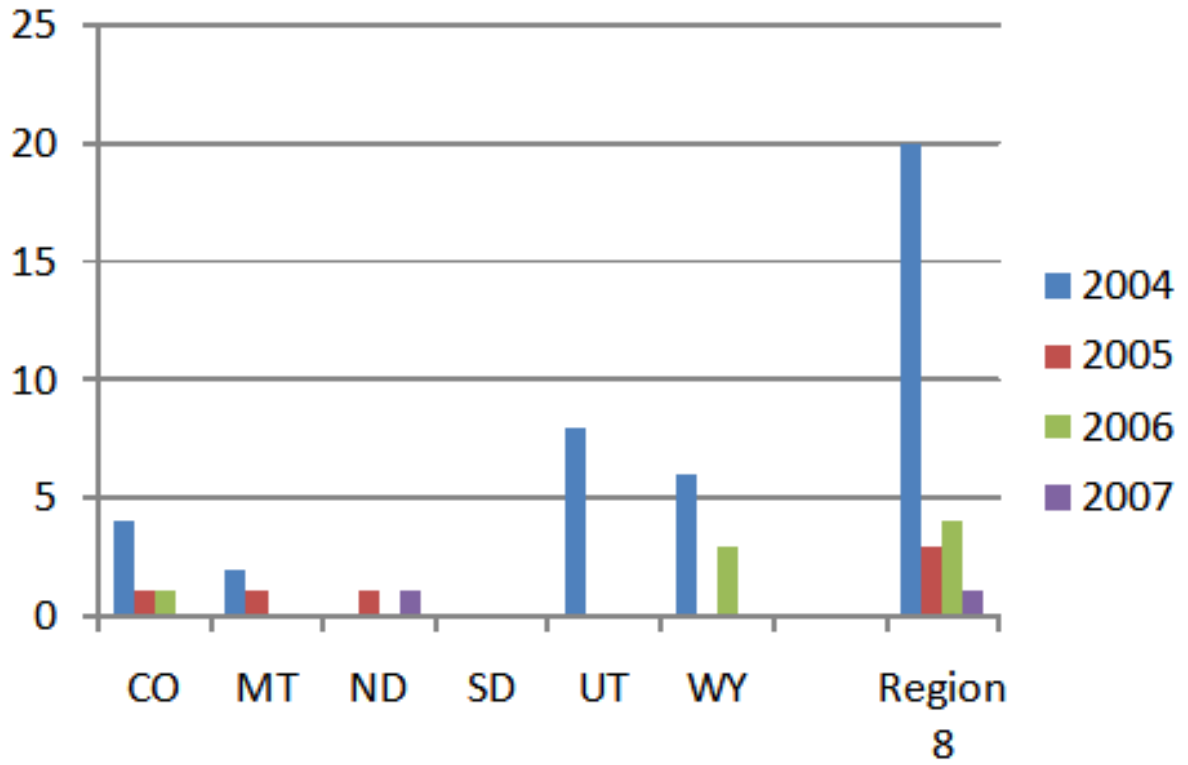


Figure 18: Updated RBLC Determinations Entered by State, EPA Region 8, 2004-2007



EPA REGION 9

Thirty determinations were added to the RBLC from EPA Region 9 in 2007: California entered 27, Nevada entered 3, and Arizona and Hawaii entered zero. The other constituents of Region 9, Guam, American Samoa, and North Mariana Islands did not enter any determinations during 2007. Twenty (20) determinations from Region 9 were updated in 2007. Seventeen (17) determinations in California and three (3) determinations in Nevada were updated in 2007. No determinations within the States of Arizona or Hawaii, nor any in the territories of Guam, American Samoa, or North Mariana Islands were updated during 2007. Figure 19 shows the number of new determinations entered and Figure 20 shows the number of updated by States for 2007.

Figure 19: New RBLC Determinations Entered by State, EPA Region 9, 2004-2007

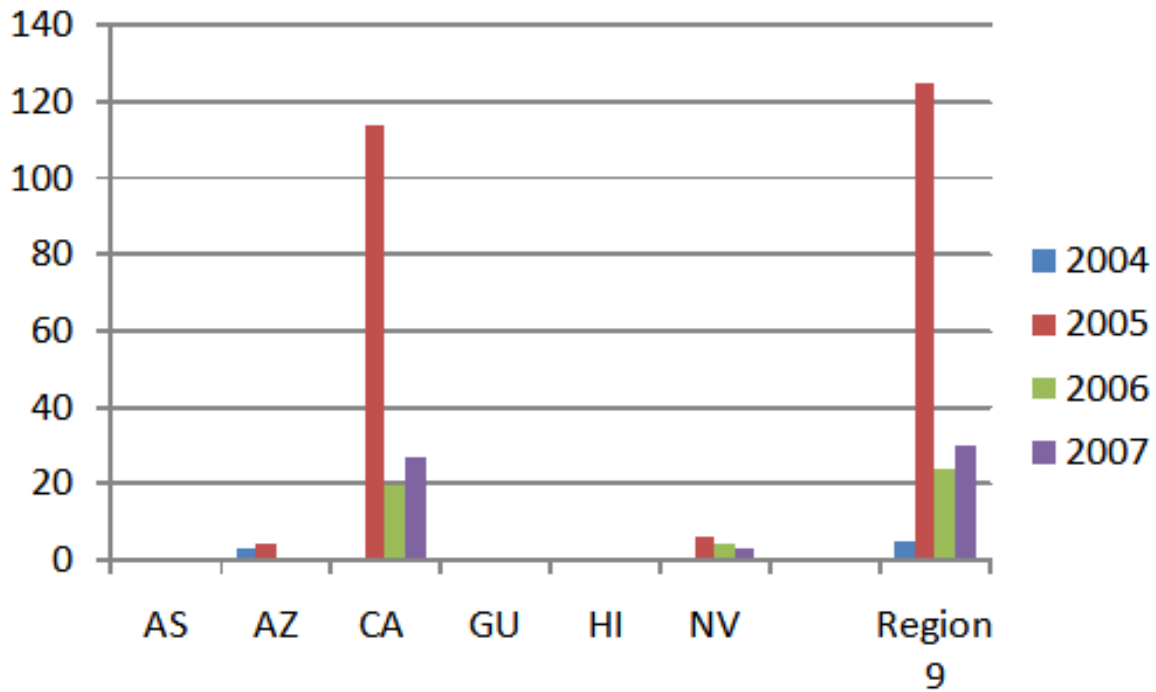
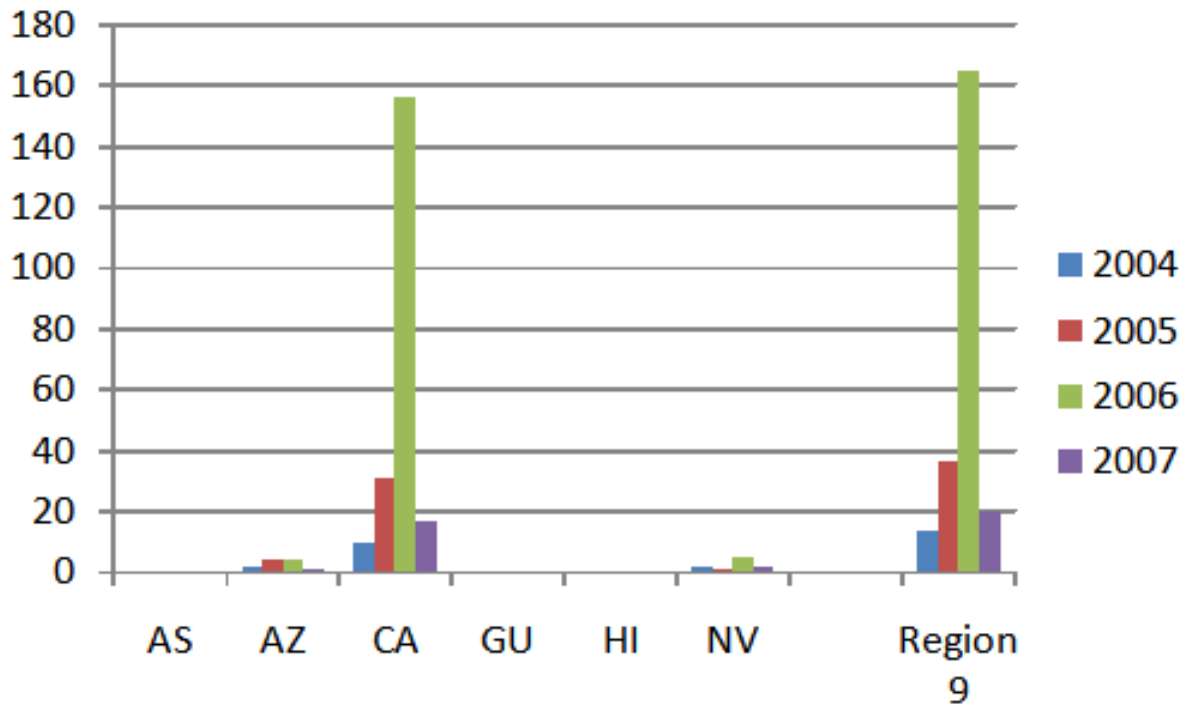


Figure 20: Updated RBLC Determinations Entered by State, EPA Region 9, 2004-2007



EPA REGION 10

Twelve new determinations were entered from Region 10 in 2007. Washington State entered 11 and Alaska entered one (1), while Oregon and Idaho didn't enter any new determinations during 2007. Three determinations from Region 10 were updated in 2007. The only States updating determinations were Alaska and Washington State with two and one, respectively. Figure 21 shows the number of new determinations entered and Figure 22 shows the number of updated by States for 2007.

Figure 21: New RBLC Determinations Entered by State, EPA Region 10, 2004-2007

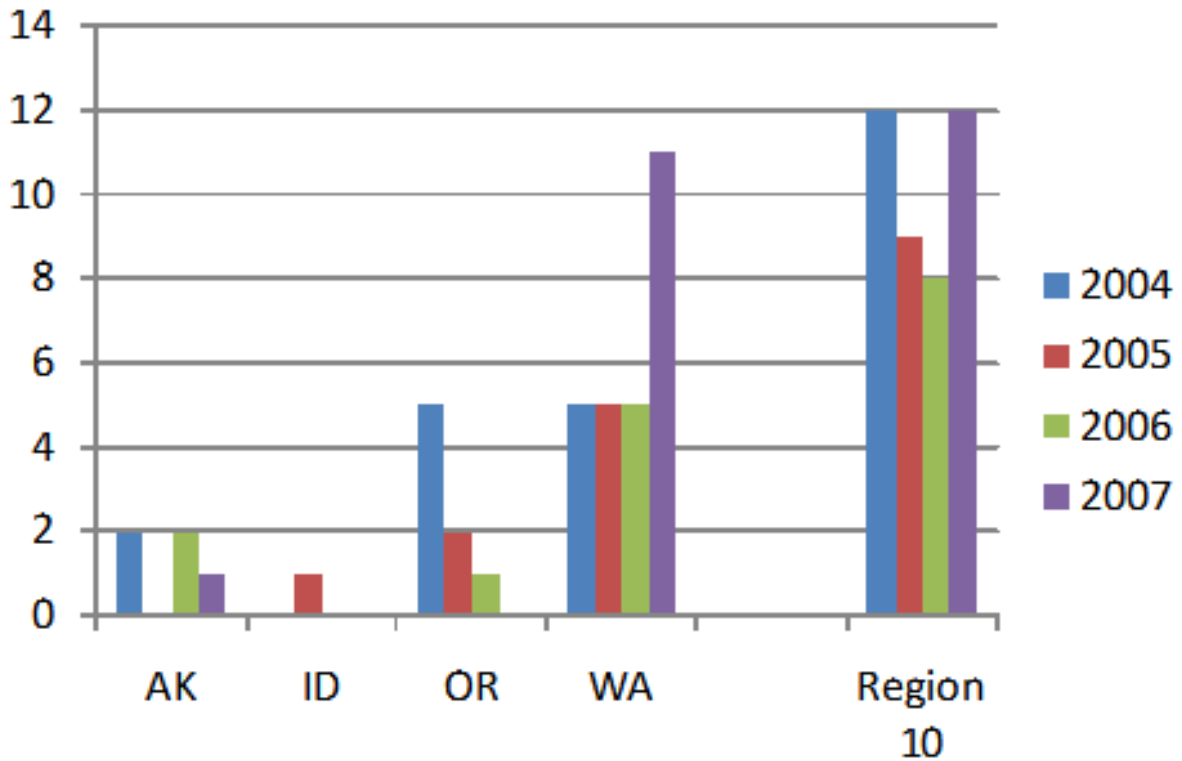
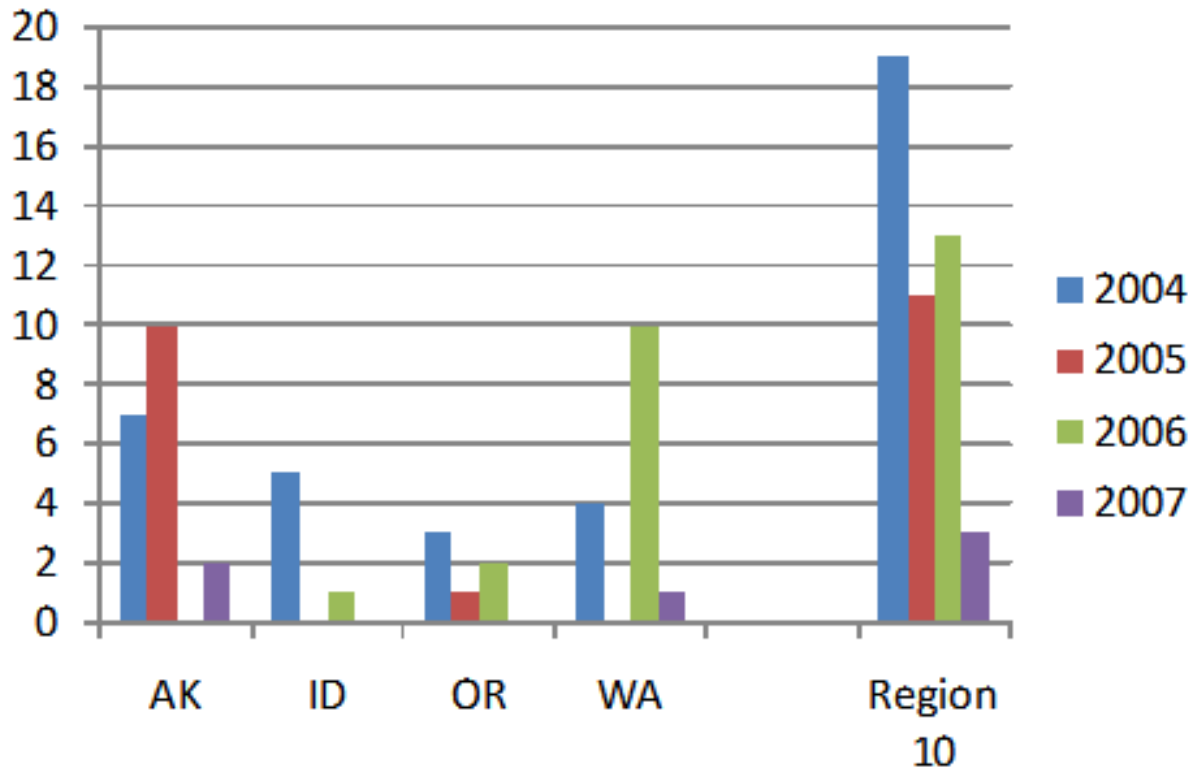


Figure 22: Updated RBLC Determinations Entered by State, EPA Region 10, 2004-2007



RBLC PROGRAM DEVELOPMENT

In 2007, the RBLC continued to implement improvements, gather missing information, and process data. The number of new records inserted into the RBLC was 183 and, the number of modified records was 147.

In 2006, the RBLC started working on a Spanish version of the RBLC Standalone Editor. This effort was scheduled to be completed in 2008, unfortunately unforeseen problems have slowed this effort. Once this program is completed – now most likely in 2009 – Mexican and Canadian pollution control agencies may use it to enter their permit information into the RBLC. (Unfortunately, due to security constraints, on-line data entry and editing of Mexican and Canadian permit information will not be available.)

The RBLC continued using WebEx © to conduct on-line training to State and Local agencies in 2007. During the year, training was provided to State and local agency staff on: Searching the RBLC Web; RBLC On-line Data Entry; and RBLC Off-line Data Entry using the Standalone Editor (the RBLC's PC-based software program). Participants must have a high speed Internet connection and a separate telephone line for voice communication to participate in the training. The training is offered free of charge (except for the price of a long distance telephone call). Participants can take training at their individual workstations or in a group setting. No travel is required and each session takes less than 2 hours to complete. Special training sessions for agencies or special groups can be arranged upon request.

System Improvements

The RBLC System is now many years old and what started as a mainframe system is now a Web based system. As the RBLC evolved pieces of legacy code remained. The older bits of code are now causing more and more problems and makes maintaining the current code very time consuming and thus, expensive. As a result, the RBLC has decided to update the computer code behind the RBLC system. We hope that creating a unified, structured code set will result in a more stable environment with lower maintenance cost in the long run. During the estimated two to three year period the RBLC update will take, EPA will maintain the current RBLC System, however, no system improvements will be planned .

On-Going Work

EPA has funded the first part of a project called the RBLC Efficiency Upgrades and Security Enhancements (REUSE) project. During this project we will be examining all of the RBLC computer code and basically bringing it all up to the same “standard”. This will address the RBLC biggest problem – old, outdated computer code mixed in with newer, rewritten computer code. Creating a unified, updated, structured code set will result in a more stable environment with lower maintenance cost in the long run.

All inquiries concerning RBLC and information contained in the RBLC Web data base should be directed to:

RBLC Mail Drop D243-05
U.S. EPA
RTP, NC 27711

OR

The Clean Air Technology Center Information Line
(919) 541-0800, FAX (919) 541-1039
catcmail@epa.gov

United States
Environmental Protection
Agency

Office of Air Quality Planning and Standards
Sector Policies and Programs Division
Research Triangle Park, NC

Publication No. EPA-453/R-11-001
January 2011
