UNITED STATES ENVIRONMENTAL PROTECTION AGENCY
Region 1
5 Post Office Square, Suite 100
BOSTON, MA 02109-3912

CERTIFIED MAIL

February 6, 2011

Jeffry J. Mansfield
Regional HSE Coordinator
Freudenberg –NOK General Partnership
450 Pleasant Street
Bristol, NH 03222-3012

Re: Authorization to discharge under the Remediation General Permit (RGP) - NHG910000. Former Container Disposal Area site located at 450 Pleasant Street, Bristol, New Hampshire, 03222-3012, Grafton County; Authorization #NHG910006 - Reissuance

Dear Mr. Mansfield:

Based on the review of a Notice of Intent (NOI) submitted on behalf of Freudenberg-NOK General Partnership (the Owner) by the firm GZA GeoeEnvironmental Inc., for the site referenced above, the U.S. Environmental Protection Agency (EPA) hereby authorizes you, as the named Owner and Operator, to discharge in accordance with the provisions of the RGP at that site. Your authorization number is listed above.

The checklist enclosed with this RGP authorization indicates the pollutants for which you are required to monitor. Also indicated on the checklist are the effluent limits, test methods and minimum levels (MLs) for each pollutant. Please note that the check list does not represent the complete requirements of the RGP. Operators must comply with all of the applicable requirements of this permit, including influent and effluent monitoring, narrative water quality standards, record keeping, and reporting requirements, found in Parts I and II, and Appendices I – VIII of the RGP. See EPA's website for the complete RGP and other information at: http://www.epa.gov/region1/npdes/mass.html#dgp.

Also, please note that the metals arsenic, cadmium, trivalent chromium, copper, lead, nickel, zinc and iron included on the list are dilution dependent pollutants and subject to limitations based on selected dilution ranges and technology-based ceiling limitations for facilities located in New Hampshire. For each parameter the reported dilution factor 1.17 for this site is within a dilution range greater than five to ten (>5-10), established in the

RGP. (See the RGP Appendix IV for New Hampshire facilities). Therefore, the limits for arsenic of 10ug/L, cadmium of 0.8ug/L, trivalent chromium of 27.7ug/L, copper of 2.9ug/L, lead of 0.5ug/L, nickel of 16.1, zinc of 37ug/L and iron of 1,170ug/L, are required to achieve permit compliance at your site.

Finally, please note the list of pollutants attached to this authorization is subject to a recertification if the operations at the site result in a discharge lasting longer than six months. A recertification can be submitted to EPA within six (6) to twelve (12) months of operations in accordance with the 2010 RGP requirements.

This general permit and authorization to discharge will expire on September 9, 2015. You have reported that the termination date for the discharge has not been determined. If for any reason the discharge terminates at some point in the future you are required to submit a Notice of Termination (NOT) to the attention of the contact person indicated below within 30 days of project completion.

Thank you in advance for your cooperation in this matter. Please contact Victor Alvarez at 617-918-1572 or Alvarez.Victor@epa.gov, if you have any questions.

Sincerely,

David M. Webster, Chief
Industrial Permits Branch

Enclosure

cc: Jeffrey Andrews, NHDES
James M. Wieck, GZA GeoEnvironmental Inc.

2010 Remediation General Permit
Summary of Monitoring Parameters[1]

NPDES Permit Number:	**NHG910006- Reissuance**
Date Permit Issued:	February 2011
Facility/Site Name:	Former Container Disposal Area
Facility/Site Address:	450 Pleasant Street, Bristol, New Hampshire, 03222-3012
	Email address of owner: j2m@fngp.com; Phone n: 313-451-0020
Legal Name of Operator:	Owner : Freudenberg-NOK General Partnership
Operator contact name, title, and Address:	Jeffry J. Mansfield, Regional HSE Coordinator , 450 Pleasant Street, Bristol, NH 03222-3012
	Email :j2m@fngp.com
Estimated Date of Completion:	Not determined
Category and Sub-Category:	Category II- Non Petroleum Site Remediation. Sub-category A. Volatile Organic Compounds (VOC) Only Sites
Receiving Water:	Unnamed tributary to Smith River

Monitoring & Limits are applicable if checked. All samples are to be collected as grab samples

	Parameter	**Effluent Limit/Method#/ML** (All Effluent Limits are shown as Daily Maximum Limit, unless denoted by a **, in that case it will be a Monthly Average Limit)
√	1. Total Suspended Solids (TSS)	30 milligrams/liter (mg/L) **, 50 mg/L for hydrostatic testing **, Me#60.2/ML 5ug/L
	2. Total Residual Chlorine (TRC) [1]	Freshwater = 11 ug/L ** Saltwater = 7.5 ug/L **/ Me#330.5/ML 20ug/L
√	3. Total Petroleum Hydrocarbons (TPH)	5.0 mg/L/ Me# 1664A/ML 5.0mg/L
	4. Cyanide (CN) [2, 3]	Freshwater = 5.2 ug/l ** Saltwater = 1.0 ug/L **/ Me#335.4/ML 5ug/L
√	5. Benzene (B)	5ug/L /50.0 ug/L for hydrostatic testing only/ Me#8260C/ML 2 ug/L
√	6. Toluene (T)	(limited as ug/L total BTEX)/ Me#8260C/ ML 2ug/L
√	7. Ethylbenzene (E)	(limited as ug/L total BTEX) Me#8260C/ ML 2ug/L
√	8. (m,p,o) Xylenes (X)	(limited as ug/L total BTEX) Me#8260C/ ML 2ug/L
√	9. Total Benzene, Toluene, Ethyl Benzene, and Xylenes (BTEX) [4]	100 ug/L/ Me#8260C/ ML 2ug/L
	10. Ethylene Dibromide (EDB) (1,2- Dibromoethane)	0.05 ug/l/ Me#8260C/ ML 10ug/L
	11. Methyl-tert-Butyl Ether (MtBE)	70.0 ug/l /Me#8260C/ ML 10ug/L
√	12.tert-Butyl Alcohol (TBA)	Monitor Only (ug/L)/ Me#8260C/ ML

	Parameter	Effluent Limit/Method#/ML (All Effluent Limits are shown as Daily Maximum Limit, unless denoted by a **, in that case it will be a Monthly Average Limit)
	(TertiaryButanol)	10ug/L
	13. tert-Amyl Methyl Ether (TAME)	Monitor Only (ug/L) /Me#8260C/ ML 10ug/L
	14. Naphthalene [5]	20 ug/L /Me#8260C/ ML 2ug/L
√	15. Carbon Tetrachloride	4.4 ug/L /Me#8260C/ ML 5ug/L
	16. 1,2 Dichlorobenzene (o-DCB)	600 ug/L /Me#8260C/ ML 5ug/L
	17. 1,3 Dichlorobenzene (m-DCB)	320 ug/L /Me#8260C/ ML 5ug/L
√	18. 1,4 Dichlorobenzene (p-DCB)	5.0 ug/L /Me#8260C/ ML 5ug/L
√	18a. Total dichlorobenzene	763 ug/L - NH only /Me#8260C/ ML5ug/L
√	19. 1,1 Dichloroethane (DCA)	70 ug/L /Me#8260C/ ML 5ug/L
√	20. 1,2 Dichloroethane (DCA)	5.0 ug/L /Me#8260C/ ML 5ug/L
√	21. 1,1 Dichloroethene (DCE)	3.2 ug/L/Me#8260C/ ML 5ug/L
√	22. cis-1,2 Dichloroethene (DCE)	70 ug/L/Me#8260C/ ML 5ug/L
√	23. Methylene Chloride	4.6 ug/L/Me#8260C/ ML 5ug/L
√	24. Tetrachloroethene (PCE)	5.0 ug/L/Me#8260C/ ML 5ug/L
√	25. 1,1,1 Trichloro-ethane (TCA)	200 ug/L/Me#8260C/ ML 5ug/L
√	26. 1,1,2 Trichloro-ethane (TCA)	5.0 ug/L /Me#8260C/ ML 5ug/L
√	27. Trichloroethene (TCE)	5.0 ug/L /Me#8260C/ ML 5ug/L
√	28. Vinyl Chloride (Chloroethene)	2.0 ug/L /Me#8260C/ ML 5ug/L
√	29. Acetone	Monitor Only(ug/L)/Me#8260C/ML 50ug/L
	30. 1,4 Dioxane	Monitor Only /Me#1624C/ML 50ug/L
√	31. Total Phenols	300 ug/L Me#420.1&420.2/ML 2 ug/L/ Me# 420.4 /ML 50ug/L
	32. Pentachlorophenol (PCP)	1.0 ug/L /Me#8270D/ML5ug/L,Me#604 &625/ML 10ug/L
	33. Total Phthalates (Phthalate esters) [6]	3.0 ug/L ** /Me#8270D/ML 5ug/L, Me#606/ML 10ug/L& Me#625/ML 5ug/L
	34. Bis (2-Ethylhexyl) Phthalate [Di- (ethylhexyl) Phthalate]	6.0 ug/L /Me#8270D/ML 5ug/L,Me#606/ML 10ug/L & Me#625/ML 5ug/L
	35. Total Group I Polycyclic Aromatic Hydrocarbons (PAH)	10.0 ug/L
√	a. Benzo(a) Anthracene [7]	0.0038 ug/L /Me#8270D/ ML 5ug/L, Me#610/ML 5ug/L& Me#625/ML 5ug/L
√	b. Benzo(a) Pyrene [7]	0.0038 ug/L /Me#8270D/ ML 5ug/L, Me#610/ML 5ug/L& Me#625/ML 5ug/L
√	c. Benzo(b)Fluoranthene [7]	0.0038 ug/L /Me#8270D/ ML 5ug/L, √Me#610/ML 5ug/L& Me#625/ML 5ug/L
√	d. Benzo(k)Fluoranthene [7]	0.0038 ug/L /Me#8270D/ ML 5ug/L,

	Parameter	Effluent Limit/Method#/ML (All Effluent Limits are shown as Daily Maximum Limit, unless denoted by a **, in that case it will be a Monthly Average Limit)
		Me#610/ML 5ug/L& Me#625/ML 5ug/L
√	e. Chrysene [7]	0.0038 ug/L /Me#8270D/ML 5ug/L, Me#610/ML 5ug/L& Me#625/ML 5ug/L
	f. Dibenzo(a,h)anthracene [7]	0.0038 ug/L /Me#8270D/ML 5ug/L, Me#610/ML 5ug/L& Me#625/ML 5ug/L
√	g. Indeno(1,2,3-cd) Pyrene [7]	0.0038 ug/L /Me#8270D/ML 5ug/L, Me#610/ML 5ug/L& Me#625/ML5ug/L
	36. Total Group II Polycyclic Aromatic Hydrocarbons (PAH)	100 ug/L
	h. Acenaphthene	X/Me#8270D/ML 5ug/L,Me#610/ML 5ug/L & Me#625/ML 5ug/L
	i. Acenaphthylene	X/Me#8270D/ML 5ug/L,Me#610/ML 5ug/L & Me#625/ML 5ug/L
√	j. Anthracene	X/Me#8270D/ML 5ug/L,Me#610/ML 5ug/L & Me#625/ML 5ug/L
√	k. Benzo(ghi) Perylene	X/Me#8270D/ML 5ug/L,Me#610/ML 5ug/L & Me#625/ML 5ug/L
√	l. Fluoranthene	X/Me#8270D/ML 5ug/L,Me#610/ML 5ug/L & Me#625/ML 5ug/L
√	m. Fluorene	X/Me#8270D/ML 5ug/L,Me#610/ML 5ug/L & Me#625/ML 5ug/L
√	n. Naphthalene [5]	20 ug/l / Me#8270/ML 5ug/L, Me#610/ML 5ug/L & Me#625/ML 5ug/L
	o. Phenanthrene	X/Me#8270D/ML 5ug/L,Me#610/ML 5ug/L & Me#625/ML 5ug/L
√	p. Pyrene	X/Me#8270D/ML5ug/L,Me#610/ML 5ug/L & Me#625/ML 5ug/L
√	37. Total Polychlorinated Biphenyls (PCBs) [8, 9]	0.000064 ug/L/Me# 608/ ML 0.5 ug/L
√	38. Chloride	Monitor only/Me# 300.0/ ML 0.1ug/L

	Metal parameter	Total Recoverable Metal Limit @ H [10] = 25 mg/l CaCO3 for Discharges in New Hampshire (ug/l) [11] Freshwater	Saltwater
	39. Antimony	5.6/10mL	
√	40. Arsenic **	10/Ml 20ug/	36/20mL
√	41. Cadmium **	0.8/10mL	9.3/10mL
√	42. Chromium III (trivalent) **	27.7/15mL	100/15mL
	43. Chromium VI (hexavalent) **	11.4/10mL	50.3/10mL
√	44. Copper **	2.9/15mL	3.7/15mL
√	45. Lead **	0.5/20mL	8.5/20mL
	46. Mercury **	0.9/0.2mL	1.1/0.2mL
√	47. Nickel **	16.1/20mL	8.2/20mL
	48. Selenium **	5/20mL	71/20mL
	49. Silver	0.4/10mL	2.2/10mL
√	50. Zinc **	37/15mL	85.6/15mL
√	51. Iron	1,170/20mL	

	Other Parameters	Limit
√	52. Instantaneous Flow	Site specific in CFS
√	53. Total Flow	Site specific in CFS
	54. pH Range for Class A & Class B Waters in MA	6.5-8.3; 1/Month/Grab[13]
	55. pH Range for Class SA & Class SB Waters in MA	6.5-8.3; 1/Month/Grab[13]
√	56. pH Range for Class B Waters in NH	6.5-8; 1/Month/Grab[13]
	57. Daily maximum temperature - Warm water fisheries	83°F; 1/Month/Grab[14]
	58. Daily maximum temperature - Cold water fisheries	68°F; 1/Month/Grab[14]
	59. Maximum Change in Temperature in MA - Any Class A water body	1.5°F; 1/Month/Grab[14]
	60. Maximum Change in Temperature in MA - Any Class B water body- Warm Water	5°F; 1/Month/Grab[14]
	61. Maximum Change in Temperature in MA – Any Class B water body - Cold water and Lakes/Ponds	3°F; 1/Month/Grab[14]
	62. Maximum Change in Temperature in MA – Any Class SA water body - Coastal	1.5°F; 1/Month/Grab[14]
	63. Maximum Change in Temperature in MA – Any Class SB water body - July to September	1.5°F; 1/Month/Grab[14]
	64. Maximum Change in Temperature in MA – Any Class SB water body - October to June	4°F; 1/Month/Grab[14]

Footnotes:

[1] Although the maximum values for TRC are 11ug/l and 7.5 ug/l for freshwater, and saltwater respectively, the compliance limits are equal to the minimum level (ML) of the test method used as listed in Appendix VI (i.e., Method 330.5, 20 ug/l).
[2] Limits for cyanide are based on EPA's water quality criteria expressed as micrograms per liter. There is currently no EPA approved test method for free cyanide. Therefore, total cyanide must be reported.
[3] Although the maximum values for cyanide are 5.2 ug/l and 1.0 ug/l for freshwater and saltwater, respectively, the compliance limits are equal to the minimum level (ML) of the Method 335.4 as listed in Appendix VI (i.e., 10 ug/l).
[4] BTEX = sum of Benzene, Toluene, Ethylbenzene, and total Xylenes.
[5] Naphthalene can be reported as both a purgeable (VOC) and extractable (SVOC) organic compound. If both VOC and SVOC are analyzed, the highest value must be used unless the QC criteria for one of the analyses is not met. In such cases, the value from the analysis meeting the QC criteria must be used.
[6] The sum of individual phthalate compounds(not including the #34, Bis (2-Ethylhexyl) Phthalate . The compliance limits are equal to the minimum level (ML) of the test method used as listed in Appendix VI.
Total values calculated for reporting on NOIs and discharge monitoring reports shall be calculated by adding the measured concentration of each constituent. If the measurement of a constituent is less than the ML, the permittee shall use a value of zero for that constituent. For each test, the permittee shall also attach the raw data for each constituent to the discharge monitoring report, including the minimum level and minimum detection level for the analysis.
[7] Although the maximum value for the individual PAH compounds is 0.0038 ug/l, the compliance limits are equal to the minimum level (ML) of the test method used as listed in Appendix VI.
[8] In the November 2002 WQC, EPA has revised the definition of Total PCBs for aquatic life as total PCBs is the sum of all homologue, all isomer, all congener, or all "Oroclor analyses."Total values calculated for reporting on NOIs and discharge monitoring reports shall be calculated by adding the measured concentration of each constituent. If the measure of a constituent is less than the ML, the permittee shall use a value of zero for that constituent. For each test, the permittee shall also attach the raw data for each constituent to the discharge monitoring report, including the minimum level and minimum detection level for the analysis.
[9]Although the maximum value for total PCBs is 0.000064 ug/l, the compliance limit is equal to the minimum level (ML) of the test method used as listed in Appendix VI (i.e., 0.5 ug/l for Method 608 or 0.00005 ug/l when Method 1668a is approved).
[10] Hardness. Cadmium, Chromium III, Copper, Lead, Nickel, Silver, and Zinc are Hardness Dependent.
[11] For a Dilution Factor (DF) from 1 to 5, metals limits are calculated using DF times the base limit for the metal. See Appendix IV. For example, iron limits are calculated using DF x 1,000ug/L (the iron base limit). Therefore DF is 1.5, the iron limit will be 1,500 ug/L; DF 2, then iron limit =1,000 x 2 =2,000 ug/L., etc. not to exceed the DF=5.
[12] Minimum Level (ML) is the lowest level at which the analytical system gives a recognizable signal and acceptable calibration point for the analyte. The ML represents the lowest concentration at which an analyte can be measured with a

known level of confidence. The ML is calculated by multiplying the laboratory-determined method detection limit by 3.18 (see 40 CFR Part 136, Appendix B).

[13] pH sampling for compliance with permit limits may be performed using field methods as provided for in EPA test Method 150.1.

[14] Temperature sampling per Method 170.1

Waste Management Division
PO Box 95, 29 Hazen Drive
Concord, NH 03302

Type of Submittal (Check One-Most Applicable)

☐ Work Scope ☐ Reimbursement Request	☐ Remedial Action • Remedial Action Plan • Bid Plans and Specifications • Remedial Action Implementation Report ☐ Treatment System and POE O&M ☐ Activity and Use Restriction
☐ UST Facility Report ☐ AST Facility Report	
☐ Emergency/Initial Response Action ☐ Groundwater Quality Assessment	☐ Temporary Surface Water Discharge Permit
☐ Initial Site Characterization ☐ Site Investigation • Site Investigation Report • Supplemental Site Investigation Report • GMZ Delineation • Source Area Investigation • Data Submittal • Annual Summary Report ☐ Unsolicited Environmental Sampling Notification ☐ Closure Documentation	☒ Groundwater Management Permit • Permit Application • Renewal Application • Deed Recordation Documentation • Abutter Notification Documentation • Release of Recordation ☐ Data Submittal ☐ Annual Summary Report

National Pollution Discharge Elimination System
Notice of Intent (NOI)
Remediation General Permit No. NHG9100006
Freudenberg-NOK General Partnership
Bristol, New Hampshire Facility
NHDES Site No. 198706012

Prepared For:
Freudenberg-NOK General Partnership
450 Pleasant Street, Route 104
Bristol, New Hampshire 03222-2001
Phone Number (603) 744-1921
Mr. Jeffry Mansfield



Prepared By:
GZA GeoEnvironmental, Inc.
380 Harvey Road
Manchester, New Hampshire 03301-3347
(603) 623-3600
Mr. James M. Wieck, P.G.

December 9, 2010

Recommended Risk Category (Check One)

☐ 1. Immediate Human Health Risk (Impacted water supply well, etc.)	☐ 4. Surface Water Impact	☐ 7. Alternate Water Available/Low Level Groundwater Contamination (< 1,000 x AGQS)
☒ 2. Potential Human Health Risk (Water supply well within 1000' or Site within SWPA)	☐ 5. No Alternate Water Available/No Existing Wells in Area	☐ 8. No AGQS Violation/No Source Remaining
☐ 3. Free Product or Source Hazard	☐ 6. Alternate Water Available/High Level Groundwater Contamination (> 1,000 x AGQS)	☐ Closure Recommended

GZA
GeoEnvironmental, Inc.

Engineers and Scientists

December 9, 2010
File No. 04.0022996.22

Remediation General Permit NOI Processing
United States Environmental Protection Agency
5 Post Office Square, Suite 100
Mail Code OEP06-4
Boston, Massachusetts 02109-3912

380 Harvey Road
Manchester
New Hampshire
03103-3347
603-623-3600
FAX 603-624-9463
www.gza.com

Re: National Pollution Discharge Elimination System
Notice of Intent (NOI)
Remediation General Permit No. NHG9100006
Freudenberg-NOK General Partnership
Bristol, New Hampshire Facility
NHDES Site No. 198706012

Dear Permits Coordinator:

On behalf of Freudenberg-NOK General Partnership (FNGP), GZA GeoEnvironmental, Inc. (GZA) is pleased to provide the United States Environmental Protection Agency (EPA) with this Notice of Intent (NOI) for Renewal of National Pollution Discharge Elimination System (NPDES) Remediation General Permit (RGP) for the FNGP facility site in Bristol and Alexandria, New Hampshire (site). This letter is formal notification of the intent to continue to discharge to surface water under the RGP effective September 10, 2010. This letter and attached documents constitute the NOI required for the site, and include a form based on the example provided in Appendix V of the RGP.

The discharge to surface water described herein originates from a management of migration groundwater extraction system designed to capture volatile-organic-compound- (VOC-) contaminated groundwater associated with a former container disposal area at the site. The groundwater extraction system is operated as a condition of the Groundwater Management Permit (GMP) issued for the site by the New Hampshire Department of Environmental Services (NHDES) (GMP # GWP-198706012-B-003). Groundwater contaminants also include certain semi-VOCs. GZA notes that the previous issuance of the RGP for this site was based on the information included in the NPDES application submitted for this site on October 18, 1993. Consequently, this is the first NOI submitted for the RGP associated with this site.

The groundwater extraction system includes a total of six groundwater extraction wells screened within overburden at the site. Groundwater extracted from the site is treated on site and discharged to surface water on site. The groundwater treatment system includes (in order) a tower spray aeration chamber, two inline metal precipitant settling tanks, a Shallow-Tray aeration stripper (Model 2351), a holding tank, and four 200-pound liquid-phase-activated carbon canisters (two parallel trains with two canisters within each train). The components of the

Copyright © 2010 GZA GeoEnvironmental, Inc.

An Equal Opportunity Employer M/F/V/H

treatment system are illustrated on the attached groundwater treatment system schematic[1] (**Figure 1**). Discharge of treated groundwater from the system is to surface waters associated with an unnamed tributary of the Smith River in the western portion of the site. The confluence of the unnamed stream and the Smith River is located approximately 1.7 miles (2.7 kilometers [km]) downstream of the discharge point (1.25 miles [2.0 km] south of the discharge point). The location of the treatment building and discharge point location are shown on the attached Site Plan / Locus Plan **(Figure 2)**. The flow rate of the system is generally between approximately 3 gallons per minute (gpm) and 5 gpm.

As illustrated on the treatment system schematic (**Figure 1**), the remedial system receives groundwater from six remediation wells which discharge individually into the tower aeration chamber. As the plumbing for the system precludes the collection of a combined influent sample prior to any treatment (excluding particulate filtration) before it passes through the tower, the influent data provided in this NOI include data from RW-1, which historically has had the highest contaminant concentrations of the groundwater extraction system wells, and combined influent sampled after the aeration tower. Water quality data included herein relative to the determination of parameters believed absent/present include water quality data from RW-1 and the combined influent sampling location after the aeration tower. Monthly flow and water quality data were used to calculate daily mass was from the same period (April to October 2010). Based on site groundwater quality data (see attached water quality database, **Tables 1A** and **1B**) and historic water quality data, additional VOCs and semi-VOCs may be present in groundwater at the site, but were not detected in treatment system influent, RW-1, or soil enclosure samples from the referenced period. Significantly, current water quality monitoring (influent and effluent) includes analysis for VOCs and semi-VOCs.[2] GZA recommends that future monthly sampling and analysis include analysis for VOCs (EPA Method 8260B), semi-VOCs (EPA Method 8270C), total petroleum hydrocarbons (TPH) (EPA Method 8100), total iron, and pH.

FNGP proposes modifying the influent lines from the wells to allow the collection of a combined influent sample prior to treatment. Specifically, all influent lines will be directed to a new equalization tank. A level controlled discharge pump will be used to pump the combined influent from the equalization tank to the tower aeration chamber. Flow from the equalization tank will be piped into a manifold, such that it will be distributed through the existing spray nozzles within the tower aeration chamber. A sample port will be installed within the equalization tank or piping before the manifold to provide an influent sampling location. Future RGP-related water quality monitoring will be limited to the influent sampling location described in this paragraph and the existing effluent sampling location.

In addition to the discharge of treated groundwater associated with the groundwater extraction system, FNGP is currently proposing discharge of water that has accumulated over time in a Soil Enclosure designed to treat contaminated soil with soil vapor extraction (SVE). The water is present in an approximately 1-foot layer over the bottom liner of the Soil Enclosure. The objective of the proposed dewatering of the Soil Enclosure is to expose the soils in the saturated portion of the bottom of the Soil Enclosure for treatment via the existing SVE remedial system, and limit the potential for leakage of contaminated water from the Soil Enclosure to groundwater. On behalf of FNGP, GZA submitted a Temporary Discharge Approval Request to the EPA

[1] Modified from the Pine & Swallow Associates, Inc. figure included in the National Pollutant Discharge Elimination System application.

[2] Monitoring also includes pH and Total Petroleum Hydrocarbons.

Region 1 and to NHDES in a letter[3] dated January 13, 2010. At the advice of NHDES, the request to discharge treated water from the Soil Enclosure is being included within the attached NOI. Water quality data included herein relative to the determination of parameters believed absent/present also include water quality data from three wells located within the Soil Enclosure (BRW-1, BRW-2, and BRW-3). The proposed treatment and discharge of water from the Soil Enclosure is described in the attached copy of GZA's January 13, 2010 letter. The estimated volume of water accumulated within the Soil Enclosure is approximately 23,000 gallons. The additional accumulation of water within the Soil Enclosure is not anticipated, but cannot be ruled out at this time.

The water from the Soil Enclosure would be accumulated in a vapor-liquid separator (knockout drum) associated with the SVE system as shown on the attached **Figure 9** from GZA's March 6, 2009 report.[4] Accumulated water would be periodically discharged to groundwater treatment system at the top of the tower spray aeration chamber at a flow rate of approximately 0.5 gpm. Influent data based on samples of water from the Soil Enclosure have been included for this proposed discharge. A copy of GZA's letter dated January 13, 2010 that further describes the proposed discharge from the Soil Enclosure is attached.

On behalf of FNGP, we trust that attached Permit Application is complete, and meets the needs of the EPA. If you have any questions please do not hesitate to contact the undersigned at (603) 623-3600.

Very truly yours,

GZA GEOENVIRONMENTAL, INC.

Paul T. Pepler
Engineer

Ronald A. Breton, P.E.
Consultant/Reviewer

James M. Wieck, P.G.
Senior Project Manager

Steven R. Lamb, P.G., C.G.W.P.
Principal

PTP/JMW/RAB/SRL:kr
p:\jobs\22000s\22996\22996.22\2010 noi\final 22996.22 rgp noi cvrltr 120910.docx

Attachments: Remediation General Permit Notice of Intent Form
Tables
Figures
GZA Letter Dated January 13, 2010

cc: Water Division, New Hampshire Department of Environmental Services
Town Clerk, Town of Bristol, New Hampshire
Town Clerk, Town of Alexandria, New Hampshire

[3] Letter by GZA titled "Proposed Temporary Discharge Approval Request, National Pollutant Discharge Elimination System (NPDES), Remediation General Permit, Freudenberg-NOK General Partnership, Bristol, New Hampshire, Permit No. NHG910006, NHDES Site No. 198706012."

[4] Report by GZA titled "Year 2008 Annual Report, Groundwater Management Permit No. GWP-198706012-B-003, Freudenberg-NOK General Partnership, Bristol, New Hampshire Facility (site), NHDES Site No. 198706012."

REMEDIATION GENERAL PERMIT
NOTICE OF INTENT FORM

Form for Notice of Intent (NOI) for the Remediation General Permit

1. General facility/site information. Please provide the following information about the site:

a) Name of **facility/site**: Freudenberg-NOK General Partnersh		**Facility/site** mailing address:			
Location of **facility/site**: longitude: 71º 45.16049 latitude: 43º 35.16759	Facility SIC code(s): 3053 / 3061	Street: 450 Pleasant Street			
b) Name of **facility/site owner:**		Town: Bristol			
Email address of facility/site owner: j2m@fngp.com		State: New Hampshire	Zip: 03222-3012	County: Grafton	
Telephone no. of facility/site **owner**: 313-451-0020					
Fax no. of facility/site **owner**: NA		**Owner** is (check one): 1. Federal ○ 2. State/Tribal ○ 3. Private ⊙ 4. Other ○ if so, describe:			
Address of **owner** (if different from site):		Freudenberg-NOK General Partnership			
Street: 47590 East Anchor Court					
Town: Plymouth	State: MI	Zip: 48170-2455	County: Wayne		
c) Legal name of **operator**:	**Operator** telephone no: 603-744-1921				
Freudenberg-NOK General Partnership	**Operator** fax no.: NA	**Operator** email: J2M@FNGP.com			
Operator contact name and title: Jeffry J. Mansfield, Regional HSE Coordinator					
Address of **operator** (if different from owner):	Street: 450 Pleasant Street				
Town: Bristol	State: NH	Zip: 03222-3012	County: Grafton		

d) Check Y for "yes" or N for "no" for the following:
1. Has a prior NPDES permit exclusion been granted for the discharge? Y ☉ N ○, if Y, number: N/A
2. Has a prior NPDES application (Form 1 & 2C) ever been filed for the discharge?
Y ☉ N ○, if Y, date and tracking #: Please see NHG910006
3. Is the discharge a "new discharge" as defined by 40 CFR 122.2? Y ○ N ☉
4. For sites in Massachusetts, is the discharge covered under the Massachusetts Contingency Plan (MCP) and exempt from state permitting? Y ○ N ○

e) Is site/facility subject to any State permitting, license, or other action which is causing the generation of discharge? Y ☉ N ○
If Y, please list:
1. site identification # assigned by the state of NH or MA: 198706012
2. permit or license # assigned: GWP-198706012-R-003
3. state agency contact information: name, location, and telephone number:

Groundwater Permit Coordinator
NHDES Waste Management Division
603-271-6542

f) Is the site/facility covered by any other EPA permit, including:
1. Multi-Sector General Permit? Y ☉ N ○,
if Y, number: NHR05BN87
2. Final Dewatering General Permit? Y ○ N ☉,
if Y, number:
3. EPA Construction General Permit? Y ○ N ☉,
if Y, number:
4. Individual NPDES permit? Y ○ N ☉,
if Y, number:
5. any other water quality related individual or general permit? Y ○ N ☉, if Y, number:

g) Is the site/facility located within or does it discharge to an Area of Critical Environmental Concern (ACEC)? Y ○ N ☉

h) Based on the facility/site information and any historical sampling data, identify the sub-category into which the potential discharge falls.

Activity Category	**Activity Sub-Category**
I - Petroleum Related Site Remediation	A. Gasoline Only Sites ☐ B. Fuel Oils and Other Oil Sites (including Residential Non-Business Remediation Discharges) ☐ C. Petroleum Sites with Additional Contamination ☐
II - Non Petroleum Site Remediation	A. Volatile Organic Compound (VOC) Only Sites ☒ B. VOC Sites with Additional Contamination ☐ C. Primarily Heavy Metal Sites ☐
III - Contaminated Construction Dewatering	A. General Urban Fill Sites ☐ B. Known Contaminated Sites ☐

IV - Miscellaneous Related Discharges	A. Aquifer Pump Testing to Evaluate Formerly Contaminated Sites ☐ B. Well Development/Rehabilitation at Contaminated/Formerly Contaminated Sites ☐ C. Hydrostatic Testing of Pipelines and Tanks ☐ D. Long-Term Remediation of Contaminated Sumps and Dikes ☐ E. Short-term Contaminated Dredging Drain Back Waters (if not covered by 401/404 permit) ☐

2. Discharge information. Please provide information about the discharge, (attaching additional sheets as necessary) including:

a) Describe the discharge activities for which the owner/applicant is seeking coverage:

See Attachment A.

b) Provide the following information about each discharge:

1) Number of discharge points: 1

2) What is the **maximum** and **average flow rate** of discharge (in cubic feet per second, ft^3/s)?
Max. flow 0.033 Is maximum flow a **design value**? Y ○ N ◉
Average flow (include units) 0.008 cfs Is average flow a design value or estimate? estimate

3) Latitude and longitude of each discharge within 100 feet:

pt.1: lat	43°35.074'	long	71°45.244'	pt.2: lat.		long.	;
pt.3: lat		long		pt.4: lat.		long.	;
pt.5: lat		long		pt.6: lat.		long.	;
pt.7: lat		long		pt.8: lat.		long.	; etc.

4) If hydrostatic testing, total volume of the discharge (gals):

5) Is the discharge intermittent ○ or seasonal ○ ?
Is discharge ongoing? Y ◉ N ○

c) Expected dates of discharge (mm/dd/yy): start Ongoing end Not determined

d) Please attach a line drawing or flow schematic showing water flow through the facility including:
1. sources of intake water, 2. contributing flow from the operation, 3. treatment units, and 4. discharge points and receiving waters(s). Attached Figure 1

3A. **Contaminant information.** Combined influent

a) Based on the sub-category selected (see Appendix III), indicate whether each listed chemical is **believed present** or **believed absent** in the potential discharge. Attach additional sheets as needed.

Parameter *	CAS Number	Believed Absent	Believed Present	# of Samples	Sample Type (e.g., grab)	Analytical Method Used (method #)	Minimum Level (ML) of Test Method	Maximum daily value		Average daily value	
								concentration (ug/l)	mass (kg)	concentration (ug/l)	mass (kg)
1. Total Suspended Solids (TSS)		☐	☐								
2. Total Residual Chlorine (TRC)		☐	☐								
3. Total Petroleum Hydrocarbons (TPH)		☐	☒	6	Grab	Mod EPA8100	636	200	0.005	133.3	0.002
4. Cyanide (CN)	57125	☐	☐								
5. Benzene (B)	71432	☐	☐								
6. Toluene (T)	108883	☐	☐								
7. Ethylbenzene (E)	100414	☐	☐								
8. (m,p,o) Xylenes (X)	108883; 106423; 95476; 1330207	☐	☐								
9. Total BTEX [2]	n/a	☐	☒	6	Grab	8260	6.36	225	0.005	147.5	0.003
10. Ethylene Dibromide (EDB) (1,2-Dibromoethane) [3]	106934	☐	☐								
11. Methyl-tert-Butyl Ether (MtBE)	1634044	☐	☐								
12. tert-Butyl Alcohol (TBA) (Tertiary-Butanol)	75650	☐	☒	6	Grab	8260	200.3	62	0.002	10.5	0.002

* Numbering system is provided to allow cross-referencing to Effluent Limits and Monitoring Requirements by Sub-Category included in Appendix III, as well as the Test Methods and Minimum Levels associated with each parameter provided in Appendix VI.

[2] BTEX = Sum of Benzene, Toluene, Ethylbenzene, total Xylenes.

[3] EDB is a groundwater contaminant at fuel spill and pesticide application sites in New England.

Combined Influent

Parameter *	CAS Number	Believed Absent	Believed Present	# of Samples	Sample Type (e.g., grab)	Analytical Method Used (method #)	Minimum Level (ML) of Test Method	Maximum daily value		Average daily value	
								concentration (ug/l)	mass (kg)	concentration (ug/l)	mass (kg)
13. tert-Amyl Methyl Ether (TAME)	9940508	☐	☐								
14. Naphthalene	91203	☐	☒	6	Grab	8260	6.36	0.5	0.000013		0.0000050
15. Carbon Tetrachloride	56235	☒	☐	6	Grab	8260	3.18				
16. 1,2 Dichlorobenzene (o-DCB)	95501	☒	☐	6	Grab	8260	3.18				
17. 1,3 Dichlorobenzene (m-DCB)	541731	☒	☐	6	Grab	8260	3.18				
18. 1,4 Dichlorobenzene (p-DCB)	106467	☒	☐	6	Grab	8260	3.18				
18a. Total dichlorobenzene		☒	☐	6	Grab	8260	3.18				
19. 1,1 Dichloroethane (DCA)	75343	☐	☒	6	Grab	8260	3.18	4	0.001	2.2	0.000039
20. 1,2 Dichloroethane (DCA)	107062	☐	☒	6	Grab	8260	3.18	160	0.004	27.5	0.0005
21. 1,1 Dichloroethene (DCE)	75354	☒	☐	6	Grab	8260	3.18				
22. cis-1,2 Dichloroethene (DCE)	156592	☐	☒	6	Grab	8260	3.18	290	0.007	186.7	0.003
23. Methylene Chloride	75092	☒	☐	6	Grab	8260	12.72				
24. Tetrachloroethene (PCE)	127184	☒	☐	6	Grab	8260	3.18				
25. 1,1,1 Trichloro-ethane (TCA)	71556	☐	☒	6	Grab	8260	3.18	27	0.007	13.2	0.0002
26. 1,1,2 Trichloro-ethane (TCA)	79005	☒	☐	6	Grab	8260	3.18				
27. Trichloroethene (TCE)	79016	☐	☒	6	Grab	8260	3.18	180	0.004	133.5	0.002

Parameter *	CAS Number	Believed Absent	Believed Present	# of Samples	Sample Type (e.g., grab)	Analytical Method Used (method #)	Minimum Level (ML) of Test Method	Maximum daily value		Average daily value	
								concentration (ug/l)	mass (kg)	concentration (ug/l)	mass (kg)
28. Vinyl Chloride (Chloroethene)	75014	☒	☐	6	Grab	8260	3.18				
29. Acetone	67641	☐	☒	6	Grab	8260	200.3	10	0.0003	10	0.002
30. 1,4 Dioxane	123911	☒	☐	6	Grab	8260B SIM	3.18				
31. Total Phenols	108952	☐	☒	6	Grab	8270	318	30	0.0008	16.5	0.003
32. Pentachlorophenol (PCP)	87865	☒	☐	6	Grab	8270	159				
33. Total Phthalates (Phthalate esters) [4]		☒	☐	6	Grab	8270	31.8				
34. Bis (2-Ethylhexyl) Phthalate [Di-(ethylhexyl) Phthalate]	117817	☒	☐	6	Grab	8270	31.8				
35. Total Group I Polycyclic Aromatic Hydrocarbons (PAH)		☐	☐								
a. Benzo(a) Anthracene	56553	☐	☒	6	Grab	8270	3.18	0.2	0.0000050	0.2	0.0000036
b. Benzo(a) Pyrene	50328	☐	☒	6	Grab	8270	3.18	0.4	0.000010	0.4	0.0000072
c. Benzo(b)Fluoranthene	205992	☐	☒	6	Grab	8270	3.18	0.6	0.000015	0.45	0.000008
d. Benzo(k)Fluoranthene	207089	☐	☒	6	Grab	8270	3.18	0.5	0.000013	0.45	0.000008
e. Chrysene	21801	☐	☒	6	Grab	8270	3.18	0.5	0.000013	0.48	0.0000087
f. Dibenzo(a,h)anthracene	53703	☐	☐								
g. Indeno(1,2,3-cd) Pyrene	193395	☐	☒	6	Grab	8270	3.18	0.5	0.000013	0.48	0.000008
36. Total Group II Polycyclic Aromatic Hydrocarbons (PAH)		☐	☐								

[4] The sum of individual phthalate compounds.

Parameter *	CAS Number	Believed Absent	Believed Present	# of Samples	Sample Type (e.g., grab)	Analytical Method Used (method #)	Minimum Level (ML) of Test Method	Maximum daily value		Average daily value	
								concentration (ug/l)	mass (kg)	concentration (ug/l)	mass (kg)
h. Acenaphthene	83329	☐	☐								
i. Acenaphthylene	208968	☐	☐								
j. Anthracene	120127	☐	☒	6	Grab	8270	3.18	0..5	0.000013	0.45	0.0000081
k. Benzo(ghi) Perylene	191242	☐	☒	6	Grab	8270	3.18	0.5	0.000015	0.47	0.0000078
l. Fluoranthene	206440	☐	☒	6	Grab	8270	3.18	0.6	0.000015	0.38	0.0000069
m. Fluorene	86737	☐	☒	6	Grab	8270	3.18	0.5	0.000013	0.28	0.0000051
n. Naphthalene	91203	☐	☐								
o. Phenanthrene	85018	☐	☒	6	Grab	8270	3.18	0.6	0.000015	0.36	0.0000065
p. Pyrene	129000	☐	☒	6	Grab	8270	3.18	0.5	0.000013	043	0.0000078
37. Total Polychlorinated Biphenyls (PCBs)	85687; 84742; 117840; 84662; 131113; 117817.	☒	☐	1	Grab	8082	0.954				
38. Chloride	16887006	☐	☐								
39. Antimony	7440360	☐	☐								
40. Arsenic	7440382	☐	☐								
41. Cadmium	7440439	☐	☐								
42. Chromium III (trivalent)	16065831	☐	☐								
43. Chromium VI (hexavalent)	18540299	☐	☐								
44. Copper	7440508	☐	☐								
45. Lead	7439921	☐	☐								
46. Mercury	7439976	☐	☐								
47. Nickel	7440020	☐	☐								
48. Selenium	7782492	☐	☐								
49. Silver	7440224	☐	☐								
50. Zinc	7440666	☐	☐								
51. Iron	7439896	☐	☒	1	Grab	200.7	159	6900	0.17	6900	0.12
Other (describe):		☐	☐								

Combined Influent

Parameter *	CAS Number	Believed Absent	Believed Present	# of Samples	Sample Type (e.g., grab)	Analytical Method Used (method #)	Minimum Level (ML) of Test Method	Maximum daily value		Average daily value	
								concentration (ug/l)	mass (kg)	concentration (ug/l)	mass (kg)
See Attachment B		☐	☐								
		☐	☐								

RW1 9/1/2010

3B. **Contaminant information.**

a) Based on the sub-category selected (see Appendix III), indicate whether each listed chemical is **believed present** or **believed absent** in the potential discharge. Attach additional sheets as needed.

Parameter *	CAS Number	Believed Absent	Believed Present	# of Samples	Sample Type (e.g., grab)	Analytical Method Used (method #)	Minimum Level (ML) of Test Method	Maximum daily value		Average daily value	
								concentration (ug/l)	mass (kg)	concentration (ug/l)	mass (kg)
1. Total Suspended Solids (TSS)		☐	☐								
2. Total Residual Chlorine (TRC)		☐	☐								
3. Total Petroleum Hydrocarbons (TPH)		☐	☒	6	Grab	8100 MOD	636	500	0.005	383	0.003
4. Cyanide (CN)	57125	☐	☐								
5. Benzene (B)	71432	☐	☐								
6. Toluene (T)	108883	☐	☐								
7. Ethylbenzene (E)	100414	☐	☐								
8. (m,p,o) Xylenes (X)	108883; 106423; 95476; 1330207	☐	☐								
9. Total BTEX [2]	n/a	☐	☒	6	Grab	8260	6.36	8100	0.05	7133	0.05
10. Ethylene Dibromide (EDB) (1,2-Dibromoethane) [3]	106934	☐	☐								
11. Methyl-tert-Butyl Ether (MtBE)	1634044	☐	☐								
12. tert-Butyl Alcohol (TBA) (Tertiary-Butanol)	75650	☐	☐								

***** Numbering system is provided to allow cross-referencing to Effluent Limits and Monitoring Requirements by Sub-Category included in Appendix III, as well as the Test Methods and Minimum Levels associated with each parameter provided in Appendix VI.

[2] BTEX = Sum of Benzene, Toluene, Ethylbenzene, total Xylenes.

[3] EDB is a groundwater contaminant at fuel spill and pesticide application sites in New England.

Parameter *	CAS Number	Believed Absent	Believed Present	# of Samples	Sample Type (e.g., grab)	Analytical Method Used (method #)	Minimum Level (ML) of Test Method	Maximum daily value		Average daily value	
								concentration (ug/l)	mass (kg)	concentration (ug/l)	mass (kg)
13. tert-Amyl Methyl Ether (TAME)	9940508	☐	☐								
14. Naphthalene	91203	☐	☒	6	Grab	8260	6.36	1.7	0.000017	1.37	0.0000092
15. Carbon Tetrachloride	56235	☒	☐	6	Grab	8260	3.18				
16. 1,2 Dichlorobenzene (o-DCB)	95501	☐	☒	6	Grab	8260	3.18	5	0.000049	3.8	0.000026
17. 1,3 Dichlorobenzene (m-DCB)	541731	☒	☐	6	Grab	8260	3.18				
18. 1,4 Dichlorobenzene (p-DCB)	106467	☐	☒	6	Grab	8260	3.18	1	0.0000098	1	0.000006
18a. Total dichlorobenzene		☐	☒	6	Grab	8260	3.18	6	0.000059	4.8	0.000031
19. 1,1 Dichloroethane (DCA)	75343	☒	☐	6	Grab	8260	3.18				
20. 1,2 Dichloroethane (DCA)	107062	☒	☐	6	Grab	8260	3.18				
21. 1,1 Dichloroethene (DCE)	75354	☐	☐	6	Grab	8260	3.18				
22. cis-1,2 Dichloroethene (DCE)	156592	☐	☒	6	Grab	8260	3.18	6100	0.06	5450	0.04
23. Methylene Chloride	75092	☒	☐	6	Grab	8260	12.72				
24. Tetrachloroethene (PCE)	127184	☒	☐	6	Grab	8260	3.18				
25. 1,1,1 Trichloro-ethane (TCA)	71556	☐	☒	6	Grab	8260	3.18	300	0.003	223	0.001
26. 1,1,2 Trichloro-ethane (TCA)	79005	☒	☐	6	Grab	8260	3.18				
27. Trichloroethene (TCE)	79016	☐	☒	6	Grab	8260	3.18	10,000	0.1	9117	0.06

Parameter *	CAS Number	Believed Absent	Believed Present	# of Samples	Sample Type (e.g., grab)	Analytical Method Used (method #)	Minimum Level (ML) of Test Method	Maximum daily value		Average daily value	
								concentration (ug/l)	mass (kg)	concentration (ug/l)	mass (kg)
28. Vinyl Chloride (Chloroethene)	75014	☒	☐	6	Grab	8260	3.18				
29. Acetone	67641	☒	☐	6	Grab	8260	200.3				
30. 1,4 Dioxane	123911	☒	☐	6	Grab	8260B SIM	3.18				
31. Total Phenols	108952	☐	☐	6	Grab	8270	3.18	80	0.0008	44.7	0.0003
32. Pentachlorophenol (PCP)	87865	☒	☐	6	Grab	8270	3.18				
33. Total Phthalates (Phthalate esters) [4]		☒	☐	6	Grab	8270	3.18				
34. Bis (2-Ethylhexyl) Phthalate [Di-(ethylhexyl) Phthalate]	117817	☒	☐	6	Grab	8270	3.18				
35. Total Group I Polycyclic Aromatic Hydrocarbons (PAH)		☐	☐								
a. Benzo(a) Anthracene	56553	☐	☐								
b. Benzo(a) Pyrene	50328	☐	☐								
c. Benzo(b)Fluoranthene	205992	☐	☐								
d. Benzo(k)Fluoranthene	207089	☐	☐								
e. Chrysene	21801	☐	☐								
f. Dibenzo(a,h)anthracene	53703	☐	☐								
g. Indeno(1,2,3-cd) Pyrene	193395	☐	☐								
36. Total Group II Polycyclic Aromatic Hydrocarbons (PAH)		☐	☐								

[4] The sum of individual phthalate compounds.

Parameter *	CAS Number	Believed Absent	Believed Present	# of Samples	Sample Type (e.g., grab)	Analytical Method Used (method #)	Minimum Level (ML) of Test Method	Maximum daily value		Average daily value	
								concentration (ug/l)	mass (kg)	concentration (ug/l)	mass (kg)
h. Acenaphthene	83329	☐	☐								
i. Acenaphthylene	208968	☐	☐								
j. Anthracene	120127	☐	☒	6	Grab	8270	0.318	0.1	0.00000098	0.1	0.00000065
k. Benzo(ghi) Perylene	191242	☐	☐								
l. Fluoranthene	206440	☐	☒	6	Grab	8270	0.318	0.1	0.00000098	0.1	0.00000065
m. Fluorene	86737	☐	☒	6	Grab	8270	0.318	0.5	0.0000049	0.5	0.000003
n. Naphthalene	91203	☐	☐								
o. Phenanthrene	85018	☐	☒	6	Grab	8270	0.318	0.6	0.0000059	0.48	0.0000032
p. Pyrene	129000	☐	☒	6	Grab	8270	0.318	0.1	0.00000098	0.1	0.00000065
37. Total Polychlorinated Biphenyls (PCBs)	85687; 84742; 117840; 84662; 131113; 117817.	☒	☐	1	Grab	8082	0.95				
38. Chloride	16887006	☐	☐								
39. Antimony	7440360	☐	☐								
40. Arsenic	7440382	☐	☐								
41. Cadmium	7440439	☐	☐								
42. Chromium III (trivalent)	16065831	☐	☐								
43. Chromium VI (hexavalent)	18540299	☐	☐								
44. Copper	7440508	☐	☐								
45. Lead	7439921	☐	☐								
46. Mercury	7439976	☐	☐								
47. Nickel	7440020	☐	☐								
48. Selenium	7782492	☐	☐								
49. Silver	7440224	☐	☐								
50. Zinc	7440666	☐	☐								
51. Iron	7439896	☐	☒	1	Grab	200.7	159	80,000	0.78	80,000	0.52
Other (describe):		☐	☐								

Parameter *	CAS Number	Believed Absent	Believed Present	# of Samples	Sample Type (e.g., grab)	Analytical Method Used (method #)	Minimum Level (ML) of Test Method	Maximum daily value		Average daily value	
								concentration (ug/l)	mass (kg)	concentration (ug/l)	mass (kg)
2-methylnapththalene	91-57-6	☐	☒	6	Grab	8270	0.318	2.3	0.000023	1.75	0.000012
benzyl alcohol	100-51-6	☐	☒	6	Grab	8270	19.08	5	0.000049	4.5	0.000029

Soil Enclosure

3C. **Contaminant information.**

a) Based on the sub-category selected (see Appendix III), indicate whether each listed chemical is **believed present** or **believed absent** in the potential discharge. Attach additional sheets as needed.

Parameter *	CAS Number	Believed Absent	Believed Present	# of Samples	Sample Type (e.g., grab)	Analytical Method Used (method #)	Minimum Level (ML) of Test Method	Maximum daily value		Average daily value	
								concentration (ug/l)	mass (kg)	concentration (ug/l)	mass (kg)
1. Total Suspended Solids (TSS)		☐	☐								
2. Total Residual Chlorine (TRC)		☐	☐								
3. Total Petroleum Hydrocarbons (TPH)		☐	☒	3	Grab	Mod EPA 8100	636	2200	0.0060	1380	0.0038
4. Cyanide (CN)	57125	☐	☐								
5. Benzene (B)	71432	☐	☐								
6. Toluene (T)	108883	☐	☐								
7. Ethylbenzene (E)	100414	☐	☐								
8. (m,p,o) Xylenes (X)	108883; 106423; 95476; 1330207	☐	☐								
9. Total BTEX [2]	n/a	☐	☒	3	Grab	8260	6.36	995	0.0027	510	0.0014
10. Ethylene Dibromide (EDB) (1,2-Dibromoethane) [3]	106934	☐	☐								
11. Methyl-tert-Butyl Ether (MtBE)	1634044	☐	☐								
12. tert-Butyl Alcohol (TBA) (Tertiary-Butanol)	75650	☐	☒	3	Grab	8260	200.3	220	0.00060	108.5	0.00030

***** Numbering system is provided to allow cross-referencing to Effluent Limits and Monitoring Requirements by Sub-Category included in Appendix III, as well as the Test Methods and Minimum Levels associated with each parameter provided in Appendix VI.

[2] BTEX = Sum of Benzene, Toluene, Ethylbenzene, total Xylenes.

[3] EDB is a groundwater contaminant at fuel spill and pesticide application sites in New England.

Parameter *	CAS Number	Believed Absent	Believed Present	# of Samples	Sample Type (e.g., grab)	Analytical Method Used (method #)	Minimum Level (ML) of Test Method	Maximum daily value		Average daily value	
								concentration (ug/l)	mass (kg)	concentration (ug/l)	mass (kg)
13. tert-Amyl Methyl Ether (TAME)	9940508	☐	☐								
14. Naphthalene	91203	☐	☒	3	Grab	8260	6.36	0.25	0.00000068	0.2	0.00000055
15. Carbon Tetrachloride	56235	☒	☐	3	Grab	8260	3.18				
16. 1,2 Dichlorobenzene (o-DCB)	95501	☐	☒	3	Grab	8260	3.18	2.7	0.0000074 +	1.5	0.000004 +
17. 1,3 Dichlorobenzene (m-DCB)	541731	☒	☐	3	Grab	8260	3.18				
18. 1,4 Dichlorobenzene (p-DCB)	106467	☒	☐	3	Grab	8260	3.18				
18a. Total dichlorobenzene		☐	☒	3	Grab	8260	3.18	2.7	0.0000074 +	1.5	0.000004 +
19. 1,1 Dichloroethane (DCA)	75343	☐	☒	3	Grab	8260	3.18	150	0.00041	78.3	0.00021
20. 1,2 Dichloroethane (DCA)	107062	☐	☒	3	Grab	8260	3.18	16	0.000044	8.0	0.000022 +
21. 1,1 Dichloroethene (DCE)	75354	☒	☐	3	Grab	8260	3.18				
22. cis-1,2 Dichloroethene (DCE)	156592	☐	☒	3	Grab	8260	3.18	11	0.000030	6.6	0.000018 +
23. Methylene Chloride	75092	☒	☐	3	Grab	8260	12.72				
24. Tetrachloroethene (PCE)	127184	☒	☐	3	Grab	8260	3.18				
25. 1,1,1 Trichloro-ethane (TCA)	71556	☒	☐	3	Grab	8260	3.18				
26. 1,1,2 Trichloro-ethane (TCA)	79005	☒	☐	3	Grab	8260	3.18				
27. Trichloroethene (TCE)	79016	☒	☐	3	Grab	8260	3.18				

Parameter *	CAS Number	Believed Absent	Believed Present	# of Samples	Sample Type (e.g., grab)	Analytical Method Used (method #)	Minimum Level (ML) of Test Method	Maximum daily value		Average daily value	
								concentration (ug/l)	mass (kg)	concentration (ug/l)	mass (kg)
28. Vinyl Chloride (Chloroethene)	75014	☐	☒	3	Grab	8260	3.18	91	0.00025	32.3	0.000088
29. Acetone	67641	☐	☒	3	Grab	8260	200.3	120	0.00033	62.8	0.00017
30. 1,4 Dioxane	123911	☐	☐								
31. Total Phenols	108952	☒	☐	3	Grab	8270	3.18				
32. Pentachlorophenol (PCP)	87865	☒	☐	3	Grab	8270	159				
33. Total Phthalates (Phthalate esters) [4]		☒	☐	3	Grab	8270	31.8				
34. Bis (2-Ethylhexyl) Phthalate [Di-(ethylhexyl) Phthalate]	117817	☐	☒	3	Grab	8270	31.8	48	0.00013	21.0	0.000057
35. Total Group I Polycyclic Aromatic Hydrocarbons (PAH)		☐	☐								
a. Benzo(a) Anthracene	56553	☐	☐								
b. Benzo(a) Pyrene	50328	☐	☐								
c. Benzo(b)Fluoranthene	205992	☐	☐								
d. Benzo(k)Fluoranthene	207089	☐	☐								
e. Chrysene	21801	☐	☐								
f. Dibenzo(a,h)anthracene	53703	☐	☐								
g. Indeno(1,2,3-cd) Pyrene	193395	☐	☐								
36. Total Group II Polycyclic Aromatic Hydrocarbons (PAH)		☐	☐								

[4] The sum of individual phthalate compounds.

Parameter *	CAS Number	Believed Absent	Believed Present	# of Samples	Sample Type (e.g., grab)	Analytical Method Used (method #)	Minimum Level (ML) of Test Method	Maximum daily value		Average daily value	
								concentration (ug/l)	mass (kg)	concentration (ug/l)	mass (kg)
h. Acenaphthene	83329	☐	☐								
i. Acenaphthylene	208968	☐	☐								
j. Anthracene	120127	☐	☐								
k. Benzo(ghi) Perylene	191242	☐	☐								
l. Fluoranthene	206440	☐	☐								
m. Fluorene	86737	☐	☐								
n. Naphthalene	91203	☐	☐								
o. Phenanthrene	85018	☐	☐								
p. Pyrene	129000	☐	☐								
37. Total Polychlorinated Biphenyls (PCBs)	85687; 84742; 117840; 84662; 131113; 117817.	☐	☐								
38. Chloride	16887006	☐	☐								
39. Antimony	7440360	☐	☐								
40. Arsenic	7440382	☐	☒	3	Grab			17	0.000046	10	0.000027
41. Cadmium	7440439	☐	☐								
42. Chromium III (trivalent)	16065831	☐	☐								
43. Chromium VI (hexavalent)	18540299	☐	☐								
44. Copper	7440508	☐	☐								
45. Lead	7439921	☐	☐								
46. Mercury	7439976	☐	☐								
47. Nickel	7440020	☐	☐								
48. Selenium	7782492	☐	☐								
49. Silver	7440224	☐	☐								
50. Zinc	7440666	☐	☐								
51. Iron	7439896	☐	☐								
Other (describe):		☐	☐								

Parameter *	CAS Number	Believed Absent	Believed Present	# of Samples	Sample Type (e.g., grab)	Analytical Method Used (method #)	Minimum Level (ML) of Test Method	Maximum daily value		Average daily value	
								concentration (ug/l)	mass (kg)	concentration (ug/l)	mass (kg)
See Attachment B.		☐	☐								
		☐	☐								

b) For discharges where **metals** are believed present, please fill out the following (attach results of any calculations):

Step 1: Do any of the metals in the influent exceed the effluent limits in Appendix III (i.e., the limits set at zero dilution)? Y_⊙_ N_○_	If yes, which metals? Arsenic
Step 2: For any metals which exceed the **Appendix III** limits, calculate the **dilution factor (DF)** using the formula in Part I.A.3.c (step 2) of the NOI instructions or as determined by the State prior to the submission of this NOI. What is the dilution factor for applicable metals? Metal: Arsenic DF: 0.9 Metal: DF: Metal: DF: Metal: DF: Etc.	Look up the limit calculated at the corresponding dilution factor in **Appendix IV.** Do any of the metals in the **influent** have the potential to exceed the corresponding **effluent** limits in Appendix IV (i.e., is the influent concentration above the limit set at the calculated dilution factor)? Y_⊙_ N_○_ If Y, list which metals: Fe Arsenic (Soil Enclosure)

4. Treatment system information. Please describe the treatment system using separate sheets as necessary, including:

a) A description of the treatment system, including a schematic of the proposed or existing treatment system:

See Attached cover letter and Figure 1 (Treatment System Schematic).

b) Identify each applicable treatment unit (check all that apply):	Frac. tank ☐	Air stripper ☒	Oil/water separator ☐	Equalization tanks ☒	Bag filter ☐	GAC filter ☒
	Chlorination ☐	De-chlorination ☐	Other (please describe):	pH adjustment		

c) Proposed **average** and **maximum flow rates** (gallons per minute) for the discharge and the **design flow rate**(s) (gallons per minute) of the treatment system:
Average flow rate of discharge 3.5 gpm Maximum flow rate of treatment system 15 gpm
Design flow rate of treatment system 10 gpm

d) A description of chemical additives being used or planned to be used (attach MSDS sheets):

See Attachment A.

5. Receiving surface water(s). Please provide information about the receiving water(s), using separate sheets as necessary:

a) Identify the discharge pathway:	Direct to receiving water ☒	Within facility (sewer) ☐	Storm drain ☐	Wetlands ☐	Other (describe):

b) Provide a narrative description of the discharge pathway, including the name(s) of the receiving waters:
Outfall 001 discharges to unnamed tributary of the Smith River.

c) Attach a detailed map(s) indicating the site location and location of the outfall to the receiving water: (See Figure 2)
1. For multiple discharges, number the discharges sequentially.
2. For indirect dischargers, indicate the location of the discharge to the indirect conveyance and the discharge to surface water
The map should also include the location and distance to the nearest sanitary sewer as well as the locus of nearby sensitive receptors (based on USGS topographical mapping), such as surface waters, drinking water supplies, and wetland areas.

d) Provide the state water quality classification of the receiving water Class B

e) Provide the reported or calculated seven day-ten year low flow (7Q10) of the receiving water 0.01 cfs
Please attach any calculation sheets used to support stream flow and dilution calculations.

f) Is the receiving water a listed 303(d) water quality impaired or limited water? Y ◉ N ○ If yes, for which pollutant(s)?

Is there a final TMDL? Y ○ N ◉ If yes, for which pollutant(s)?

6. ESA and NHPA Eligibility.
Please provide the following information according to requirements of Permit Parts I.A.4 and I.A.5 Appendices II and VII.

a) Using the instructions in Appendix VII and information on Appendix II, under which criterion listed in Part I.C are you eligible for coverage under this general permit?
A ___ B ___ C ___ D ___ E ___ F ___
b) If you selected Criterion D or F, has consultation with the federal services been completed? Y___ N___ Underway___

c) If consultation with U.S. Fish and Wildlife Service and/or NOAA Fisheries Service was completed, was a written concurrence finding that the discharge is "not likely to adversely affect" listed species or critical habitat received? Y___ N___

d) Attach documentation of ESA eligibility as described in the NOI instructions and required by Appendix VII, Part I.C, Step 4.

e) Using the instructions in Appendix VII, under which criterion listed in Part II.C are you eligible for coverage under this general permit?
1 ___ 2 ___ 3 ___
f) If Criterion 3 was selected, attach all written correspondence with the State or Tribal historic preservation officers, including any terms and conditions that outline measures the applicant must follow to mitigate or prevent adverse effects due to activities regulated by the RGP.

7. Supplemental information.

Please provide any supplemental information. Attach any analytical data used to support the application. Attach any certification(s) required by the general permit.

See Attached Cover Letter.

8. Signature Requirements: The Notice of Intent must be signed by the operator in accordance with the signatory requirements of 40 CFR Section 122.22, including the following certification:

I certify under penalty of law that this document and all attachments were prepared under my direction or supervision in accordance with a system designed to assure that qualified personnel properly gather and evaluate the information submitted. Based on my inquiry of the person or persons who manage the system, or those persons directly responsible for gathering the information, I certify that the information submitted is, to the best of my knowledge and belief, true, accurate, and complete. I certify that I am aware that there are significant penalties for submitting false information, including the possibility of fine and imprisonment for knowing violations.

Facility Site Name:	Freudenberg-NOK Bristol General Partnership
Operator signature:	Jeffry J Mansfield
Printed Name &Title:	Jeffry J. Mansfield Corporate HSE
Date:	12-8-10

ATTACHMENT A

NOTICE OF INTENT
REMEDIATION GENERAL PERMIT

Freudenberg NOK General Partnership

ITEM 2a.
Volatile organic compound (VOC) wastes, primarily trichloroethylene (TCE) and toluene were historically placed in the west-central portion of the site in buried containers. Following the source removal activities, FNGP constructed and currently operates a Management of Migration (MOM) groundwater remedial system at the site, to address residual saturated zone VOC contamination. The groundwater remedial system discharges to an unnamed tributary of the Smith River.

ITEM 4d.
The treatment system has the ability to monitor and automatically adjust pH to maintain the system discharge within the RGP Effluent Limitation. Sodium hydroxide (0.1Normal) is used as necessary to maintain pH within this range. The Material Safety Data Sheet is attached.

ATTACHMENT B

RESPONSE TO NOTICE OF INTENT
REMEDIATION GENERAL PERMIT

3a. Other Contaminant Information

Freudenberg-NOK General Partnership

Soil Enclosure

Parameter	CAS Number	Believed Absent	Believed Present	# of Samples	Sample Type	Analytical Method	Minimum Level (ML) of Test Method	Maximum daily value		Average daily value	
								Concentration (ug/L)	Mass (kg)	Concentration (ug/L)	Mass (kg)
Chloroethane	75-00-3		x	3	grab	8260	3.18	31	8.45E-05	21.7	5.91E-05
Trans 1,2-Dichloroethane	156-60-5		x	3	grab	8260	3.18	4.1	1.12E-05	1.7	4.63E-06
2-Butanone (MEK)	78-93-3		x	3	grab	8260	200.34	150	4.09E-04	77.8	2.12E-04
Tetrahydrofuran (THF)	109-99-9		x	3	grab	8260	31.8	730	1.99E-03	397	1.08E-03
4-Methyl-2-Pentanone (MIBK)	108-10-1		x	3	grab	8260	200.34	680	1.85E-03	248.2	6.76E-04
Chlorobenzene	108-90-7		x	3	grab	8260	3.18	2.9	7.90E-06	1.6	4.36E-06
Isopropylbenzene	98-82-8		x	3	grab	8260	3.18	1.5	4.09E-06	1.1	3.00E-06
1,3,5-Trimethylbenzene	108-67-8		x	3	grab	8260	3.18	1	2.73E-06	0.9	2.45E-06
1,2,4-Trimethylbenzene	95-63-6		x	3	grab	8260	7.95	2	5.45E-06	1.6	4.36E-06
3&4 Methylphenol			x	3	grab	8270	31.8	32	8.72E-05	14	3.82E-05
Dibenzofuran	132-64-9		x	3	grab	8270	6.36	0.63	1.72E-06	0.3	8.18E-07
2-Methylnaphthalene	91-57-6		x	3	grab	8270	6.36	0.2	5.45E-07	0.1	2.73E-07
Barium (Ba)	7440-39-3		x	3	grab	6010B	0.0159	180	4.91E-04	150	4.09E-04
Chromium (Cr) (Total)			x	3	grab	6010B	0.0159	9.8	2.67E-05	6	1.64E-05

Combined Influent

Parameter	CAS Number	Believed Absent	Believed Present	# of Samples	Sample Type	Analytical Method	Minimum Level (ML) of Test Method	Maximum daily value		Average daily value	
								Concentration (ug/L)	Mass (kg)	Concentration (ug/L)	Mass (kg)
1,2,4-Trimethylbenzene	95-63-6		x	6	grab	8260	7.95	1.0	2.51E-05	0.60	1.08E-05
2-Methylnaphthalene	91-57-6		x	6	grab	8270	6.36	1.4	3.51E-05	0.52	9.29E-06
Benzly alcohol	100-51-6		x	6	grab	8270	19.08	15	3.76E-04	5.2	9.29E-05

ENDANGERED SPECIES ACT AND HISTORIC PRESERVATION ACT ELIGIBILITY

United States Department of the Interior

FISH AND WILDLIFE SERVICE
New England Field Office
70 Commercial Street, Suite 300
Concord, New Hampshire 03301-5087
http://www.fws.gov/northeast/newenglandfieldoffice

RECEIVED
NOV 2 4 2010

November 22, 2010

Reference:	Project	Location
	NPDES remediation general permit	Bristol, NH

Mr. Paul Pepler
GZA GeoEnvironmental, Inc.
380 Harvey Road
Manchester, NH 03103-3347

Dear Mr. Pepler:

This responds to your recent correspondence requesting information on the presence of federally-listed and/or proposed endangered or threatened species in relation to the proposed activity(ies) referenced above.

Based on information currently available to us, no federally-listed or proposed, threatened or endangered species or critical habitat under the jurisdiction of the U.S. Fish and Wildlife Service are known to occur in the project area(s). Preparation of a Biological Assessment or further consultation with us under section 7 of the Endangered Species Act is not required.

This concludes our review of listed species and critical habitat in the project location(s) and environs referenced above. No further Endangered Species Act coordination of this type is necessary for a period of one year from the date of this letter, unless additional information on listed or proposed species becomes available.

In order to curtail the need to contact this office in the future for updated lists of federally-listed or proposed threatened or endangered species and critical habitats, please visit the Endangered Species Consultation page on the New England Field Office's website:

www.fws.gov/newengland/endangeredspec-consultation.htm

In addition, there is a link to procedures that may allow you to conclude if habitat for a listed species is present in the project area. If no habitat exists, then no federally-listed species are present in the project area and there is no need to contact us for further consultation. If the above conclusion cannot be reached, further consultation with this office is advised. Information describing the nature

and location of the proposed activity that should be provided to us for further informal consultation can be found at the above-referenced site.

Thank you for your coordination. Please contact Mr. Anthony Tur of this office at 603-223-2541 if we can be of further assistance.

Sincerely yours,

Thomas R. Chapman
Supervisor
New England Field Office

Please mail the completed form and required material to:

New Hampshire Division of Historical Resources
State Historic Preservation Office
Attention: Review & Compliance
19 Pillsbury Street, Concord, NH 03301-3570

RECEIVED
NOV 19 2010

DHR Use Only	
R&C #	2525
Log In Date	11 / 5 / 10
Response Date	___ / ___ / ___
Sent Date	___ / ___ / ___

Request for Project Review by the New Hampshire Division of Historical Resources

☐ This Project is funded by the **American Recovery and Reinvestment Act of 2009**

☒ This is a new submittal ☐ This is additional information relating to DHR Review #:

GENERAL PROJECT INFORMATION

Project Title Freudenberg-NOK Remediation General Permit

Project Location 450 Pleasant Street, Bristol, New Hampshire

Tax Map & Lot # 225-002

NH State Plane - Feet Geographic Coordinates: Easting 961674 Northing 395756 WGS84 datum
(see RPR Manual and R&C FAQ's for help accessing this data)

Lead Federal Agency USEPA
(Agency providing funds, licenses, or permits)
Permit or Job Reference # NHG910006

State Agency and Contact (if applicable)
Permit or Job Reference #

APPLICANT INFORMATION

Applicant Name Freudenberg-NOK General Partnership

Street Address 450 Pleasant Street Phone Number 603-744-1921

City Bristol State NH Zip 3222 Email j2m@fngp.com

CONTACT PERSON TO RECEIVE RESPONSE

Name/Company Paul Pepler, GZA GeoEnvironmental, Inc.

Street Address 380 Harvey Road Phone Number (603) 232-8717

City Manchester State NH Zip 03103 Email paul.pepler@gza.com

Please refer to the Request for Project Review manual for direction on completing this form. Submit one copy of this project review form for each project for which review is requested. ✓Include a self-addressed stamped envelope to expedite review response. Project submissions will not be accepted via facsimile or e-mail. This form is required. Review request form must be complete for review to begin. Incomplete forms will be sent back to the applicant without comment. Please be aware that this form may only initiate consultation. For some projects, the Division of Historical Resources (DHR) may require additional information to complete our review. All items and supporting documentation submitted with a review request, including photographs and publications, must be retained by the DHR as part of its review records. Items to be kept confidential should be clearly identified. For questions regarding the DHR review process, please visit our website at: http://www.nh.gov/nhdhr/review or contact the R&C Specialist at 603.271.3558.

Thank You

PROJECT BOUNDARIES AND DESCRIPTION

PROJECTS CANNOT BE PROCESSED WITHOUT THIS INFORMATION

REQUIRED

☒ Attach the relevant portion of a 7.5' USGS Map (photocopied or computer-generated) ***indicating the defined project boundary.***

☒ Attach a detailed written description of the proposed project. Include: (1) a narrative description of the proposed project; (2) site plan; (3) photos and description of the proposed work if the project involves rehabilitation, demolition, additions, or alterations to existing buildings or structures; and (4) a photocopy of the relevant portion of a soils map (if accessible) for ground-disturbing projects.

Architecture

Are there any buildings or structures within the project area? ☒ Yes ☐ No

If yes, submit all of the following information:

Approximate age(s): 47

☒ Photographs of ***each*** building located within the project area along with a photo key. Include streetscape images if applicable. (Digital photographs are accepted. All photographs must be clear, crisp and focused)

☒ DHR file review conducted on 10/04/2010 Provide file review results in project narrative.

Please note that as part of the review process, the DHR may request an architectural survey or other additional information.

Archaeology

Does the proposed undertaking involve ground-disturbing activity? ☐ Yes ☒ No

If yes, submit all of the following information:

☐ Project specific map and/or preliminary site plan that fully describes the project boundaries and areas of proposed excavation.

☐ Description of current and previous land use and disturbances.

☐ Any available information concerning known or suspected archaeological resources within the project area.

Please note that as part of the review process, the DHR may request an archaeological survey or other additional information.

DHR COMMENT *This Space for Division of Historical Resources Use Only*

☐ No Potential to cause Effects ☐ Additional information is needed in order to complete our review

☐ No Adverse Effect ☑ No Historic Properties Affected ☐ Adverse Effect

Comments:

If plans change or resources are discovered in the course of this project, you must contact the Division of Historical Resources as required by federal law and regulation.

Authorized Signature: Linda Ray Wilson DSHPO Date: 11/17/2010

MATERIAL SAFTEY DATA SHEET

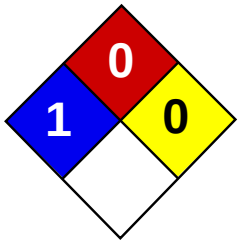

Health	2
Fire	0
Reactivity	0
Personal Protection	

Material Safety Data Sheet
Sodium Hydroxide, 0.1N MSDS

Section 1: Chemical Product and Company Identification

Product Name: Sodium Hydroxide, 0.1N

Catalog Codes: SLS1990

CAS#: Mixture.

RTECS: Not applicable.

TSCA: TSCA 8(b) inventory: Water; Sodium hydroxide

CI#: Not applicable.

Synonym: Sodium Hydroxide, 0.1N

Chemical Name: Not applicable.

Chemical Formula: Not applicable.

Contact Information:

Sciencelab.com, Inc.
14025 Smith Rd.
Houston, Texas 77396

US Sales: **1-800-901-7247**
International Sales: **1-281-441-4400**

Order Online: ScienceLab.com

CHEMTREC (24HR Emergency Telephone), call: 1-800-424-9300

International CHEMTREC, call: 1-703-527-3887

For non-emergency assistance, call: 1-281-441-4400

Section 2: Composition and Information on Ingredients

Composition:

Name	CAS #	% by Weight
Water	7732-18-5	99.6
Sodium hydroxide	1310-73-2	0.4

Toxicological Data on Ingredients:

Section 3: Hazards Identification

Potential Acute Health Effects:
Hazardous in case of skin contact (irritant), of eye contact (irritant), of ingestion, . Slightly hazardous in case of skin contact (corrosive, permeator), of eye contact (corrosive), of inhalation (lung sensitizer). Non-corrosive for lungs. Liquid or spray mist may produce tissue damage particularly on mucous membranes of eyes, mouth and respiratory tract. Skin contact may produce burns. Inhalation of the spray mist may produce severe irritation of respiratory tract, characterized by coughing, choking, or shortness of breath.

Potential Chronic Health Effects:
CARCINOGENIC EFFECTS: Not available. MUTAGENIC EFFECTS: Mutagenic for mammalian somatic cells. [Sodium hydroxide]. TERATOGENIC EFFECTS: Not available. DEVELOPMENTAL TOXICITY: Not available. The substance may be toxic to mucous membranes, upper respiratory tract, skin, eyes. Repeated or prolonged exposure to the substance can produce target organs damage. Repeated or prolonged contact with spray mist may produce chronic eye irritation and severe skin irritation. Repeated or prolonged exposure to spray mist may produce respiratory tract irritation leading to frequent attacks of bronchial infection.

Section 4: First Aid Measures

Eye Contact:
Check for and remove any contact lenses. Immediately flush eyes with running water for at least 15 minutes, keeping eyelids open. Cold water may be used. Get medical attention immediately. Finish by rinsing thoroughly with running water to avoid a possible infection.

Skin Contact:
In case of contact, immediately flush skin with plenty of water for at least 15 minutes while removing contaminated clothing and shoes. Cover the irritated skin with an emollient. Cold water may be used.Wash clothing before reuse. Thoroughly clean shoes before reuse. Get medical attention immediately.

Serious Skin Contact:
Wash with a disinfectant soap and cover the contaminated skin with an anti-bacterial cream. Seek immediate medical attention.

Inhalation:
If inhaled, remove to fresh air. If not breathing, give artificial respiration. If breathing is difficult, give oxygen. Get medical attention immediately.

Serious Inhalation:
Evacuate the victim to a safe area as soon as possible. Loosen tight clothing such as a collar, tie, belt or waistband. If breathing is difficult, administer oxygen. If the victim is not breathing, perform mouth-to-mouth resuscitation. Seek medical attention.

Ingestion:
If swallowed, do not induce vomiting unless directed to do so by medical personnel. Never give anything by mouth to an unconscious person. Loosen tight clothing such as a collar, tie, belt or waistband. Get medical attention immediately.

Serious Ingestion: Not available.

Section 5: Fire and Explosion Data

Flammability of the Product: Non-flammable.

Auto-Ignition Temperature: Not applicable.

Flash Points: Not applicable.

Flammable Limits: Not applicable.

Products of Combustion: Not available.

Fire Hazards in Presence of Various Substances: metals

Explosion Hazards in Presence of Various Substances:
Slightly explosive in presence of metals. Non-explosive in presence of open flames and sparks, of shocks.

Fire Fighting Media and Instructions: Not applicable.

Special Remarks on Fire Hazards:
sodium hydroxide + zinc metal dust causes ignition of the latter. Under proper conditions of temperature, pressure and state of division, it can ignite or react violently with acetaldehyde, ally alcohol, allyl chloride, benzene-1,4-diol, chlorine trifluoride, 1,2 dichlorethylene, nitroethane, nitromethane, nitroparaffins, nitropropane, cinnamaldehyde, 2,2-dichloro-3,3-dimethylbutane. Sodium hydroxide in contact with water may generate enough heat to ignite adjacent combustible materials. Phosphorous boiled with NaOH yields mixed phosphines which may ignite spontanously in air. sodium hydroxide and cinnamaldehyde + heat may cause ignition. Reaction with certain metals releases flammable and explosive hydrogen gas. (sodium hydroxide)

Special Remarks on Explosion Hazards:
Sodium hydroxide reacts to form explosive products with ammonia + silver nitrate. Benzene extract of allyl benzenesulfonate prepared from allyl alcohol, and benzene sulfonyl chloride in presence of aquesous sodium hydroxide, under vacuum distillation, residue darkened and exploded. Sodium Hydroxde + impure tetrahydrofuran, which can contain peroxides, can cause serious explosions. Dry mixtures of sodium hydroxide and sodium tetrahydroborate liberate hydrogen explosively at

230-270 deg. C. Sodium Hydroxide reacts with sodium salt of trichlorophenol + methyl alcohol + trichlorobenzene + heat to cause an explosion. (Sodium hydroxide)

Section 6: Accidental Release Measures

Small Spill:
Dilute with water and mop up, or absorb with an inert dry material and place in an appropriate waste disposal container. If necessary: Neutralize the residue with a dilute solution of acetic acid.

Large Spill:
Corrosive liquid. Stop leak if without risk. Absorb with DRY earth, sand or other non-combustible material. Do not get water inside container. Do not touch spilled material. Use water spray curtain to divert vapor drift. Prevent entry into sewers, basements or confined areas; dike if needed. Call for assistance on disposal. Neutralize the residue with a dilute solution of acetic acid. Be careful that the product is not present at a concentration level above TLV. Check TLV on the MSDS and with local authorities.

Section 7: Handling and Storage

Precautions:
Keep locked up.. Keep container dry. Do not ingest. Do not breathe gas/fumes/ vapor/spray. In case of insufficient ventilation, wear suitable respiratory equipment. If ingested, seek medical advice immediately and show the container or the label. Avoid contact with skin and eyes. Do not mix with acids.

Storage: Keep container tightly closed. Keep container in a cool, well-ventilated area. Do not store above 25°C (77°F).

Section 8: Exposure Controls/Personal Protection

Engineering Controls:
Provide exhaust ventilation or other engineering controls to keep the airborne concentrations of vapors below their respective threshold limit value.

Personal Protection:
Face shield. Full suit. Vapor respirator. Be sure to use an approved/certified respirator or equivalent. Gloves. Boots.

Personal Protection in Case of a Large Spill:
Splash goggles. Full suit. Vapor respirator. Boots. Gloves. A self contained breathing apparatus should be used to avoid inhalation of the product. Suggested protective clothing might not be sufficient; consult a specialist BEFORE handling this product.

Exposure Limits:
Sodium hydroxide STEL: 2 (mg/m3) from ACGIH (TLV) [United States] TWA: 2 CEIL: 2 (mg/m3) from OSHA (PEL) [United States] CEIL: 2 (mg/m3) from NIOSHConsult local authorities for acceptable exposure limits.

Section 9: Physical and Chemical Properties

Physical state and appearance: Liquid.

Odor: Not available.

Taste: Not available.

Molecular Weight: Not applicable.

Color: Clear Colorless.

pH (1% soln/water): basic

Boiling Point: The lowest known value is 100°C (212°F) (Water).

Melting Point: Not available.

Critical Temperature: Not available.

Specific Gravity: The only known value is 1 (Water = 1) (Water).

Vapor Pressure: The highest known value is 2.3 kPa (@ 20°C) (Water).

Vapor Density: The highest known value is 0.62 (Air = 1) (Water).

Volatility: Not available.

Odor Threshold: Not available.

Water/Oil Dist. Coeff.: Not available.

Ionicity (in Water): Not available.

Dispersion Properties: See solubility in water.

Solubility: Easily soluble in cold water, hot water.

Section 10: Stability and Reactivity Data

Stability: The product is stable.

Instability Temperature: Not available.

Conditions of Instability: Incompatible materials

Incompatibility with various substances: Slightly reactive to reactive with metals, acids.

Corrosivity: Non-corrosive in presence of glass.

Special Remarks on Reactivity:
Hygroscopic. Much heat is evolved when solid material is dissolved in water. Therefore cold water and caution must be used for this process. Generates considerable heat when a sodium hydroxide solution is mixed with an acid Sodium hydroxide solution and octanol + diborane during a work-up of a reaction mixture of oxime and diborane in tetrahyrofuran is very exothermic, a mild explosion being noted on one occassion. Reactive with water, acids (mineral, non-oxidizing, e.g. hydrochloric, hydrofluoric acid, muriatic acid, phosphoric), acids (mineral, oxidizing e.g. chromic acid, hypochlorous acid, nitric acid, sulfuric acid), acids (organic e.g. acetic acid, benzoic acid, formic acid, methanoic acid, oxalic acid), aldehydes (e.g. acetaldehyde, acrolein, chloral hydrate, foraldehyde), carbamates (e.g. carbanolate, carbofuran), esters (e.g. butyl acetate, ethyl acetate, propyl formate), halogenated organics (dibromoethane, hexachlorobenzene, methyl chloride, trichloroethylene), isocyanates (e.g. methyl isocyanate), ketones (acetone, acetophenone, MEK, MIBK), acid chlorides, strong bases, strong oxidizing agents, strong reducing agents, flammable liquids, powdered metals and metals (i.e aluminum, tin, zinc, hafnium, raney nickel), metals (alkali and alkaline e.g. cesium, potassium, sodium), metal compounds (toxic e.g. berylium, lead acetate, nickel carbonyl, tetraethyl lead), mitrides (e.g. potassium nitride, sodium nitride), nitriles (e.g. acetonitrile, methyl cyanide), nitro compounds (organic e.g. nitrobenzene, nitromethane), acetic anhydride, hydroquinone, chlorohydrin, chlorosulfonic acid, ethylene cyanohydrin, glyoxal, hydrosulfuric acid, oleum, propiolactone, acylonitrile, phorosous pentoxide, chloroethanol, chloroform-methanol, tetrahydroborate, cyanogen azide, 1,2,4,5 tetrachlorobenzene, cinnamaldehyde. Reacts with formaldehyde hydroxide to yield formic acid, and hydrogen. (Sodium hydroxide)

Special Remarks on Corrosivity: Very caustic to aluminum and other metals in presence of moisture. (Sodium hydroxide)

Polymerization: Will not occur.

Section 11: Toxicological Information

Routes of Entry: Absorbed through skin. Eye contact.

Toxicity to Animals:
LD50: Not available. LC50: Not available.

Chronic Effects on Humans:

MUTAGENIC EFFECTS: Mutagenic for mammalian somatic cells. [Sodium hydroxide]. Contains material which may cause damage to the following organs: mucous membranes, upper respiratory tract, skin, eyes.

Other Toxic Effects on Humans:
Hazardous in case of skin contact (irritant), of ingestion, of inhalation (lung irritant). Slightly hazardous in case of skin contact (corrosive, permeator), of eye contact (corrosive), of inhalation (lung sensitizer, lung corrosive).

Special Remarks on Toxicity to Animals: Not available.

Special Remarks on Chronic Effects on Humans: May affect genetic material. Investigation as a mutagen (cytogenetic analysis) (Sodium hydroxide)

Special Remarks on other Toxic Effects on Humans:
Acute Potential Health Effects: Skin: Causes skin irritation with possible mild burns. Eyes: Causes eye irritation with possible mild burns. Inhalation: May cause irritation of the respiratory tract and mucous membranes. Ingestion: May cause gastrointestinal tract irritation with nausea, vomiting, diarrhea, and possible mild burns of the mouth, throat and stomach. Chronic Potential Health Effects: Skin: Prolonged contact can dehydrate and remove oils from skin.

Section 12: Ecological Information

Ecotoxicity: Not available.

BOD5 and COD: Not available.

Products of Biodegradation:
Possibly hazardous short term degradation products are not likely. However, long term degradation products may arise.

Toxicity of the Products of Biodegradation: The products of degradation are less toxic than the product itself.

Special Remarks on the Products of Biodegradation: Not available.

Section 13: Disposal Considerations

Waste Disposal:
Waste must be disposed of in accordance with federal, state and local environmental control regulations.

Section 14: Transport Information

DOT Classification: Not a DOT controlled material (United States).

Identification: Not Applicable

Special Provisions for Transport: Not available.

Section 15: Other Regulatory Information

Federal and State Regulations:
Illinois toxic substances disclosure to employee act: Sodium hydroxide Illinois chemical safety act: Sodium hydroxide New York release reporting list: Sodium hydroxide Rhode Island RTK hazardous substances: Sodium hydroxide Pennsylvania RTK: Sodium hydroxide Minnesota: Sodium hydroxide Massachusetts RTK: Sodium hydroxide New Jersey: Sodium hydroxide Louisiana spill reporting: Sodium hydroxide TSCA 8(b) inventory: Water; Sodium hydroxide CERCLA: Hazardous substances.: Sodium hydroxide: 1000 lbs. (453.6 kg);

Other Regulations: OSHA: Hazardous by definition of Hazard Communication Standard (29 CFR 1910.1200).

Other Classifications:

WHMIS (Canada): CLASS E: Corrosive liquid.

DSCL (EEC):
R36/37/38- Irritating to eyes, respiratory system and skin. S24/25- Avoid contact with skin and eyes. S36/37/39- Wear suitable protective clothing, gloves and eye/face protection.

HMIS (U.S.A.):

Health Hazard: 2

Fire Hazard: 0

Reactivity: 0

Personal Protection:

National Fire Protection Association (U.S.A.):

Health: 1

Flammability: 0

Reactivity: 0

Specific hazard:

Protective Equipment:
Gloves. Full suit. Vapor respirator. Be sure to use an approved/certified respirator or equivalent. Wear appropriate respirator when ventilation is inadequate. Face shield.

Section 16: Other Information

References: Not available.

Other Special Considerations: Not available.

Created: 10/10/2005 12:03 PM

Last Updated: 11/06/2008 12:00 PM

The information above is believed to be accurate and represents the best information currently available to us. However, we make no warranty of merchantability or any other warranty, express or implied, with respect to such information, and we assume no liability resulting from its use. Users should make their own investigations to determine the suitability of the information for their particular purposes. In no event shall ScienceLab.com be liable for any claims, losses, or damages of any third party or for lost profits or any special, indirect, incidental, consequential or exemplary damages, howsoever arising, even if ScienceLab.com has been advised of the possibility of such damages.

ANALYTICAL LABORATORY REPORTS

PRELIMINARY ANALYTICAL RESULTS ATTACHED

The attached .pdf file contains results that have not been subjected to a final QA/QC review. If you have any questions, please contact us.

New Service Announcements

- EAI now performs **Haloacetic acids five (HAA5s)** for EPA Disinfection Byproducts Rule
- EAI now performs Method 504.1 for **EDB & DBCP**
- EAI now performs **Persulfate** analysis
- **Attention Water System Operators:** Per NHDES notification, the required IOC parameter list has been updated effective June 9th, 2010. Effective Q3 July 1st, 2010, EAI's IOC parameter list for routine IOC chemical monitoring has been updated to agree with the current NHDES list. There is a reduction in IOC Package price. Please contact Michael Serard or Scott Kelley for additional details.

Reminders...

- Special *municipal* discounts and *water* system prices are available at EAI.
- EAI has **Brownfields** & QAPP experience!
- **EPH & VPH** analyses available
- **PCB** services for water, soil, concrete and caulk
- Extensive experience with river discharge studies & WW characterization evaluations.
- EAIFS offers **Direct Push Geoprobe® Services**: Soil vapor survey, Groundwater mini-well installation and sampling, Soil core sampling, ChemOx injections and Well decommissioning.

For more information about any of these topics or EAI services, please contact Scott Kelley.

Upcoming Events

- **September 14, 2010** - GSRWA 5th Annual Operator Field Day & Trade Show, Mt. Sunapee Resort in Newbury, NH
- **October 7, 2010** - 4th Annual Joint Engineering Societies Conference, Executive Court Banquet Facility at the Yard in Manchester, NH
- **October 18-21, 2010** - The Annual Conference on Soils, Sediments, Water and Energy, University of Massachusetts in Amherst, MA
- **October 20, 2010** - NH Water Works Assoc. Drinking Water Expo & Trade Show, Grappone Conference Center in Concord, NH
- **November 4, 2010** - GMWEA Fall Conference and Trade Show, Sheraton Hotel Burlington, VT
- **November 17, 2010** – BIA/NHDES Consultants Day, Grappone Center Concord, NH
- **November 18-19, 2010** - NH LGC Annual Conference, Radisson in Manchester, NH

Paperless Reporting

EAI is proposing paperless in 2010. If you are interested in receiving your reports by PDF electronically only and no longer receiving fax and hard copy reports, please contact Pam Gagnon in the front office to update your account. We appreciate your assistance and feedback throughout this process. EAI has multiple electronic report formats available.

eastern analytical, inc.
professional laboratory services

ACCREDITED IN ACCORDANCE WITH nelac

Jeff Mansfield
Freudenberg NOK (Bristol)
P.O. Box 2001
Bristol , NH 03222-2001

Subject: Laboratory Report

Eastern Analytical, Inc. ID: 93378
Client Identification: Monthly Sample
Date Received: 10/6/2010

Dear Mr. Mansfield :

Enclosed please find the laboratory report for the above identified project. All analyses were performed in accordance with our QA/QC Program. Unless otherwise stated, holding times, preservation techniques, container types, and sample conditions adhered to EPA Protocol. Samples which were collected by Eastern Analytical, Inc. (EAI) were collected in accordance with approved EPA procedures. Eastern Analytical, Inc. certifies that the enclosed test results meet all requirements of NELAP and other applicable state certifications. Please refer to our website at www.eailabs.com for a copy of our NELAP certificate and accredited parameters.

The following standard abbreviations and conventions apply to all EAI reports:

Solid samples are reported on a dry weight basis, unless otherwise noted
< : "less than" followed by the reporting limit
> : "greater than" followed by the reporting limit
%R : % Recovery

Eastern Analytical Inc. maintains certification in the following states: Connecticut (PH-0492), Maine (NH005), Massachusetts (M-NH005), New Hampshire/NELAP (1012), Rhode Island (269) and Vermont (VT1012).

The following information is contained within this report: Sample Conditions summary, Analytical Results/Data, Quality Control data (if requested) and copies of the Chain of Custody. This report may not be reproduced except in full, without the the written approval of the laboratory.

If you have any questions regarding the results contained within, please feel free to directly contact me or the chemist(s) who performed the testing in question. Unless otherwise requested, we will dispose of the sample(s) 30 days from the sample receipt date.

We appreciate this opportunity to be of service and look forward to your continued patronage.

Sincerely,

Lorraine Olashaw, Lab Director | 10.25.10 Date | 7 # of pages (excluding cover letter)

SAMPLE CONDITIONS PAGE

Eastern Analytical, Inc. ID#: 93378

Client: **Freudenberg NOK (Bristol)** Client Designation: **Monthly Sample**

Temperature upon receipt (°C): 3.6 **Received on ice or cold packs (Yes/No): Y**

Lab ID	Sample ID	Date Received	Date Sampled	Sample Matrix	% Dry Weight	Exceptions/Comments (other than thermal preservation)
93378.01	RW-1	10/6/10	10/6/10	aqueous		Adheres to Sample Acceptance Policy
93378.02	Before Filter / Influent	10/6/10	10/6/10	aqueous		Adheres to Sample Acceptance Policy
93378.03	After Filter / Effluent	10/6/10	10/6/10	aqueous		Adheres to Sample Acceptance Policy

Samples were properly preserved and the pH measured when applicable unless otherwise noted. Analysis of solids for pH, Flashpoint, Ignitibility, Paint Filter, Corrosivity, Conductivity and Specific Gravity are reported on an "as received" basis.

All results contained in this report relate only to the above listed samples.

References include:
1) EPA 600/4-79-020, 1983
2) Standard Methods for Examination of Water and Wastewater : Inorganics, 19th Edition, 1995; Microbiology, 20th Edition, 1998
3) Test Methods for Evaluating Solid Waste SW 846 3rd Edition including updates IVA and IVB
4) Hach Water Analysis Handbook, 2nd edition, 1992

LABORATORY REPORT

Eastern Analytical, Inc. ID#: 93378

Client: **Freudenberg NOK (Bristol)** Client Designation: **Monthly Sample**

Sample ID:	RW-1	Before Filter / Influent	After Filter / Effluent
Lab Sample ID:	93378.01	93378.02	93378.03
Matrix:	aqueous	aqueous	aqueous
Date Sampled:	10/6/10	10/6/10	10/6/10
Date Received:	10/6/10	10/6/10	10/6/10
Units:	ug/l	ug/l	ug/l
Date of Analysis:	10/8/10	10/8/10	10/7/10
Analyst:	KJP	KJP	KJP
Method:	8260B	8260B	8260B
Dilution Factor:	50	1	1
Dichlorodifluoromethane	< 300	< 5	< 5
Chloromethane	< 100	< 2	< 2
Vinyl chloride	< 100	< 2	< 2
Bromomethane	< 100	< 2	< 2
Chloroethane	< 300	< 5	< 5
Trichlorofluoromethane	< 300	< 5	< 5
Diethyl Ether	< 300	< 5	< 5
Acetone	< 500	**10**	< 10
1,1-Dichloroethene	< 50	< 1	< 1
tert-Butyl Alcohol (TBA)	< 2000	< 30	< 30
Methylene chloride	< 300	< 5	< 5
Carbon disulfide	< 100	< 5	< 5
Methyl-t-butyl ether(MTBE)	< 50	< 5	< 5
Ethyl-t-butyl ether(ETBE)	< 300	< 5	< 5
Isopropyl ether(DIPE)	< 300	< 5	< 5
tert-amyl methyl ether(TAME)	< 300	< 5	< 5
trans-1,2-Dichloroethene	< 50	< 2	< 2
1,1-Dichloroethane	< 50	< 2	< 2
2,2-Dichloropropane	< 50	< 2	< 2
cis-1,2-Dichloroethene	**6100**	**90**	< 2
2-Butanone(MEK)	< 500	< 10	< 10
Bromochloromethane	< 50	< 2	< 2
Tetrahydrofuran(THF)	< 500	< 10	< 10
Chloroform	< 50	< 2	< 2
1,1,1-Trichloroethane	**240**	**4**	< 2
Carbon tetrachloride	< 50	< 2	< 2
1,1-Dichloropropene	< 50	< 2	< 2
Benzene	< 50	< 1	< 1
1,2-Dichloroethane	< 50	< 2	< 2
Trichloroethene	**8700**	**81**	< 2
1,2-Dichloropropane	< 50	< 2	< 2
Dibromomethane	< 50	< 2	< 2
Bromodichloromethane	< 30	< 0.5	< 0.5
4-Methyl-2-pentanone(MIBK)	< 500	< 10	< 10
cis-1,3-Dichloropropene	< 50	< 2	< 2
Toluene	**7500**	**63**	< 1
trans-1,3-Dichloropropene	< 50	< 2	< 2
1,1,2-Trichloroethane	< 50	< 2	< 2
2-Hexanone	< 500	< 10	< 10
Tetrachloroethene	< 50	< 2	< 2
1,3-Dichloropropane	< 50	< 2	< 2
Dibromochloromethane	< 50	< 2	< 2
1,2-Dibromoethane(EDB)	< 100	< 2	< 2
Chlorobenzene	< 50	< 2	< 2
1,1,1,2-Tetrachloroethane	< 50	< 2	< 2
Ethylbenzene	< 50	< 1	< 1

LABORATORY REPORT

Eastern Analytical, Inc. ID#: 93378

Client: **Freudenberg NOK (Bristol)** Client Designation: **Monthly Sample**

Sample ID:	RW-1	Before Filter / Influent	After Filter / Effluent
Lab Sample ID:	93378.01	93378.02	93378.03
Matrix:	aqueous	aqueous	aqueous
Date Sampled:	10/6/10	10/6/10	10/6/10
Date Received:	10/6/10	10/6/10	10/6/10
Units:	ug/l	ug/l	ug/l
Date of Analysis:	10/8/10	10/8/10	10/7/10
Analyst:	KJP	KJP	KJP
Method:	8260B	8260B	8260B
Dilution Factor:	50	1	1
mp-Xylene	**100**	**2**	< 1
o-Xylene	< 50	< 1	< 1
Styrene	< 50	< 1	< 1
Bromoform	< 100	< 2	< 2
IsoPropylbenzene	< 50	< 1	< 1
Bromobenzene	< 50	< 2	< 2
1,1,2,2-Tetrachloroethane	< 50	< 2	< 2
1,2,3-Trichloropropane	< 50	< 2	< 2
n-Propylbenzene	< 50	< 1	< 1
2-Chlorotoluene	< 50	< 2	< 2
4-Chlorotoluene	< 50	< 2	< 2
1,3,5-Trimethylbenzene	< 50	< 1	< 1
tert-Butylbenzene	< 50	< 1	< 1
1,2,4-Trimethylbenzene	< 50	< 1	< 1
sec-Butylbenzene	< 50	< 1	< 1
1,3-Dichlorobenzene	< 50	< 1	< 1
p-Isopropyltoluene	< 50	< 1	< 1
1,4-Dichlorobenzene	< 50	< 1	< 1
1,2-Dichlorobenzene	< 50	< 1	< 1
n-Butylbenzene	< 50	< 1	< 1
1,2-Dibromo-3-chloropropane	< 100	< 2	< 2
1,3,5-Trichlorobenzene	< 50	< 1	< 1
1,2,4-Trichlorobenzene	< 50	< 1	< 1
Hexachlorobutadiene	< 30	< 0.5	< 0.5
Naphthalene	< 300	< 5	< 5
1,2,3-Trichlorobenzene	< 50	< 1	< 1
4-Bromofluorobenzene (surr)	**98 %R**	**95 %R**	**95 %R**
1,2-Dichlorobenzene-d4 (surr)	**98 %R**	**100 %R**	**102 %R**
Toluene-d8 (surr)	**100 %R**	**99 %R**	**98 %R**

LABORATORY REPORT

Eastern Analytical, Inc. ID#: 93378

Client: **Freudenberg NOK (Bristol)** Client Designation: **Monthly Sample**

Sample ID:	RW-1	Before Filter / Influent	After Filter / Effluent
Lab Sample ID:	93378.01	93378.02	93378.03
Matrix:	aqueous	aqueous	aqueous
Date Sampled:	10/6/10	10/6/10	10/6/10
Date Received:	10/6/10	10/6/10	10/6/10
Units:	ug/l	ug/l	ug/l
Date of Extraction/Preparation	10/12/10	10/12/10	10/12/10
Date of Analysis:	10/12/10	10/12/10	10/12/10
Analyst:	JMR	JMR	JMR
Method:	8270D	8270D	8270D
Dilution Factor:	1	1	1
Phenol	< 1	< 1	< 1
2-Chlorophenol	< 1	< 1	< 1
2,4-Dichlorophenol	< 1	< 1	< 1
2,4,5-Trichlorophenol	< 1	< 1	< 1
2,4,6-Trichlorophenol	< 1	< 1	< 1
Pentachlorophenol	< 5	< 6	< 5
2-Nitrophenol	< 1	< 1	< 1
4-Nitrophenol	< 5	< 6	< 5
2,4-Dinitrophenol	< 5	< 6	< 5
2-Methylphenol	**20**	**3**	< 1
3/4-Methylphenol	**3**	< 1	< 1
2,4-Dimethylphenol	< 1	< 1	< 1
4-Chloro-3-methylphenol	< 1	< 1	< 1
4,6-Dinitro-2-methylphenol	< 5	< 6	< 5
Benzoic Acid	< 50	< 60	< 50
N-Nitrosodimethylamine	< 1	< 1	< 1
n-Nitroso-di-n-propylamine	< 1	< 1	< 1
n-Nitrosodiphenylamine	< 1	< 1	< 1
bis(2-Chloroethyl)ether	< 1	< 1	< 1
bis(2-chloroisopropyl)ether	< 1	< 1	< 1
bis(2-Chloroethoxy)methane	< 1	< 1	< 1
1,3-Dichlorobenzene	< 1	< 1	< 1
1,4-Dichlorobenzene	< 1	< 1	< 1
1,2-Dichlorobenzene	**3**	< 1	< 1
1,2,4-Trichlorobenzene	< 1	< 1	< 1
2-Chloronaphthalene	< 1	< 1	< 1
4-Chlorophenyl-phenylether	< 1	< 1	< 1
4-Bromophenyl-phenylether	< 1	< 1	< 1
Hexachloroethane	< 1	< 1	< 1
Hexachlorobutadiene	< 1	< 1	< 1
Hexachlorocyclopentadiene	< 5	< 6	< 5
Hexachlorobenzene	< 1	< 1	< 1
4-Chloroaniline	< 1	< 1	< 1
2-Nitroaniline	< 5	< 6	< 5
3-Nitroaniline	< 1	< 1	< 1
4-Nitroaniline	< 1	< 1	< 1
Benzyl alcohol	< 5	< 6	< 5
Nitrobenzene	< 1	< 1	< 1
Isophorone	< 1	< 1	< 1
2,4-Dinitrotoluene	< 1	< 1	< 1
2,6-Dinitrotoluene	< 1	< 1	< 1
Benzidine (estimated)	< 5	< 6	< 5
3,3'-Dichlorobenzidine	< 1	< 1	< 1
Pyridine	< 5	< 6	< 5
Azobenzene	< 1	< 1	< 1

LABORATORY REPORT

Eastern Analytical, Inc. ID#: 93378

Client: **Freudenberg NOK (Bristol)** Client Designation: **Monthly Sample**

Sample ID:	RW-1	Before Filter / Influent	After Filter / Effluent
Lab Sample ID:	93378.01	93378.02	93378.03
Matrix:	aqueous	aqueous	aqueous
Date Sampled:	10/6/10	10/6/10	10/6/10
Date Received:	10/6/10	10/6/10	10/6/10
Units:	ug/l	ug/l	ug/l
Date of Extraction/Preparation	10/12/10	10/12/10	10/12/10
Date of Analysis:	10/12/10	10/12/10	10/12/10
Analyst:	JMR	JMR	JMR
Method:	8270D	8270D	8270D
Dilution Factor:	1	1	1
Carbazole	< 1	< 1	< 1
Dimethylphthalate	< 1	< 1	< 1
Diethylphthalate	< 1	< 1	< 1
Di-n-butylphthalate	< 5	< 6	< 5
Butylbenzylphthalate	< 1	< 1	< 1
bis(2-Ethylhexyl)phthalate	< 5	< 6	< 5
Di-n-octylphthalate	< 1	< 1	< 1
Dibenzofuran	< 1	< 1	< 1
Naphthalene	**1.2**	**0.3**	< 0.1
2-Methylnaphthalene	**1.4**	**0.1**	< 0.1
Acenaphthylene	< 0.1	< 0.1	< 0.1
Acenaphthene	< 0.1	< 0.1	< 0.1
Fluorene	**0.3**	< 0.1	< 0.1
Phenanthrene	**0.4**	**0.3**	< 0.1
Anthracene	< 0.1	< 0.1	< 0.1
Fluoranthene	< 0.1	**0.6**	< 0.1
Pyrene	< 0.1	**0.5**	< 0.1
Benzo[a]anthracene	< 0.1	**0.2**	< 0.1
Chrysene	< 0.1	**0.4**	< 0.1
Benzo[b]fluoranthene	< 0.1	**0.6**	< 0.1
Benzo[k]fluoranthene	< 0.1	**0.2**	< 0.1
Benzo[a]pyrene	< 0.1	**0.4**	< 0.1
Indeno[1,2,3-cd]pyrene	< 0.1	**0.4**	< 0.1
Dibenz[a,h]anthracene	< 0.1	< 0.1	< 0.1
Benzo[g,h,i]perylene	< 0.1	**0.3**	< 0.1
2-Fluorophenol (surr)	**34 %R**	**33 %R**	**34 %R**
Phenol-d6 (surr)	**27 %R**	**26 %R**	**25 %R**
2,4,6-Tribromophenol (surr)	**75 %R**	**73 %R**	**67 %R**
Nitrobenzene-D5 (surr)	**66 %R**	**69 %R**	**70 %R**
2-Fluorobiphenyl (surr)	**68 %R**	**69 %R**	**70 %R**
p-Terphenyl-D14 (surr)	**71 %R**	**71 %R**	**76 %R**

LABORATORY REPORT

Eastern Analytical, Inc. ID#: 93378

Client: **Freudenberg NOK (Bristol)** Client Designation: **Monthly Sample**

Sample ID:	RW-1	Before Filter / Influent	After Filter / Effluent
Lab Sample ID:	93378.01	93378.02	93378.03
Matrix:	aqueous	aqueous	aqueous
Date Sampled:	10/6/10	10/6/10	10/6/10
Date Received:	10/6/10	10/6/10	10/6/10
Units:	mg/L	mg/L	mg/L
Date of Extraction/Prep:	10/7/10	10/7/10	10/7/10
Date of Analysis:	10/7/10	10/7/10	10/7/10
Analyst:	LL	LL	LL
Method:	8100mod	8100mod	8100mod
Dilution Factor:	1	1	1
TPH (C9-C40)	**0.4**	**0.2**	< 0.2
p-Terphenyl-D14 (TPH surr)	**93 %R**	**86 %R**	**87 %R**

eastern analytical, inc.

professional laboratory services

CHAIN-OF-CUSTODY RECORD

93378

Sample IDs	Date/Time *Composites need start and stop dates/times*	Matrix	Parameters and Sample Notes	# of containers
RW-1	10/6/10 07:00	aqueous Grab or Comp	AqTot/VNH8260BFullList/TPHL1/ABN	4
☑ Sampler confirms ID and parameters are accurate			*Circle preservative/s:* HCL HNO_3 H_2SO_4 NaOH MEOH $Na_2S_2O_3$ ICE	Dissolved Sample Field Filtered ☐
Before Filter / Influent	10/6/10 07:10	aqueous Grab or Comp	AqTot/VNH8260BFullList/TPHL1/ABN	4
☑ Sampler confirms ID and parameters are accurate			*Circle preservative/s:* HCL HNO_3 H_2SO_4 NaOH MEOH $Na_2S_2O_3$ ICE	Dissolved Sample Field Filtered ☐
After Filter / Effluent	10/6/10 07:10	aqueous Grab or Comp	AqTot/VNH8260BFullList/TPHL1/ABN	4
☑ Sampler confirms ID and parameters are accurate			*Circle preservative/s:* HCL HNO_3 H_2SO_4 NaOH MEOH $Na_2S_2O_3$ ICE	Dissolved Sample Field Filtered ☐

Please ensure this auto COC is accurate, adheres to permit or sampling requirements for this sampling event, and modify as necessary.

EAI Project ID 337

Project Name Monthly Sample

State NH

Client (Pro Mgr) Jeff Mansfield

Customer Freudenberg NOK (Bristol)

Address P.O. Box 2001

City Bristol NH 03222-2001

Phone 744-2281 Fax 744-1616 (35)

EmailAddress: J2M@FNGP.com

Results Needed by: Preferred date 10 days

Notes about project: (i.e. Special Limits, Billing info if different...)

QC deliverables

☒ A ☐ A+ ☐ B ☐ B+ ☐ C ☐ DE

ReportingOptions

☒ HC
☒ EDD PDF
☒ EDD email
☐ PDF prelim, NO FAX
☐ e-mail Login Confirmation

PONumber: P11B7032

Quote No: 1005729

Temperature 3.6 °C

Ice present Yes ☒ No ☐

Samples Collected by: Brent Emmons BE

Relinquished by	Date/Time	Received by
Williams	10-6-10 1328	Terry Cone
Terry Cone	10-6-10 1455	[illegible]

LABORATORY REPORT

Eastern Analytical, Inc. ID#: 93972

Client: **GZA GeoEnvironmental, Inc. (NH)** Client Designation: **FNGP | 04.0022996.22**

Sample ID:	Influent	RW-1	RW-2R	RW-5
Lab Sample ID:	93972.01	93972.02	93972.03	93972.04
Matrix:	aqueous	aqueous	aqueous	aqueous
Date Sampled:	10/22/10	10/22/10	10/22/10	10/22/10
Date Received:	10/25/10	10/25/10	10/25/10	10/25/10
Units:	ug/l	ug/l	ug/l	ug/l
Date of Extraction/Prep:	10/25/10	10/25/10	10/25/10	10/25/10
Date of Analysis:	10/26/10	10/26/10	10/26/10	10/26/10
Analyst:	JW	JW	JW	JW
Method:	8082	8082	8082	8082
Dilution Factor:	1	1	1	1
PCB-1016	< 0.3	< 0.3	< 0.3	< 0.3
PCB-1221	< 0.3	< 0.3	< 0.3	< 0.3
PCB-1232	< 0.3	< 0.3	< 0.3	< 0.3
PCB-1242	< 0.3	< 0.3	< 0.3	< 0.3
PCB-1248	< 0.3	< 0.3	< 0.3	< 0.3
PCB-1254	< 0.3	< 0.3	< 0.3	< 0.3
PCB-1260	< 0.3	< 0.3	< 0.3	< 0.3
TMX (surr)	**80 %R**	**86 %R**	**95 %R**	**92 %R**
DCB (surr)	**106 %R**	**77 %R**	**119 %R**	**121 %R**

Acid cleanup was performed on the samples and associated Batch QC.

LABORATORY REPORT

Eastern Analytical, Inc. ID#: 93972

Client: **GZA GeoEnvironmental, Inc. (NH)** Client Designation: **FNGP | 04.0022996.22**

Sample ID:	Influent	RW-1	RW-2R	RW-5					
Lab Sample ID:	93972.01	93972.02	93972.03	93972.04					
Matrix:	aqueous	aqueous	aqueous	aqueous					
Date Sampled:	10/22/10	10/22/10	10/22/10	10/22/10		**Analysis**			
Date Received:	10/25/10	10/25/10	10/25/10	10/25/10	**Units**	**Date**	**Time**	**Method**	**Analyst**
Total Phenols	< 0.05	< 0.05	< 0.05	< 0.05	mg/L	11/03/10	9:30	420.1	SEL

LABORATORY REPORT

Eastern Analytical, Inc. ID#: 93972

Client: **GZA GeoEnvironmental, Inc. (NH)** Client Designation: **FNGP | 04.0022996.22**

Sample ID:	Influent	RW-1	RW-2R	RW-5	Trip Blank
Lab Sample ID:	93972.01	93972.02	93972.03	93972.04	93972.05
Matrix:	aqueous	aqueous	aqueous	aqueous	aqueous
Date Sampled:	10/22/10	10/22/10	10/22/10	10/22/10	10/5/10
Date Received:	10/25/10	10/25/10	10/25/10	10/25/10	10/25/10
Units:	ug/l	ug/l	ug/l	ug/l	ug/l
Date of Analysis:	10/27/10	10/27/10	10/27/10	10/27/10	10/27/10
Analyst:	VG	VG	VG	VG	VG
Method:	8260B SIM	8260B SIM	8260B SIM	8260B SIM	8260B SIM
Dilution Factor:	1	1	1	1	1
1,4-Dioxane	< 1	< 1	< 1	< 1	< 1
4-Bromofluorobenzene (surr)	**113 %R**	**113 %R**	**114 %R**	**118 %R**	**121 %R**
Toluene-d8 (surr)	**105 %R**	**94 %R**	**109 %R**	**106 %R**	**110 %R**

PHOENIX

Environmental Laboratories, Inc.
587 East Middle Turnpike, P.O.Box 370, Manchester, CT 06045
Tel. (860) 645-1102 Fax (860) 645-0823

ACCREDITED IN ACCORDANCE WITH nelac
NY # 11301

Analysis Report

November 01, 2010

FOR: Attn: Front Office
Eastern Analytical
25 Chenell Drive
Concord, NH 03301

Sample Information		Custody Information		Date	Time
Matrix:	WATER	Collected by:		10/22/10	17:15
Location Code:	EASTANAL | INFLUE	Received by:	LDF	10/26/10	10:11
Rush Request:		Analyzed by:	see "By" below		
P.O.#:	26137				

Laboratory Data

SDG ID: GAZ69506
Phoenix ID: AZ69506

Project ID: 93972

Client ID: INFLUENT

Parameter	Result	RL	Units	Date	Time	By	Reference
Extraction of DW Herbicides	Completed			10/26/10		O/D/D	
Herbicides (515)							
2,4,5-TP	ND	2.2	ug/L	10/29/10		JRB	E515.1
2,4-D	ND	1.1	ug/L	10/29/10		JRB	E515.1
Dalapon	ND	11	ug/L	10/29/10		JRB	E515.1
Dicamba	ND	0.5	ug/L	10/29/10		JRB	E515.1
Dinoseb	ND	2.2	ug/L	10/29/10		JRB	E515.1
Pentachlorophenol	ND	0.440	ug/L	10/29/10		JRB	E515.1
Picloram	ND	1.1	ug/L	10/29/10		JRB	E515.1
QA/QC Surrogates							
% DCAA (Surrogate Rec)	Diluted out		%	10/29/10		JRB	E515.1

Comments:

For herbicides an elevated MDL was reported due to matrix interference.

If there are any questions regarding this data, please call Phoenix Client Services at extension 200.

ND=Not detected BDL=Below Detection Level RL=Reporting Level

This report must not be reproduced except in full as defined by the attached chain of custody.

Phyllis Shiller, Laboratory Director
November 02, 2010

PHOENIX

Environmental Laboratories, Inc.
587 East Middle Turnpike, P.O.Box 370, Manchester, CT 06045
Tel. (860) 645-1102 Fax (860) 645-0823

ACCREDITED IN ACCORDANCE WITH nelac
NY # 11301

Analysis Report

November 01, 2010

FOR: Attn: Front Office
Eastern Analytical
25 Chenell Drive
Concord, NH 03301

Sample Information		Custody Information		Date	Time
Matrix:	WATER	Collected by:		10/22/10	17:20
Location Code:	EASTANAL	Received by:	LDF	10/26/10	10:11
Rush Request:		Analyzed by:	see "By" below		
P.O.#:	26137				

Laboratory Data

SDG ID: GAZ69506
Phoenix ID: AZ69507

Project ID: 93972

Client ID: RW-1

Parameter	Result	RL	Units	Date	Time	By	Reference
Extraction of DW Herbicides	Completed			10/26/10		O/D/D	
Herbicides (515)							
2,4,5-TP	ND	4.4	ug/L	10/29/10		JRB	E515.1
2,4-D	ND	2.2	ug/L	10/29/10		JRB	E515.1
Dalapon	ND	22	ug/L	10/29/10		JRB	E515.1
Dicamba	ND	1	ug/L	10/29/10		JRB	E515.1
Dinoseb	ND	4.4	ug/L	10/29/10		JRB	E515.1
Pentachlorophenol	ND	0.880	ug/L	10/29/10		JRB	E515.1
Picloram	ND	2.2	ug/L	10/29/10		JRB	E515.1
QA/QC Surrogates							
% DCAA (Surrogate Rec)	Diluted out		%	10/29/10		JRB	E515.1

Comments:

For herbicides an elevated MDL was reported due to matrix interference.

If there are any questions regarding this data, please call Phoenix Client Services at extension 200.

ND=Not detected BDL=Below Detection Level RL=Reporting Level

This report must not be reproduced except in full as defined by the attached chain of custody.

Phyllis Shiller, Laboratory Director
November 02, 2010

PHOENIX

Environmental Laboratories, Inc.
587 East Middle Turnpike, P.O.Box 370, Manchester, CT 06045
Tel. (860) 645-1102 Fax (860) 645-0823

ACCREDITED IN ACCORDANCE WITH nelac NY # 11301

Analysis Report

November 01, 2010

FOR: Attn: Front Office
Eastern Analytical
25 Chenell Drive
Concord, NH 03301

Sample Information		Custody Information		Date	Time
Matrix:	WATER	Collected by:		10/22/10	17:30
Location Code:	EASTANAL	Received by:	LDF	10/26/10	10:11
Rush Request:		Analyzed by:	see "By" below		
P.O.#:	26137				

Laboratory Data

SDG ID: GAZ69506
Phoenix ID: AZ69508

Project ID: 93972

Client ID: RW-2R

Parameter	Result	RL	Units	Date	Time	By	Reference
Extraction of DW Herbicides	Completed			10/26/10		O/D/D	
Herbicides (515)							
2,4,5-TP	ND	4.4	ug/L	10/29/10		JRB	E515.1
2,4-D	ND	2.2	ug/L	10/29/10		JRB	E515.1
Dalapon	ND	22	ug/L	10/29/10		JRB	E515.1
Dicamba	ND	1	ug/L	10/29/10		JRB	E515.1
Dinoseb	ND	4.4	ug/L	10/29/10		JRB	E515.1
Pentachlorophenol	ND	0.880	ug/L	10/29/10		JRB	E515.1
Picloram	ND	2.2	ug/L	10/29/10		JRB	E515.1
QA/QC Surrogates							
% DCAA (Surrogate Rec)	Diluted out		%	10/29/10		JRB	E515.1

Comments:

For herbicides an elevated MDL was reported due to matrix interference.

If there are any questions regarding this data, please call Phoenix Client Services at extension 200.

ND=Not detected BDL=Below Detection Level RL=Reporting Level

This report must not be reproduced except in full as defined by the attached chain of custody.

Phyllis Shiller, Laboratory Director
November 02, 2010

PHOENIX

Environmental Laboratories, Inc.
587 East Middle Turnpike, P.O.Box 370, Manchester, CT 06045
Tel. (860) 645-1102 Fax (860) 645-0823

ACCREDITED IN ACCORDANCE WITH nelac NY # 11301

Analysis Report

November 01, 2010

FOR: Attn: Front Office
Eastern Analytical
25 Chenell Drive
Concord, NH 03301

Sample Information		Custody Information		Date	Time
Matrix:	WATER	Collected by:		10/22/10	17:40
Location Code:	EASTANAL	Received by:	LDF	10/26/10	10:11
Rush Request:		Analyzed by:	see "By" below		
P.O.#:	26137				

Laboratory Data

SDG ID: GAZ69506
Phoenix ID: AZ69509

Project ID: 93972

Client ID: RW-5

Parameter	Result	RL	Units	Date	Time	By	Reference
Extraction of DW Herbicides	Completed			10/26/10		O/D/D	
Herbicides (515)							
2,4,5-TP	ND	2.2	ug/L	10/29/10		JRB	E515.1
2,4-D	ND	1.1	ug/L	10/29/10		JRB	E515.1
Dalapon	ND	11	ug/L	10/29/10		JRB	E515.1
Dicamba	ND	0.5	ug/L	10/29/10		JRB	E515.1
Dinoseb	ND	2.2	ug/L	10/29/10		JRB	E515.1
Pentachlorophenol	ND	0.440	ug/L	10/29/10		JRB	E515.1
Picloram	ND	1.1	ug/L	10/29/10		JRB	E515.1
QA/QC Surrogates							
% DCAA (Surrogate Rec)	Diluted out		%	10/29/10		JRB	E515.1

Comments:

For herbicides an elevated MDL was reported due to matrix interference.

If there are any questions regarding this data, please call Phoenix Client Services at extension 200.

ND=Not detected BDL=Below Detection Level RL=Reporting Level

This report must not be reproduced except in full as defined by the attached chain of custody.

Phyllis Shiller, Laboratory Director
November 02, 2010

LABORATORY REPORT

Eastern Analytical, Inc. ID#: 93972

Client: **GZA GeoEnvironmental, Inc. (NH)** Client Designation: **FNGP | 04.0022996.22**

Sample ID:	Influent	RW-1	RW-2R	RW-5					
Lab Sample ID:	93972.01	93972.02	93972.03	93972.04					
Matrix:	aqueous	aqueous	aqueous	aqueous					
Date Sampled:	10/22/10	10/22/10	10/22/10	10/22/10	**Analytical Matrix**	**Units**	**Date of Analysis**	**Method**	**Analyst**
Date Received:	10/25/10	10/25/10	10/25/10	10/25/10					
Iron	**6.9**	**80**	**6.3**	**1.8**	AqTot	mg/L	11/1/10	200.7	DS

eastern analytical, inc.

Jeff Mansfield
Freudenberg NOK (Bristol)
P.O. Box 2001
Bristol , NH 03222-2001

ACCREDITED IN ACCORDANCE WITH nelac

Subject: Laboratory Report

Eastern Analytical, Inc. ID: 92428
Client Identification: Monthly Sample
Date Received: 9/2/2010

Dear Mr. Mansfield :

Enclosed please find the laboratory report for the above identified project. All analyses were performed in accordance with our QA/QC Program. Unless otherwise stated, holding times, preservation techniques, container types, and sample conditions adhered to EPA Protocol. Samples which were collected by Eastern Analytical, Inc. (EAI) were collected in accordance with approved EPA procedures. Eastern Analytical, Inc. certifies that the enclosed test results meet all requirements of NELAP and other applicable state certifications. Please refer to our website at www.eailabs.com for a copy of our NELAP certificate and accredited parameters.

The following standard abbreviations and conventions apply to all EAI reports:

Solid samples are reported on a dry weight basis, unless otherwise noted
< : "less than" followed by the reporting limit
> : "greater than" followed by the reporting limit
%R : % Recovery

Eastern Analytical Inc. maintains certification in the following states: Connecticut (PH-0492), Maine (NH005), Massachusetts (M-NH005), New Hampshire/NELAP (1012), Rhode Island (269) and Vermont (VT1012).

The following information is contained within this report: Sample Conditions summary, Analytical Results/Data, Quality Control data (if requested) and copies of the Chain of Custody. This report may not be reproduced except in full, without the the written approval of the laboratory.

If you have any questions regarding the results contained within, please feel free to directly contact me or the chemist(s) who performed the testing in question. Unless otherwise requested, we will dispose of the sample(s) 30 days from the sample receipt date.

We appreciate this opportunity to be of service and look forward to your continued patronage.

Sincerely,

Lorraine Olashaw
Lorraine Olashaw, Lab Director

9.17.10
Date

7
# of pages (excluding cover letter)

SAMPLE CONDITIONS PAGE

Eastern Analytical, Inc. ID#: 92428

Client: **Freudenberg NOK (Bristol)** Client Designation: **Monthly Sample**

Temperature upon receipt (°C): 2.2 **Received on ice or cold packs (Yes/No): Y**

Lab ID	Sample ID	Date Received	Date Sampled	Sample Matrix	% Dry Weight	Exceptions/Comments (other than thermal preservation)
92428.01	RW-1	9/2/10	9/1/10	aqueous		Adheres to Sample Acceptance Policy One vial with bubble
92428.02	Before Filter / Influent	9/2/10	9/1/10	aqueous		Adheres to Sample Acceptance Policy Both vials with bubbles
92428.03	After Filter / Effluent	9/2/10	9/1/10	aqueous		Adheres to Sample Acceptance Policy

Samples were properly preserved and the pH measured when applicable unless otherwise noted. Analysis of solids for pH, Flashpoint, Ignitibility, Paint Filter, Corrosivity, Conductivity and Specific Gravity are reported on an "as received" basis.

All results contained in this report relate only to the above listed samples.

References include:
1) EPA 600/4-79-020, 1983
2) Standard Methods for Examination of Water and Wastewater : Inorganics, 19th Edition, 1995; Microbiology, 20th Edition, 1998
3) Test Methods for Evaluating Solid Waste SW 846 3rd Edition including updates IVA and IVB
4) Hach Water Analysis Handbook, 2nd edition, 1992

LABORATORY REPORT

Eastern Analytical, Inc. ID#: 92428

Client: **Freudenberg NOK (Bristol)** Client Designation: **Monthly Sample**

Sample ID:	RW-1	Before Filter / Influent	After Filter / Effluent
Lab Sample ID:	92428.01	92428.02	92428.03
Matrix:	aqueous	aqueous	aqueous
Date Sampled:	9/1/10	9/1/10	9/1/10
Date Received:	9/2/10	9/2/10	9/2/10
Units:	ug/l	ug/l	ug/l
Date of Analysis:	9/3/10	9/7/10	9/7/10
Analyst:	BAM	KJP	KJP
Method:	8260B	8260B	8260B
Dilution Factor:	100	1	1
Dichlorodifluoromethane	< 500	< 5	< 5
Chloromethane	< 200	< 2	< 2
Vinyl chloride	< 200	< 2	< 2
Bromomethane	< 200	< 2	< 2
Chloroethane	< 500	< 5	< 5
Trichlorofluoromethane	< 500	< 5	< 5
Diethyl Ether	< 500	< 5	< 5
Acetone	< 1000	< 10	< 10
1,1-Dichloroethene	< 100	< 1	< 1
tert-Butyl Alcohol (TBA)	< 3000	< 30	< 30
Methylene chloride	< 500	< 5	< 5
Carbon disulfide	< 200	< 5	< 5
Methyl-t-butyl ether(MTBE)	< 100	**62**	< 5
Ethyl-t-butyl ether(ETBE)	< 500	< 5	< 5
Isopropyl ether(DIPE)	< 500	< 5	< 5
tert-amyl methyl ether(TAME)	< 500	< 5	< 5
trans-1,2-Dichloroethene	< 100	< 2	< 2
1,1-Dichloroethane	< 100	**3**	< 2
2,2-Dichloropropane	< 100	< 2	< 2
cis-1,2-Dichloroethene	**5700**	**200**	< 2
2-Butanone(MEK)	< 1000	< 10	< 10
Bromochloromethane	< 100	< 2	< 2
Tetrahydrofuran(THF)	< 1000	< 10	< 10
Chloroform	< 100	< 2	< 2
1,1,1-Trichloroethane	**200**	**13**	< 2
Carbon tetrachloride	< 100	< 2	< 2
1,1-Dichloropropene	< 100	< 2	< 2
Benzene	< 100	**1**	< 1
1,2-Dichloroethane	< 100	< 2	< 2
Trichloroethene	**9800**	**160**	< 2
1,2-Dichloropropane	< 100	< 2	< 2
Dibromomethane	< 100	< 2	< 2
Bromodichloromethane	< 50	< 0.5	< 0.5
4-Methyl-2-pentanone(MIBK)	< 1000	< 10	< 10
cis-1,3-Dichloropropene	< 100	< 2	< 2
Toluene	**7300**	**150**	< 1
trans-1,3-Dichloropropene	< 100	< 2	< 2
1,1,2-Trichloroethane	< 100	< 2	< 2
2-Hexanone	< 1000	< 10	< 10
Tetrachloroethene	< 100	< 2	< 2
1,3-Dichloropropane	< 100	< 2	< 2
Dibromochloromethane	< 100	< 2	< 2
1,2-Dibromoethane(EDB)	< 200	< 2	< 2
Chlorobenzene	< 100	< 2	< 2
1,1,1,2-Tetrachloroethane	< 100	< 2	< 2
Ethylbenzene	< 100	**3**	< 1

LABORATORY REPORT

Eastern Analytical, Inc. ID#: 92428

Client: **Freudenberg NOK (Bristol)** Client Designation: **Monthly Sample**

Sample ID:	RW-1	Before Filter / Influent	After Filter / Effluent
Lab Sample ID:	92428.01	92428.02	92428.03
Matrix:	aqueous	aqueous	aqueous
Date Sampled:	9/1/10	9/1/10	9/1/10
Date Received:	9/2/10	9/2/10	9/2/10
Units:	ug/l	ug/l	ug/l
Date of Analysis:	9/3/10	9/7/10	9/7/10
Analyst:	BAM	KJP	KJP
Method:	8260B	8260B	8260B
Dilution Factor:	100	1	1
mp-Xylene	< 100	**11**	< 1
o-Xylene	< 100	**5**	< 1
Styrene	< 100	< 1	< 1
Bromoform	< 200	< 2	< 2
IsoPropylbenzene	< 100	< 1	< 1
Bromobenzene	< 100	< 2	< 2
1,1,2,2-Tetrachloroethane	< 100	< 2	< 2
1,2,3-Trichloropropane	< 100	< 2	< 2
n-Propylbenzene	< 100	< 1	< 1
2-Chlorotoluene	< 100	< 2	< 2
4-Chlorotoluene	< 100	< 2	< 2
1,3,5-Trimethylbenzene	< 100	< 1	< 1
tert-Butylbenzene	< 100	< 1	< 1
1,2,4-Trimethylbenzene	< 100	**1**	< 1
sec-Butylbenzene	< 100	< 1	< 1
1,3-Dichlorobenzene	< 100	< 1	< 1
p-Isopropyltoluene	< 100	< 1	< 1
1,4-Dichlorobenzene	< 100	< 1	< 1
1,2-Dichlorobenzene	< 100	< 1	< 1
n-Butylbenzene	< 100	< 1	< 1
1,2-Dibromo-3-chloropropane	< 200	< 2	< 2
1,3,5-Trichlorobenzene	< 100	< 1	< 1
1,2,4-Trichlorobenzene	< 100	< 1	< 1
Hexachlorobutadiene	< 50	< 0.5	< 0.5
Naphthalene	< 500	< 5	< 5
1,2,3-Trichlorobenzene	< 100	< 1	< 1
4-Bromofluorobenzene (surr)	**90 %R**	**97 %R**	**97 %R**
1,2-Dichlorobenzene-d4 (surr)	**106 %R**	**101 %R**	**107 %R**
Toluene-d8 (surr)	**94 %R**	**97 %R**	**98 %R**

LABORATORY REPORT

Eastern Analytical, Inc. ID#: 92428

Client: **Freudenberg NOK (Bristol)** Client Designation: **Monthly Sample**

Sample ID:	RW-1	Before Filter / Influent	After Filter / Effluent
Lab Sample ID:	92428.01	92428.02	92428.03
Matrix:	aqueous	aqueous	aqueous
Date Sampled:	9/1/10	9/1/10	9/1/10
Date Received:	9/2/10	9/2/10	9/2/10
Units:	ug/l	ug/l	ug/l
Date of Extraction/Preparation	9/7/10	9/7/10	9/7/10
Date of Analysis:	9/8/10	9/8/10	9/8/10
Analyst:	JMR	JMR	JMR
Method:	8270D	8270D	8270D
Dilution Factor:	1	1	1
Phenol	< 1	< 1	< 1
2-Chlorophenol	< 1	< 1	< 1
2,4-Dichlorophenol	< 1	< 1	< 1
2,4,5-Trichlorophenol	< 1	< 1	< 1
2,4,6-Trichlorophenol	< 1	< 1	< 1
Pentachlorophenol	< 5	< 5	< 5
2-Nitrophenol	< 1	< 1	< 1
4-Nitrophenol	< 5	< 5	< 5
2,4-Dinitrophenol	< 5	< 5	< 5
2-Methylphenol	**30**	**7**	< 1
3/4-Methylphenol	**4**	< 1	< 1
2,4-Dimethylphenol	< 1	< 1	< 1
4-Chloro-3-methylphenol	< 1	< 1	< 1
4,6-Dinitro-2-methylphenol	< 5	< 5	< 5
Benzoic Acid	< 50	< 50	< 50
N-Nitrosodimethylamine	< 1	< 1	< 1
n-Nitroso-di-n-propylamine	< 1	< 1	< 1
n-Nitrosodiphenylamine	< 1	< 1	< 1
bis(2-Chloroethyl)ether	< 1	< 1	< 1
bis(2-chloroisopropyl)ether	< 1	< 1	< 1
bis(2-Chloroethoxy)methane	< 1	< 1	< 1
1,3-Dichlorobenzene	< 1	< 1	< 1
1,4-Dichlorobenzene	**1**	< 1	< 1
1,2-Dichlorobenzene	**4**	< 1	< 1
1,2,4-Trichlorobenzene	< 1	< 1	< 1
2-Chloronaphthalene	< 1	< 1	< 1
4-Chlorophenyl-phenylether	< 1	< 1	< 1
4-Bromophenyl-phenylether	< 1	< 1	< 1
Hexachloroethane	< 1	< 1	< 1
Hexachlorobutadiene	< 1	< 1	< 1
Hexachlorocyclopentadiene	< 5	< 5	< 5
Hexachlorobenzene	< 1	< 1	< 1
4-Chloroaniline	< 1	< 1	< 1
2-Nitroaniline	< 5	< 5	< 5
3-Nitroaniline	< 1	< 1	< 1
4-Nitroaniline	< 1	< 1	< 1
Benzyl alcohol	< 5	< 5	< 5
Nitrobenzene	< 1	< 1	< 1
Isophorone	< 1	< 1	< 1
2,4-Dinitrotoluene	< 1	< 1	< 1
2,6-Dinitrotoluene	< 1	< 1	< 1
Benzidine (estimated)	< 5	< 5	< 5
3,3'-Dichlorobenzidine	< 1	< 1	< 1
Pyridine	< 5	< 5	< 5
Azobenzene	< 1	< 1	< 1

LABORATORY REPORT

Eastern Analytical, Inc. ID#: 92428

Client: **Freudenberg NOK (Bristol)** Client Designation: **Monthly Sample**

Sample ID:	RW-1	Before Filter / Influent	After Filter / Effluent
Lab Sample ID:	92428.01	92428.02	92428.03
Matrix:	aqueous	aqueous	aqueous
Date Sampled:	9/1/10	9/1/10	9/1/10
Date Received:	9/2/10	9/2/10	9/2/10
Units:	ug/l	ug/l	ug/l
Date of Extraction/Preparation	9/7/10	9/7/10	9/7/10
Date of Analysis:	9/8/10	9/8/10	9/8/10
Analyst:	JMR	JMR	JMR
Method:	8270D	8270D	8270D
Dilution Factor:	1	1	1
Carbazole	< 1	< 1	< 1
Dimethylphthalate	< 1	< 1	< 1
Diethylphthalate	< 1	< 1	< 1
Di-n-butylphthalate	< 5	< 5	< 5
Butylbenzylphthalate	< 1	< 1	< 1
bis(2-Ethylhexyl)phthalate	< 5	< 5	< 5
Di-n-octylphthalate	< 1	< 1	< 1
Dibenzofuran	< 1	< 1	< 1
Naphthalene	**1.4**	**0.2**	< 0.1
2-Methylnaphthalene	**1.7**	**0.2**	< 0.1
Acenaphthylene	< 0.1	< 0.1	< 0.1
Acenaphthene	< 0.1	< 0.1	< 0.1
Fluorene	**0.3**	**0.1**	< 0.1
Phenanthrene	**0.5**	**0.2**	< 0.1
Anthracene	< 0.1	**0.2**	< 0.1
Fluoranthene	< 0.1	< 0.1	< 0.1
Pyrene	< 0.1	< 0.1	< 0.1
Benzo[a]anthracene	< 0.1	< 0.1	< 0.1
Chrysene	< 0.1	< 0.1	< 0.1
Benzo[b]fluoranthene	< 0.1	< 0.1	< 0.1
Benzo[k]fluoranthene	< 0.1	< 0.1	< 0.1
Benzo[a]pyrene	< 0.1	< 0.1	< 0.1
Indeno[1,2,3-cd]pyrene	< 0.1	< 0.1	< 0.1
Dibenz[a,h]anthracene	< 0.1	< 0.1	< 0.1
Benzo[g,h,i]perylene	< 0.1	< 0.1	< 0.1
2-Fluorophenol (surr)	**43 %R**	**40 %R**	**45 %R**
Phenol-d6 (surr)	**31 %R**	**25 %R**	**30 %R**
2,4,6-Tribromophenol (surr)	**97 %R**	**89 %R**	**87 %R**
Nitrobenzene-D5 (surr)	**82 %R**	**82 %R**	**85 %R**
2-Fluorobiphenyl (surr)	**80 %R**	**81 %R**	**87 %R**
p-Terphenyl-D14 (surr)	**90 %R**	**86 %R**	**89 %R**

LABORATORY REPORT

Eastern Analytical, Inc. ID#: 92428

Client: **Freudenberg NOK (Bristol)** Client Designation: **Monthly Sample**

Sample ID:	RW-1	Before Filter / Influent	After Filter / Effluent
Lab Sample ID:	92428.01	92428.02	92428.03
Matrix:	aqueous	aqueous	aqueous
Date Sampled:	9/1/10	9/1/10	9/1/10
Date Received:	9/2/10	9/2/10	9/2/10
Units:	mg/L	mg/L	mg/L
Date of Extraction/Prep:	9/3/10	9/3/10	9/3/10
Date of Analysis:	9/7/10	9/7/10	9/7/10
Analyst:	LL	LL	LL
Method:	8100mod	8100mod	8100mod
Dilution Factor:	1	1	1
TPH (C9-C40)	**0.3**	< 0.2	< 0.2
p-Terphenyl-D14 (TPH surr)	**92 %R**	**97 %R**	**104 %R**

eastern analytical, inc.

professional laboratory services

CHAIN-OF-CUSTODY RECORD

92428

NOKbr

Sample IDs	Date/Time *Composites need start and stop dates/times*	Matrix	Parameters and Sample Notes	# of containers
RW-1	9/1/10 07:00	aqueous Grab or Comp	AqTot/VNH8260BFullList/TPHL1/ABN	4
☑ Sampler confirms ID and parameters are accurate			*Circle preservative/s:* HCL HNO_3 H_2SO_4 NaOH MEOH $Na_2S_2O_3$ ICE	Dissolved Sample Field Filtered ☐
Before Filter / Influent	9/1/10 07:10	aqueous Grab or Comp	AqTot/VNH8260BFullList/TPHL1/ABN	4
☑ Sampler confirms ID and parameters are accurate			*Circle preservative/s:* HCL HNO_3 H_2SO_4 NaOH MEOH $Na_2S_2O_3$ ICE	Dissolved Sample Field Filtered ☐
After Filter / Effluent	9/1/10 07:20	aqueous Grab or Comp	AqTot/VNH8260BFullList/TPHL1/ABN	4
☑ Sampler confirms ID and parameters are accurate			*Circle preservative/s:* HCL HNO_3 H_2SO_4 NaOH MEOH $Na_2S_2O_3$ ICE	Dissolved Sample Field Filtered ☐

Please ensure this auto COC is accurate, adheres to permit or sampling requirements for this sampling event, and modify as necessary.

EAI Project ID 337

Project Name Monthly Sample

State NH

Client (Pro Mgr) Jeff Mansfield

Customer Freudenberg NOK (Bristol)

Address P.O. Box 2001

City Bristol NH 03222-2001

Phone 744-2281 Fax 744-1616 (35)

EmailAddress: J2M@FNGP.com

Results Needed by: Preferred date 10 days

Notes about project: (i.e. Special Limits, Billing info if different...)

QC deliverables

☒ A ☐ A+ ☐ B ☐ B+ ☐ C ☐ DE

ReportingOptions

☒ HC
☒ EDD PDF
☒ EDD email
☐ PDF prelim, NO FAX
☐ e-mail Login Confirmation

PONumber: P11B7032

Quote No: 1005729

Temperature 2.2 °C

Ice present Yes ☒ No ☐

Samples Collected by: BE Brett Emmons

Relinquished by	Date/Time	Received by
Kathy Dawne	9/2/10 1325hrs	R Blood
R Blood	2010 09 02 1725	Jim Johnson

eastern analytical, inc.
professional laboratory services

ACCREDITED IN ACCORDANCE WITH nelac

Jeff Mansfield
Freudenberg NOK (Bristol)
P.O. Box 2001
Bristol , NH 03222-2001

Subject: Laboratory Report

Eastern Analytical, Inc. ID: 91660
Client Identification: Monthly Sample
Date Received: 8/6/2010

Dear Mr. Mansfield :

Enclosed please find the laboratory report for the above identified project. All analyses were performed in accordance with our QA/QC Program. Unless otherwise stated, holding times, preservation techniques, container types, and sample conditions adhered to EPA Protocol. Samples which were collected by Eastern Analytical, Inc. (EAI) were collected in accordance with approved EPA procedures. Eastern Analytical, Inc. certifies that the enclosed test results meet all requirements of NELAP and other applicable state certifications. Please refer to our website at www.eailabs.com for a copy of our NELAP certificate and accredited parameters.

The following standard abbreviations and conventions apply to all EAI reports:

Solid samples are reported on a dry weight basis, unless otherwise noted
< : "less than" followed by the reporting limit
> : "greater than" followed by the reporting limit
%R : % Recovery

Eastern Analytical Inc. maintains certification in the following states: Connecticut (PH-0492), Maine (NH005), Massachusetts (M-NH005), New Hampshire/NELAP (1012), Rhode Island (269) and Vermont (VT1012).

The following information is contained within this report: Sample Conditions summary, Analytical Results/Data, Quality Control data (if requested) and copies of the Chain of Custody. This report may not be reproduced except in full, without the the written approval of the laboratory.

If you have any questions regarding the results contained within, please feel free to directly contact me or the chemist(s) who performed the testing in question. Unless otherwise requested, we will dispose of the sample(s) 30 days from the sample receipt date.

We appreciate this opportunity to be of service and look forward to your continued patronage.

Sincerely,

Lorraine Olashaw, Lab Director

8.16.10
Date

7
# of pages (excluding cover letter)

SAMPLE CONDITIONS PAGE

Eastern Analytical, Inc. ID#: 91660

Client: **Freudenberg NOK (Bristol)** Client Designation: **Monthly Sample**

Temperature upon receipt (°C): 4 **Received on ice or cold packs (Yes/No): Y**

Lab ID	Sample ID	Date Received	Date Sampled	Sample Matrix	% Dry Weight	Exceptions/Comments (other than thermal preservation)
91660.01	RW-1	8/6/10	8/5/10	aqueous		Adheres to Sample Acceptance Policy

Samples were properly preserved and the pH measured when applicable unless otherwise noted. Analysis of solids for pH, Flashpoint, Ignitibility, Paint Filter, Corrosivity, Conductivity and Specific Gravity are reported on an "as received" basis.

All results contained in this report relate only to the above listed samples.

References include:

1) EPA 600/4-79-020, 1983
2) Standard Methods for Examination of Water and Wastewater : Inorganics, 19th Edition, 1995; Microbiology, 20th Edition, 1998
3) Test Methods for Evaluating Solid Waste SW 846 3rd Edition including updates IVA and IVB
4) Hach Water Analysis Handbook, 2nd edition, 1992

LABORATORY REPORT

Eastern Analytical, Inc. ID#: 91660

Client: **Freudenberg NOK (Bristol)** Client Designation: **Monthly Sample**

Sample ID:	RW-1
Lab Sample ID:	91660.01
Matrix:	aqueous
Date Sampled:	8/5/10
Date Received:	8/6/10
Units:	ug/l
Date of Analysis:	8/9/10
Analyst:	BAM
Method:	8260B
Dilution Factor:	100

Dichlorodifluoromethane	< 500
Chloromethane	< 200
Vinyl chloride	< 200
Bromomethane	< 200
Chloroethane	< 500
Trichlorofluoromethane	< 500
Diethyl Ether	< 500
Acetone	< 1000
1,1-Dichloroethene	< 100
tert-Butyl Alcohol (TBA)	< 3000
Methylene chloride	< 500
Carbon disulfide	< 200
Methyl-t-butyl ether(MTBE)	< 100
Ethyl-t-butyl ether(ETBE)	< 500
Isopropyl ether(DIPE)	< 500
tert-amyl methyl ether(TAME)	< 500
trans-1,2-Dichloroethene	< 100
1,1-Dichloroethane	< 100
2,2-Dichloropropane	< 100
cis-1,2-Dichloroethene	**5000**
2-Butanone(MEK)	< 1000
Bromochloromethane	< 100
Tetrahydrofuran(THF)	< 1000
Chloroform	< 100
1,1,1-Trichloroethane	**200**
Carbon tetrachloride	< 100
1,1-Dichloropropene	< 100
Benzene	< 100
1,2-Dichloroethane	< 100
Trichloroethene	**8400**
1,2-Dichloropropane	< 100
Dibromomethane	< 100
Bromodichloromethane	< 50
4-Methyl-2-pentanone(MIBK)	< 1000
cis-1,3-Dichloropropene	< 100
Toluene	**6100**
trans-1,3-Dichloropropene	< 100
1,1,2-Trichloroethane	< 100
2-Hexanone	< 1000
Tetrachloroethene	< 100
1,3-Dichloropropane	< 100
Dibromochloromethane	< 100
1,2-Dibromoethane(EDB)	< 200
Chlorobenzene	< 100
1,1,1,2-Tetrachloroethane	< 100
Ethylbenzene	< 100

LABORATORY REPORT

Eastern Analytical, Inc. ID#: 91660

Client: **Freudenberg NOK (Bristol)** Client Designation: **Monthly Sample**

Sample ID:	RW-1
Lab Sample ID:	91660.01
Matrix:	aqueous
Date Sampled:	8/5/10
Date Received:	8/6/10
Units:	ug/l
Date of Analysis:	8/9/10
Analyst:	BAM
Method:	8260B
Dilution Factor:	100
mp-Xylene	< 100
o-Xylene	< 100
Styrene	< 100
Bromoform	< 200
IsoPropylbenzene	< 100
Bromobenzene	< 100
1,1,2,2-Tetrachloroethane	< 100
1,2,3-Trichloropropane	< 100
n-Propylbenzene	< 100
2-Chlorotoluene	< 100
4-Chlorotoluene	< 100
1,3,5-Trimethylbenzene	< 100
tert-Butylbenzene	< 100
1,2,4-Trimethylbenzene	< 100
sec-Butylbenzene	< 100
1,3-Dichlorobenzene	< 100
p-Isopropyltoluene	< 100
1,4-Dichlorobenzene	< 100
1,2-Dichlorobenzene	< 100
n-Butylbenzene	< 100
1,2-Dibromo-3-chloropropane	< 200
1,3,5-Trichlorobenzene	< 100
1,2,4-Trichlorobenzene	< 100
Hexachlorobutadiene	< 50
Naphthalene	< 500
1,2,3-Trichlorobenzene	< 100
4-Bromofluorobenzene (surr)	**96 %R**
1,2-Dichlorobenzene-d4 (surr)	**104 %R**
Toluene-d8 (surr)	**99 %R**

LABORATORY REPORT

Eastern Analytical, Inc. ID#: 91660

Client: **Freudenberg NOK (Bristol)** Client Designation: **Monthly Sample**

Sample ID:	RW-1
Lab Sample ID:	91660.01
Matrix:	aqueous
Date Sampled:	8/5/10
Date Received:	8/6/10
Units:	ug/l
Date of Extraction/Preparation	8/10/10
Date of Analysis:	8/10/10
Analyst:	JMR
Method:	8270D
Dilution Factor:	1
Phenol	< 1
2-Chlorophenol	< 1
2,4-Dichlorophenol	< 1
2,4,5-Trichlorophenol	< 1
2,4,6-Trichlorophenol	< 1
Pentachlorophenol	< 5
2-Nitrophenol	< 1
4-Nitrophenol	< 5
2,4-Dinitrophenol	< 5
2-Methylphenol	**74**
3/4-Methylphenol	**6**
2,4-Dimethylphenol	< 1
4-Chloro-3-methylphenol	< 1
4,6-Dinitro-2-methylphenol	< 5
Benzoic Acid	< 50
N-Nitrosodimethylamine	< 1
n-Nitroso-di-n-propylamine	< 1
n-Nitrosodiphenylamine	< 1
bis(2-Chloroethyl)ether	< 1
bis(2-chloroisopropyl)ether	< 1
bis(2-Chloroethoxy)methane	< 1
1,3-Dichlorobenzene	< 1
1,4-Dichlorobenzene	< 1
1,2-Dichlorobenzene	**3**
1,2,4-Trichlorobenzene	< 1
2-Chloronaphthalene	< 1
4-Chlorophenyl-phenylether	< 1
4-Bromophenyl-phenylether	< 1
Hexachloroethane	< 1
Hexachlorobutadiene	< 1
Hexachlorocyclopentadiene	< 5
Hexachlorobenzene	< 1
4-Chloroaniline	< 1
2-Nitroaniline	< 5
3-Nitroaniline	< 1
4-Nitroaniline	< 1
Benzyl alcohol	< 5
Nitrobenzene	< 1
Isophorone	< 1
2,4-Dinitrotoluene	< 1
2,6-Dinitrotoluene	< 1
Benzidine (estimated)	< 5
3,3'-Dichlorobenzidine	< 1
Pyridine	< 5
Azobenzene	< 1

LABORATORY REPORT

Eastern Analytical, Inc. ID#: 91660

Client: **Freudenberg NOK (Bristol)** Client Designation: **Monthly Sample**

Sample ID:	RW-1
Lab Sample ID:	91660.01
Matrix:	aqueous
Date Sampled:	8/5/10
Date Received:	8/6/10
Units:	ug/l
Date of Extraction/Preparation	8/10/10
Date of Analysis:	8/10/10
Analyst:	JMR
Method:	8270D
Dilution Factor:	1
Carbazole	< 1
Dimethylphthalate	< 1
Diethylphthalate	< 1
Di-n-butylphthalate	< 5
Butylbenzylphthalate	< 1
bis(2-Ethylhexyl)phthalate	< 5
Di-n-octylphthalate	< 1
Dibenzofuran	< 1
Naphthalene	**1.1**
2-Methylnaphthalene	**1.5**
Acenaphthylene	< 0.1
Acenaphthene	< 0.1
Fluorene	**0.3**
Phenanthrene	**0.3**
Anthracene	< 0.1
Fluoranthene	< 0.1
Pyrene	< 0.1
Benzo[a]anthracene	< 0.1
Chrysene	< 0.1
Benzo[b]fluoranthene	< 0.1
Benzo[k]fluoranthene	< 0.1
Benzo[a]pyrene	< 0.1
Indeno[1,2,3-cd]pyrene	< 0.1
Dibenz[a,h]anthracene	< 0.1
Benzo[g,h,i]perylene	< 0.1
2-Fluorophenol (surr)	**42 %R**
Phenol-d6 (surr)	**29 %R**
2,4,6-Tribromophenol (surr)	**81 %R**
Nitrobenzene-D5 (surr)	**79 %R**
2-Fluorobiphenyl (surr)	**71 %R**
p-Terphenyl-D14 (surr)	**74 %R**

LABORATORY REPORT

Eastern Analytical, Inc. ID#: 91660

Client: **Freudenberg NOK (Bristol)** Client Designation: **Monthly Sample**

Sample ID:	RW-1
Lab Sample ID:	91660.01
Matrix:	aqueous
Date Sampled:	8/5/10
Date Received:	8/6/10
Units:	mg/L
Date of Extraction/Prep:	8/9/10
Date of Analysis:	8/10/10
Analyst:	JMR
Method:	8100mod
Dilution Factor:	1
TPH (C9-C40)	**0.5**
p-Terphenyl-D14 (TPH surr)	**82 %R**

eastern analytical, inc.

professional laboratory services

CHAIN-OF-CUSTODY RECORD

91660

Sample IDs	Date/Time *Composites need start and stop dates/times*	Matrix	Parameters and Sample Notes	# of containers
RW-1	8/5/10 1240	aqueous Grab or Comp	AqTot/ABN / TPH / 8260B Full list mg mg	4

☒ Sampler confirms ID and parameters are accurate

Circle preservative/s: HCL HNO_3 H_2SO_4 NaOH MEOH $Na_2S_2O_3$ ICE

Dissolved Sample Field Filtered ☐

Please ensure this auto COC is accurate, adheres to permit or sampling requirements for this sampling event, and modify as necessary.

EAI Project ID 337

Project Name Monthly Sample

State NH

Client (Pro Mgr) Jeff Mansfield

Customer Freudenberg NOK (Bristol)

Address P.O. Box 2001

City Bristol NH 03222-2001

Phone 744-2281 Fax 744-1616 (35)

EmailAddress: J2M@FNGP.com

Results Needed by: Preferred date 10 days

Notes about project: (i.e. Special Limits, Billing info if different...)

RW-1 Replacement Sample for ABN Analysis

QC deliverables

☒ A ☐ A+ ☐ B ☐ B+ ☐ C ☐ DE

ReportingOptions

☒ HC
☒ EDD PDF
☒ EDD email
☒ PDF prelim, NO FAX
☐ e-mail Login Confirmation

PONumber: P11B7032

Quote No:

Temperature 4 °C

Ice present Yes ☒ No ☐

Samples Collected by: Letty Lowe

Relinquished by	Date/Time	Received by
Letty Lowe	8/6/10 9:25hrs	Herb Lawson
N Lawson	8/6 12:37	N Zielinski

Relinquished by Date/Time Received by

eastern analytical, inc.
professional laboratory services

ACCREDITED IN ACCORDANCE WITH nelac

Jeff Mansfield
Freudenberg NOK (Bristol)
P.O. Box 2001
Bristol , NH 03222-2001

Subject: Laboratory Report

Eastern Analytical, Inc. ID: 91567
Client Identification: Monthly Sample
Date Received: 8/4/2010

Dear Mr. Mansfield :

Enclosed please find the laboratory report for the above identified project. All analyses were performed in accordance with our QA/QC Program. Unless otherwise stated, holding times, preservation techniques, container types, and sample conditions adhered to EPA Protocol. Samples which were collected by Eastern Analytical, Inc. (EAI) were collected in accordance with approved EPA procedures. Eastern Analytical, Inc. certifies that the enclosed test results meet all requirements of NELAP and other applicable state certifications. Please refer to our website at www.eailabs.com for a copy of our NELAP certificate and accredited parameters.

The following standard abbreviations and conventions apply to all EAI reports:

Solid samples are reported on a dry weight basis, unless otherwise noted
< : "less than" followed by the reporting limit
> : "greater than" followed by the reporting limit
%R : % Recovery

Eastern Analytical Inc. maintains certification in the following states: Connecticut (PH-0492), Maine (NH005), Massachusetts (M-NH005), New Hampshire/NELAP (1012), Rhode Island (269) and Vermont (VT1012).

The following information is contained within this report: Sample Conditions summary, Analytical Results/Data, Quality Control data (if requested) and copies of the Chain of Custody. This report may not be reproduced except in full, without the the written approval of the laboratory.

If you have any questions regarding the results contained within, please feel free to directly contact me or the chemist(s) who performed the testing in question. Unless otherwise requested, we will dispose of the sample(s) 30 days from the sample receipt date.

We appreciate this opportunity to be of service and look forward to your continued patronage.

Sincerely,

Lorraine Olashaw, Lab Director

8-16-10
Date

7
# of pages (excluding cover letter)

SAMPLE CONDITIONS PAGE

Eastern Analytical, Inc. ID#: 91567

Client: **Freudenberg NOK (Bristol)** Client Designation: **Monthly Sample**

Temperature upon receipt (°C): 4 **Received on ice or cold packs (Yes/No): Y**

Lab ID	Sample ID	Date Received	Date Sampled	Sample Matrix	% Dry Weight	Exceptions/Comments (other than thermal preservation)
91567.01	RW-1	8/4/10	8/4/10	aqueous		Cancelled at customer's request
91567.02	Before Filter / Influent	8/4/10	8/4/10	aqueous		Adheres to Sample Acceptance Policy
91567.03	After Filter / Effluent	8/4/10	8/4/10	aqueous		Adheres to Sample Acceptance Policy

Samples were properly preserved and the pH measured when applicable unless otherwise noted. Analysis of solids for pH, Flashpoint, Ignitibility, Paint Filter, Corrosivity, Conductivity and Specific Gravity are reported on an "as received" basis.

All results contained in this report relate only to the above listed samples.

References include:
1) EPA 600/4-79-020, 1983
2) Standard Methods for Examination of Water and Wastewater : Inorganics, 19th Edition, 1995; Microbiology, 20th Edition, 1998
3) Test Methods for Evaluating Solid Waste SW 846 3rd Edition including updates IVA and IVB
4) Hach Water Analysis Handbook, 2nd edition, 1992

LABORATORY REPORT

Eastern Analytical, Inc. ID#: 91567

Client: **Freudenberg NOK (Bristol)** Client Designation: **Monthly Sample**

Sample ID:	Before Filter / Influent	After Filter / Effluent
Lab Sample ID:	91567.02	91567.03
Matrix:	aqueous	aqueous
Date Sampled:	8/4/10	8/4/10
Date Received:	8/4/10	8/4/10
Units:	ug/l	ug/l
Date of Analysis:	8/5/10	8/5/10
Analyst:	BAM	BAM
Method:	8260B	8260B
Dilution Factor:	1	1
Dichlorodifluoromethane	< 5	< 5
Chloromethane	< 2	< 2
Vinyl chloride	< 2	< 2
Bromomethane	< 2	< 2
Chloroethane	< 5	< 5
Trichlorofluoromethane	< 5	< 5
Diethyl Ether	< 5	< 5
Acetone	< 10	< 10
1,1-Dichloroethene	< 1	< 1
tert-Butyl Alcohol (TBA)	< 30	< 30
Methylene chloride	< 5	< 5
Carbon disulfide	< 5	< 5
Methyl-t-butyl ether(MTBE)	< 5	< 5
Ethyl-t-butyl ether(ETBE)	< 5	< 5
Isopropyl ether(DIPE)	< 5	< 5
tert-amyl methyl ether(TAME)	< 5	< 5
trans-1,2-Dichloroethene	< 2	< 2
1,1-Dichloroethane	**3**	< 2
2,2-Dichloropropane	< 2	< 2
cis-1,2-Dichloroethene	**230**	< 2
2-Butanone(MEK)	< 10	< 10
Bromochloromethane	< 2	< 2
Tetrahydrofuran(THF)	< 10	< 10
Chloroform	< 2	< 2
1,1,1-Trichloroethane	**12**	< 2
Carbon tetrachloride	< 2	< 2
1,1-Dichloropropene	< 2	< 2
Benzene	< 1	< 1
1,2-Dichloroethane	< 2	< 2
Trichloroethene	**150**	< 2
1,2-Dichloropropane	< 2	< 2
Dibromomethane	< 2	< 2
Bromodichloromethane	< 0.5	< 0.5
4-Methyl-2-pentanone(MIBK)	< 10	< 10
cis-1,3-Dichloropropene	< 2	< 2
Toluene	**160**	< 1
trans-1,3-Dichloropropene	< 2	< 2
1,1,2-Trichloroethane	< 2	< 2
2-Hexanone	< 10	< 10
Tetrachloroethene	< 2	< 2
1,3-Dichloropropane	< 2	< 2
Dibromochloromethane	< 2	< 2
1,2-Dibromoethane(EDB)	< 2	< 2
Chlorobenzene	< 2	< 2
1,1,1,2-Tetrachloroethane	< 2	< 2
Ethylbenzene	< 1	< 1

LABORATORY REPORT

Eastern Analytical, Inc. ID#: 91567

Client: **Freudenberg NOK (Bristol)** Client Designation: **Monthly Sample**

Sample ID:	Before Filter / Influent	After Filter / Effluent
Lab Sample ID:	91567.02	91567.03
Matrix:	aqueous	aqueous
Date Sampled:	8/4/10	8/4/10
Date Received:	8/4/10	8/4/10
Units:	ug/l	ug/l
Date of Analysis:	8/5/10	8/5/10
Analyst:	BAM	BAM
Method:	8260B	8260B
Dilution Factor:	1	1
mp-Xylene	**4**	< 1
o-Xylene	**1**	< 1
Styrene	< 1	< 1
Bromoform	< 2	< 2
IsoPropylbenzene	< 1	< 1
Bromobenzene	< 2	< 2
1,1,2,2-Tetrachloroethane	< 2	< 2
1,2,3-Trichloropropane	< 2	< 2
n-Propylbenzene	< 1	< 1
2-Chlorotoluene	< 2	< 2
4-Chlorotoluene	< 2	< 2
1,3,5-Trimethylbenzene	< 1	< 1
tert-Butylbenzene	< 1	< 1
1,2,4-Trimethylbenzene	< 1	< 1
sec-Butylbenzene	< 1	< 1
1,3-Dichlorobenzene	< 1	< 1
p-Isopropyltoluene	< 1	< 1
1,4-Dichlorobenzene	< 1	< 1
1,2-Dichlorobenzene	< 1	< 1
n-Butylbenzene	< 1	< 1
1,2-Dibromo-3-chloropropane	< 2	< 2
1,3,5-Trichlorobenzene	< 1	< 1
1,2,4-Trichlorobenzene	< 1	< 1
Hexachlorobutadiene	< 0.5	< 0.5
Naphthalene	< 5	< 5
1,2,3-Trichlorobenzene	< 1	< 1
4-Bromofluorobenzene (surr)	**92 %R**	**91 %R**
1,2-Dichlorobenzene-d4 (surr)	**105 %R**	**108 %R**
Toluene-d8 (surr)	**103 %R**	**102 %R**

LABORATORY REPORT

Eastern Analytical, Inc. ID#: 91567

Client: **Freudenberg NOK (Bristol)** Client Designation: **Monthly Sample**

Sample ID:	Before Filter / Influent	After Filter / Effluent
Lab Sample ID:	91567.02	91567.03
Matrix:	aqueous	aqueous
Date Sampled:	8/4/10	8/4/10
Date Received:	8/4/10	8/4/10
Units:	ug/l	ug/l
Date of Extraction/Preparation	8/5/10	8/5/10
Date of Analysis:	8/5/10	8/5/10
Analyst:	BML	BML
Method:	8270D	8270D
Dilution Factor:	1	1
Phenol	< 1	< 1
2-Chlorophenol	< 1	< 1
2,4-Dichlorophenol	< 1	< 1
2,4,5-Trichlorophenol	< 1	< 1
2,4,6-Trichlorophenol	< 1	< 1
Pentachlorophenol	< 5	< 5
2-Nitrophenol	< 1	< 1
4-Nitrophenol	< 5	< 5
2,4-Dinitrophenol	< 5	< 5
2-Methylphenol	**13**	< 1
3/4-Methylphenol	**1**	< 1
2,4-Dimethylphenol	< 1	< 1
4-Chloro-3-methylphenol	< 1	< 1
4,6-Dinitro-2-methylphenol	< 5	< 5
Benzoic Acid	< 50	< 50
N-Nitrosodimethylamine	< 1	< 1
n-Nitroso-di-n-propylamine	< 1	< 1
n-Nitrosodiphenylamine	< 1	< 1
bis(2-Chloroethyl)ether	< 1	< 1
bis(2-chloroisopropyl)ether	< 1	< 1
bis(2-Chloroethoxy)methane	< 1	< 1
1,3-Dichlorobenzene	< 1	< 1
1,4-Dichlorobenzene	< 1	< 1
1,2-Dichlorobenzene	< 1	< 1
1,2,4-Trichlorobenzene	< 1	< 1
2-Chloronaphthalene	< 1	< 1
4-Chlorophenyl-phenylether	< 1	< 1
4-Bromophenyl-phenylether	< 1	< 1
Hexachloroethane	< 1	< 1
Hexachlorobutadiene	< 1	< 1
Hexachlorocyclopentadiene	< 5	< 5
Hexachlorobenzene	< 1	< 1
4-Chloroaniline	< 1	< 1
2-Nitroaniline	< 5	< 5
3-Nitroaniline	< 1	< 1
4-Nitroaniline	< 1	< 1
Benzyl alcohol	< 5	< 5
Nitrobenzene	< 1	< 1
Isophorone	< 1	< 1
2,4-Dinitrotoluene	< 1	< 1
2,6-Dinitrotoluene	< 1	< 1
Benzidine (estimated)	< 5	< 5
3,3'-Dichlorobenzidine	< 1	< 1
Pyridine	< 5	< 5
Azobenzene	< 1	< 1

LABORATORY REPORT

Eastern Analytical, Inc. ID#: 91567

Client: **Freudenberg NOK (Bristol)** Client Designation: **Monthly Sample**

Sample ID:	Before Filter / Influent	After Filter / Effluent
Lab Sample ID:	91567.02	91567.03
Matrix:	aqueous	aqueous
Date Sampled:	8/4/10	8/4/10
Date Received:	8/4/10	8/4/10
Units:	ug/l	ug/l
Date of Extraction/Preparation	8/5/10	8/5/10
Date of Analysis:	8/5/10	8/5/10
Analyst:	BML	BML
Method:	8270D	8270D
Dilution Factor:	1	1
Carbazole	< 1	< 1
Dimethylphthalate	< 1	< 1
Diethylphthalate	< 1	< 1
Di-n-butylphthalate	< 5	< 5
Butylbenzylphthalate	< 1	< 1
bis(2-Ethylhexyl)phthalate	< 5	< 5
Di-n-octylphthalate	< 1	< 1
Dibenzofuran	< 1	< 1
Naphthalene	**0.2**	< 0.1
2-Methylnaphthalene	**0.2**	< 0.1
Acenaphthylene	< 0.1	< 0.1
Acenaphthene	< 0.1	< 0.1
Fluorene	**0.1**	< 0.1
Phenanthrene	**0.2**	< 0.1
Anthracene	< 0.1	< 0.1
Fluoranthene	< 0.1	< 0.1
Pyrene	< 0.1	< 0.1
Benzo[a]anthracene	< 0.1	< 0.1
Chrysene	< 0.1	< 0.1
Benzo[b]fluoranthene	< 0.1	< 0.1
Benzo[k]fluoranthene	< 0.1	< 0.1
Benzo[a]pyrene	< 0.1	< 0.1
Indeno[1,2,3-cd]pyrene	< 0.1	< 0.1
Dibenz[a,h]anthracene	< 0.1	< 0.1
Benzo[g,h,i]perylene	< 0.1	< 0.1
2-Fluorophenol (surr)	**41 %R**	**44 %R**
Phenol-d6 (surr)	**29 %R**	**30 %R**
2,4,6-Tribromophenol (surr)	**82 %R**	**81 %R**
Nitrobenzene-D5 (surr)	**77 %R**	**82 %R**
2-Fluorobiphenyl (surr)	**73 %R**	**82 %R**
p-Terphenyl-D14 (surr)	**79 %R**	**80 %R**

LABORATORY REPORT

Eastern Analytical, Inc. ID#: 91567

Client: **Freudenberg NOK (Bristol)** Client Designation: **Monthly Sample**

Sample ID:	Before Filter / Influent	After Filter / Effluent
Lab Sample ID:	91567.02	91567.03
Matrix:	aqueous	aqueous
Date Sampled:	8/4/10	8/4/10
Date Received:	8/4/10	8/4/10
Units:	mg/L	mg/L
Date of Extraction/Prep:	8/5/10	8/5/10
Date of Analysis:	8/5/10	8/5/10
Analyst:	BML	BML
Method:	8100mod	8100mod
Dilution Factor:	1	1
TPH (C9-C40)	< 0.2	< 0.2
p-Terphenyl-D14 (TPH surr)	**82 %R**	**99 %R**

eastern analytical, inc.

professional laboratory services

CHAIN-OF-CUSTODY RECORD

91567

Sample IDs	Date/Time *Composites need start and stop dates/times*	Matrix	Parameters and Sample Notes	# of containers
RW-1	8/4/10 07:00	aqueous Grab or Comp	AqTot/VNH8260BFullList/TPHL1/ABN Cancelled by client. 8/5/10	4
☑ Sampler confirms ID and parameters are accurate			*Circle preservative/s:* HCL HNO_3 H_2SO_4 NaOH MEOH $Na_2S_2O_3$ ICE	Dissolved Sample Field Filtered ☐
Before Filter / Influent	8/4/10 07:10	aqueous Grab or Comp	AqTot/VNH8260BFullList/TPHL1/ABN	4
☑ Sampler confirms ID and parameters are accurate			*Circle preservative/s:* HCL HNO_3 H_2SO_4 NaOH MEOH $Na_2S_2O_3$ ICE	Dissolved Sample Field Filtered ☐
After Filter / Effluent	8/4/10 07:20	aqueous Grab or Comp	AqTot/VNH8260BFullList/TPHL1/ABN	4
☑ Sampler confirms ID and parameters are accurate			*Circle preservative/s:* HCL HNO_3 H_2SO_4 NaOH MEOH $Na_2S_2O_3$ ICE	Dissolved Sample Field Filtered ☐

Please ensure this auto COC is accurate, adheres to permit or sampling requirements for this sampling event, and modify as necessary.

EAI Project ID 337

Project Name Monthly Sample

State NH

Client (Pro Mgr) Jeff Mansfield

Customer Freudenberg NOK (Bristol)

Address P.O. Box 2001

City Bristol NH 03222-2001

Phone 744-2281 Fax 744-1616 (35)

EmailAddress: J2M@FNGP.com

Results Needed by: Preferred date 10 days

Notes about project: (i.e. Special Limits, Billing info if different...)

QC deliverables

☒ A ☐ A+ ☐ B ☐ B+ ☐ C ☐ DE

ReportingOptions

☒ HC
☒ EDD PDF
☒ EDD email
☐ PDF prelim, NO FAX
☐ e-mail Login Confirmation

PONumber: P11B7032

Quote No: 1005729

Temperature 4 °C

Ice present Yes ☒ No ☐

Samples Collected by: RB

Relinquished by	Date/Time	Received by
Williams	8/4/10 0830	Norman Cain
Norman Cain	8/4/10 1440	

Relinquished by Date/Time Received by

eastern analytical, inc.
professional laboratory services

ACCREDITED IN ACCORDANCE WITH nelac

Jeff Mansfield
Freudenberg NOK (Bristol)
P.O. Box 2001
Bristol , NH 03222-2001

Subject: Laboratory Report

Eastern Analytical, Inc. ID: 90628
Client Identification: Monthly Sample
Date Received: 7/7/2010

Dear Mr. Mansfield :

Enclosed please find the laboratory report for the above identified project. All analyses were performed in accordance with our QA/QC Program. Unless otherwise stated, holding times, preservation techniques, container types, and sample conditions adhered to EPA Protocol. Samples which were collected by Eastern Analytical, Inc. (EAI) were collected in accordance with approved EPA procedures. Eastern Analytical, Inc. certifies that the enclosed test results meet all requirements of NELAP and other applicable state certifications. Please refer to our website at www.eailabs.com for a copy of our NELAP certificate and accredited parameters.

The following standard abbreviations and conventions apply to all EAI reports:

Solid samples are reported on a dry weight basis, unless otherwise noted
< : "less than" followed by the reporting limit
> : "greater than" followed by the reporting limit
%R : % Recovery

Eastern Analytical Inc. maintains certification in the following states: Connecticut (PH-0492), Maine (NH005), Massachusetts (M-NH005), New Hampshire/NELAP (1012), Rhode Island (269) and Vermont (VT1012).

The following information is contained within this report: Sample Conditions summary, Analytical Results/Data, Quality Control data (if requested) and copies of the Chain of Custody. This report may not be reproduced except in full, without the the written approval of the laboratory.

If you have any questions regarding the results contained within, please feel free to directly contact me or the chemist(s) who performed the testing in question. Unless otherwise requested, we will dispose of the sample(s) 30 days from the sample receipt date.

We appreciate this opportunity to be of service and look forward to your continued patronage.

Sincerely,

Lorraine Olashaw, Lab Director

7.22.10
Date

7
# of pages (excluding cover letter)

SAMPLE CONDITIONS PAGE

Eastern Analytical, Inc. ID#: 90628

Client: **Freudenberg NOK (Bristol)** Client Designation: **Monthly Sample**

Temperature upon receipt (°C): 4 **Received on ice or cold packs (Yes/No): Y**

Lab ID	Sample ID	Date Received	Date Sampled	Sample Matrix	% Dry Weight	Exceptions/Comments (other than thermal preservation)
90628.01	RW-1	7/7/10	7/7/10	aqueous		Adheres to Sample Acceptance Policy
90628.02	Before Filter / Influent	7/7/10	7/7/10	aqueous		Adheres to Sample Acceptance Policy
90628.03	After Filter / Effluent	7/7/10	7/7/10	aqueous		Adheres to Sample Acceptance Policy

Samples were properly preserved and the pH measured when applicable unless otherwise noted. Analysis of solids for pH, Flashpoint, Ignitibility, Paint Filter, Corrosivity, Conductivity and Specific Gravity are reported on an "as received" basis.

All results contained in this report relate only to the above listed samples.

References include:
1) EPA 600/4-79-020, 1983
2) Standard Methods for Examination of Water and Wastewater : Inorganics, 19th Edition, 1995; Microbiology, 20th Edition, 1998
3) Test Methods for Evaluating Solid Waste SW 846 3rd Edition including updates IVA and IVB
4) Hach Water Analysis Handbook, 2nd edition, 1992

LABORATORY REPORT

Eastern Analytical, Inc. ID#: 90628

Client: **Freudenberg NOK (Bristol)** Client Designation: **Monthly Sample**

Sample ID:	RW-1	Before Filter / Influent	After Filter / Effluent
Lab Sample ID:	90628.01	90628.02	90628.03
Matrix:	aqueous	aqueous	aqueous
Date Sampled:	7/7/10	7/7/10	7/7/10
Date Received:	7/7/10	7/7/10	7/7/10
Units:	ug/l	ug/l	ug/l
Date of Analysis:	7/13/10	7/13/10	7/13/10
Analyst:	BAM	BAM	BAM
Method:	8260B	8260B	8260B
Dilution Factor:	100	1	1
Dichlorodifluoromethane	< 500	< 5	< 5
Chloromethane	< 200	< 2	< 2
Vinyl chloride	< 200	< 2	< 2
Bromomethane	< 200	< 2	< 2
Chloroethane	< 500	< 5	< 5
Trichlorofluoromethane	< 500	< 5	< 5
Diethyl Ether	< 500	< 5	< 5
Acetone	< 1000	< 10	< 10
1,1-Dichloroethene	< 100	< 1	< 1
tert-Butyl Alcohol (TBA)	< 3000	< 30	< 30
Methylene chloride	< 500	< 5	< 5
Carbon disulfide	< 200	< 5	< 5
Methyl-t-butyl ether(MTBE)	< 100	< 5	< 5
Ethyl-t-butyl ether(ETBE)	< 500	< 5	< 5
Isopropyl ether(DIPE)	< 500	< 5	< 5
tert-amyl methyl ether(TAME)	< 500	< 5	< 5
trans-1,2-Dichloroethene	< 100	< 2	< 2
1,1-Dichloroethane	< 100	**3**	< 2
2,2-Dichloropropane	< 100	< 2	< 2
cis-1,2-Dichloroethene	**5000**	**190**	< 2
2-Butanone(MEK)	< 1000	< 10	< 10
Bromochloromethane	< 100	< 2	< 2
Tetrahydrofuran(THF)	< 1000	< 10	< 10
Chloroform	< 100	< 2	< 2
1,1,1-Trichloroethane	**200**	**15**	< 2
Carbon tetrachloride	< 100	< 2	< 2
1,1-Dichloropropene	< 100	< 2	< 2
Benzene	< 100	< 1	< 1
1,2-Dichloroethane	< 100	< 2	< 2
Trichloroethene	**8900**	**120**	< 2
1,2-Dichloropropane	< 100	< 2	< 2
Dibromomethane	< 100	< 2	< 2
Bromodichloromethane	< 50	< 0.5	< 0.5
4-Methyl-2-pentanone(MIBK)	< 1000	< 10	< 10
cis-1,3-Dichloropropene	< 100	< 2	< 2
Toluene	**6600**	**170**	< 1
trans-1,3-Dichloropropene	< 100	< 2	< 2
1,1,2-Trichloroethane	< 100	< 2	< 2
2-Hexanone	< 1000	< 10	< 10
Tetrachloroethene	< 100	< 2	< 2
1,3-Dichloropropane	< 100	< 2	< 2
Dibromochloromethane	< 100	< 2	< 2
1,2-Dibromoethane(EDB)	< 200	< 2	< 2
Chlorobenzene	< 100	< 2	< 2
1,1,1,2-Tetrachloroethane	< 100	< 2	< 2
Ethylbenzene	< 100	**1**	< 1

LABORATORY REPORT

Eastern Analytical, Inc. ID#: 90628

Client: **Freudenberg NOK (Bristol)** Client Designation: **Monthly Sample**

Sample ID:	RW-1	Before Filter / Influent	After Filter / Effluent
Lab Sample ID:	90628.01	90628.02	90628.03
Matrix:	aqueous	aqueous	aqueous
Date Sampled:	7/7/10	7/7/10	7/7/10
Date Received:	7/7/10	7/7/10	7/7/10
Units:	ug/l	ug/l	ug/l
Date of Analysis:	7/13/10	7/13/10	7/13/10
Analyst:	BAM	BAM	BAM
Method:	8260B	8260B	8260B
Dilution Factor:	100	1	1
mp-Xylene	< 100	**5**	< 1
o-Xylene	< 100	**2**	< 1
Styrene	< 100	< 1	< 1
Bromoform	< 200	< 2	< 2
IsoPropylbenzene	< 100	< 1	< 1
Bromobenzene	< 100	< 2	< 2
1,1,2,2-Tetrachloroethane	< 100	< 2	< 2
1,2,3-Trichloropropane	< 100	< 2	< 2
n-Propylbenzene	< 100	< 1	< 1
2-Chlorotoluene	< 100	< 2	< 2
4-Chlorotoluene	< 100	< 2	< 2
1,3,5-Trimethylbenzene	< 100	< 1	< 1
tert-Butylbenzene	< 100	< 1	< 1
1,2,4-Trimethylbenzene	< 100	< 1	< 1
sec-Butylbenzene	< 100	< 1	< 1
1,3-Dichlorobenzene	< 100	< 1	< 1
p-Isopropyltoluene	< 100	< 1	< 1
1,4-Dichlorobenzene	< 100	< 1	< 1
1,2-Dichlorobenzene	< 100	< 1	< 1
n-Butylbenzene	< 100	< 1	< 1
1,2-Dibromo-3-chloropropane	< 200	< 2	< 2
1,3,5-Trichlorobenzene	< 100	< 1	< 1
1,2,4-Trichlorobenzene	< 100	< 1	< 1
Hexachlorobutadiene	< 50	< 0.5	< 0.5
Naphthalene	< 500	< 5	< 5
1,2,3-Trichlorobenzene	< 100	< 1	< 1
4-Bromofluorobenzene (surr)	**97 %R**	**98 %R**	**98 %R**
1,2-Dichlorobenzene-d4 (surr)	**101 %R**	**101 %R**	**101 %R**
Toluene-d8 (surr)	**100 %R**	**100 %R**	**101 %R**

LABORATORY REPORT

Eastern Analytical, Inc. ID#: 90628

Client: **Freudenberg NOK (Bristol)** Client Designation: **Monthly Sample**

Sample ID:	RW-1	Before Filter / Influent	After Filter / Effluent
Lab Sample ID:	90628.01	90628.02	90628.03
Matrix:	aqueous	aqueous	aqueous
Date Sampled:	7/7/10	7/7/10	7/7/10
Date Received:	7/7/10	7/7/10	7/7/10
Units:	ug/l	ug/l	ug/l
Date of Extraction/Preparation	7/9/10	7/9/10	7/9/10
Date of Analysis:	7/12/10	7/12/10	7/12/10
Analyst:	JMR	JMR	JMR
Method:	8270D	8270D	8270D
Dilution Factor:	1	1	1
Phenol	< 1	< 1	< 1
2-Chlorophenol	< 1	< 1	< 1
2,4-Dichlorophenol	< 1	< 1	< 1
2,4,5-Trichlorophenol	< 1	< 1	< 1
2,4,6-Trichlorophenol	< 1	< 1	< 1
Pentachlorophenol	< 5	< 5	< 5
2-Nitrophenol	< 1	< 1	< 1
4-Nitrophenol	< 5	< 5	< 5
2,4-Dinitrophenol	< 5	< 5	< 5
2-Methylphenol	**52**	**20**	< 1
3/4-Methylphenol	**6**	**2**	< 1
2,4-Dimethylphenol	< 1	< 1	< 1
4-Chloro-3-methylphenol	< 1	< 1	< 1
4,6-Dinitro-2-methylphenol	< 5	< 5	< 5
Benzoic Acid	< 50	< 50	< 50
N-Nitrosodimethylamine	< 1	< 1	< 1
n-Nitroso-di-n-propylamine	< 1	< 1	< 1
n-Nitrosodiphenylamine	< 1	< 1	< 1
bis(2-Chloroethyl)ether	< 1	< 1	< 1
bis(2-chloroisopropyl)ether	< 1	< 1	< 1
bis(2-Chloroethoxy)methane	< 1	< 1	< 1
1,3-Dichlorobenzene	< 1	< 1	< 1
1,4-Dichlorobenzene	**1**	< 1	< 1
1,2-Dichlorobenzene	**4**	< 1	< 1
1,2,4-Trichlorobenzene	< 1	< 1	< 1
2-Chloronaphthalene	< 1	< 1	< 1
4-Chlorophenyl-phenylether	< 1	< 1	< 1
4-Bromophenyl-phenylether	< 1	< 1	< 1
Hexachloroethane	< 1	< 1	< 1
Hexachlorobutadiene	< 1	< 1	< 1
Hexachlorocyclopentadiene	< 5	< 5	< 5
Hexachlorobenzene	< 1	< 1	< 1
4-Chloroaniline	< 1	< 1	< 1
2-Nitroaniline	< 5	< 5	< 5
3-Nitroaniline	< 1	< 1	< 1
4-Nitroaniline	< 1	< 1	< 1
Benzyl alcohol	< 5	**15**	< 5
Nitrobenzene	< 1	< 1	< 1
Isophorone	< 1	< 1	< 1
2,4-Dinitrotoluene	< 1	< 1	< 1
2,6-Dinitrotoluene	< 1	< 1	< 1
Benzidine (estimated)	< 5	< 5	< 5
3,3'-Dichlorobenzidine	< 1	< 1	< 1
Pyridine	< 5	< 5	< 5
Azobenzene	< 1	< 1	< 1

LABORATORY REPORT

Eastern Analytical, Inc. ID#: 90628

Client: **Freudenberg NOK (Bristol)** Client Designation: **Monthly Sample**

Sample ID:	RW-1	Before Filter / Influent	After Filter / Effluent
Lab Sample ID:	90628.01	90628.02	90628.03
Matrix:	aqueous	aqueous	aqueous
Date Sampled:	7/7/10	7/7/10	7/7/10
Date Received:	7/7/10	7/7/10	7/7/10
Units:	ug/l	ug/l	ug/l
Date of Extraction/Preparation	7/9/10	7/9/10	7/9/10
Date of Analysis:	7/12/10	7/12/10	7/12/10
Analyst:	JMR	JMR	JMR
Method:	8270D	8270D	8270D
Dilution Factor:	1	1	1
Carbazole	< 1	< 1	< 1
Dimethylphthalate	< 1	< 1	< 1
Diethylphthalate	< 1	< 1	< 1
Di-n-butylphthalate	< 5	< 5	< 5
Butylbenzylphthalate	< 1	< 1	< 1
bis(2-Ethylhexyl)phthalate	< 5	< 5	< 5
Di-n-octylphthalate	< 1	< 1	< 1
Dibenzofuran	< 1	< 1	< 1
Naphthalene	**1.3**	**0.3**	< 0.1
2-Methylnaphthalene	**1.6**	**0.4**	< 0.1
Acenaphthylene	< 0.1	< 0.1	< 0.1
Acenaphthene	< 0.1	< 0.1	< 0.1
Fluorene	**0.3**	**0.3**	< 0.1
Phenanthrene	**0.5**	**0.5**	< 0.1
Anthracene	**0.1**	< 0.1	< 0.1
Fluoranthene	**0.1**	**0.2**	< 0.1
Pyrene	**0.1**	**0.1**	< 0.1
Benzo[a]anthracene	< 0.1	< 0.1	< 0.1
Chrysene	< 0.1	< 0.1	< 0.1
Benzo[b]fluoranthene	< 0.1	**0.1**	< 0.1
Benzo[k]fluoranthene	< 0.1	< 0.1	< 0.1
Benzo[a]pyrene	< 0.1	< 0.1	< 0.1
Indeno[1,2,3-cd]pyrene	< 0.1	< 0.1	< 0.1
Dibenz[a,h]anthracene	< 0.1	< 0.1	< 0.1
Benzo[g,h,i]perylene	< 0.1	< 0.1	< 0.1
2-Fluorophenol (surr)	**48 %R**	**50 %R**	**50 %R**
Phenol-d6 (surr)	**34 %R**	**34 %R**	**34 %R**
2,4,6-Tribromophenol (surr)	**93 %R**	**95 %R**	**83 %R**
Nitrobenzene-D5 (surr)	**89 %R**	**95 %R**	**94 %R**
2-Fluorobiphenyl (surr)	**93 %R**	**97 %R**	**99 %R**
p-Terphenyl-D14 (surr)	**94 %R**	**99 %R**	**102 %R**

LABORATORY REPORT

Eastern Analytical, Inc. ID#: 90628

Client: **Freudenberg NOK (Bristol)** Client Designation: **Monthly Sample**

Sample ID:	RW-1	Before Filter / Influent	After Filter / Effluent
Lab Sample ID:	90628.01	90628.02	90628.03
Matrix:	aqueous	aqueous	aqueous
Date Sampled:	7/7/10	7/7/10	7/7/10
Date Received:	7/7/10	7/7/10	7/7/10
Units:	mg/L	mg/L	mg/L
Date of Extraction/Prep:	7/8/10	7/8/10	7/8/10
Date of Analysis:	7/8/10	7/8/10	7/8/10
Analyst:	LL	LL	LL
Method:	8100mod	8100mod	8100mod
Dilution Factor:	1	1	1
TPH (C9-C40)	**0.4**	**0.2**	< 0.2
p-Terphenyl-D14 (TPH surr)	**87 %R**	**97 %R**	**93 %R**

eastern analytical, inc.

professional laboratory services

CHAIN-OF-CUSTODY RECORD

90628

Sample IDs	Date/Time Composites need start and stop dates/times	Matrix	Parameters and Sample Notes	# of containers
RW-1	7/7/10 07:00	aqueous Grab or Comp	AqTot/VNH8260BFullList/TPHL1/ABN	4
☑ Sampler confirms ID and parameters are accurate			*Circle preservative/s:* HCL HNO_3 H_2SO_4 NaOH MEOH $Na_2S_2O_3$ ICE	Dissolved Sample Field Filtered ☐
Before Filter / Influent	7/7/10 07:10	aqueous Grab or Comp	AqTot/VNH8260BFullList/TPHL1/ABN	4
☑ Sampler confirms ID and parameters are accurate			*Circle preservative/s:* HCL HNO_3 H_2SO_4 NaOH MEOH $Na_2S_2O_3$ ICE	Dissolved Sample Field Filtered ☐
After Filter / Effluent	7/7/10 07:25	aqueous Grab or Comp	AqTot/VNH8260BFullList/TPHL1/ABN	4
☑ Sampler confirms ID and parameters are accurate			*Circle preservative/s:* HCL HNO_3 H_2SO_4 NaOH MEOH $Na_2S_2O_3$ ICE	Dissolved Sample Field Filtered ☐

Please ensure this auto COC is accurate, adheres to permit or sampling requirements for this sampling event, and modify as necessary.

EAI Project ID 337

Project Name Monthly Sample

State NH

Client (Pro Mgr) Jeff Mansfield

Customer Freudenberg NOK (Bristol)

Address P.O. Box 2001

City Bristol NH 03222-2001

Phone 744-2281 Fax 744-1616 (35)

EmailAddress: J2M@FNGP.com

Results Needed by: Preferred date 10 days

Notes about project: (i.e. Special Limits, Billing info if different...)

QC deliverables

☒ A ☐ A+ ☐ B ☐ B+ ☐ C ☐ DE

ReportingOptions

☒ HC
☒ EDD PDF
☒ EDD email
☐ PDF prelim, NO FAX
☐ e-mail Login Confirmation

PONumber: P11B7032

Quote No: 1005729

Temperature 4 °C

Ice present Yes ☑ No ☐

Samples Collected by: Brett Emmons BE

Relinquished by: Keth Journe Date/Time: 7/7/10 09:14 hrs. Received by: [illegible]

Relinquished by: [illegible] Date/Time: 7/7 14:15 Received by: [illegible]

PRELIMINARY ANALYTICAL RESULTS ATTACHED

The attached .pdf file contains results that have not been subjected to a final QA/QC review. If you have any questions, please contact us.

New Service Announcements

- EAI now performs **Haloacetic acids five (HAA5s)** for EPA Disinfection Byproducts Rule
- EAI now performs Method 504.1 for **EDB & DBCP**
- EAI now performs **Persulfate** analysis

Reminders...

- Special *municipal* discounts and *water* system prices are available at EAI.
- EAI has **Brownfields** & QAPP experience!
- **EPH & VPH** analyses available
- **PCB** services for water, soil, concrete and caulk
- Extensive experience with river discharge studies & WW characterization evaluations.
- EAIFS offers **Direct Push Geoprobe® Services**: Soil vapor survey, Groundwater mini-well installation and sampling, Soil core sampling, ChemOx injections and Well decommissioning.

For more information about any of these topics or EAI services, please contact Scott Kelley.

Upcoming Events

- June 6-9, 2010 - NEWEA Spring Meeting & Exhibition at the Cliff House Resort in Ogunquit, Maine
- September 14, 2010 - GSRWA 5th Annual Operator Field Day & Trade Show at the Mount Sunapee Resort in Newbury, NH
- October 7, 2010 - 4th Annual Joint Engineering Societies Conference at The Executive Court Banquet Facility at the Yard in Manchester, NH
- October 18-21, 2010 - The Annual Conference on Soils, Sediments, Water and Energy at the University of Massachusetts in Amherst, MA
- October 20, 2010 - NH Water Works Assoc. Drinking Water Expo & Trade Show at the Grappone Conference Center in Concord, NH
- November 4, 2010 - GMWEA Fall Conference and Trade Show at the Sheraton Hotel in Burlington, VT
- November 18-19, 2010 - NH Local Government Center Annual Conference at the Radisson in Manchester, NH

Paperless Reporting

EAI is proposing paperless in 2010. If you are interested in receiving your reports by PDF electronically only and no longer receiving fax and hard copy reports, please contact Pam Gagnon in the front office to update your account. We appreciate your assistance and feedback throughout this process. EAI has multiple electronic report formats available.

LABORATORY REPORT

Eastern Analytical, Inc. ID#: 89690

Client: **Freudenberg NOK (Bristol)** Client Designation: **Monthly Sample**

Sample ID:	RW-1	Before Filter / Influent	After Filter / Effluent
Lab Sample ID:	89690.01	89690.02	89690.03
Matrix:	aqueous	aqueous	aqueous
Date Sampled:	6/2/10	6/2/10	6/2/10
Date Received:	6/2/10	6/2/10	6/2/10
Units:	ug/l	ug/l	ug/l
Date of Analysis:	6/4/10	6/4/10	6/4/10
Analyst:	KJP	KJP	KJP
Method:	8260B	8260B	8260B
Dilution Factor:	100	1	1
Dichlorodifluoromethane	< 500	< 5	< 5
Chloromethane	< 200	< 2	< 2
Vinyl chloride	< 200	< 2	< 2
Bromomethane	< 200	< 2	< 2
Chloroethane	< 500	< 5	< 5
Trichlorofluoromethane	< 500	< 5	< 5
Diethyl Ether	< 500	< 5	< 5
Acetone	< 1000	< 10	< 10
1,1-Dichloroethene	< 100	< 1	< 1
tert-Butyl Alcohol (TBA)	< 3000	< 30	< 30
Methylene chloride	< 500	< 5	< 5
Carbon disulfide	< 200	< 5	< 5
Methyl-t-butyl ether(MTBE)	< 100	< 5	< 5
Ethyl-t-butyl ether(ETBE)	< 500	< 5	< 5
Isopropyl ether(DIPE)	< 500	< 5	< 5
tert-amyl methyl ether(TAME)	< 500	< 5	< 5
trans-1,2-Dichloroethene	< 100	< 2	< 2
1,1-Dichloroethane	< 100	**4**	< 2
2,2-Dichloropropane	< 100	< 2	< 2
cis-1,2-Dichloroethene	**5600**	**290**	< 2
2-Butanone(MEK)	< 1000	< 10	< 10
Bromochloromethane	< 100	< 2	< 2
Tetrahydrofuran(THF)	< 1000	< 10	< 10
Chloroform	< 100	< 2	< 2
1,1,1-Trichloroethane	**200**	**27**	< 2
Carbon tetrachloride	< 100	< 2	< 2
1,1-Dichloropropene	< 100	< 2	< 2
Benzene	< 100	< 1	< 1
1,2-Dichloroethane	< 100	< 2	< 2
Trichloroethene	**10000**	**180**	< 2
1,2-Dichloropropane	< 100	< 2	< 2
Dibromomethane	< 100	< 2	< 2
Bromodichloromethane	< 50	< 0.5	< 0.5
4-Methyl-2-pentanone(MIBK)	< 1000	< 10	< 10
cis-1,3-Dichloropropene	< 100	< 2	< 2
Toluene	**7100**	**210**	< 1
trans-1,3-Dichloropropene	< 100	< 2	< 2
1,1,2-Trichloroethane	< 100	< 2	< 2
2-Hexanone	< 1000	< 10	< 10
Tetrachloroethene	< 100	< 2	< 2
1,3-Dichloropropane	< 100	< 2	< 2
Dibromochloromethane	< 100	< 2	< 2
1,2-Dibromoethane(EDB)	< 200	< 2	< 2
Chlorobenzene	< 100	< 2	< 2
1,1,1,2-Tetrachloroethane	< 100	< 2	< 2
Ethylbenzene	< 100	**2**	< 1

LABORATORY REPORT

Eastern Analytical, Inc. ID#: 89690

Client: **Freudenberg NOK (Bristol)** Client Designation: **Monthly Sample**

Sample ID:	RW-1	Before Filter / Influent	After Filter / Effluent
Lab Sample ID:	89690.01	89690.02	89690.03
Matrix:	aqueous	aqueous	aqueous
Date Sampled:	6/2/10	6/2/10	6/2/10
Date Received:	6/2/10	6/2/10	6/2/10
Units:	ug/l	ug/l	ug/l
Date of Analysis:	6/4/10	6/4/10	6/4/10
Analyst:	KJP	KJP	KJP
Method:	8260B	8260B	8260B
Dilution Factor:	100	1	1
mp-Xylene	< 100	**7**	< 1
o-Xylene	< 100	**2**	< 1
Styrene	< 100	< 1	< 1
Bromoform	< 200	< 2	< 2
IsoPropylbenzene	< 100	< 1	< 1
Bromobenzene	< 100	< 2	< 2
1,1,2,2-Tetrachloroethane	< 100	< 2	< 2
1,2,3-Trichloropropane	< 100	< 2	< 2
n-Propylbenzene	< 100	< 1	< 1
2-Chlorotoluene	< 100	< 2	< 2
4-Chlorotoluene	< 100	< 2	< 2
1,3,5-Trimethylbenzene	< 100	< 1	< 1
tert-Butylbenzene	< 100	< 1	< 1
1,2,4-Trimethylbenzene	< 100	< 1	< 1
sec-Butylbenzene	< 100	< 1	< 1
1,3-Dichlorobenzene	< 100	< 1	< 1
p-Isopropyltoluene	< 100	< 1	< 1
1,4-Dichlorobenzene	< 100	< 1	< 1
1,2-Dichlorobenzene	< 100	< 1	< 1
n-Butylbenzene	< 100	< 1	< 1
1,2-Dibromo-3-chloropropane	< 200	< 2	< 2
1,3,5-Trichlorobenzene	< 100	< 1	< 1
1,2,4-Trichlorobenzene	< 100	< 1	< 1
Hexachlorobutadiene	< 50	< 0.5	< 0.5
Naphthalene	< 500	< 5	< 5
1,2,3-Trichlorobenzene	< 100	< 1	< 1
4-Bromofluorobenzene (surr)	**93 %R**	**95 %R**	**93 %R**
1,2-Dichlorobenzene-d4 (surr)	**107 %R**	**101 %R**	**108 %R**
Toluene-d8 (surr)	**98 %R**	**98 %R**	**98 %R**

LABORATORY REPORT

Eastern Analytical, Inc. ID#: 89690

Client: **Freudenberg NOK (Bristol)** Client Designation: **Monthly Sample**

Sample ID:	RW-1	Before Filter / Influent	After Filter / Effluent
Lab Sample ID:	89690.01	89690.02	89690.03
Matrix:	aqueous	aqueous	aqueous
Date Sampled:	6/2/10	6/2/10	6/2/10
Date Received:	6/2/10	6/2/10	6/2/10
Units:	ug/l	ug/l	ug/l
Date of Extraction/Preparation	6/3/10	6/3/10	6/3/10
Date of Analysis:	6/7/10	6/7/10	6/7/10
Analyst:	JMR	JMR	JMR
Method:	8270D	8270D	8270D
Dilution Factor:	1	1	1
Phenol	< 1	< 1	< 1
2-Chlorophenol	< 1	< 1	< 1
2,4-Dichlorophenol	< 1	< 1	< 1
2,4,5-Trichlorophenol	< 1	< 1	< 1
2,4,6-Trichlorophenol	< 1	< 1	< 1
Pentachlorophenol	< 5	< 5	< 6
2-Nitrophenol	< 5	< 5	< 6
4-Nitrophenol	< 5	< 5	< 6
2,4-Dinitrophenol	< 5	< 5	< 6
2-Methylphenol	**35**	**28**	< 1
3/4-Methylphenol	**4**	**2**	< 1
2,4-Dimethylphenol	< 1	< 1	< 1
4-Chloro-3-methylphenol	< 1	< 1	< 1
4,6-Dinitro-2-methylphenol	< 5	< 5	< 6
Benzoic Acid	< 50	< 50	< 60
N-Nitrosodimethylamine	< 1	< 1	< 1
n-Nitroso-di-n-propylamine	< 1	< 1	< 1
n-Nitrosodiphenylamine	< 1	< 1	< 1
bis(2-Chloroethyl)ether	< 1	< 1	< 1
bis(2-chloroisopropyl)ether	< 1	< 1	< 1
bis(2-Chloroethoxy)methane	< 1	< 1	< 1
1,3-Dichlorobenzene	< 1	< 1	< 1
1,4-Dichlorobenzene	**1**	< 1	< 1
1,2-Dichlorobenzene	**4**	< 1	< 1
1,2,4-Trichlorobenzene	< 1	< 1	< 1
2-Chloronaphthalene	< 1	< 1	< 1
4-Chlorophenyl-phenylether	< 1	< 1	< 1
4-Bromophenyl-phenylether	< 1	< 1	< 1
Hexachloroethane	< 1	< 1	< 1
Hexachlorobutadiene	< 1	< 1	< 1
Hexachlorocyclopentadiene	< 5	< 5	< 6
Hexachlorobenzene	< 1	< 1	< 1
4-Chloroaniline	< 1	< 1	< 1
2-Nitroaniline	< 5	< 5	< 6
3-Nitroaniline	< 5	< 5	< 6
4-Nitroaniline	< 5	< 5	< 6
Benzyl alcohol	**5**	**5**	< 1
Nitrobenzene	< 1	< 1	< 1
Isophorone	< 1	< 1	< 1
2,4-Dinitrotoluene	< 5	< 5	< 5
2,6-Dinitrotoluene	< 1	< 1	< 1
Benzidine (estimated)	< 5	< 5	< 6
3,3'-Dichlorobenzidine	< 1	< 1	< 1
Pyridine	< 5	< 5	< 6
Azobenzene	< 1	< 1	< 1

LABORATORY REPORT

Eastern Analytical, Inc. ID#: 89690

Client: **Freudenberg NOK (Bristol)** Client Designation: **Monthly Sample**

Sample ID:	RW-1	Before Filter / Influent	After Filter / Effluent
Lab Sample ID:	89690.01	89690.02	89690.03
Matrix:	aqueous	aqueous	aqueous
Date Sampled:	6/2/10	6/2/10	6/2/10
Date Received:	6/2/10	6/2/10	6/2/10
Units:	ug/l	ug/l	ug/l
Date of Extraction/Preparation	6/3/10	6/3/10	6/3/10
Date of Analysis:	6/7/10	6/7/10	6/7/10
Analyst:	JMR	JMR	JMR
Method:	8270D	8270D	8270D
Dilution Factor:	1	1	1
Carbazole	< 1	< 1	< 1
Dimethylphthalate	< 1	< 1	< 1
Diethylphthalate	< 1	< 1	< 1
Di-n-butylphthalate	< 5	< 5	< 6
Butylbenzylphthalate	< 1	< 1	< 1
bis(2-Ethylhexyl)phthalate	< 5	< 5	< 6
Di-n-octylphthalate	< 1	< 1	< 1
Dibenzofuran	< 1	< 1	< 1
Naphthalene	**1.5**	**0.5**	< 0.1
2-Methylnaphthalene	**2.0**	**0.6**	< 0.1
Acenaphthylene	< 0.1	< 0.1	< 0.1
Acenaphthene	< 0.1	< 0.1	< 0.1
Fluorene	**0.4**	**0.2**	< 0.1
Phenanthrene	**0.6**	**0.5**	< 0.1
Anthracene	< 0.1	< 0.1	< 0.1
Fluoranthene	< 0.1	< 0.1	< 0.1
Pyrene	< 0.1	< 0.1	< 0.1
Benzo[a]anthracene	< 0.1	< 0.1	< 0.1
Chrysene	< 0.1	< 0.1	< 0.1
Benzo[b]fluoranthene	< 0.1	< 0.1	< 0.1
Benzo[k]fluoranthene	< 0.1	< 0.1	< 0.1
Benzo[a]pyrene	< 0.1	< 0.1	< 0.1
Indeno[1,2,3-cd]pyrene	< 0.1	< 0.1	< 0.1
Dibenz[a,h]anthracene	< 0.5	< 0.5	< 0.5
Benzo[g,h,i]perylene	< 0.1	< 0.1	< 0.1
2-Fluorophenol (surr)	**50 %R**	**48 %R**	**55 %R**
Phenol-d6 (surr)	**35 %R**	**32 %R**	**38 %R**
2,4,6-Tribromophenol (surr)	**97 %R**	**98 %R**	**95 %R**
Nitrobenzene-D5 (surr)	**89 %R**	**90 %R**	**88 %R**
2-Fluorobiphenyl (surr)	**80 %R**	**82 %R**	**83 %R**
p-Terphenyl-D14 (surr)	**93 %R**	**95 %R**	**90 %R**

LABORATORY REPORT

Eastern Analytical, Inc. ID#: 89690

Client: **Freudenberg NOK (Bristol)** Client Designation: **Monthly Sample**

Sample ID:	RW-1	Before Filter / Influent	After Filter / Effluent
Lab Sample ID:	89690.01	89690.02	89690.03
Matrix:	aqueous	aqueous	aqueous
Date Sampled:	6/2/10	6/2/10	6/2/10
Date Received:	6/2/10	6/2/10	6/2/10
Units:	mg/L	mg/L	mg/L
Date of Extraction/Prep:	6/3/10	6/3/10	6/3/10
Date of Analysis:	6/3/10	6/3/10	6/3/10
Analyst:	JW	JW	JW
Method:	8100mod	8100mod	8100mod
Dilution Factor:	1	1	1
TPH (C9-C40)	**0.3**	< 0.2	< 0.2
p-Terphenyl-D14 (TPH surr)	**87 %R**	**91 %R**	**78 %R**

Jeff Mansfield
Freudenberg NOK (Bristol)
P.O. Box 2001
Bristol, NH 03222-2001

ACCREDITED IN ACCORDANCE WITH nelac

Subject: Laboratory Report

Eastern Analytical, Inc. ID: 87970
Client Identification: Monthly Sample
Date Received: 4/7/2010

Dear Mr. Mansfield:

Enclosed please find the laboratory report for the above identified project. All analyses were performed in accordance with our QA/QC Program. Unless otherwise stated, holding times, preservation techniques, container types, and sample conditions adhered to EPA Protocol. Samples which were collected by Eastern Analytical, Inc. (EAI) were collected in accordance with approved EPA procedures. Eastern Analytical, Inc. certifies that the enclosed test results meet all requirements of NELAP and other applicable state certifications. Please refer to our website at www.eailabs.com for a copy of our NELAP certificate and accredited parameters.

The following standard abbreviations and conventions apply to all EAI reports:

Solid samples are reported on a dry weight basis, unless otherwise noted
< : "less than" followed by the reporting limit
> : "greater than" followed by the reporting limit
%R : % Recovery

Eastern Analytical Inc. maintains certification in the following states: Connecticut (PH-0492), Maine (NH005), Massachusetts (M-NH005), New Hampshire/NELAP (1012), Rhode Island (269) and Vermont (VT1012).

The following information is contained within this report: Sample Conditions summary, Analytical Results/Data, Quality Control data (if requested) and copies of the Chain of Custody. This report may not be reproduced except in full, without the the written approval of the laboratory.

If you have any questions regarding the results contained within, please feel free to directly contact me or the chemist(s) who performed the testing in question. Unless otherwise requested, we will dispose of the sample(s) 30 days from the sample receipt date.

We appreciate this opportunity to be of service and look forward to your continued patronage.

Sincerely,

Lorraine Olashaw, Lab Director | 4.22.10 Date | 7 # of pages (excluding cover letter)

SAMPLE CONDITIONS PAGE

Eastern Analytical, Inc. ID#: 87970

Client: **Freudenberg NOK (Bristol)** Client Designation: **Monthly Sample**

Temperature upon receipt (°C): 4 **Received on ice or cold packs (Yes/No): Y**

Lab ID	Sample ID	Date Received	Date Sampled	Sample Matrix	% Dry Weight	Exceptions/Comments (other than thermal preservation)
87970.01	RW-1	4/7/10	4/7/10	aqueous		Adheres to Sample Acceptance Policy
87970.02	Before Filter / Influent	4/7/10	4/7/10	aqueous		Adheres to Sample Acceptance Policy
87970.03	After Filter / Effluent	4/7/10	4/7/10	aqueous		Adheres to Sample Acceptance Policy

Samples were properly preserved and the pH measured when applicable unless otherwise noted. Analysis of solids for pH, Flashpoint, Ignitibility, Paint Filter, Corrosivity, Conductivity and Specific Gravity are reported on an "as received" basis.

All results contained in this report relate only to the above listed samples.

References include:
1) EPA 600/4-79-020, 1983
2) Standard Methods for Examination of Water and Wastewater : Inorganics, 19th Edition, 1995; Microbiology, 20th Edition, 1998
3) Test Methods for Evaluating Solid Waste SW 846 3rd Edition including updates IVA and IVB
4) Hach Water Analysis Handbook, 2nd edition, 1992

LABORATORY REPORT

Eastern Analytical, Inc. ID#: 87970

Client: **Freudenberg NOK (Bristol)** Client Designation: **Monthly Sample**

Sample ID:	RW-1	Before Filter / Influent	After Filter / Effluent
Lab Sample ID:	87970.01	87970.02	87970.03
Matrix:	aqueous	aqueous	aqueous
Date Sampled:	4/7/10	4/7/10	4/7/10
Date Received:	4/7/10	4/7/10	4/7/10
Units:	ug/l	ug/l	ug/l
Date of Analysis:	4/9/10	4/10/10	4/10/10
Analyst:	VG	VG	VG
Method:	8260B	8260B	8260B
Dilution Factor:	100	1	1
Dichlorodifluoromethane	< 500	< 5	< 5
Chloromethane	< 200	< 2	< 2
Vinyl chloride	< 200	< 2	< 2
Bromomethane	< 200	< 2	< 2
Chloroethane	< 500	< 5	< 5
Trichlorofluoromethane	< 500	< 5	< 5
Diethyl Ether	< 500	< 5	< 5
Acetone	< 1000	< 10	< 10
1,1-Dichloroethene	< 100	< 1	< 1
tert-Butyl Alcohol (TBA)	< 3000	< 30	< 30
Methylene chloride	< 500	< 5	< 5
Carbon disulfide	< 200	< 5	< 5
Methyl-t-butyl ether(MTBE)	< 100	< 5	< 5
Ethyl-t-butyl ether(ETBE)	< 500	< 5	< 5
Isopropyl ether(DIPE)	< 500	< 5	< 5
tert-amyl methyl ether(TAME)	< 500	< 5	< 5
trans-1,2-Dichloroethene	< 100	< 2	< 2
1,1-Dichloroethane	< 100	< 2	< 2
2,2-Dichloropropane	< 100	< 2	< 2
cis-1,2-Dichloroethene	**5300**	**120**	< 2
2-Butanone(MEK)	< 1000	< 10	< 10
Bromochloromethane	< 100	< 2	< 2
Tetrahydrofuran(THF)	< 1000	< 10	< 10
Chloroform	< 100	< 2	< 2
1,1,1-Trichloroethane	**300**	**8**	< 2
Carbon tetrachloride	< 100	< 2	< 2
1,1-Dichloropropene	< 100	< 2	< 2
Benzene	< 100	< 1	< 1
1,2-Dichloroethane	< 100	< 2	< 2
Trichloroethene	**8900**	**110**	< 2
1,2-Dichloropropane	< 100	< 2	< 2
Dibromomethane	< 100	< 2	< 2
Bromodichloromethane	< 50	< 0.5	< 0.5
4-Methyl-2-pentanone(MIBK)	< 1000	< 10	< 10
cis-1,3-Dichloropropene	< 100	< 2	< 2
Toluene	**8000**	**80**	< 1
trans-1,3-Dichloropropene	< 100	< 2	< 2
1,1,2-Trichloroethane	< 100	< 2	< 2
2-Hexanone	< 1000	< 10	< 10
Tetrachloroethene	< 100	< 2	< 2
1,3-Dichloropropane	< 100	< 2	< 2
Dibromochloromethane	< 100	< 2	< 2
1,2-Dibromoethane(EDB)	< 200	< 2	< 2
Chlorobenzene	< 100	< 2	< 2
1,1,1,2-Tetrachloroethane	< 100	< 2	< 2
Ethylbenzene	< 100	< 1	< 1

LABORATORY REPORT

Eastern Analytical, Inc. ID#: 87970

Client: **Freudenberg NOK (Bristol)** Client Designation: **Monthly Sample**

Sample ID:	RW-1	Before Filter / Influent	After Filter / Effluent
Lab Sample ID:	87970.01	87970.02	87970.03
Matrix:	aqueous	aqueous	aqueous
Date Sampled:	4/7/10	4/7/10	4/7/10
Date Received:	4/7/10	4/7/10	4/7/10
Units:	ug/l	ug/l	ug/l
Date of Analysis:	4/9/10	4/10/10	4/10/10
Analyst:	VG	VG	VG
Method:	8260B	8260B	8260B
Dilution Factor:	100	1	1
mp-Xylene	**100**	**2**	< 1
o-Xylene	< 100	< 1	< 1
Styrene	< 100	< 1	< 1
Bromoform	< 200	< 2	< 2
IsoPropylbenzene	< 100	< 1	< 1
Bromobenzene	< 100	< 2	< 2
1,1,2,2-Tetrachloroethane	< 100	< 2	< 2
1,2,3-Trichloropropane	< 100	< 2	< 2
n-Propylbenzene	< 100	< 1	< 1
2-Chlorotoluene	< 100	< 2	< 2
4-Chlorotoluene	< 100	< 2	< 2
1,3,5-Trimethylbenzene	< 100	< 1	< 1
tert-Butylbenzene	< 100	< 1	< 1
1,2,4-Trimethylbenzene	< 100	< 1	< 1
sec-Butylbenzene	< 100	< 1	< 1
1,3-Dichlorobenzene	< 100	< 1	< 1
p-Isopropyltoluene	< 100	< 1	< 1
1,4-Dichlorobenzene	< 100	< 1	< 1
1,2-Dichlorobenzene	< 100	< 1	< 1
n-Butylbenzene	< 100	< 1	< 1
1,2-Dibromo-3-chloropropane	< 200	< 2	< 2
1,3,5-Trichlorobenzene	< 100	< 1	< 1
1,2,4-Trichlorobenzene	< 100	< 1	< 1
Hexachlorobutadiene	< 50	< 0.5	< 0.5
Naphthalene	< 500	< 5	< 5
1,2,3-Trichlorobenzene	< 100	< 1	< 1
4-Bromofluorobenzene (surr)	**93 %R**	**97 %R**	**93 %R**
1,2-Dichlorobenzene-d4 (surr)	**98 %R**	**101 %R**	**102 %R**
Toluene-d8 (surr)	**102 %R**	**102 %R**	**101 %R**

LABORATORY REPORT

Eastern Analytical, Inc. ID#: 87970

Client: **Freudenberg NOK (Bristol)** Client Designation: **Monthly Sample**

Sample ID:	RW-1	Before Filter / Influent	After Filter / Effluent
Lab Sample ID:	87970.01	87970.02	87970.03
Matrix:	aqueous	aqueous	aqueous
Date Sampled:	4/7/10	4/7/10	4/7/10
Date Received:	4/7/10	4/7/10	4/7/10
Units:	ug/l	ug/l	ug/l
Date of Extraction/Preparation	4/9/10	4/9/10	4/9/10
Date of Analysis:	4/14/10	4/14/10	4/14/10
Analyst:	JMR	JMR	JMR
Method:	8270D	8270D	8270D
Dilution Factor:	1	1	1
Phenol	< 1	< 1	< 1
2-Chlorophenol	< 1	< 1	< 1
2,4-Dichlorophenol	< 1	< 1	< 1
2,4,5-Trichlorophenol	< 1	< 1	< 1
2,4,6-Trichlorophenol	< 1	< 1	< 1
Pentachlorophenol	< 5	< 6	< 5
2-Nitrophenol	< 1	< 1	< 1
4-Nitrophenol	< 5	< 6	< 5
2,4-Dinitrophenol	< 5	< 6	< 5
2-Methylphenol	**30**	**21**	< 1
3/4-Methylphenol	**4**	**2**	< 1
2,4-Dimethylphenol	< 1	< 1	< 1
4-Chloro-3-methylphenol	< 1	< 1	< 1
4,6-Dinitro-2-methylphenol	< 5	< 6	< 5
Benzoic Acid	< 5	< 6	< 5
N-Nitrosodimethylamine	< 1	< 1	< 1
n-Nitroso-di-n-propylamine	< 1	< 1	< 1
n-Nitrosodiphenylamine	< 1	< 1	< 1
bis(2-Chloroethyl)ether	< 1	< 1	< 1
bis(2-chloroisopropyl)ether	< 1	< 1	< 1
bis(2-Chloroethoxy)methane	< 1	< 1	< 1
1,3-Dichlorobenzene	< 1	< 1	< 1
1,4-Dichlorobenzene	**1**	< 1	< 1
1,2-Dichlorobenzene	**5**	< 1	< 1
1,2,4-Trichlorobenzene	< 1	< 1	< 1
2-Chloronaphthalene	< 1	< 1	< 1
4-Chlorophenyl-phenylether	< 1	< 1	< 1
4-Bromophenyl-phenylether	< 1	< 1	< 1
Hexachloroethane	< 1	< 1	< 1
Hexachlorobutadiene	< 1	< 1	< 1
Hexachlorocyclopentadiene	< 5	< 6	< 5
Hexachlorobenzene	< 1	< 1	< 1
4-Chloroaniline	< 1	< 1	< 1
2-Nitroaniline	< 5	< 6	< 5
3-Nitroaniline	< 1	< 1	< 1
4-Nitroaniline	< 1	< 1	< 1
Benzyl alcohol	**4**	**2**	< 1
Nitrobenzene	< 1	< 1	< 1
Isophorone	< 1	< 1	< 1
2,4-Dinitrotoluene	< 1	< 1	< 1
2,6-Dinitrotoluene	< 1	< 1	< 1
Benzidine (estimated)	< 5	< 6	< 5
3,3'-Dichlorobenzidine	< 1	< 1	< 1
Pyridine	< 5	< 6	< 5
Azobenzene	< 1	< 1	< 1

LABORATORY REPORT

Eastern Analytical, Inc. ID#: 87970

Client: **Freudenberg NOK (Bristol)** Client Designation: **Monthly Sample**

Sample ID:	RW-1	Before Filter / Influent	After Filter / Effluent
Lab Sample ID:	87970.01	87970.02	87970.03
Matrix:	aqueous	aqueous	aqueous
Date Sampled:	4/7/10	4/7/10	4/7/10
Date Received:	4/7/10	4/7/10	4/7/10
Units:	ug/l	ug/l	ug/l
Date of Extraction/Preparation	4/9/10	4/9/10	4/9/10
Date of Analysis:	4/14/10	4/14/10	4/14/10
Analyst:	JMR	JMR	JMR
Method:	8270D	8270D	8270D
Dilution Factor:	1	1	1
Carbazole	< 1	< 1	< 1
Dimethylphthalate	< 1	< 1	< 1
Diethylphthalate	< 1	< 1	< 1
Di-n-butylphthalate	< 5	< 6	< 5
Butylbenzylphthalate	< 1	< 1	< 1
bis(2-Ethylhexyl)phthalate	< 5	< 6	< 5
Di-n-octylphthalate	< 1	< 1	< 1
Dibenzofuran	< 1	< 1	< 1
Naphthalene	**1.7**	**0.2**	< 0.1
2-Methylnaphthalene	**2.3**	**0.3**	< 0.1
Acenaphthylene	< 0.1	< 0.1	< 0.1
Acenaphthene	< 0.1	< 0.1	< 0.1
Fluorene	**0.5**	**0.2**	< 0.1
Phenanthrene	**0.6**	**0.3**	< 0.1
Anthracene	< 0.1	< 0.1	< 0.1
Fluoranthene	< 0.1	**0.1**	< 0.1
Pyrene	< 0.1	< 0.1	< 0.1
Benzo[a]anthracene	< 0.1	< 0.1	< 0.1
Chrysene	< 0.1	< 0.1	< 0.1
Benzo[b]fluoranthene	< 0.1	< 0.1	< 0.1
Benzo[k]fluoranthene	< 0.1	< 0.1	< 0.1
Benzo[a]pyrene	< 0.1	< 0.1	< 0.1
Indeno[1,2,3-cd]pyrene	< 0.1	< 0.1	< 0.1
Dibenz[a,h]anthracene	< 0.1	< 0.1	< 0.1
Benzo[g,h,i]perylene	< 0.1	< 0.1	< 0.1
2-Fluorophenol (surr)	**48 %R**	**50 %R**	**53 %R**
Phenol-d6 (surr)	**34 %R**	**35 %R**	**37 %R**
2,4,6-Tribromophenol (surr)	**100 %R**	**98 %R**	**99 %R**
Nitrobenzene-D5 (surr)	**89 %R**	**88 %R**	**94 %R**
2-Fluorobiphenyl (surr)	**77 %R**	**86 %R**	**87 %R**
p-Terphenyl-D14 (surr)	**94 %R**	**96 %R**	**92 %R**

LABORATORY REPORT

Eastern Analytical, Inc. ID#: 87970

Client: **Freudenberg NOK (Bristol)** Client Designation: **Monthly Sample**

Sample ID:	RW-1	Before Filter / Influent	After Filter / Effluent
Lab Sample ID:	87970.01	87970.02	87970.03
Matrix:	aqueous	aqueous	aqueous
Date Sampled:	4/7/10	4/7/10	4/7/10
Date Received:	4/7/10	4/7/10	4/7/10
Units:	mg/L	mg/L	mg/L
Date of Extraction/Prep:	4/8/10	4/8/10	4/8/10
Date of Analysis:	4/9/10	4/9/10	4/9/10
Analyst:	JMR	JMR	JMR
Method:	8100mod	8100mod	8100mod
Dilution Factor:	1	1	1
TPH (C9-C40)	**0.4**	< 0.2	< 0.2
p-Terphenyl-D14 (TPH surr)	**98 %R**	**86 %R**	**83 %R**

eastern analytical, inc.

professional laboratory services

CHAIN-OF-CUSTODY RECORD

87970

Sample IDs	Date/Time *Composites need start and stop dates/times*	Matrix	Parameters and Sample Notes	12 # of containers
RW-1	4/7/10 07:00	aqueous Grab or Comp	AqTot/VNH8260BFullList/TPHL1/ABN	4
☑ Sampler confirms ID and parameters are accurate			*Circle preservative/s:* HCL HNO_3 H_2SO_4 NaOH MEOH $Na_2S_2O_3$ ICE	Dissolved Sample Field Filtered ☐
Before Filter / Influent	4/7/10 07:10	aqueous Grab or Comp	AqTot/VNH8260BFullList/TPHL1/ABN	4
☑ Sampler confirms ID and parameters are accurate			*Circle preservative/s:* HCL HNO_3 H_2SO_4 NaOH MEOH $Na_2S_2O_3$ ICE	Dissolved Sample Field Filtered ☐
After Filter / Effluent	4/7/10 07:20	aqueous Grab or Comp	AqTot/VNH8260BFullList/TPHL1/ABN	4
☑ Sampler confirms ID and parameters are accurate			*Circle preservative/s:* HCL HNO_3 H_2SO_4 NaOH MEOH $Na_2S_2O_3$ ICE	Dissolved Sample Field Filtered ☐

Please ensure this auto COC is accurate, adheres to permit or sampling requirements for this sampling event, and modify as necessary.

EAI Project ID 337

Project Name Monthly Sample

State NH

Client (Pro Mgr) Jeff Mansfield

Customer Freudenberg NOK (Bristol)

Address P.O. Box 2001

City Bristol NH 03222-2001

Phone 744-2281 Fax 744-1616 (35)

EmailAddress: J2M@FNGP.com

Results Needed by: Preferred date 10 days

Notes about project: (i.e. Special Limits, Billing Info if different...)

QC deliverables

☒ A ☐ A+ ☐ B ☐ B+ ☐ C ☐ DE

ReportingOptions

☒ HC
☒ EDD PDF
☒ EDD email
☐ PDF prelim, NO FAX
☐ e-mail Login Confirmation

PONumber: P11B7032

Quote No: 1005729

Temperature 4 °C

Ice present Yes ☒ No ☐

Samples Collected by: BE Brent Emmons

Relinquished by	Date/Time	Received by
Diane Wilkins	4/7/10 09:08	R Lakin
R Lakin	4/7/10 13:43	[illegible]

Relinquished by Date/Time Received by

GZA GeoEnvironmental, Inc.
106 South Street
Hopkinton, MA 01748
(781) 278-4700

Laboratory Identification Numbers:
MA and ME: **MA092** NH: **2028**
CT: **PH0579** RI: **LAO00236**
NELAC - NYS DOH: **11063**

A N A L Y T I C A L R E P O R T

GZA GeoEnvironmental, Inc.
380 Harvey Road
Manchester, NH 03103

Jim Wieck

Project No.: **04.0022996.22**
Work Order No.: **0910-00161**
Date Received: **10/23/2009**
Date Reported: **11/02/2009**

SAMPLE INFORMATION

Date Sampled	Matrix	Laboratory ID	Sample ID
10/22/2009	Aqueous	0910-00161 001	BRW-1
10/22/2009	Aqueous	0910-00161 002	BRW-2
10/22/2009	Aqueous	0910-00161 003	BRW-3

The laboratory report shall not be reproduced except in full without the written consent of the laboratory.

GZA GeoEnvironmental, Inc.
106 South Street
Hopkinton, MA 01748
(781) 278-4700

A N A L Y T I C A L R E P O R T

GZA GeoEnvironmental, Inc.
380 Harvey Road
Manchester, NH 03103

Jim Wieck

Project Name.:	**FNGP**	Date Received:	**10/23/2009**
Project No.:	**04.0022996.22**	Date Reported:	**11/02/2009**
		Work Order No.:	**0910-00161**

PROJECT NARRATIVE:

1. Sample Receipt

The samples were received on 10/23/09 via _x_GZA courier, __EC, __FEDEX, or ___hand delivered. The temperature of the __temperature blank/_x_cooler air, was 4.7 degrees C. The temperature requirement for most analyses is above freezing to 6 degrees C. The samples were received intact for all requested analyses.

The chain of custody indicates that the samples, when required, were chemically preserved in accordance with the method they reference.

2. Subcontracted Analyses

Analyses for SIM-PAH's were subcontracted to Rhode Island Analytical, Warwick RI (RIAL); Certification MA: MA-RI015, NH: 253700 A&B, CT: PH-0508, ME: RI015, RI: RI-033, NY:11726,

The data is included in GZA's report for ease of electronic data transfer and is indicated by "XXX" in the tech column. The data report from the subcontractor is attached.

3. EPA Method 6010B/7470A - Metals

Attach QC 6010B 10/26/09 - Aqueous
Attach QC 7470A 10/28/09 A - Aqueous

4. EPA Method 8260 - VOCs

The isomers of 1,3-dichloropropene are analyzed as individual analytes on the GC/MS due to differences in physical properties. To report a total for 1,3-dichloropropene, add the results of the cis- and trans-isomers.

The continuing calibration verification standard (CCV) (10/30/09) had an analyte outside of the 30%D QC acceptance limit. The outlier includes 2-butanone (31%).

The Laboratory Control Sample (LCS) (10/30/09 S) had an 8260 list analyte outside of the 70-130% QC acceptance limits. Specific outlier includes 2-butanone (131%). This analyte was not detected in the associated samples.

Sample BRW-2 (0910-161-002) was analyzed at a 1/5 dilution based upon screening information and in order to report all target analytes within the calibration range of the instrument.

Attach QC 8260 10/30/09 S - Aqueous

5. EPA Method 8270 - SVOCs

The RF % DEV for 2,4-dinitrophenol (24%) was greater than the method required QC acceptance limits of <20% DEV in the CCV for 10/29/09. Method 8270D allows samples to be reported if they are non-detect for any analytes which have RF >20% DEV. This analyte was not detected in any of the associated samples.

The Laboratory Control Spike (LCS) (10/29/09) had a method 8270 list acid analyte outside of the 30-130%

GZA GeoEnvironmental, Inc.
106 South Street
Hopkinton, MA 01748
(781) 278-4700

A N A L Y T I C A L R E P O R T

GZA GeoEnvironmental, Inc.
380 Harvey Road
Manchester, NH 03103

Jim Wieck

Project Name.:	**FNGP**	Date Received:	**10/23/2009**
Project No.:	**04.0022996.22**	Date Reported:	**11/02/2009**
		Work Order No.:	**0910-00161**

QC acceptance limits . Specific outlier includes benzoic acid (30.2%). This analyte is considered a "difficult" analyte for which the recovery ranges routinely exceed the applicable QC acceptance limits.

* The low surrogate recoveries could not be confirmed by re-extraction and analysis as the entire sample was consumed during the extraction process.

Attach QC 8270 10/29/09 - Aqueous

GZA GeoEnvironmental, Inc.
106 South Street
Hopkinton, MA 01748
(781) 278-4700

A N A L Y T I C A L R E P O R T

GZA GeoEnvironmental, Inc.
380 Harvey Road
Manchester, NH 03103

Jim Wieck

Project Name.: **FNGP**
Project No.: **04.0022996.22**

Date Received: **10/23/2009**
Date Reported: **11/02/2009**
Work Order No.: **0910-00161**

Data Authorized By: _____

NELAC certification, as indicated by the NELAC Lab ID Number, is per analyte. For a complete list of NELAC validated analytes, please contact the laboratory.

Abbreviations:
% R = % Recovery
DF = Dilution Factor
DFS = Dilution Factor Solids
CF = Calculation Factor
DO = Diluted Out

Method Key:
Method 8260: The current version of the method is 8260B.
Method 8270: The current version of the method is 8270D.
Method 6010: The current version of the method is 6010B.

Please note that the laboratory signed copy of the chain of custody record is an integral part of the data report.

The laboratory report shall not be reproduced except in full without the written consent of the laboratory.

Soil data is reported on a dry weight basis unless otherwise specified.
Matrix Spike / Matrix Spike Duplicate sets are performed as per method and are reported at the end of the analytical report if assigned on the Chain of Custody.

GZA GeoEnvironmental, Inc.
106 South Street
Hopkinton, MA 01748
(781) 278-4700

A N A L Y T I C A L R E P O R T

GZA GeoEnvironmental, Inc.
380 Harvey Road
Manchester, NH 03103

Jim Wieck

Project Name.: **FNGP**
Project No.: **04.0022996.22**

Date Received: **10/23/2009**
Date Reported: **11/02/2009**
Work Order No.: **0910-00161**

Sample ID: **BRW-1**
Sample Date: **10/22/2009**
Sample No.: **001**

Test Performed	Method	Results	Reporting Limit	Units	Tech	Analysis Date
VOLATILE ORGANICS	EPA 8260				MQS	10/30/2009
Dichlorodifluoromethane	EPA 8260	<2.0	2.0	ug/L	MQS	10/30/2009
Chloromethane	EPA 8260	<2.0	2.0	ug/L	MQS	10/30/2009
Vinyl Chloride	EPA 8260	5.4	1.0	ug/L	MQS	10/30/2009
Bromomethane	EPA 8260	<2.0	2.0	ug/L	MQS	10/30/2009
Chloroethane	EPA 8260	20	1.0	ug/L	MQS	10/30/2009
Trichlorofluoromethane	EPA 8260	<2.0	2.0	ug/L	MQS	10/30/2009
Diethylether	EPA 8260	<5.0	5.0	ug/L	MQS	10/30/2009
Acetone	EPA 8260	120	25	ug/L	MQS	10/30/2009
1,1-Dichloroethene	EPA 8260	<1.0	1.0	ug/L	MQS	10/30/2009
Carbon Disulfide	EPA 8260	<10	10	ug/L	MQS	10/30/2009
Dichloromethane	EPA 8260	<4.0	4.0	ug/L	MQS	10/30/2009
tert-Butyl alcohol (TBA)	EPA 8260	74	25	ug/L	MQS	10/30/2009
Methyl-Tert-Butyl-Ether	EPA 8260	<1.0	1.0	ug/L	MQS	10/30/2009
trans-1,2-Dichloroethene	EPA 8260	<1.0	1.0	ug/L	MQS	10/30/2009
1,1-Dichloroethane	EPA 8260	75	1.0	ug/L	MQS	10/30/2009
Di-isopropyl ether (DIPE)	EPA 8260	<2.0	2.0	ug/L	MQS	10/30/2009
Ethyl tert-butyl ether ETBE	EPA 8260	<2.0	2.0	ug/L	MQS	10/30/2009
2-Butanone	EPA 8260	150	25	ug/L	MQS	10/30/2009
2,2-Dichloropropane	EPA 8260	<1.0	1.0	ug/L	MQS	10/30/2009
cis-1,2-Dichloroethene	EPA 8260	11	1.0	ug/L	MQS	10/30/2009
Chloroform	EPA 8260	<1.0	1.0	ug/L	MQS	10/30/2009
Bromochloromethane	EPA 8260	<1.0	1.0	ug/L	MQS	10/30/2009
Tetrahydrofuran	EPA 8260	410	10	ug/L	MQS	10/30/2009
1,1,1-Trichloroethane	EPA 8260	<1.0	1.0	ug/L	MQS	10/30/2009
1,1-Dichloropropene	EPA 8260	<1.0	1.0	ug/L	MQS	10/30/2009
Carbon Tetrachloride	EPA 8260	<1.0	1.0	ug/L	MQS	10/30/2009
1,2-Dichloroethane	EPA 8260	2.9	1.0	ug/L	MQS	10/30/2009
Benzene	EPA 8260	<1.0	1.0	ug/L	MQS	10/30/2009
tert-Amyl methyl ether TAME	EPA 8260	<2.0	2.0	ug/L	MQS	10/30/2009
Trichloroethene	EPA 8260	<1.0	1.0	ug/L	MQS	10/30/2009
1,2-Dichloropropane	EPA 8260	<1.0	1.0	ug/L	MQS	10/30/2009
Bromodichloromethane	EPA 8260	<1.0	1.0	ug/L	MQS	10/30/2009
Dibromomethane	EPA 8260	<1.0	1.0	ug/L	MQS	10/30/2009
4-Methyl-2-Pentanone	EPA 8260	680	25	ug/L	MQS	10/30/2009

GZA GeoEnvironmental, Inc.
106 South Street
Hopkinton, MA 01748
(781) 278-4700

A N A L Y T I C A L R E P O R T

GZA GeoEnvironmental, Inc.
380 Harvey Road
Manchester, NH 03103

Jim Wieck

Project Name.: **FNGP**
Project No.: **04.0022996.22**

Date Received: **10/23/2009**
Date Reported: **11/02/2009**
Work Order No.: **0910-00161**

Sample ID: **BRW-1**
Sample Date: **10/22/2009**
Sample No.: **001**

Test Performed	Method	Results	Reporting Limit	Units	Tech	Analysis Date
cis-1,3-Dichloropropene	EPA 8260	<1.0	1.0	ug/L	MQS	10/30/2009
Toluene	EPA 8260	150	1.0	ug/L	MQS	10/30/2009
trans-1,3-Dichloropropene	EPA 8260	<2.0	2.0	ug/L	MQS	10/30/2009
1,1,2-Trichloroethane	EPA 8260	<1.0	1.0	ug/L	MQS	10/30/2009
2-Hexanone	EPA 8260	<25	25	ug/L	MQS	10/30/2009
1,3-Dichloropropane	EPA 8260	<1.0	1.0	ug/L	MQS	10/30/2009
Tetrachloroethene	EPA 8260	<1.0	1.0	ug/L	MQS	10/30/2009
Dibromochloromethane	EPA 8260	<1.0	1.0	ug/L	MQS	10/30/2009
1,2-Dibromoethane (EDB)	EPA 8260	<2.0	2.0	ug/L	MQS	10/30/2009
Chlorobenzene	EPA 8260	<1.0	1.0	ug/L	MQS	10/30/2009
1,1,1,2-Tetrachloroethane	EPA 8260	<1.0	1.0	ug/L	MQS	10/30/2009
Ethylbenzene	EPA 8260	19	1.0	ug/L	MQS	10/30/2009
m&p-Xylene	EPA 8260	47	2.0	ug/L	MQS	10/30/2009
o-Xylene	EPA 8260	39	1.0	ug/L	MQS	10/30/2009
Styrene	EPA 8260	<1.0	1.0	ug/L	MQS	10/30/2009
Bromoform	EPA 8260	<2.0	2.0	ug/L	MQS	10/30/2009
Isopropylbenzene	EPA 8260	<1.0	1.0	ug/L	MQS	10/30/2009
1,1,2,2-Tetrachloroethane	EPA 8260	<1.0	1.0	ug/L	MQS	10/30/2009
1,2,3-Trichloropropane	EPA 8260	<1.0	1.0	ug/L	MQS	10/30/2009
Bromobenzene	EPA 8260	<1.0	1.0	ug/L	MQS	10/30/2009
N-Propylbenzene	EPA 8260	<1.0	1.0	ug/L	MQS	10/30/2009
2-Chlorotoluene	EPA 8260	<1.0	1.0	ug/L	MQS	10/30/2009
1,3,5-Trimethylbenzene	EPA 8260	1.0	1.0	ug/L	MQS	10/30/2009
4-Chlorotoluene	EPA 8260	<1.0	1.0	ug/L	MQS	10/30/2009
tert-Butylbenzene	EPA 8260	<1.0	1.0	ug/L	MQS	10/30/2009
1,2,4-Trimethylbenzene	EPA 8260	1.4	1.0	ug/L	MQS	10/30/2009
sec-Butylbenzene	EPA 8260	<1.0	1.0	ug/L	MQS	10/30/2009
p-Isopropyltoluene	EPA 8260	<1.0	1.0	ug/L	MQS	10/30/2009
1,3-Dichlorobenzene	EPA 8260	<1.0	1.0	ug/L	MQS	10/30/2009
1,4-Dichlorobenzene	EPA 8260	<1.0	1.0	ug/L	MQS	10/30/2009
n-Butylbenzene	EPA 8260	<1.0	1.0	ug/L	MQS	10/30/2009
1,2-Dichlorobenzene	EPA 8260	<1.0	1.0	ug/L	MQS	10/30/2009
1,2-Dibromo-3-Chloropropane	EPA 8260	<5.0	5.0	ug/L	MQS	10/30/2009
1,3,5-Trichlorobenzene	EPA 8260	<1.0	1.0	ug/L	MQS	10/30/2009
1,2,4-Trichlorobenzene	EPA 8260	<1.0	1.0	ug/L	MQS	10/30/2009

GZA GeoEnvironmental, Inc.
106 South Street
Hopkinton, MA 01748
(781) 278-4700

A N A L Y T I C A L R E P O R T

GZA GeoEnvironmental, Inc.
380 Harvey Road
Manchester, NH 03103

Jim Wieck

Project Name.: **FNGP**
Project No.: **04.0022996.22**

Date Received: **10/23/2009**
Date Reported: **11/02/2009**
Work Order No.: **0910-00161**

Sample ID: **BRW-1**
Sample Date: **10/22/2009**
Sample No.: **001**

Test Performed	Method	Results	Reporting Limit	Units	Tech	Analysis Date
Hexachlorobutadiene	EPA 8260	<1.0	1.0	ug/L	MQS	10/30/2009
Naphthalene	EPA 8260	<2.0	2.0	ug/L	MQS	10/30/2009
1,2,3-Trichlorobenzene	EPA 8260	<1.0	1.0	ug/L	MQS	10/30/2009
Surrogates:	EPA 8260					
***1,2-Dichloroethane-D4	EPA 8260	98.1	70-130	% R	MQS	10/30/2009
***Toluene-D8	EPA 8260	94.3	70-130	% R	MQS	10/30/2009
***4-Bromofluorobenzene	EPA 8260	94.8	70-130	% R	MQS	10/30/2009
Preparation	EPA 5030B	1.0		CF	MQS	10/29/2009
TOTAL PETROLEUM HYDROCARBON	Mod. EPA 8100				RJD	10/26/2009
Hydrocarbon Content		1200	200	ug/L	RJD	10/26/2009
Surrogate:						
***p-Terphenyl		64.1	40-130	% R	RJD	10/26/2009
Extraction	EPA 3510C	1.0		DF	JKC	10/26/2009
RCRA METALS					LLZ	10/26/2009
Silver	EPA 6010B	<0.0050	0.0050	mg/L	LLZ	10/26/2009
Arsenic	EPA 6010B	0.011	0.010	mg/L	LLZ	10/26/2009
Barium	EPA 6010B	0.18	0.0050	mg/L	LLZ	10/26/2009
Cadmium	EPA 6010B	<0.0050	0.0050	mg/L	LLZ	10/26/2009
Chromium	EPA 6010B	0.0098	0.0050	mg/L	LLZ	10/26/2009
Mercury	EPA 7470A	<0.00040	0.00040	mg/L	GDD	10/29/2009
Lead	EPA 6010B	<0.010	0.010	mg/L	LLZ	10/26/2009
Selenium	EPA 6010B	<0.025	0.025	mg/L	LLZ	10/26/2009
SEMI-VOLATILE ORGANICS	EPA 8270				CMG	10/29/2009
ACID FRACTION:	EPA 8270					
Phenol	EPA 8270	<10	10	ug/L	CMG	10/29/2009
2-Chlorophenol	EPA 8270	<10	10	ug/L	CMG	10/29/2009
2-Methylphenol	EPA 8270	<10	10	ug/L	CMG	10/29/2009
3&4-Methylphenol	EPA 8270	<10	10	ug/L	CMG	10/29/2009
2-Nitrophenol	EPA 8270	<10	10	ug/L	CMG	10/29/2009
2,4-Dimethylphenol	EPA 8270	<10	10	ug/L	CMG	10/29/2009
Benzoic Acid	EPA 8270	<10	10	ug/L	CMG	10/29/2009
2,4-Dichlorophenol	EPA 8270	<10	10	ug/L	CMG	10/29/2009
4-Chloro-3-Methylphenol	EPA 8270	<20	20	ug/L	CMG	10/29/2009
2,4,6-Trichlorophenol	EPA 8270	<10	10	ug/L	CMG	10/29/2009
2,4,5-Trichlorophenol	EPA 8270	<10	10	ug/L	CMG	10/29/2009

GZA GeoEnvironmental, Inc.
106 South Street
Hopkinton, MA 01748
(781) 278-4700

A N A L Y T I C A L R E P O R T

GZA GeoEnvironmental, Inc.
380 Harvey Road
Manchester, NH 03103

Jim Wieck

Project Name.: **FNGP**
Project No.: **04.0022996.22**

Date Received: **10/23/2009**
Date Reported: **11/02/2009**
Work Order No.: **0910-00161**

Sample ID: **BRW-1**
Sample Date: **10/22/2009**
Sample No.: **001**

Test Performed	Method	Results	Reporting Limit	Units	Tech	Analysis Date
2,4-Dinitrophenol	EPA 8270	<100	100	ug/L	CMG	10/29/2009
4-Nitrophenol	EPA 8270	<50	50	ug/L	CMG	10/29/2009
4,6-Dinitro-2-Methylphenol	EPA 8270	<50	50	ug/L	CMG	10/29/2009
Pentachlorophenol	EPA 8270	<50	50	ug/L	CMG	10/29/2009
BASE-NEUTRAL FRACTION:						
n-Nitrosodimethylamine	EPA 8270	<10	10	ug/L	CMG	10/29/2009
bis(2-Chloroethyl)Ether	EPA 8270	<10	10	ug/L	CMG	10/29/2009
1,3-Dichlorobenzene	EPA 8270	<10	10	ug/L	CMG	10/29/2009
1,4-Dichlorobenzene	EPA 8270	<10	10	ug/L	CMG	10/29/2009
Benzyl Alcohol	EPA 8270	<20	20	ug/L	CMG	10/29/2009
1,2-Dichlorobenzene	EPA 8270	<10	10	ug/L	CMG	10/29/2009
bis(2-Chloroisopropyl)Ether	EPA 8270	<10	10	ug/L	CMG	10/29/2009
n-Nitrosodi-n-Propylamine	EPA 8270	<10	10	ug/L	CMG	10/29/2009
Hexachloroethane	EPA 8270	<10	10	ug/L	CMG	10/29/2009
Nitrobenzene	EPA 8270	<10	10	ug/L	CMG	10/29/2009
Isophorone	EPA 8270	<10	10	ug/L	CMG	10/29/2009
bis(2-Chloroethoxy)Methane	EPA 8270	<10	10	ug/L	CMG	10/29/2009
1,2,4-Trichlorobenzene	EPA 8270	<10	10	ug/L	CMG	10/29/2009
Naphthalene	EPA 8270	<2.0	2.0	ug/L	CMG	10/29/2009
4-Chloroaniline	EPA 8270	<20	20	ug/L	CMG	10/29/2009
Hexachlorobutadiene	EPA 8270	<10	10	ug/L	CMG	10/29/2009
2-Methylnaphthalene	EPA 8270	<2.0	2.0	ug/L	CMG	10/29/2009
Hexachlorocyclopentadiene	EPA 8270	<50	50	ug/L	CMG	10/29/2009
2-Chloronaphthalene	EPA 8270	<10	10	ug/L	CMG	10/29/2009
2-Nitroaniline	EPA 8270	<50	50	ug/L	CMG	10/29/2009
Dimethylphthalate	EPA 8270	<10	10	ug/L	CMG	10/29/2009
Acenaphthylene	EPA 8270	<2.0	2.0	ug/L	CMG	10/29/2009
2,6-Dinitrotoluene	EPA 8270	<10	10	ug/L	CMG	10/29/2009
3-Nitroaniline	EPA 8270	<50	50	ug/L	CMG	10/29/2009
Acenaphthene	EPA 8270	<2.0	2.0	ug/L	CMG	10/29/2009
Dibenzofuran	EPA 8270	<10	10	ug/L	CMG	10/29/2009
2,4-Dinitrotoluene	EPA 8270	<10	10	ug/L	CMG	10/29/2009
Diethylphthalate	EPA 8270	<10	10	ug/L	CMG	10/29/2009
Fluorene	EPA 8270	<2.0	2.0	ug/L	CMG	10/29/2009
4-Chlorophenyl Phenyl Ether	EPA 8270	<10	10	ug/L	CMG	10/29/2009

GZA GeoEnvironmental, Inc.
106 South Street
Hopkinton, MA 01748
(781) 278-4700

A N A L Y T I C A L R E P O R T

GZA GeoEnvironmental, Inc.
380 Harvey Road
Manchester, NH 03103

Jim Wieck

Project Name.: **FNGP**
Project No.: **04.0022996.22**

Date Received: **10/23/2009**
Date Reported: **11/02/2009**
Work Order No.: **0910-00161**

Sample ID: **BRW-1**
Sample Date: **10/22/2009**
Sample No.: **001**

Test Performed	Method	Results		Reporting Limit	Units	Tech	Analysis Date
4-Nitroaniline	EPA 8270	<20		20	ug/L	CMG	10/29/2009
n-Nitrosodiphenylamine	EPA 8270	<10		10	ug/L	CMG	10/29/2009
4-Bromophenyl Phenyl Ether	EPA 8270	<10		10	ug/L	CMG	10/29/2009
Hexachlorobenzene	EPA 8270	<10		10	ug/L	CMG	10/29/2009
Phenanthrene	EPA 8270	<2.0		2.0	ug/L	CMG	10/29/2009
Anthracene	EPA 8270	<2.0		2.0	ug/L	CMG	10/29/2009
Carbazole	EPA 8270	<10		10	ug/L	CMG	10/29/2009
di-n-Butylphthalate	EPA 8270	<15		15	ug/L	CMG	10/29/2009
Fluoranthene	EPA 8270	<2.0		2.0	ug/L	CMG	10/29/2009
Pyrene	EPA 8270	<2.0		2.0	ug/L	CMG	10/29/2009
Butylbenzylphthalate	EPA 8270	<10		10	ug/L	CMG	10/29/2009
Benzo [a] Anthracene	EPA 8270	<2.0		2.0	ug/L	CMG	10/29/2009
3,3'-Dichlorobenzidine	EPA 8270	<20		20	ug/L	CMG	10/29/2009
Chrysene	EPA 8270	<2.0		2.0	ug/L	CMG	10/29/2009
bis(2-Ethylhexyl)Phthalate	EPA 8270	<10		10	ug/L	CMG	10/29/2009
di-n-Octylphthalate	EPA 8270	<10		10	ug/L	CMG	10/29/2009
Benzo [b] Fluoranthene	EPA 8270	<2.0		2.0	ug/L	CMG	10/29/2009
Benzo [k] Fluoranthene	EPA 8270	<2.0		2.0	ug/L	CMG	10/29/2009
Benzo [a] Pyrene	EPA 8270	<2.0		2.0	ug/L	CMG	10/29/2009
Indeno [1,2,3-cd] Pyrene	EPA 8270	<2.0		2.0	ug/L	CMG	10/29/2009
Dibenzo [a,h] Anthracene	EPA 8270	<2.0		2.0	ug/L	CMG	10/29/2009
Benzo [g,h,i] Perylene	EPA 8270	<2.0		2.0	ug/L	CMG	10/29/2009
Surrogates:	EPA 8270						
***2-Fluorophenol	EPA 8270	15.8		15-110	% R	CMG	10/29/2009
***2-Chlorophenol-D4	EPA 8270	25.1		15-110	% R	CMG	10/29/2009
***Nitrobenzene-D5	EPA 8270	22.9	*	30-130	% R	CMG	10/29/2009
***2-Fluorobiphenyl	EPA 8270	22.4	*	30-130	% R	CMG	10/29/2009
***2,4,6-Tribromophenol	EPA 8270	24.5		15-110	% R	CMG	10/29/2009
***P-Terphenyl-D14	EPA 8270	26.7	*	39-120	% R	CMG	10/29/2009
Extraction	EPA 3510C	1.0			DF	KEF	10/29/2009
SUBCONTRACTED ANALYTES							

GZA GeoEnvironmental, Inc.
106 South Street
Hopkinton, MA 01748
(781) 278-4700

A N A L Y T I C A L R E P O R T

GZA GeoEnvironmental, Inc.
380 Harvey Road
Manchester, NH 03103

Jim Wieck

Project Name.: **FNGP**
Project No.: **04.0022996.22**

Date Received: **10/23/2009**
Date Reported: **11/02/2009**
Work Order No.: **0910-00161**

Sample ID: **BRW-2**
Sample Date: **10/22/2009**
Sample No.: **002**

Test Performed	Method	Results	Reporting Limit	Units	Tech	Analysis Date
VOLATILE ORGANICS	EPA 8260				MQS	10/30/2009
Dichlorodifluoromethane	EPA 8260	<5.0	5.0	ug/L	MQS	10/30/2009
Chloromethane	EPA 8260	<5.0	5.0	ug/L	MQS	10/30/2009
Vinyl Chloride	EPA 8260	91	2.5	ug/L	MQS	10/30/2009
Bromomethane	EPA 8260	<5.0	5.0	ug/L	MQS	10/30/2009
Chloroethane	EPA 8260	31	2.5	ug/L	MQS	10/30/2009
Trichlorofluoromethane	EPA 8260	<5.0	5.0	ug/L	MQS	10/30/2009
Diethylether	EPA 8260	<13	13	ug/L	MQS	10/30/2009
Acetone	EPA 8260	<63	63	ug/L	MQS	10/30/2009
1,1-Dichloroethene	EPA 8260	<2.5	2.5	ug/L	MQS	10/30/2009
Carbon Disulfide	EPA 8260	<25	25	ug/L	MQS	10/30/2009
Dichloromethane	EPA 8260	<10	10	ug/L	MQS	10/30/2009
tert-Butyl alcohol (TBA)	EPA 8260	<63	63	ug/L	MQS	10/30/2009
Methyl-Tert-Butyl-Ether	EPA 8260	<2.5	2.5	ug/L	MQS	10/30/2009
trans-1,2-Dichloroethene	EPA 8260	4.1	2.5	ug/L	MQS	10/30/2009
1,1-Dichloroethane	EPA 8260	150	2.5	ug/L	MQS	10/30/2009
Di-isopropyl ether (DIPE)	EPA 8260	<5.0	5.0	ug/L	MQS	10/30/2009
Ethyl tert-butyl ether ETBE	EPA 8260	<5.0	5.0	ug/L	MQS	10/30/2009
2-Butanone	EPA 8260	<63	63	ug/L	MQS	10/30/2009
2,2-Dichloropropane	EPA 8260	<2.5	2.5	ug/L	MQS	10/30/2009
cis-1,2-Dichloroethene	EPA 8260	6.8	2.5	ug/L	MQS	10/30/2009
Chloroform	EPA 8260	<2.5	2.5	ug/L	MQS	10/30/2009
Bromochloromethane	EPA 8260	<2.5	2.5	ug/L	MQS	10/30/2009
Tetrahydrofuran	EPA 8260	51	25	ug/L	MQS	10/30/2009
1,1,1-Trichloroethane	EPA 8260	<2.5	2.5	ug/L	MQS	10/30/2009
1,1-Dichloropropene	EPA 8260	<2.5	2.5	ug/L	MQS	10/30/2009
Carbon Tetrachloride	EPA 8260	<2.5	2.5	ug/L	MQS	10/30/2009
1,2-Dichloroethane	EPA 8260	16	2.5	ug/L	MQS	10/30/2009
Benzene	EPA 8260	<2.5	2.5	ug/L	MQS	10/30/2009
tert-Amyl methyl ether TAME	EPA 8260	<5.0	5.0	ug/L	MQS	10/30/2009
Trichloroethene	EPA 8260	<2.5	2.5	ug/L	MQS	10/30/2009
1,2-Dichloropropane	EPA 8260	<2.5	2.5	ug/L	MQS	10/30/2009
Bromodichloromethane	EPA 8260	<2.5	2.5	ug/L	MQS	10/30/2009
Dibromomethane	EPA 8260	<2.5	2.5	ug/L	MQS	10/30/2009
4-Methyl-2-Pentanone	EPA 8260	<63	63	ug/L	MQS	10/30/2009

GZA GeoEnvironmental, Inc.
106 South Street
Hopkinton, MA 01748
(781) 278-4700

A N A L Y T I C A L R E P O R T

GZA GeoEnvironmental, Inc.
380 Harvey Road
Manchester, NH 03103

Jim Wieck

Project Name.: **FNGP**
Project No.: **04.0022996.22**

Date Received: **10/23/2009**
Date Reported: **11/02/2009**
Work Order No.: **0910-00161**

Sample ID: **BRW-2**
Sample Date: **10/22/2009**
Sample No.: **002**

Test Performed	Method	Results	Reporting Limit	Units	Tech	Analysis Date
cis-1,3-Dichloropropene	EPA 8260	<2.5	2.5	ug/L	MQS	10/30/2009
Toluene	EPA 8260	450	2.5	ug/L	MQS	10/30/2009
trans-1,3-Dichloropropene	EPA 8260	<5.0	5.0	ug/L	MQS	10/30/2009
1,1,2-Trichloroethane	EPA 8260	<2.5	2.5	ug/L	MQS	10/30/2009
2-Hexanone	EPA 8260	<63	63	ug/L	MQS	10/30/2009
1,3-Dichloropropane	EPA 8260	<2.5	2.5	ug/L	MQS	10/30/2009
Tetrachloroethene	EPA 8260	<2.5	2.5	ug/L	MQS	10/30/2009
Dibromochloromethane	EPA 8260	<2.5	2.5	ug/L	MQS	10/30/2009
1,2-Dibromoethane (EDB)	EPA 8260	<5.0	5.0	ug/L	MQS	10/30/2009
Chlorobenzene	EPA 8260	<2.5	2.5	ug/L	MQS	10/30/2009
1,1,1,2-Tetrachloroethane	EPA 8260	<2.5	2.5	ug/L	MQS	10/30/2009
Ethylbenzene	EPA 8260	75	2.5	ug/L	MQS	10/30/2009
m&p-Xylene	EPA 8260	260	5.0	ug/L	MQS	10/30/2009
o-Xylene	EPA 8260	210	2.5	ug/L	MQS	10/30/2009
Styrene	EPA 8260	<2.5	2.5	ug/L	MQS	10/30/2009
Bromoform	EPA 8260	<5.0	5.0	ug/L	MQS	10/30/2009
Isopropylbenzene	EPA 8260	<2.5	2.5	ug/L	MQS	10/30/2009
1,1,2,2-Tetrachloroethane	EPA 8260	<2.5	2.5	ug/L	MQS	10/30/2009
1,2,3-Trichloropropane	EPA 8260	<2.5	2.5	ug/L	MQS	10/30/2009
Bromobenzene	EPA 8260	<2.5	2.5	ug/L	MQS	10/30/2009
N-Propylbenzene	EPA 8260	<2.5	2.5	ug/L	MQS	10/30/2009
2-Chlorotoluene	EPA 8260	<2.5	2.5	ug/L	MQS	10/30/2009
1,3,5-Trimethylbenzene	EPA 8260	<2.5	2.5	ug/L	MQS	10/30/2009
4-Chlorotoluene	EPA 8260	<2.5	2.5	ug/L	MQS	10/30/2009
tert-Butylbenzene	EPA 8260	<2.5	2.5	ug/L	MQS	10/30/2009
1,2,4-Trimethylbenzene	EPA 8260	<2.5	2.5	ug/L	MQS	10/30/2009
sec-Butylbenzene	EPA 8260	<2.5	2.5	ug/L	MQS	10/30/2009
p-Isopropyltoluene	EPA 8260	<2.5	2.5	ug/L	MQS	10/30/2009
1,3-Dichlorobenzene	EPA 8260	<2.5	2.5	ug/L	MQS	10/30/2009
1,4-Dichlorobenzene	EPA 8260	<2.5	2.5	ug/L	MQS	10/30/2009
n-Butylbenzene	EPA 8260	<2.5	2.5	ug/L	MQS	10/30/2009
1,2-Dichlorobenzene	EPA 8260	<2.5	2.5	ug/L	MQS	10/30/2009
1,2-Dibromo-3-Chloropropane	EPA 8260	<13	13	ug/L	MQS	10/30/2009
1,3,5-Trichlorobenzene	EPA 8260	<2.5	2.5	ug/L	MQS	10/30/2009
1,2,4-Trichlorobenzene	EPA 8260	<2.5	2.5	ug/L	MQS	10/30/2009

GZA GeoEnvironmental, Inc.
106 South Street
Hopkinton, MA 01748
(781) 278-4700

A N A L Y T I C A L R E P O R T

GZA GeoEnvironmental, Inc.
380 Harvey Road
Manchester, NH 03103

Jim Wieck

Project Name.: **FNGP**
Project No.: **04.0022996.22**

Date Received: **10/23/2009**
Date Reported: **11/02/2009**
Work Order No.: **0910-00161**

Sample ID: **BRW-2**
Sample Date: **10/22/2009**
Sample No.: **002**

Test Performed	Method	Results	Reporting Limit	Units	Tech	Analysis Date
Hexachlorobutadiene	EPA 8260	<2.5	2.5	ug/L	MQS	10/30/2009
Naphthalene	EPA 8260	<5.0	5.0	ug/L	MQS	10/30/2009
1,2,3-Trichlorobenzene	EPA 8260	<2.5	2.5	ug/L	MQS	10/30/2009
Surrogates:	EPA 8260					
***1,2-Dichloroethane-D4	EPA 8260	97.2	70-130	% R	MQS	10/30/2009
***Toluene-D8	EPA 8260	95.8	70-130	% R	MQS	10/30/2009
***4-Bromofluorobenzene	EPA 8260	95.6	70-130	% R	MQS	10/30/2009
Preparation	EPA 5030B	2.5		CF	MQS	10/29/2009
TOTAL PETROLEUM HYDROCARBON	Mod. EPA 8100				RJD	10/26/2009
Hydrocarbon Content		750	200	ug/L	RJD	10/26/2009
Surrogate:						
***p-Terphenyl		58.2	40-130	% R	RJD	10/26/2009
Extraction	EPA 3510C	1.0		DF	JKC	10/26/2009
RCRA METALS					LLZ	10/26/2009
Silver	EPA 6010B	<0.0050	0.0050	mg/L	LLZ	10/26/2009
Arsenic	EPA 6010B	<0.010	0.010	mg/L	LLZ	10/26/2009
Barium	EPA 6010B	0.14	0.0050	mg/L	LLZ	10/26/2009
Cadmium	EPA 6010B	<0.0050	0.0050	mg/L	LLZ	10/26/2009
Chromium	EPA 6010B	0.0057	0.0050	mg/L	LLZ	10/26/2009
Mercury	EPA 7470A	<0.00040	0.00040	mg/L	GDD	10/29/2009
Lead	EPA 6010B	<0.010	0.010	mg/L	LLZ	10/26/2009
Selenium	EPA 6010B	<0.025	0.025	mg/L	LLZ	10/26/2009
SEMI-VOLATILE ORGANICS	EPA 8270				CMG	10/29/2009
ACID FRACTION:	EPA 8270					
Phenol	EPA 8270	<10	10	ug/L	CMG	10/29/2009
2-Chlorophenol	EPA 8270	<10	10	ug/L	CMG	10/29/2009
2-Methylphenol	EPA 8270	<10	10	ug/L	CMG	10/29/2009
3&4-Methylphenol	EPA 8270	<10	10	ug/L	CMG	10/29/2009
2-Nitrophenol	EPA 8270	<10	10	ug/L	CMG	10/29/2009
2,4-Dimethylphenol	EPA 8270	<10	10	ug/L	CMG	10/29/2009
Benzoic Acid	EPA 8270	<10	10	ug/L	CMG	10/29/2009
2,4-Dichlorophenol	EPA 8270	<10	10	ug/L	CMG	10/29/2009
4-Chloro-3-Methylphenol	EPA 8270	<20	20	ug/L	CMG	10/29/2009
2,4,6-Trichlorophenol	EPA 8270	<10	10	ug/L	CMG	10/29/2009
2,4,5-Trichlorophenol	EPA 8270	<10	10	ug/L	CMG	10/29/2009

GZA GeoEnvironmental, Inc.
106 South Street
Hopkinton, MA 01748
(781) 278-4700

A N A L Y T I C A L R E P O R T

GZA GeoEnvironmental, Inc.
380 Harvey Road
Manchester, NH 03103

Jim Wieck

Project Name.: **FNGP**
Project No.: **04.0022996.22**

Date Received: **10/23/2009**
Date Reported: **11/02/2009**
Work Order No.: **0910-00161**

Sample ID: **BRW-2**
Sample Date: **10/22/2009**
Sample No.: **002**

Test Performed	Method	Results	Reporting Limit	Units	Tech	Analysis Date
2,4-Dinitrophenol	EPA 8270	<100	100	ug/L	CMG	10/29/2009
4-Nitrophenol	EPA 8270	<50	50	ug/L	CMG	10/29/2009
4,6-Dinitro-2-Methylphenol	EPA 8270	<50	50	ug/L	CMG	10/29/2009
Pentachlorophenol	EPA 8270	<50	50	ug/L	CMG	10/29/2009
BASE-NEUTRAL FRACTION:						
n-Nitrosodimethylamine	EPA 8270	<10	10	ug/L	CMG	10/29/2009
bis(2-Chloroethyl)Ether	EPA 8270	<10	10	ug/L	CMG	10/29/2009
1,3-Dichlorobenzene	EPA 8270	<10	10	ug/L	CMG	10/29/2009
1,4-Dichlorobenzene	EPA 8270	<10	10	ug/L	CMG	10/29/2009
Benzyl Alcohol	EPA 8270	<20	20	ug/L	CMG	10/29/2009
1,2-Dichlorobenzene	EPA 8270	<10	10	ug/L	CMG	10/29/2009
bis(2-Chloroisopropyl)Ether	EPA 8270	<10	10	ug/L	CMG	10/29/2009
n-Nitrosodi-n-Propylamine	EPA 8270	<10	10	ug/L	CMG	10/29/2009
Hexachloroethane	EPA 8270	<10	10	ug/L	CMG	10/29/2009
Nitrobenzene	EPA 8270	<10	10	ug/L	CMG	10/29/2009
Isophorone	EPA 8270	<10	10	ug/L	CMG	10/29/2009
bis(2-Chloroethoxy)Methane	EPA 8270	<10	10	ug/L	CMG	10/29/2009
1,2,4-Trichlorobenzene	EPA 8270	<10	10	ug/L	CMG	10/29/2009
Naphthalene	EPA 8270	<2.0	2.0	ug/L	CMG	10/29/2009
4-Chloroaniline	EPA 8270	<20	20	ug/L	CMG	10/29/2009
Hexachlorobutadiene	EPA 8270	<10	10	ug/L	CMG	10/29/2009
2-Methylnaphthalene	EPA 8270	<2.0	2.0	ug/L	CMG	10/29/2009
Hexachlorocyclopentadiene	EPA 8270	<50	50	ug/L	CMG	10/29/2009
2-Chloronaphthalene	EPA 8270	<10	10	ug/L	CMG	10/29/2009
2-Nitroaniline	EPA 8270	<50	50	ug/L	CMG	10/29/2009
Dimethylphthalate	EPA 8270	<10	10	ug/L	CMG	10/29/2009
Acenaphthylene	EPA 8270	<2.0	2.0	ug/L	CMG	10/29/2009
2,6-Dinitrotoluene	EPA 8270	<10	10	ug/L	CMG	10/29/2009
3-Nitroaniline	EPA 8270	<50	50	ug/L	CMG	10/29/2009
Acenaphthene	EPA 8270	<2.0	2.0	ug/L	CMG	10/29/2009
Dibenzofuran	EPA 8270	<10	10	ug/L	CMG	10/29/2009
2,4-Dinitrotoluene	EPA 8270	<10	10	ug/L	CMG	10/29/2009
Diethylphthalate	EPA 8270	<10	10	ug/L	CMG	10/29/2009
Fluorene	EPA 8270	<2.0	2.0	ug/L	CMG	10/29/2009
4-Chlorophenyl Phenyl Ether	EPA 8270	<10	10	ug/L	CMG	10/29/2009

GZA GeoEnvironmental, Inc.
106 South Street
Hopkinton, MA 01748
(781) 278-4700

A N A L Y T I C A L R E P O R T

GZA GeoEnvironmental, Inc.
380 Harvey Road
Manchester, NH 03103

Jim Wieck

Project Name.: **FNGP**
Project No.: **04.0022996.22**

Date Received: **10/23/2009**
Date Reported: **11/02/2009**
Work Order No.: **0910-00161**

Sample ID: **BRW-2**
Sample Date: **10/22/2009**
Sample No.: **002**

Test Performed	Method	Results	Reporting Limit	Units	Tech	Analysis Date
4-Nitroaniline	EPA 8270	<20	20	ug/L	CMG	10/29/2009
n-Nitrosodiphenylamine	EPA 8270	<10	10	ug/L	CMG	10/29/2009
4-Bromophenyl Phenyl Ether	EPA 8270	<10	10	ug/L	CMG	10/29/2009
Hexachlorobenzene	EPA 8270	<10	10	ug/L	CMG	10/29/2009
Phenanthrene	EPA 8270	<2.0	2.0	ug/L	CMG	10/29/2009
Anthracene	EPA 8270	<2.0	2.0	ug/L	CMG	10/29/2009
Carbazole	EPA 8270	<10	10	ug/L	CMG	10/29/2009
di-n-Butylphthalate	EPA 8270	<15	15	ug/L	CMG	10/29/2009
Fluoranthene	EPA 8270	<2.0	2.0	ug/L	CMG	10/29/2009
Pyrene	EPA 8270	<2.0	2.0	ug/L	CMG	10/29/2009
Butylbenzylphthalate	EPA 8270	<10	10	ug/L	CMG	10/29/2009
Benzo [a] Anthracene	EPA 8270	<2.0	2.0	ug/L	CMG	10/29/2009
3,3'-Dichlorobenzidine	EPA 8270	<20	20	ug/L	CMG	10/29/2009
Chrysene	EPA 8270	<2.0	2.0	ug/L	CMG	10/29/2009
bis(2-Ethylhexyl)Phthalate	EPA 8270	48	10	ug/L	CMG	10/29/2009
di-n-Octylphthalate	EPA 8270	<10	10	ug/L	CMG	10/29/2009
Benzo [b] Fluoranthene	EPA 8270	<2.0	2.0	ug/L	CMG	10/29/2009
Benzo [k] Fluoranthene	EPA 8270	<2.0	2.0	ug/L	CMG	10/29/2009
Benzo [a] Pyrene	EPA 8270	<2.0	2.0	ug/L	CMG	10/29/2009
Indeno [1,2,3-cd] Pyrene	EPA 8270	<2.0	2.0	ug/L	CMG	10/29/2009
Dibenzo [a,h] Anthracene	EPA 8270	<2.0	2.0	ug/L	CMG	10/29/2009
Benzo [g,h,i] Perylene	EPA 8270	<2.0	2.0	ug/L	CMG	10/29/2009
Surrogates:	EPA 8270					
***2-Fluorophenol	EPA 8270	24.7	15-110	% R	CMG	10/29/2009
***Phenol-D6	EPA 8270	20.5	15-110	% R	CMG	10/29/2009
***Nitrobenzene-D5	EPA 8270	33.5	30-130	% R	CMG	10/29/2009
***2-Fluorobiphenyl	EPA 8270	32.5	30-130	% R	CMG	10/29/2009
***2,4,6-Tribromophenol	EPA 8270	42.2	15-110	% R	CMG	10/29/2009
***P-Terphenyl-D14	EPA 8270	44.9	39-120	% R	CMG	10/29/2009
Extraction	EPA 3510C	1.0		DF	KEF	10/29/2009
SUBCONTRACTED ANALYTES						

GZA GeoEnvironmental, Inc.
106 South Street
Hopkinton, MA 01748
(781) 278-4700

A N A L Y T I C A L R E P O R T

GZA GeoEnvironmental, Inc.
380 Harvey Road
Manchester, NH 03103

Jim Wieck

Project Name.: **FNGP**
Project No.: **04.0022996.22**

Date Received: **10/23/2009**
Date Reported: **11/02/2009**
Work Order No.: **0910-00161**

Sample ID: **BRW-3**
Sample Date: **10/22/2009**
Sample No.: **003**

Test Performed	Method	Results	Reporting Limit	Units	Tech	Analysis Date
VOLATILE ORGANICS	EPA 8260				MQS	10/30/2009
Dichlorodifluoromethane	EPA 8260	<2.0	2.0	ug/L	MQS	10/30/2009
Chloromethane	EPA 8260	<2.0	2.0	ug/L	MQS	10/30/2009
Vinyl Chloride	EPA 8260	<1.0	1.0	ug/L	MQS	10/30/2009
Bromomethane	EPA 8260	<2.0	2.0	ug/L	MQS	10/30/2009
Chloroethane	EPA 8260	14	1.0	ug/L	MQS	10/30/2009
Trichlorofluoromethane	EPA 8260	<2.0	2.0	ug/L	MQS	10/30/2009
Diethylether	EPA 8260	<5.0	5.0	ug/L	MQS	10/30/2009
Acetone	EPA 8260	37	25	ug/L	MQS	10/30/2009
1,1-Dichloroethene	EPA 8260	<1.0	1.0	ug/L	MQS	10/30/2009
Carbon Disulfide	EPA 8260	<10	10	ug/L	MQS	10/30/2009
Dichloromethane	EPA 8260	<4.0	4.0	ug/L	MQS	10/30/2009
tert-Butyl alcohol (TBA)	EPA 8260	220	25	ug/L	MQS	10/30/2009
Methyl-Tert-Butyl-Ether	EPA 8260	<1.0	1.0	ug/L	MQS	10/30/2009
trans-1,2-Dichloroethene	EPA 8260	<1.0	1.0	ug/L	MQS	10/30/2009
1,1-Dichloroethane	EPA 8260	9.9	1.0	ug/L	MQS	10/30/2009
Di-isopropyl ether (DIPE)	EPA 8260	<2.0	2.0	ug/L	MQS	10/30/2009
Ethyl tert-butyl ether ETBE	EPA 8260	<2.0	2.0	ug/L	MQS	10/30/2009
2-Butanone	EPA 8260	52	25	ug/L	MQS	10/30/2009
2,2-Dichloropropane	EPA 8260	<1.0	1.0	ug/L	MQS	10/30/2009
cis-1,2-Dichloroethene	EPA 8260	2.1	1.0	ug/L	MQS	10/30/2009
Chloroform	EPA 8260	<1.0	1.0	ug/L	MQS	10/30/2009
Bromochloromethane	EPA 8260	<1.0	1.0	ug/L	MQS	10/30/2009
Tetrahydrofuran	EPA 8260	730	10	ug/L	MQS	10/30/2009
1,1,1-Trichloroethane	EPA 8260	<1.0	1.0	ug/L	MQS	10/30/2009
1,1-Dichloropropene	EPA 8260	<1.0	1.0	ug/L	MQS	10/30/2009
Carbon Tetrachloride	EPA 8260	<1.0	1.0	ug/L	MQS	10/30/2009
1,2-Dichloroethane	EPA 8260	5.0	1.0	ug/L	MQS	10/30/2009
Benzene	EPA 8260	<1.0	1.0	ug/L	MQS	10/30/2009
tert-Amyl methyl ether TAME	EPA 8260	<2.0	2.0	ug/L	MQS	10/30/2009
Trichloroethene	EPA 8260	<1.0	1.0	ug/L	MQS	10/30/2009
1,2-Dichloropropane	EPA 8260	<1.0	1.0	ug/L	MQS	10/30/2009
Bromodichloromethane	EPA 8260	<1.0	1.0	ug/L	MQS	10/30/2009
Dibromomethane	EPA 8260	<1.0	1.0	ug/L	MQS	10/30/2009
4-Methyl-2-Pentanone	EPA 8260	33	25	ug/L	MQS	10/30/2009

GZA GeoEnvironmental, Inc.
106 South Street
Hopkinton, MA 01748
(781) 278-4700

A N A L Y T I C A L R E P O R T

GZA GeoEnvironmental, Inc.
380 Harvey Road
Manchester, NH 03103

Jim Wieck

Project Name.: **FNGP**
Project No.: **04.0022996.22**

Date Received: **10/23/2009**
Date Reported: **11/02/2009**
Work Order No.: **0910-00161**

Sample ID: **BRW-3**
Sample Date: **10/22/2009**
Sample No.: **003**

Test Performed	Method	Results	Reporting Limit	Units	Tech	Analysis Date
cis-1,3-Dichloropropene	EPA 8260	<1.0	1.0	ug/L	MQS	10/30/2009
Toluene	EPA 8260	160	1.0	ug/L	MQS	10/30/2009
trans-1,3-Dichloropropene	EPA 8260	<2.0	2.0	ug/L	MQS	10/30/2009
1,1,2-Trichloroethane	EPA 8260	<1.0	1.0	ug/L	MQS	10/30/2009
2-Hexanone	EPA 8260	<25	25	ug/L	MQS	10/30/2009
1,3-Dichloropropane	EPA 8260	<1.0	1.0	ug/L	MQS	10/30/2009
Tetrachloroethene	EPA 8260	<1.0	1.0	ug/L	MQS	10/30/2009
Dibromochloromethane	EPA 8260	<1.0	1.0	ug/L	MQS	10/30/2009
1,2-Dibromoethane (EDB)	EPA 8260	<2.0	2.0	ug/L	MQS	10/30/2009
Chlorobenzene	EPA 8260	2.9	1.0	ug/L	MQS	10/30/2009
1,1,1,2-Tetrachloroethane	EPA 8260	<1.0	1.0	ug/L	MQS	10/30/2009
Ethylbenzene	EPA 8260	20	1.0	ug/L	MQS	10/30/2009
m&p-Xylene	EPA 8260	48	2.0	ug/L	MQS	10/30/2009
o-Xylene	EPA 8260	52	1.0	ug/L	MQS	10/30/2009
Styrene	EPA 8260	<1.0	1.0	ug/L	MQS	10/30/2009
Bromoform	EPA 8260	<2.0	2.0	ug/L	MQS	10/30/2009
Isopropylbenzene	EPA 8260	1.5	1.0	ug/L	MQS	10/30/2009
1,1,2,2-Tetrachloroethane	EPA 8260	<1.0	1.0	ug/L	MQS	10/30/2009
1,2,3-Trichloropropane	EPA 8260	<1.0	1.0	ug/L	MQS	10/30/2009
Bromobenzene	EPA 8260	<1.0	1.0	ug/L	MQS	10/30/2009
N-Propylbenzene	EPA 8260	<1.0	1.0	ug/L	MQS	10/30/2009
2-Chlorotoluene	EPA 8260	<1.0	1.0	ug/L	MQS	10/30/2009
1,3,5-Trimethylbenzene	EPA 8260	<1.0	1.0	ug/L	MQS	10/30/2009
4-Chlorotoluene	EPA 8260	<1.0	1.0	ug/L	MQS	10/30/2009
tert-Butylbenzene	EPA 8260	<1.0	1.0	ug/L	MQS	10/30/2009
1,2,4-Trimethylbenzene	EPA 8260	2.0	1.0	ug/L	MQS	10/30/2009
sec-Butylbenzene	EPA 8260	<1.0	1.0	ug/L	MQS	10/30/2009
p-Isopropyltoluene	EPA 8260	<1.0	1.0	ug/L	MQS	10/30/2009
1,3-Dichlorobenzene	EPA 8260	<1.0	1.0	ug/L	MQS	10/30/2009
1,4-Dichlorobenzene	EPA 8260	<1.0	1.0	ug/L	MQS	10/30/2009
n-Butylbenzene	EPA 8260	<1.0	1.0	ug/L	MQS	10/30/2009
1,2-Dichlorobenzene	EPA 8260	2.7	1.0	ug/L	MQS	10/30/2009
1,2-Dibromo-3-Chloropropane	EPA 8260	<5.0	5.0	ug/L	MQS	10/30/2009
1,3,5-Trichlorobenzene	EPA 8260	<1.0	1.0	ug/L	MQS	10/30/2009
1,2,4-Trichlorobenzene	EPA 8260	<1.0	1.0	ug/L	MQS	10/30/2009

GZA GeoEnvironmental, Inc.
106 South Street
Hopkinton, MA 01748
(781) 278-4700

A N A L Y T I C A L R E P O R T

GZA GeoEnvironmental, Inc.
380 Harvey Road
Manchester, NH 03103

Jim Wieck

Project Name.: **FNGP**
Project No.: **04.0022996.22**

Date Received: **10/23/2009**
Date Reported: **11/02/2009**
Work Order No.: **0910-00161**

Sample ID: **BRW-3**
Sample Date: **10/22/2009**
Sample No.: **003**

Test Performed	Method	Results	Reporting Limit	Units	Tech	Analysis Date
Hexachlorobutadiene	EPA 8260	<1.0	1.0	ug/L	MQS	10/30/2009
Naphthalene	EPA 8260	<2.0	2.0	ug/L	MQS	10/30/2009
1,2,3-Trichlorobenzene	EPA 8260	<1.0	1.0	ug/L	MQS	10/30/2009
Surrogates:	EPA 8260					
***1,2-Dichloroethane-D4	EPA 8260	96.3	70-130	% R	MQS	10/30/2009
***Toluene-D8	EPA 8260	95.4	70-130	% R	MQS	10/30/2009
***4-Bromofluorobenzene	EPA 8260	94.1	70-130	% R	MQS	10/30/2009
Preparation	EPA 5030B	1.0		CF	MQS	10/29/2009
TOTAL PETROLEUM HYDROCARBON	Mod. EPA 8100				RJD	10/26/2009
Hydrocarbon Content		2200	200	ug/L	RJD	10/26/2009
Surrogate:						
***p-Terphenyl		80.8	40-130	% R	RJD	10/26/2009
Extraction	EPA 3510C	1.0		DF	JKC	10/26/2009
RCRA METALS					LLZ	10/26/2009
Silver	EPA 6010B	<0.0050	0.0050	mg/L	LLZ	10/26/2009
Arsenic	EPA 6010B	0.017	0.010	mg/L	LLZ	10/26/2009
Barium	EPA 6010B	0.14	0.0050	mg/L	LLZ	10/26/2009
Cadmium	EPA 6010B	<0.0050	0.0050	mg/L	LLZ	10/26/2009
Chromium	EPA 6010B	<0.0050	0.0050	mg/L	LLZ	10/26/2009
Mercury	EPA 7470A	<0.00040	0.00040	mg/L	GDD	10/29/2009
Lead	EPA 6010B	<0.010	0.010	mg/L	LLZ	10/26/2009
Selenium	EPA 6010B	<0.025	0.025	mg/L	LLZ	10/26/2009
SEMI-VOLATILE ORGANICS	EPA 8270				CMG	10/29/2009
ACID FRACTION:	EPA 8270					
Phenol	EPA 8270	<10	10	ug/L	CMG	10/29/2009
2-Chlorophenol	EPA 8270	<10	10	ug/L	CMG	10/29/2009
2-Methylphenol	EPA 8270	<10	10	ug/L	CMG	10/29/2009
3&4-Methylphenol	EPA 8270	32	10	ug/L	CMG	10/29/2009
2-Nitrophenol	EPA 8270	<10	10	ug/L	CMG	10/29/2009
2,4-Dimethylphenol	EPA 8270	<10	10	ug/L	CMG	10/29/2009
Benzoic Acid	EPA 8270	<10	10	ug/L	CMG	10/29/2009
2,4-Dichlorophenol	EPA 8270	<10	10	ug/L	CMG	10/29/2009
4-Chloro-3-Methylphenol	EPA 8270	<20	20	ug/L	CMG	10/29/2009
2,4,6-Trichlorophenol	EPA 8270	<10	10	ug/L	CMG	10/29/2009
2,4,5-Trichlorophenol	EPA 8270	<10	10	ug/L	CMG	10/29/2009

GZA GeoEnvironmental, Inc.
106 South Street
Hopkinton, MA 01748
(781) 278-4700

A N A L Y T I C A L R E P O R T

GZA GeoEnvironmental, Inc.
380 Harvey Road
Manchester, NH 03103

Jim Wieck

Project Name.: **FNGP**
Project No.: **04.0022996.22**

Date Received: **10/23/2009**
Date Reported: **11/02/2009**
Work Order No.: **0910-00161**

Sample ID: **BRW-3**
Sample Date: **10/22/2009**
Sample No.: **003**

Test Performed	Method	Results	Reporting Limit	Units	Tech	Analysis Date
2,4-Dinitrophenol	EPA 8270	<100	100	ug/L	CMG	10/29/2009
4-Nitrophenol	EPA 8270	<50	50	ug/L	CMG	10/29/2009
4,6-Dinitro-2-Methylphenol	EPA 8270	<50	50	ug/L	CMG	10/29/2009
Pentachlorophenol	EPA 8270	<50	50	ug/L	CMG	10/29/2009
BASE-NEUTRAL FRACTION:						
n-Nitrosodimethylamine	EPA 8270	<10	10	ug/L	CMG	10/29/2009
bis(2-Chloroethyl)Ether	EPA 8270	<10	10	ug/L	CMG	10/29/2009
1,3-Dichlorobenzene	EPA 8270	<10	10	ug/L	CMG	10/29/2009
1,4-Dichlorobenzene	EPA 8270	<10	10	ug/L	CMG	10/29/2009
Benzyl Alcohol	EPA 8270	<20	20	ug/L	CMG	10/29/2009
1,2-Dichlorobenzene	EPA 8270	<10	10	ug/L	CMG	10/29/2009
bis(2-Chloroisopropyl)Ether	EPA 8270	<10	10	ug/L	CMG	10/29/2009
n-Nitrosodi-n-Propylamine	EPA 8270	<10	10	ug/L	CMG	10/29/2009
Hexachloroethane	EPA 8270	<10	10	ug/L	CMG	10/29/2009
Nitrobenzene	EPA 8270	<10	10	ug/L	CMG	10/29/2009
Isophorone	EPA 8270	<10	10	ug/L	CMG	10/29/2009
bis(2-Chloroethoxy)Methane	EPA 8270	<10	10	ug/L	CMG	10/29/2009
1,2,4-Trichlorobenzene	EPA 8270	<10	10	ug/L	CMG	10/29/2009
Naphthalene	EPA 8270	<2.0	2.0	ug/L	CMG	10/29/2009
4-Chloroaniline	EPA 8270	<20	20	ug/L	CMG	10/29/2009
Hexachlorobutadiene	EPA 8270	<10	10	ug/L	CMG	10/29/2009
2-Methylnaphthalene	EPA 8270	<2.0	2.0	ug/L	CMG	10/29/2009
Hexachlorocyclopentadiene	EPA 8270	<50	50	ug/L	CMG	10/29/2009
2-Chloronaphthalene	EPA 8270	<10	10	ug/L	CMG	10/29/2009
2-Nitroaniline	EPA 8270	<50	50	ug/L	CMG	10/29/2009
Dimethylphthalate	EPA 8270	<10	10	ug/L	CMG	10/29/2009
Acenaphthylene	EPA 8270	<2.0	2.0	ug/L	CMG	10/29/2009
2,6-Dinitrotoluene	EPA 8270	<10	10	ug/L	CMG	10/29/2009
3-Nitroaniline	EPA 8270	<50	50	ug/L	CMG	10/29/2009
Acenaphthene	EPA 8270	<2.0	2.0	ug/L	CMG	10/29/2009
Dibenzofuran	EPA 8270	<10	10	ug/L	CMG	10/29/2009
2,4-Dinitrotoluene	EPA 8270	<10	10	ug/L	CMG	10/29/2009
Diethylphthalate	EPA 8270	<10	10	ug/L	CMG	10/29/2009
Fluorene	EPA 8270	<2.0	2.0	ug/L	CMG	10/29/2009
4-Chlorophenyl Phenyl Ether	EPA 8270	<10	10	ug/L	CMG	10/29/2009

GZA GeoEnvironmental, Inc.
106 South Street
Hopkinton, MA 01748
(781) 278-4700

A N A L Y T I C A L R E P O R T

GZA GeoEnvironmental, Inc.
380 Harvey Road
Manchester, NH 03103

Jim Wieck

Project Name.: **FNGP**
Project No.: **04.0022996.22**

Date Received: **10/23/2009**
Date Reported: **11/02/2009**
Work Order No.: **0910-00161**

Sample ID: **BRW-3**
Sample No.: **003**
Sample Date: **10/22/2009**

Test Performed	Method	Results	Reporting Limit	Units	Tech	Analysis Date
4-Nitroaniline	EPA 8270	<20	20	ug/L	CMG	10/29/2009
n-Nitrosodiphenylamine	EPA 8270	<10	10	ug/L	CMG	10/29/2009
4-Bromophenyl Phenyl Ether	EPA 8270	<10	10	ug/L	CMG	10/29/2009
Hexachlorobenzene	EPA 8270	<10	10	ug/L	CMG	10/29/2009
Phenanthrene	EPA 8270	<2.0	2.0	ug/L	CMG	10/29/2009
Anthracene	EPA 8270	<2.0	2.0	ug/L	CMG	10/29/2009
Carbazole	EPA 8270	<10	10	ug/L	CMG	10/29/2009
di-n-Butylphthalate	EPA 8270	<15	15	ug/L	CMG	10/29/2009
Fluoranthene	EPA 8270	<2.0	2.0	ug/L	CMG	10/29/2009
Pyrene	EPA 8270	<2.0	2.0	ug/L	CMG	10/29/2009
Butylbenzylphthalate	EPA 8270	<10	10	ug/L	CMG	10/29/2009
Benzo [a] Anthracene	EPA 8270	<2.0	2.0	ug/L	CMG	10/29/2009
3,3'-Dichlorobenzidine	EPA 8270	<20	20	ug/L	CMG	10/29/2009
Chrysene	EPA 8270	<2.0	2.0	ug/L	CMG	10/29/2009
bis(2-Ethylhexyl)Phthalate	EPA 8270	10	10	ug/L	CMG	10/29/2009
di-n-Octylphthalate	EPA 8270	<10	10	ug/L	CMG	10/29/2009
Benzo [b] Fluoranthene	EPA 8270	<2.0	2.0	ug/L	CMG	10/29/2009
Benzo [k] Fluoranthene	EPA 8270	<2.0	2.0	ug/L	CMG	10/29/2009
Benzo [a] Pyrene	EPA 8270	<2.0	2.0	ug/L	CMG	10/29/2009
Indeno [1,2,3-cd] Pyrene	EPA 8270	<2.0	2.0	ug/L	CMG	10/29/2009
Dibenzo [a,h] Anthracene	EPA 8270	<2.0	2.0	ug/L	CMG	10/29/2009
Benzo [g,h,i] Perylene	EPA 8270	<2.0	2.0	ug/L	CMG	10/29/2009
Surrogates:	EPA 8270					
***2-Fluorophenol	EPA 8270	36.2	15-110	% R	CMG	10/29/2009
***Phenol-D6	EPA 8270	27.6	15-110	% R	CMG	10/29/2009
***Nitrobenzene-D5	EPA 8270	48.0	30-130	% R	CMG	10/29/2009
***2-Fluorobiphenyl	EPA 8270	47.0	30-130	% R	CMG	10/29/2009
***2,4,6-Tribromophenol	EPA 8270	57.0	15-110	% R	CMG	10/29/2009
***P-Terphenyl-D14	EPA 8270	53.6	39-120	% R	CMG	10/29/2009
Extraction	EPA 3510C	1.0		DF	KEF	10/29/2009
SUBCONTRACTED ANALYTES						

GZA GEOENVIRONMENTAL, INC.
ENVIRONMENTAL CHEMISTRY LABORATORY
106 SOUTH ST, HOPKINTON, MA 01748
MASSACHUSETTS LABORATORY I.D. NO. MA092

EPA METHOD 6010B ANALYSIS
Metals by ICP

QUALITY CONTROL - AQUEOUS

DATE PREPARED: 10/26/2009

QC Sample	Method Blank	Lab Control Sample	LC Duplicate	LC/LCD Diff.
Units	mg/L	% Recovery	% Recovery	RPD
Acceptance Limits	Results	80-120	80-120	20%
Analyte				
Silver (Ag)	<0.0050	95.3	93.3	2.14
Aluminum (Al)	NA	NA	NA	NA
Arsenic (As)	<0.010	101	100	1.01
Boron (B)	NA	NA	NA	NA
Barium (Ba)	<0.0050	100	99.2	1.00
Beryllium (Be)	NA	NA	NA	NA
Calcium (Ca)	NA	NA	NA	NA
Cadmium (Cd)	<0.0050	94.6	93.2	1.50
Cobalt (Co)	<0.010	97.7	96.4	1.27
Chromium (Cr)	<0.0050	97.9	96.3	1.59
Copper (Cu)	<0.015	105	103	2.20
Iron (Fe)	<0.025	101	99.1	1.80
Magnesium (Mg)	NA	NA	NA	NA
Manganese (Mn)	<0.0050	95.0	93.3	1.91
Molybdenum (Mo)	NA	NA	NA	NA
Nickel (Ni)	<0.010	98.8	97.3	1.51
Lead (Pb)	<0.010	94.3	93.4	0.89
Antimony (Sb)	NA	NA	NA	NA
Selenium (Se)	<0.025	104	103	0.99
Strontium (Sr)	NA	NA	NA	NA
Titanium (Ti)	NA	NA	NA	NA
Thallium (Tl)	NA	NA	NA	NA
Vanadium (V)	NA	NA	NA	NA
Zinc (Zn)	<0.010	97.2	94.8	2.47
Zirconium (Zr)	NA	NA	NA	NA
Tin (Sn)	NA	NA	NA	NA

Matrix Spike / Duplicate Spike performed as per method and reported if assigned on Chain of Custody.

GZA GEOENVIRONMENTAL, INC.
ENVIRONMENTAL CHEMISTRY LABORATORY
106 SOUTH ST, HOPKINTON, MA 01748
MASSACHUSETTS LABORATORY I.D. NO. MA092

EPA METHOD 7470A ANALYSIS
Mercury by Cold Vapor Atomic Absorption

QUALITY CONTROL - AQUEOUS

Date Prepared : 10/28/09 A

QC Sample	Method Blank	Lab Control Sample	Lab Control Sample Duplicate	LC/LCD Difference
Units	mg/L	% Recovery	% Recovery	RPD
Acceptance Limits	Results	80-120	80-120	20%
Analyte				
Mercury (Hg)	<0.00040	93.1	96.7	3.81

RPD = Relative Percent Difference

GZA GeoEnvironmental, Inc.
106 South Street
Hopkinton, MA 01748

EPA Method 8260 / 524.2 Aqueous Method Blank (MB) and Laboratory Control Sample/Duplicate (LCS/LCSD) Data

Method Blank			Laboratory Control Sample				Laboratory Control Sample Duplicate					
Date Analyzed:	10/30/09		Date Analyzed:	10/30/09			10/30/09					
Volatile Organics	Conc. ug/L	Acceptance Limit	Spike Concentration = 20ug/L	% Recovery	Acceptance Limits	Verdict	% Recovery	Acceptance Limits	Verdict	RPD	Limit	Verdict
dichlorodifluoromethane	< 1.0	< 1.0	dichlorodifluoromethane	91.7	70-130	ok	89.0	70-130	ok	2.97	<25	ok
chloromethane	< 1.0	< 1.0	chloromethane	99.2	70-130	ok	96.4	70-130	ok	2.79	<25	ok
vinyl chloride	< 0.5	< 0.5	vinyl chloride	99.1	80-120	ok	96.6	70-130	ok	2.60	<25	ok
bromomethane	< 1.0	< 1.0	bromomethane	92.0	70-130	ok	88.9	70-130	ok	3.44	<25	ok
chloroethane	< 0.5	< 0.5	chloroethane	94.0	70-130	ok	94.6	70-130	ok	0.60	<25	ok
trichlorofluoromethane	< 1.0	< 1.0	trichlorofluoromethane	92.1	70-130	ok	91.6	70-130	ok	0.52	<25	ok
diethyl ether	< 2.5	< 2.5	diethyl ether	107	70-130	ok	105	70-130	ok	1.66	<25	ok
acetone	< 13	< 13	acetone	110	70-130	ok	108	70-130	ok	1.14	<25	ok
1,1-dichloroethene	< 0.5	< 0.5	1,1-dichloroethene	93.9	80-120	ok	91.4	70-130	ok	2.70	<25	ok
FREON-113	< 1.0	< 1.0	FREON-113	99.6	70-130	ok	97.3	70-130	ok	2.38	<25	ok
iodomethane	< 0.5	< 0.5	iodomethane	93.1	70-130	ok	91.0	70-130	ok	2.29	<25	ok
carbon disulfide	< 5.0	< 5.0	carbon disulfide	95.0	70-130	ok	95.7	70-130	ok	0.65	<25	ok
dichloromethane	1.2	< 1.0	dichloromethane	108	70-130	ok	107	70-130	ok	0.97	<25	ok
tert-butyl alcohol (TBA)	< 13	< 13	tert-butyl alcohol (TBA)	89.5	70-130	ok	87.4	70-130	ok	2.32	<25	ok
acrylonitrile	< 0.5	< 0.5	acrylonitrile	128	70-130	ok	126	70-130	ok	1.68	<25	ok
methyl-tert-butyl-ether	< 0.5	< 0.5	methyl-tert-butyl-ether	106	70-130	ok	103	70-130	ok	2.41	<25	ok
trans-1,2-dichloroethene	< 0.5	< 0.5	trans-1,2-dichloroethene	117	70-130	ok	119	70-130	ok	1.18	<25	ok
1,1-dichloroethane	< 0.5	< 0.5	1,1-dichloroethane	111	70-130	ok	112	70-130	ok	0.41	<25	ok
di-isopropyl ether (DIPE)	< 1.0	< 1.0	di-isopropyl ether (DIPE)	115	70-130	ok	114	70-130	ok	0.88	<25	ok
ethyl tert-butyl ether (EtBE)	< 1.0	< 1.0	ethyl tert-butyl ether (EtBE)	105	70-130	ok	103	70-130	ok	2.00	<25	ok
vinyl acetate	< 13	< 13	vinyl acetate	124	70-130	ok	121	70-130	ok	2.72	<25	ok
2-butanone	< 13	< 13	2-butanone	131	70-130	out	124	70-130	ok	5.77	<25	ok
2,2-dichloropropane	< 0.5	< 0.5	2,2-dichloropropane	75.9	70-130	ok	73.6	70-130	ok	2.98	<25	ok
cis-1,2-dichloroethene	< 0.5	< 0.5	cis-1,2-dichloroethene	102	70-130	ok	103	70-130	ok	0.65	<25	ok
chloroform	< 0.5	< 0.5	chloroform	98.1	80-120	ok	98.7	70-130	ok	0.60	<25	ok
bromochloromethane	< 0.5	< 0.5	bromochloromethane	103	70-130	ok	101	70-130	ok	2.17	<25	ok
tetrahydrofuran	< 5.0	< 5.0	tetrahydrofuran	113	70-130	ok	113	70-130	ok	0.25	<25	ok
1,1,1-trichloroethane	< 0.5	< 0.5	1,1,1-trichloroethane	86.9	70-130	ok	87.4	70-130	ok	0.50	<25	ok
1,1-dichloropropene	< 0.5	< 0.5	1,1-dichloropropene	104	70-130	ok	104	70-130	ok	0.41	<25	ok
carbon tetrachloride	< 0.5	< 0.5	carbon tetrachloride	86.8	70-130	ok	87.5	70-130	ok	0.77	<25	ok
1,2-dichloroethane	< 0.5	< 0.5	1,2-dichloroethane	92.1	70-130	ok	87.8	70-130	ok	4.79	<25	ok
benzene	< 0.5	< 0.5	benzene	112	70-130	ok	112	70-130	ok	0.20	<25	ok
tert-amyl methyl ether (TAME)	< 1.0	< 1.0	tert-amyl methyl ether (TAME)	104	70-130	ok	101	70-130	ok	2.67	<25	ok
trichloroethene	< 0.5	< 0.5	trichloroethene	99.6	70-130	ok	99.6	70-130	ok	0.02	<25	ok
1,2-dichloropropane	< 0.5	< 0.5	1,2-dichloropropane	113	80-120	ok	113	70-130	ok	0.39	<25	ok
bromodichloromethane	< 0.5	< 0.5	bromodichloromethane	92.5	70-130	ok	91.7	70-130	ok	0.83	<25	ok
1,4-Dioxane	< 50	< 50	1,4-Dioxane	90.9	70-130	ok	88.4	70-130	ok	2.81	<25	ok
dibromomethane	< 0.5	< 0.5	dibromomethane	98.2	70-130	ok	96.3	70-130	ok	1.97	<25	ok
4-methyl-2-pentanone	< 13	< 13	4-methyl-2-pentanone	108	70-130	ok	103	70-130	ok	4.30	<25	ok
cis-1,3-dichloropropene	< 0.5	< 0.5	cis-1,3-dichloropropene	98.9	70-130	ok	97.2	70-130	ok	1.68	<25	ok
toluene	< 0.5	< 0.5	toluene	98.2	80-120	ok	98.1	70-130	ok	0.12	<25	ok
trans-1,3-dichloropropene	< 1.0	< 1.0	trans-1,3-dichloropropene	89.8	70-130	ok	87.3	70-130	ok	2.89	<25	ok
1,1,2-trichloroethane	< 0.5	< 0.5	1,1,2-trichloroethane	93.7	70-130	ok	94.3	70-130	ok	0.70	<25	ok
2-hexanone	< 13	< 13	2-hexanone	106	70-130	ok	106	70-130	ok	0.00	<25	ok
1,3-dichloropropane	< 0.5	< 0.5	1,3-dichloropropane	102	70-130	ok	102	70-130	ok	0.23	<25	ok
tetrachloroethene	< 0.5	< 0.5	tetrachloroethene	89.4	70-130	ok	94.2	70-130	ok	5.19	<25	ok
dibromochloromethane	< 0.5	< 0.5	dibromochloromethane	87.6	70-130	ok	85.8	70-130	ok	2.02	<25	ok
1,2-dibromoethane (EDB)	< 1.0	< 1.0	1,2-dibromoethane (EDB)	91.9	70-130	ok	89.8	70-130	ok	2.32	<25	ok
chlorobenzene	< 0.5	< 0.5	chlorobenzene	89.4	70-130	ok	90.5	70-130	ok	1.19	<25	ok
1,1,1,2-tetrachloroethane	< 0.5	< 0.5	1,1,1,2-tetrachloroethane	82.1	70-130	ok	82.1	70-130	ok	0.01	<25	ok
ethylbenzene	< 0.5	< 0.5	ethylbenzene	89.7	80-120	ok	92.0	70-130	ok	2.53	<25	ok
1,1,2,2-tetrachloroethane	< 0.5	< 0.5	1,1,2,2-tetrachloroethane	96.2	70-130	ok	96.2	70-130	ok	0.06	<25	ok
m&p-xylene	< 1.0	< 1.0	m&p-xylene	89.0	70-130	ok	91.3	70-130	ok	2.57	<25	ok
o-xylene	< 0.5	< 0.5	o-xylene	97.0	70-130	ok	98.2	70-130	ok	1.23	<25	ok
styrene	< 0.5	< 0.5	styrene	106	70-130	ok	108	70-130	ok	2.05	<25	ok
bromoform	< 1.0	< 1.0	bromoform	95.8	70-130	ok	98.3	70-130	ok	2.52	<25	ok
isopropylbenzene	< 0.5	< 0.5	isopropylbenzene	115	70-130	ok	117	70-130	ok	1.76	<25	ok
1,2,3-trichloropropane	< 0.5	< 0.5	1,2,3-trichloropropane	98.9	70-130	ok	94.8	70-130	ok	4.23	<25	ok
bromobenzene	< 0.5	< 0.5	bromobenzene	97.9	70-130	ok	101	70-130	ok	3.36	<25	ok
n-propylbenzene	< 0.5	< 0.5	n-propylbenzene	106	70-130	ok	109	70-130	ok	2.51	<25	ok
2-chlorotoluene	< 0.5	< 0.5	2-chlorotoluene	97.4	70-130	ok	99.2	70-130	ok	1.82	<25	ok
1,3,5-trimethylbenzene	< 0.5	< 0.5	1,3,5-trimethylbenzene	96.4	70-130	ok	99.5	70-130	ok	3.18	<25	ok
trans-1,4-dichloro-2-butene	< 1.0	< 1.0	trans-1,4-dichloro-2-butene	96.6	70-130	ok	93.5	70-130	ok	3.26	<25	ok
4-chlorotoluene	< 0.5	< 0.5	4-chlorotoluene	101	70-130	ok	104	70-130	ok	2.80	<25	ok
tert-butyl-benzene	< 0.5	< 0.5	tert-butyl-benzene	99.1	70-130	ok	101	70-130	ok	1.92	<25	ok
1,2,4-trimethylbenzene	< 0.5	< 0.5	1,2,4-trimethylbenzene	95.4	70-130	ok	97.7	70-130	ok	2.41	<25	ok
sec-butyl-benzene	< 0.5	< 0.5	sec-butyl-benzene	98.0	70-130	ok	99.5	70-130	ok	1.57	<25	ok
p-isopropyltoluene	< 0.5	< 0.5	p-isopropyltoluene	96.0	70-130	ok	98.3	70-130	ok	2.32	<25	ok
1,3-dichlorobenzene	< 0.5	< 0.5	1,3-dichlorobenzene	93.3	70-130	ok	95.8	70-130	ok	2.69	<25	ok
1,4-dichlorobenzene	< 0.5	< 0.5	1,4-dichlorobenzene	94.1	70-130	ok	95.2	70-130	ok	1.09	<25	ok
n-butylbenzene	< 0.5	< 0.5	n-butylbenzene	101	70-130	ok	103	70-130	ok	2.06	<25	ok
1,2-dichlorobenzene	< 0.5	< 0.5	1,2-dichlorobenzene	93.6	70-130	ok	94.1	70-130	ok	0.55	<25	ok
1,2-dibromo-3-chloropropane	< 2.5	< 2.5	1,2-dibromo-3-chloropropane	92.9	70-130	ok	86.7	70-130	ok	6.93	<25	ok
1,3,5-trichlorobenzene	< 0.5	< 0.5	1,3,5-trichlorobenzene	101	70-130	ok	102	70-130	ok	0.84	<25	ok
1,2,4-trichlorobenzene	< 0.5	< 0.5	1,2,4-trichlorobenzene	100	70-130	ok	101	70-130	ok	0.32	<25	ok
hexachlorobutadiene	< 0.5	< 0.5	hexachlorobutadiene	96.3	70-130	ok	94.2	70-130	ok	2.18	<25	ok
naphthalene	< 1.0	< 1.0	naphthalene	86.2	70-130	ok	87.8	70-130	ok	1.77	<25	ok
1,2,3-trichlorobenzene	< 0.5	< 0.5	1,2,3-trichlorobenzene	98.2	70-130	ok	101	70-130	ok	3.14	<25	ok

Surrogates:	Recovery (%)	Acceptance Limits	Surrogates:	Recovery (%)	Acceptance Limits	Verdict	Recovery (%)	Acceptance Limits	Verdict	RPD	Acceptance Limits	Verdict
DIBROMOFLUOROMETHANE	94.0	70-130	DIBROMOFLUOROMETHANE	94.4	70-130	ok	93.9	70-130	ok	0.56	<25	ok
1,2-DICHLOROETHANE-D4	99.1	70-130	1,2-DICHLOROETHANE-D4	103	70-130	ok	96.3	70-130	ok	6.43	<25	ok
TOLUENE-D8	93.7	70-130	TOLUENE-D8	94.0	70-130	ok	92.9	70-130	ok	1.13	<25	ok
4-BROMOFLUOROBENZENE	95.4	70-130	4-BROMOFLUOROBENZENE	98.3	70-130	ok	101	70-130	ok	2.18	<25	ok
1,2-DICHLOROBENZENE-D4	86.3	70-130	1,2-DICHLOROBENZENE-D4	91.7	70-130	ok	89.8	70-130	ok	2.09	<25	ok

Instrument: HP GC/MS "S"

GZA GeoEnvironmental, Inc.
106 South Street
Hopkinton, MA 01748
MA092

EPA Method 8270/625 Aqueous Method Blank (MB) and Laboratory Control Sample (LCS) Data

Method Blank

Date Extracted:	**10/29/09**
Date Analyzed:	**10/29/09**
File Name:	**M2969**

Semi-Volatile Organics	**Result**	**Reporting Limit (ug/L)**
n-nitrosodimethylamine	ND	10
pyridine	ND	100
phenol	ND	10
bis(2-chloroethyl)ether	ND	10
2-chlorophenol	ND	10
1,3-dichlorobenzene	ND	10
1,4-dichlorobenzene	ND	10
benzyl alchohol	ND	20
1,2-dichlorobenzene	ND	10
2-methylphenol	ND	10
bis(2-chloroisopropyl)ether	ND	10
3&4-methylphenol	ND	10
n-nitrosodi-n-propylamine	ND	10
acetophenone	ND	10
hexachloroethane	ND	10
nitrobenzene	ND	10
isophrone	ND	10
2-nitrophenol	ND	10
2,4-dimethylphenol	ND	10
benzoic acid	ND	10
bis(2-chloroethoxy)methane	ND	10
2,4-dichlorophenol	ND	10
1,2,4-trichlorobenzene	ND	10
naphthalene	ND	2.0
4-chloroaniline	ND	10
hexachlorobutadiene	ND	10
4-chloro-3-methylphenol	ND	20
2-methylnaphthalene	ND	2.0
1,2,4,5-Tetrachlorobenzene	ND	10
aniline	ND	10
hexachlorocyclopentadiene	ND	50
2,4,6-trichlorophenol	ND	10
2,4,5-trichlorophenol	ND	10
2-chloronaphthalene	ND	10
2-nitroaniline	ND	50
dimethylphthalate	ND	10
acenaphthylene	ND	2.0
2,6-dinitrotoluene	ND	10
3-nitroaniline	ND	50
acenaphthene	ND	2.0
2,4-dinitrophenol	ND	100
dibenzofuran	ND	10
4-nitrophenol	ND	50
2,4-dinitrotoluene	ND	10
diethylphthalate	ND	10
fluorene	ND	2.0
4-chlorophenyl phenyl ether	ND	10
4-nitroaniline	ND	20
4,6-dinitro-2-methylphenol	ND	50
n-nitrosodiphenylamine	ND	10
azobenzene	ND	10
4-bromophenyl phenyl ether	ND	10
pentachloronitrobenzene	ND	10
hexachlorobenzene	ND	10
pentachlorophenol	ND	50
phenanthrene	ND	2.0
anthracene	ND	2.0
carbazole	ND	10
di-n-butylphthalate	ND	15
fluoranthene	ND	2.0
benzidine	ND	10
pyrene	ND	2.0
butylbenzylphthalate	ND	10
benz [a] anthracene	ND	2.0
3,3'-dichlorobenzidine	ND	20
chrysene	ND	2.0
bis(2-ethylhexyl)phthalate	ND	10
di-n-octylphthalate	ND	10
benzo [b] fluoranthene	ND	2.0
benzo [k] fluoranthene	ND	2.0
benzo [a] pyrene	ND	2.0
indeno [1,2,3-cd] pyrene	ND	2.0
dibenz [a,h] anthracene	ND	2.0
benzo [ghi] perylene	ND	2.0

Surrogates:	**Recovery (%)**	**Acceptance Limits**
2-FLUOROPHENOL	38.8	15-110
PHENOL-D6	28.4	15-110
NITROBENZENE-D5	53.9	30-130
2-FLUOROBIPHENYL	55.5	30-130
2,4,6-TRIBROMOPHENOL	49.8	15-100
p-TERPHENYL-D14	61.0	30-130

GZA GeoEnvironmental, Inc.
106 South Street
Hopkinton, MA 01748
MA092

EPA Method 8270/625 Aqueous Method Blank (MB) and Laboratory Control Sample (LCS) Data

Laboratory Control Sample

Date Extracted: 10/29/09
Date Analyzed: 10/29/09
File Name: M2970

Spike Concentration = 20ug/L	% Recovery	Acceptance Limits	Verdict
n-nitrosodimethylamine	58.2	40-140	ok
pyridine	38.9	40-140	out
phenol	44.7	30-130	ok
bis(2-chloroethyl)ether	72.5	40-140	ok
2-chlorophenol	67.3	30-130	ok
1,3-dichlorobenzene	59.7	40-140	ok
1,4-dichlorobenzene	58.3	40-140	ok
benzyl alchohol	70.4	40-140	ok
1,2-dichlorobenzene	61.0	40-140	ok
2-methylphenol	62.5	30-130	ok
bis(2-chloroisopropyl)ether	67.2	40-140	ok
3&4-methylphenol	61.9	30-130	ok
n-nitrosodi-n-propylamine	70.3	40-140	ok
acetophenone	70.4	40-140	ok
hexachloroethane	61.2	40-140	ok
nitrobenzene	66.6	40-140	ok
isophrone	70.1	40-140	ok
2-nitrophenol	60.1	30-130	ok
2,4-dimethylphenol	65.9	30-130	ok
benzoic acid	30.2	40-140	out
bis(2-chloroethoxy)methane	70.6	40-140	ok
2,4-dichlorophenol	64.7	30-130	ok
1,2,4-trichlorobenzene	60.6	40-140	ok
naphthalene	66.0	40-140	ok
4-chloroaniline	78.0	40-140	ok
hexachlorobutadiene	57.9	40-140	ok
4-chloro-3-methylphenol	70.9	30-130	ok
2-methylnaphthalene	60.9	40-140	ok
1,2,4,5-Tetrachlorobenzene	63.6	40-140	ok
aniline	68.5	40-140	ok
hexachlorocyclopentadiene	53.8	40-140	ok
2,4,6-trichlorophenol	68.5	30-130	ok
2,4,5-trichlorophenol	60.3	30-130	ok
2-chloronaphthalene	66.5	40-140	ok
2-nitroaniline	70.0	40-140	ok
dimethylphthalate	71.0	40-140	ok
acenaphthylene	65.2	40-140	ok
2,6-dinitrotoluene	71.2	40-140	ok
3-nitroaniline	72.5	40-140	ok
acenaphthene	66.4	40-140	ok
2,4-dinitrophenol	76.5	30-130	ok
dibenzofuran	67.4	40-140	ok
4-nitrophenol	40.4	30-130	ok
2,4-dinitrotoluene	71.5	40-140	ok
diethylphthalate	71.1	40-140	ok
fluorene	67.3	40-140	ok
4-chlorophenyl phenyl ether	67.8	40-140	ok
4-nitroaniline	79.4	30-130	ok
4,6-dinitro-2-methylphenol	71.1	30-130	ok
n-nitrosodiphenylamine	71.4	40-140	ok
azobenzene	68.8	40-140	ok
4-bromophenyl phenyl ether	66.5	40-140	ok
pentachloronitrobenzene	65.2	40-140	ok
hexachlorobenzene	65.4	40-140	ok
pentachlorophenol	52.3	30-130	ok
phenanthrene	71.6	40-140	ok
anthracene	68.4	40-140	ok
carbazole	71.3	40-140	ok
di-n-butylphthalate	72.5	40-140	ok
fluoranthene	68.3	40-140	ok
benzidine	12.9	40-140	out
pyrene	69.2	40-140	ok
butylbenzylphthalate	70.8	40-140	ok
benz [a] anthracene	70.0	40-140	ok
3,3'-dichlorobenzidine	76.1	40-140	ok
chrysene	69.5	40-140	ok
bis(2-ethylhexyl)phthalate	76.0	40-140	ok
di-n-octylphthalate	77.8	40-140	ok
benzo [b] fluoranthene	74.6	40-140	ok
benzo [k] fluoranthene	80.8	40-140	ok
benzo [a] pyrene	80.0	40-140	ok
indeno [1,2,3-cd] pyrene	74.0	40-140	ok
dibenz [a,h] anthracene	72.0	40-140	ok
benzo [ghi] perylene	73.3	40-140	ok

CAM criteria allows 15% of analytes to exceed criteria.

Surrogates:	Recovery (%)	Acceptance Limits	Verdict
2-FLUOROPHENOL	46.4	15-110	ok
PHENOL-D6	32.9	15-110	ok
NITROBENZENE-D5	56.7	30-130	ok
2-FLUOROBIPHENYL	59.3	30-130	ok
2,4,6-TRIBROMOPHENOL	62.3	15-110	ok
p-TERPHENYL-D14	60.2	30-130	ok

WHITE COPY - Original YELLOW COPY - Lab Files PINK COPY - Project Manager

CHAIN-OF-CUSTODY RECORD

W.O. # 0910-00161 (for lab use only)

Sample I.D.	Date/Time Sampled (Very Important)	Matrix (A=Air, S=Soil, GW=Ground W., SW=Surface W., WW=Waste W., DW=Drinking W., Other (specify))	Sample Type (A=Auto, M=Manual, P=Prop, F=Flow, T=Timed, G=Grab, C=Comp)	WW ONLY: 624	WW ONLY: 601	DW: 524.2	GC Screen (Methane)	8260 B-Nit Full List 10/23	8260 - 8240 List	8021 - 8010 List / 8020 List	8015B - DRO	8015B - GRO	TPH-GC (Mod. 8100)	TPH-GC w/FING	8270 PAH / A / BN	8081 Pest / 8082 PCB	TCLP (Spec. Below)	Dissolved Metals / PPM-13 / R-8 / Listed Below	Total Metals / PPM-13 / R-8 / Listed Below	ASBESTOS BULK: PLM	ASBESTOS BULK: TEM Chatfield	ASBESTOS BULK: Point Counting	AIR: N7400 (PCM)					Total # of Cont.	Note #
BRW-1	10-22-09 10:00	GW	G					✓					✓		✓				✓										6	1
BRW-2	10-22-09 10:30	GW	G					✓					✓		✓				✓										6	↓
BRW-3	10-22-09 11:00	GW	G					✓					✓		✓				✓										6	↓
METALS SAMPLES ("F" INDICATES THAT THE SAMPLE WAS FILTERED IN THE FIELD)																														
PRESERVATIVE (Cl - HCl, M=Methanol, N - HNO3, S - H2SO4, Na - NaOH, O - Other)*								Cl					/		/				N											
CONTAINER TYPE (P-Plastic, G-Glass, V-Vial, T-Teflon, O-Other)*								✓					G		G				P											

RELINQUISHED BY: (AFFILIATION)	DATE/TIME	RECEIVED BY: (AFFILIATION)
al Jacobson GZA	10-22-09 14:00	Bill Biscan 10/22/09 1430
Bill Biscan	10/22/09 1600	W Allen
WAllen		Jim Fabio 10/23/09 1036

NOTES: (Unless otherwise noted, all samples have been refrigerated to 4° C)
*Specify "Other" preservatives and containers types in this space.

① 8270 full + PAH SIM 10/26 LG

2 Bags Rec

YOU MUST INCLUDE AN ECL PURCHASE ORDER NUMBER WHEN SHIPPING SAMPLES DIRECTLY TO ALPHA ECL P.O.#: _____
Contact ECL at 508-435-9244 Ext. 4721 — Sample Receiving for a Purchase Order Number.

0912 JB

TURNAROUND TIME: Standard Rush___ Days, Approved by _____ TEMP. OF COOLER 4-7 °C

PROJECT MANAGER: Jim Wieck EXT: _____

10/23 LG

GZA FILE NO: 04.0022996.22 P.O. NO. _____

PROJECT FNGP

LOCATION Bristol N.H.

COLLECTOR(S) AYJ SHEET 1 OF 1

GZA GEOENVIRONMENTAL, INC.
ENGINEERS AND SCIENTISTS

Airpark Business Center
380 Harvey Road
MANCHESTER, NH 03103-3347
(603) 623-3600
FAX (603) 624-9463

GZAP007

TABLES

TABLE 1A
SUMMARY OF WATER QUALITY DATA
UPPER HYDROGEOLOGIC UNIT
YEAR 2009 ANNUAL SUMMARY REPORT

Freudenberg-NOK General Partnership
Bristol, New Hampshire
NHDES Site No. 198706012

MW-2S	NHDES AGQS	Aug-94	Jan-95	May-95	Nov-95	Apr-96	Jul-96	Nov-96	Apr-97	Jul-97	Nov-97	GC Apr-98 GC	Apr-98	Nov-98	Apr-99	Jul-99	Nov-99	Apr-00	Jul-00	Nov-00	Apr-01	Jul-01	Nov-01
Vinyl Chloride	2	BDL	BDL	BDL	BDL	BDL	BDL	BDL	BDL		BDL	BDL	1	BDL	BDL	BDL	BDL	BDL	<2.0	<50	BDL	<20	<100
1, 1 Dichloroethene	7	BDL	BDL	BDL	BDL	BDL	BDL	BDL	BDL				BDL	BDL	8	BDL	BDL	BDL	<0.96	<10	BDL	<20	<50
trans-1,2 Dichloroethene	100													2	20	BDL	BDL	24	178	<10	BDL	<20	<50
cis-1,2 Dichloroethene	70	2,400	2,100	2,100	6,100	1,700	650	860	1,500	1,300	510	1,600	4,600	BDL	BDL	74	3,700	1,900	12,200	6,500	33,000	1,800	6,300
1,1,1 Trichloroethane	200	BDL	250	BDL	BDL	110	BDL	20	23	BDL	BDL		120	9	23	20	BDL	270	158	1,000	1,900	450	800
Trichloroethene	5	16,000	9,000	12,000	9,100	6,900	2,500	1,200	1,100	720	1,200	870	1,200	430	250	460	420	91	1,950	1,600	2,900	1,000	860
Tetrachloroethene	5	BDL	BDL	BDL	BDL	BDL	BDL	BDL	BDL				3	2	2	BDL	BDL	BDL	<5.0	<10	BDL	<20	<50
Benzene	5													BDL	BDL	BDL	BDL	4	<5.0	<10	BDL	<20	<50
Toluene	1,000	BDL	4,600	5,700	13,000	8,600	2,300	850	910	730	630	5,610	2,500	300	270	140	250	360	<5.0	850	14,000	1,000	1,700
1,2-Dichlorobenzene	600													16	13	BDL	BDL	4	<5.0	<10	BDL	<20	<50
1,4-Dichlorobenzene	75													6	2	BDL	BDL	2	<5.0	<10	BDL	<20	<50
1,1 Dichloroethane	81	BDL	BDL	BDL	BDL	BDL	BDL	BDL	BDL		BDL		13	1	13	2	BDL	26	<5.0	<10	BDL	<20	<50
1,2 Dichloroethane	5	BDL	BDL	BDL	BDL	BDL	BDL	BDL	BDL				BDL	BDL	1	BDL	BDL	8	<5.0	<10	BDL	<20	<50
Total Xylenes	10,000									55	BDL			73	67	29	BDL	15	<5.0	84	BDL	48	<50
MTBE	13										BDL			BDL	BDL	6	BDL	BDL	<5.0	<10	BDL	<100	<100
Ethyl Benzene	700									10				14	12	6	BDL	6	<5.0	20	BDL	<20	<50
Total VOC		18,400	15,950	19,800	28,200	17,310	5,450	2,930	3,533	2,815	2,340	8,080	8,437	853	681	737	4,370	2,710	14,486	10,054	51,800	4,298	9,660

MW-2S	NHDES AGQS	Apr-02	Jul-02	Nov-02	Apr-03	Jul-03	Nov-03	Apr-04	Jul-04	Nov-04	Apr-05	Jul-05	Nov-05	Apr-06	Nov-06	Apr-07	Jul-07	Nov-07	Apr-08	Jul-08	Nov-08	Apr-09	Jul-09	Nov-09
Vinyl Chloride	2	<1.0	23	<200	<2500	<50	<25	<2.5	<50	<10	<25	<25	<50	<2.0	<10	<2.5	<2.5	<2.5	<25	<500	<100	<250	<500	3,300
1, 1 Dichloroethene	7	<1.0	10	<100	<100	<50	<25	9.9	<50	<10	<25	<25	<50	<2.0	<10	<2.5	<2.5	<2.5	<25	<500	<100	<250	<500	<250
trans-1,2 Dichloroethene	100	<1.0	43	120	220	<50	<25	28	<50	<10	27	59	<50	3.9	<10	12	<2.5	14	130	<500	<100	<250	<500	<250
cis-1,2 Dichloroethene	70	20	6,000	16,000	29,000	3,900	6,600	5,300	3,100	990	2,700	8,900	3,700	230	910	1,200	200	1,600	26,000	32,000	3,600	23,000	40,000	35,000
1,1,1 Trichloroethane	200	<1.0	680	1,900	1,600	170	830	500	130	120	260	98	95	16	44	33	7.2	64	95	<500	<100	<250	<500	<250
Trichloroethene	5	47	430	920	1,200	660	1,100	2,000	2400	590	340	4,800	980	130	260	130	50	200	470	1,700	290	<250	<500	<250
Tetrachloroethene	5	<1.0	<10	<100	<100	<50	<25	2.8	<50	<10	<25	<25	<50	<2.0	<10	<2.5	<2.5	<2.5	<25	<500	<100	<250	<500	<250
Benzene	5	<1.0	<10	<100	<100	<50	<25	4.0	<50	<10	<25	<25	<50	<2.0	<10	<2.5	<2.5	<2.5	<25	<500	<100	<250	<500	<250
Toluene	1,000	<1.0	2,400	3,100	5,700	650	1,200	980	<100	61	800	<25	<50	<2.0	14	9.6	<2.5	42	170	<500	<100	<250	<500	<250
1,2-Dichlorobenzene	600	<1.0	<10	<100	<100	<50	<25	16	<50	<10	<25	<25	<50	<2.0	<10	<2.5	<2.5	2.7	<25	<500	<100	<250	<500	<250
1,4-Dichlorobenzene	75	<1.0	<10	<100	<100	<50	<25	6.1	<50	<10	<25	<25	<50	<2.0	<10	<2.5	<2.5	<2.5	<25	<500	<100	<250	<500	<250
1,1 Dichloroethane	81	<1.0	<10	<100	<100	<50	53	19	<50	11	37	<25	<50	2.9	16	9.8	<2.5	11	59	<500	<100	<250	<500	<250
1,2 Dichloroethane	5	<1.0	<10	<100	<100	<50	<25	<2.5	<50	<10	<25	<25	<50	<2.0	<10	<2.5	<2.5	<2.5	<25	<500	<100	<250	<500	<250
Total Xylenes	10,000	<1.0	73	<100	360	100	124	74	<50	<10	<25	<50	<100	<2.0	<10	<2.5	<2.5	10.3	<50	<1000	<200	<750	<1500	<750
MTBE	13	<5.0	<10	<100	<100	<50	<25	<2.5	<50	<10	<25	<25	<50	<2.0	<10	<2.5	<2.5	<2.5	<25	<500	<100	<250	<500	<250
Ethyl Benzene	700	<1.0	14	<100	<100	<50	<25	19	<50	<10	<25	<25	<50	<2.0	<10	<2.5	<2.5	<2.5	<14	<500	<100	<250	<500	<250
Total VOC		67	9,673	22,040	38,080	5,480	9,907	8,959	5,630	1,772	4,164	13,857	4,775	380	1,244	1,394	257	1,944	26,924	33,700	3,890	23,000	40,000	38,300

SEE NOTES ON LAST PAGE.

TABLE 1A
SUMMARY OF WATER QUALITY DATA
UPPER HYDROGEOLOGIC UNIT
YEAR 2009 ANNUAL SUMMARY REPORT

Freudenberg-NOK General Partnership
Bristol, New Hampshire
NHDES Site No. 198706012

PS-2S	NHDES AGQS	Aug-94	Jan-95	May-95	Nov-95	GC Apr-96	GC Jul-96	GC Nov-96	GC Apr-97	GC Jul-97	Nov-97	GC Apr-98	Jul-98	Nov-98	Apr-99	Nov-99	Apr-00	Jul-00	Nov-00	Apr-01
Vinyl Chloride	2	BDL	BDL	BDL	BDL						BDL	BDL	BDL	BDL	BDL	BDL	BDL	NS	<5.0	BDL
1, 1 Dichloroethene	7	BDL	BDL	BDL	BDL								BDL	BDL	BDL	BDL	**6**	NS	<1.0	BDL
trans-1,2 Dichloroethene	100												**2.5**	BDL	BDL	BDL	BDL	NS	<1.0	BDL
cis-1,2 Dichloroethene	70	**290**	**103**	**190**	**170**	**760**	**260**	**71**	**40**	**19**	**50**	**24**	**359**	BDL	**43**	**110**	**120**	NS	<1.0	**92**
1,1,1 Trichloroethane	200	**14**	**10**	BDL	**6**						**5**		**9.1**	**3**	**5**	BDL	BDL	NS	**4**	**10**
Trichloroethene	5	**33**	**23**	**35**	**16**	**100**	**13**	**4.6**	**17**	**8.7**	**9**	**32**	**85**	**33**	**46**	**110**	**83**	NS	**26**	**79**
Tetrachloroethene	5	BDL	BDL	BDL	BDL								**0.8**	BDL	BDL	BDL	BDL	NS	<1.0	BDL
Benzene	5													BDL	BDL	BDL	BDL	NS	<1.0	BDL
Chloroform	6												**2.9**	BDL	BDL	BDL	BDL	NS	<1.0	BDL
Toluene	1,000	BDL	BDL	BDL	BDL	BDL	BDL	BDL	BDL	BDL	**2**	BDL		BDL	BDL	BDL	BDL	NS	<1.0	BDL
1, 1 Dichloroethane	81	**10**	**11**	**27**	**17**						**3**			**2**	**6**	BDL	BDL	NS	**4**	**5**
1,2 Dichloroethane	5	BDL	**3**	BDL	BDL								**1.9**	BDL	BDL	BDL	BDL	NS	<1.0	BDL
Total Xylenes	10,000										**2**			BDL	BDL	BDL	BDL	NS	<1.0	BDL
MTBE	13										**8**		**6.4**	BDL	BDL	BDL	**5**	NS	<1.0	**BDL**
Ethyl Benzene	700												**0.8**	BDL	BDL	BDL	BDL	NS	<1.0	BDL
Total VOC		347	150	252	209	860	273	76	57	28	79	56	468	38	100	220	214	NS	34	186

PS-2S	NHDES AGQS	Jul-01	Nov-01	Apr-02	Jul-02	Nov-02	Apr-03	Jul-03	Nov-03	Apr-04	Jul-04	Nov-04	Apr-05	Jul-05	Nov-05	Apr-06	Nov-06	Apr-07	Jul-07	Dec-07
Vinyl Chloride	2	<1.0	<2.0	<2.0	<1.0	<2.0	<1.0	<1.0	<1.0	<1.0	<2.5	**6.1**	<2.0	<1.0	<1.0	<2.5	<5.0	<1.0	<2.5	<2.5
1, 1 Dichloroethene	7	<1.0	<1.0	<2.0	<1.0	<1.0	<1.0	<1.0	<1.0	<1.0	<2.5	<5.0	<2.0	<1.0	<1.0	<2.5	<5.0	<1.0	<2.5	<2.5
trans-1,2 Dichloroethene	100	<1.0	<1.0	<2.0	<1.0	**1.1**	<1.0	**1.0**	<1.0	**1.4**	**3.2**	**7.1**	<2.0	1.6	1.2	<2.5	<5.0	**1.7**	<2.5	<2.5
cis-1,2 Dichloroethene	70	**82**	**18**	**69**	**90**	**100**	**75**	**83**	**110**	**170**	**220**	**860**	**85**	**130**	**140**	**160**	**78**	**150**	**170**	**180**
1,1,1 Trichloroethane	200	**14**	**1.0**	**10**	**11**	**16**	**13**	**14**	**7.7**	**13**	**17**	**9.4**	**4.4**	**16**	**13**	**16**	**13**	**6.6**	**7.3**	**6**
Trichloroethene	5	**90**	**27**	**110**	**77**	**100**	**120**	**110**	**120**	**130**	**130**	**200**	**46**	**120**	**170**	**57**	**87**	**41**	**28**	**60**
Tetrachloroethene	5	<1.0	<1.0	<1.0	<1.0	<1.0	<1.0	<1.0	<1.0	<1.0	<2.5	<5.0	<2.0	<1.0	<1.0	<2.5	<5.0	<1.0	<2.5	<2.5
Benzene	5	<1.0	<1.0	<1.0	<1.0	<1.0	<1.0	<1.0	<1.0	<1.0	<2.5	<5.0	<2.0	<1.0	<1.0	<2.5	<5.0	<1.0	<2.5	<2.5
Chloroform	6	<1.0	<1.0	<1.0	<1.0	<1.0	<1.0	<1.0	<1.0	<1.0	<2.5	<5.0	<2.0	<2.0	<1.0	<2.5	<5.0	<1.0	<2.5	<2.5
Toluene	1,000	<1.0	<1.0	<1.0	<1.0	<1.0	<1.0	<1.0	<1.0	<1.0	<2.5	<5.0	<2.0	<1.0	<1.0	<2.5	<5.0	<1.0	<2.5	<2.5
1, 1 Dichloroethane	81	**6.2**	**1.4**	<1.0	**6.3**	**8.6**	**5.2**	**7.2**	**9.6**	**13**	**20**	**44**	**7.1**	**14**	**10**	**15**	**5.1**	**10**	**12**	**10**
1,2 Dichloroethane	5	<1.0	<1.0	<1.0	<1.0	<1.0	<1.0	<1.0	<1.0	<1.0	<2.5	<5.0	<2.0	<1.0	<1.0	<2.5	<5.0	<1.0	<2.5	<2.5
Total Xylenes	10,000	<2.0	<1.0	<1.0	<1.0	<1.0	<1.0	<2.0	<2.0	<1.0	<2.5	**6.9**	<2.0	<2.0	<2.0	<2.5	<5.0	<2.0	<2.5	<2.5
MTBE	13	<5.0	<2.0	<1.0	<1.0	<1.0	<1.0	<1.0	<1.0	<1.0	<2.5	<5.0	<2.0	<1.0	<1.0	<2.5	<5.0	<1.0	<2.5	<2.5
Ethyl Benzene	700	<1.0	<1.0	<1.0	<1.0	<1.0	<1.0	<1.0	<1.0	<1.0	<2.5	<5.0	<2.0	<1.0	<1.0	<2.5	<5.0	<1.0	<2.5	<2.5
Total VOC		192	47.4	189	184	226	213	215	247	327	390	1,134	143	282	333	248	183.1	209.3	217.3	256

PS-2S	NHDES AGQS	Apr-08	Jul-08	Nov-08	Apr-09	Jul-09	Nov-09
Vinyl Chloride	2	<2.5	dry	**2.2**	<1.0	<2.5	<1.0
1, 1 Dichloroethene	7	<2.5	dry	<1.0	<1.0	<2.5	<1.0
trans-1,2 Dichloroethene	100	<2.5	dry	**2.7**	**1.1**	<2.5	<1.0
cis-1,2 Dichloroethene	70	**180**	dry	**210**	**100**	**150**	**72**
1,1,1 Trichloroethane	200	**18**	dry	**5.6**	**3.2**	**7.4**	**2.5**
Trichloroethene	5	**48**	dry	**100**	**22**	**49**	**24**
Tetrachloroethene	5	<2.5	dry	<1.0	<1.0	<2.5	<1.0
Benzene	5	<2.5	dry	<1.0	<1.0	<2.5	<1.0
Chloroform	6	<2.5	dry	<1.0	<1.0	<2.5	<1.0
Toluene	1,000	<2.5	dry	<1.0	<1.0	<2.5	<1.0
1, 1 Dichloroethane	81	**26**	dry	**16**	**7.2**	**9.4**	**4.2**
1,2 Dichloroethane	5	<2.5	dry	<1.0	<1.0	<2.5	<1.0
Total Xylenes	10,000	<5.0	dry	**2.1**	<3.0	<7.5	<3.0
MTBE	13	<2.5	dry	<1.0	<1.0	<2.5	<1.0
Ethyl Benzene	700	<2.5	dry	<1.0	<1.0	<2.5	<1.0
Total VOC		272	-	338.6	133.5	216	102.7

SEE NOTES ON LAST PAGE.

TABLE 1A
SUMMARY OF WATER QUALITY DATA
UPPER HYDROGEOLOGIC UNIT
YEAR 2009 ANNUAL SUMMARY REPORT

Freudenberg-NOK General Partnership
Bristol, New Hampshire
NHDES Site No. 198706012

PS-4SR	NHDES AGQS	Jan-95	GC May-95	GC Nov-95	GC Apr-96	GC Nov-96	GC Apr-97	GC Jul-97	GC Nov-97	GC Jul-98	GC Nov-98	GC Apr-99	GC Jul-99	GC Nov-99	GC Apr-00	Jul-00	Nov-00	Apr-01	Jul-01	Nov-01	Apr-02	Jul-02	Nov-02
Vinyl Chloride	2	BDL								BDL	BDL	BDL	BDL	BDL	BDL	NS	<5.0	BDL	<1.0	<2.0	<1.0	<1.0	<2.0
1, 1 Dichloroethene	7	BDL														NS	<1.0	BDL	<1.0	<1.0	<1.0	<1.0	<1.0
trans-1,2 Dichloroethene	100									BDL	BDL	BDL	BDL	BDL	BDL	NS	<1.0	BDL	<1.0	<1.0	<1.0	<1.0	<1.0
cis-1,2 Dichloroethene	70	**5**	**6.4**	**8.7**	**64**	**86**	**4.9**	**45**	**4.0**	BDL	BDL	BDL	BDL	BDL	BDL	NS	<1.0	BDL	**1.2**	<1.0	<1.0	<1.0	<1.0
1,1,1 Trichloroethane	200	BDL								BDL	**5.6**	BDL	BDL	BDL	BDL	NS	<1.0	BDL	<1.0	<1.0	<1.0	<1.0	<1.0
Trichloroethene	5	BDL	BDL	BDL	**2**	**Trace**	BDL	**8.9**	BDL	BDL	**7**	BDL	BDL	BDL	BDL	NS	<1.0	BDL	<1.0	<1.0	<1.0	<1.0	<1.0
Tetrachloroethene	5	BDL								BDL	BDL	BDL	BDL	BDL	BDL	NS	<1.0	BDL	<1.0	<1.0	<1.0	<1.0	<1.0
Benzene	5									BDL	BDL	BDL	BDL	BDL	BDL	NS	<1.0	BDL	<1.0	<1.0	<1.0	<1.0	<1.0
Toluene	1,000	BDL	BDL	BDL	BDL	BDL	BDL	BDL	BDL	BDL	BDL	BDL	BDL	BDL	BDL	NS	<1.0	BDL	**4**	<1.0	<1.0	<1.0	<1.0
1, 1 Dichloroethane	81	BDL														NS	<1.0	BDL	<1.0	<1.0	<1.0	<1.0	<1.0
1,2 Dichloroethane	5	BDL														NS	<1.0	BDL	<1.0	<1.0	<1.0	<1.0	<1.0
Total Xylenes	10,000															NS	<1.0	BDL	<2.0	<1.0	<1.0	<1.0	<1.0
MTBE	13															NS	<1.0	BDL	<5.0	<2.0	<5.0	<1.0	<1.0
Ethyl Benzene	700															NS	<1.0	BDL	<1.0	<1.0	<1.0	<1.0	<1.0
Total VOC		5	6.4	8.7	66	86	4.9	54	4	BDL	12.6	BDL	BDL	BDL	BDL	NS	0	BDL	5	BDL	BDL	BDL	BDL

PS-4SR	NHDES AGQS	Apr-03	Jul-03	Nov-03	Apr-04	Jul-04	Nov-04	Apr-05	Jul-05	Nov-05	Apr-06	Jul-06
Vinyl Chloride	2	<1.0	<1.0	<1.0	<1.0	<1.0	<1.0	<1.0	<1.0	<1.0	<1.0	<2.0
1, 1 Dichloroethene	7	<1.0	<1.0	<1.0	<1.0	<1.0	<1.0	<1.0	<1.0	<1.0	<1.0	<1.0
trans-1,2 Dichloroethene	100	<1.0	<1.0	<1.0	<1.0	<1.0	<1.0	<1.0	<1.0	<1.0	<1.0	<1.0
cis-1,2 Dichloroethene	70	<1.0	<1.0	<1.0	<1.0	<1.0	<1.0	<1.0	<1.0	<1.0	**23**	**15**
1,1,1 Trichloroethane	200	<1.0	<1.0	<1.0	<1.0	<1.0	<1.0	<1.0	<1.0	<1.0	<1.0	<1.0
Trichloroethene	5	<1.0	<1.0	<1.0	<1.0	<1.0	<1.0	<1.0	<1.0	<1.0	<1.0	<1.0
Tetrachloroethene	5	<1.0	<1.0	<1.0	<1.0	<1.0	<1.0	<1.0	<1.0	<1.0	<1.0	<1.0
Benzene	5	<1.0	<1.0	<1.0	<1.0	<1.0	<1.0	<1.0	<1.0	<1.0	<1.0	<1.0
Toluene	1,000	<1.0	<1.0	<1.0	<1.0	<1.0	<1.0	<1.0	<1.0	<1.0	<1.0	<1.0
1, 1 Dichloroethane	81	<1.0	<1.0	<1.0	<1.0	<1.0	<1.0	<1.0	<1.0	<1.0	**4.0**	**2.9**
1,2 Dichloroethane	5	<1.0	<1.0	<1.0	<1.0	<1.0	<1.0	<1.0	<1.0	<1.0	<1.0	<1.0
Total Xylenes	10,000	<1.0	<2.0	<2.0	<1.0	<1.0	<1.0	<1.0	<2.0	<2.0	<1.0	<1.0
MTBE	13	<1.0	<1.0	<1.0	<1.0	<1.0	<1.0	<1.0	<1.0	<1.0	<1.0	<1.0
Ethyl Benzene	700	<1.0	<1.0	<1.0	<1.0	<1.0	<1.0	<1.0	<1.0	<1.0	<1.0	<1.0
Total VOC		BDL	BDL	BDL	BDL	BDL	BDL	BDL	BDL	BDL	27.0	18

SEE TABLE 1A FOR NOTES

TABLE 1A
SUMMARY OF WATER QUALITY DATA
UPPER HYDROGEOLOGIC UNIT
YEAR 2009 ANNUAL SUMMARY REPORT

Freudenberg-NOK General Partnership
Bristol, New Hampshire
NHDES Site No. 198706012

MK-33S	NHDES AGQS	Aug-94	Jan-95	Nov-95	Nov-97	Apr-98	Jul-98	Nov-98	Apr-99	Jul-99	Nov-99	Apr-00	Jul-00	Nov-00	Apr-01	Jul-01	Nov-01	Apr-02	Jul-02	Nov-02	Apr-03	Jul-03	Nov-03	Apr-04	Jul-04
Vinyl Chloride	2	BDL	BDL	BDL	BDL	BDL	BDL	BDL	BDL	BDL	BDL	BDL	<2.0	<5.0	BDL	<1.0	<2.0	<2.0	<2.0	<2.0	<1.0	<1.0	<1.0	<1.0	<1.0
1, 1 Dichloroethene	7	**47**	**19**	BDL		BDL	BDL	BDL	BDL	BDL	BDL	NA	<0.96	<1.0	BDL	<1.0	<1.0	<1.0	<1.0	<1.0	<1.0	<1.0	<1.0	<1.0	<1.0
cis-1,2 Dichloroethene	70	BDL	BDL	BDL	BDL	BDL	BDL	BDL	BDL	BDL	BDL	BDL	<5.0	<1.0	BDL	<1.0	<1.0	<1.0	<1.0	<1.0	<1.0	<1.0	<1.0	<1.0	<1.0
1,1,1 Trichloroethane	200	BDL	BDL	BDL	BDL	BDL	BDL	BDL	BDL	BDL	BDL	BDL	<5.0	<1.0	BDL	<1.0	<1.0	<1.0	<1.0	<1.0	<1.0	<1.0	<1.0	<1.0	<1.0
Trichloroethene	5	BDL	BDL	BDL	BDL	BDL	BDL	BDL	BDL	BDL	BDL	BDL	<5.0	<1.0	**10**	<1.0	<1.0	<1.0	<1.0	<1.0	<1.0	<1.0	<1.0	<1.0	<1.0
Tetrachloroethene	5	BDL	BDL	BDL		BDL	BDL	BDL	BDL	BDL	BDL	BDL	<5.0	<1.0	BDL	<1.0	<1.0	<1.0	<1.0	<1.0	<1.0	<1.0	<1.0	<1.0	<1.0
Toluene	1,000	BDL	BDL	BDL	BDL	BDL	BDL	BDL	BDL	BDL	BDL	BDL	<5.0	<1.0	BDL	<1.0	<1.0	<1.0	<1.0	<1.0	<1.0	<1.0	<1.0	<1.0	<1.0
Benzene	5								BDL	BDL	BDL	BDL	<5.0	<1.0	BDL	<1.0	<1.0	<1.0	<1.0	<1.0	<1.0	<1.0	<1.0	<1.0	<1.0
1, 1 Dichloroethane	81	BDL	BDL	BDL	BDL	BDL	BDL	BDL	BDL	BDL	BDL	NA	<5.0	<1.0	BDL	<1.0	<1.0	<1.0	<1.0	<1.0	<1.0	<1.0	<1.0	<1.0	<1.0
1,2 Dichloroethane	5	BDL	BDL	BDL		BDL	BDL	BDL	BDL	BDL	BDL	NA	<5.0	<1.0	BDL	<1.0	<1.0	<1.0	<1.0	<1.0	<1.0	<1.0	<1.0	<1.0	<1.0
Total Xylenes	10,000				BDL		BDL	BDL	BDL	BDL	BDL	BDL	<5.0	<1.0	BDL	<2.0	<1.0	<1.0	<1.0	<1.0	<1.0	<2.0	<2.0	<1.0	<1.0
MTBE	13				BDL		BDL	BDL	BDL	BDL	BDL	NA	<5.0	<1.0	BDL	<5.0	<2.0	<1.0	<1.0	<1.0	<1.0	<1.0	<1.0	<1.0	<1.0
Trichlorofluoromethane	2,000							**5**	BDL	BDL	BDL	NA	<5.0	<1.0	BDL	**4.4**	<4.0	<4.0	<4.0	<1.0	<1.0	<1.0	<1.0	<1.0	<1.0
Chloromethane	3							**4**	BDL	BDL	BDL	NA	<5.0	<1.0	BDL	<2.0	<4.0	<4.0	<4.0	<1.0	<1.0	<1.0	<1.0	<1.0	<1.0
Ethyl Benzene	700						**1**	BDL	BDL	BDL	BDL	BDL	<5.0	<1.0	BDL	<1.0	<1.0	<1.0	<1.0	<1.0	<1.0	<1.0	<1.0	<1.0	<1.0
Bromochloromethane	NS						**1.1**		BDL	BDL	BDL	NA	<2.0			<1.0	<1.0	<1.0	<1.0	<1.0	<1.0	<1.0	<1.0	<1.0	<1.0
Total VOC		47	19	BDL	BDL	BDL	2.1	9	BDL	BDL	BDL	BDL	0	0	10	4	BDL	BDL	BDL	BDL	BDL	BDL	BDL	BDL	BDL

MK-33S	NHDES AGQS	Nov-04	Apr-05	Jul-05	Nov-05	Apr-06	Jul-06
Vinyl Chloride	2	<1.0	<1.0	<1.0	<1.0	<1.0	<1.0
1, 1 Dichloroethene	7	<1.0	<1.0	<1.0	<1.0	<1.0	<1.0
cis-1,2 Dichloroethene	70	<1.0	<1.0	<1.0	<1.0	<1.0	<1.0
1,1,1 Trichloroethane	200	<1.0	<1.0	<1.0	<1.0	<1.0	<1.0
Trichloroethene	5	<1.0	<1.0	<1.0	<1.0	<1.0	<1.0
Tetrachloroethene	5	<1.0	<1.0	<1.0	<1.0	<1.0	<1.0
Toluene	1,000	<1.0	<1.0	<1.0	<1.0	<1.0	<1.0
Benzene	5	<1.0	<1.0	<1.0	<1.0	<1.0	<1.0
1, 1 Dichloroethane	81	<1.0	<1.0	<1.0	<1.0	<1.0	<1.0
1,2 Dichloroethane	5	<1.0	<1.0	<1.0	<1.0	<1.0	<1.0
Total Xylenes	10,000	<1.0	<1.0	<1.0	<1.0	<1.0	<1.0
MTBE	13	<1.0	<1.0	<1.0	<1.0	<1.0	<1.0
Trichlorofluoromethane	2,000	<1.0	<1.0	<2.0	<2.0	<2.0	<2.0
Chloromethane	3	<1.0	<1.0	<2.0	<2.0	<2.0	<2.0
Ethyl Benzene	700	<1.0	<1.0	<1.0	<1.0	<1.0	<1.0
Bromochloromethane	NS	<1.0	<1.0	<1.0	<1.0	<1.0	<1.0
Total VOC		BDL	BDL	BDL	BDL	BDL	BDL

SEE NOTES ON LAST PAGE.

TABLE 1A
SUMMARY OF WATER QUALITY DATA
UPPER HYDROGEOLOGIC UNIT
YEAR 2009 ANNUAL SUMMARY REPORT

Freudenberg-NOK General Partnership
Bristol, New Hampshire
NHDES Site No. 198706012

MK-49S	NHDES AGQS	GC Dec-95	GC Nov-98	GC Nov-99	Jul-00	Nov-00	Apr-01	Jul-01	Nov-01	Apr-02	Jul-02	Nov-02	Apr-03	Jul-03	Nov-03	Apr-04	Jul-04	Nov-04	Apr-05	Jul-05	Nov-05	Apr-06	Jul-06
Vinyl Chloride	2		BDL	BDL	NS	<5.0	BDL	<1.0	<2.0	<2.0	<2.0	<2.0	<1.0	<1.0	<1.0	<1.0	<1.0	<1.0	<1.0	<1.0	<1.0	<1.0	<1.0
1, 1 Dichloroethene	7				NS	<1.0		<1.0	<1.0	<1.0	<1.0	<1.0	<1.0	<1.0	<1.0	<1.0	<1.0	<1.0	<1.0	<1.0	<1.0	<1.0	<1.0
cis-1,2 Dichloroethene	70	BDL	BDL	BDL	NS	<1.0	BDL	<1.0	<1.0	<1.0	<1.0	<1.0	<1.0	<1.0	<1.0	<1.0	<1.0	<1.0	<1.0	<1.0	<1.0	<1.0	<1.0
trans-1,2 Dichloroethene	100		BDL	BDL	NS	<1.0	BDL	<1.0	<1.0	<1.0	<1.0	<1.0	<1.0	<1.0	<1.0	<1.0	<1.0	<1.0	<1.0	<1.0	<1.0	<1.0	<1.0
1,1,1 Trichloroethane	200		BDL	BDL	NS	<1.0	BDL	<1.0	<1.0	<1.0	<1.0	<1.0	<1.0	<1.0	<1.0	<1.0	<1.0	<1.0	<1.0	<1.0	<1.0	<1.0	<1.0
Trichloroethene	5	**3.2**	BDL	BDL	NS	<1.0	BDL	<1.0	<1.0	<1.0	<1.0	<1.0	<1.0	<1.0	<1.0	<1.0	<1.0	<1.0	<1.0	<1.0	<1.0	<1.0	<1.0
Tetrachloroethene	5		BDL	BDL	NS	<1.0	BDL	<1.0	<1.0	<1.0	<1.0	<1.0	<1.0	<1.0	<1.0	**2**	<1.0	<1.0	<1.0	<1.0	<1.0	<1.0	<1.0
Benzene	5		BDL	BDL	NS	<1.0	BDL	<1.0	<1.0	<1.0	<1.0	<1.0	<1.0	<1.0	<1.0	<1.0	<1.0	<1.0	<1.0	<1.0	<1.0	<1.0	<1.0
Toluene	1,000	BDL	BDL	BDL	NS	<1.0	BDL	<1.0	<1.0	<1.0	<1.0	<1.0	<1.0	<1.0	<1.0	<1.0	<1.0	<1.0	<1.0	<1.0	<1.0	<1.0	<1.0
1, 1 Dichloroethane	81				NS	<1.0		<1.0	<1.0	<1.0	<1.0	<1.0	<1.0	<1.0	<1.0	<1.0	<1.0	<1.0	<1.0	<1.0	<1.0	<1.0	<1.0
1,2 Dichloroethane	5				NS	<1.0		<1.0	<1.0	<1.0	<1.0	<1.0	<1.0	<1.0	<1.0	<1.0	<1.0	<1.0	<1.0	<1.0	<1.0	<1.0	<1.0
Total Xylenes	10,000		BDL	BDL	NS	<1.0	BDL	<2.0	<1.0	<1.0	<1.0	<1.0	<1.0	<2.0	<2.0	<1.0	<1.0	<1.0	<1.0	<2.0	<2.0	<1.0	<1.0
MTBE	13				NS	<1.0		<5.0	<2.0	<1.0	<1.0	<1.0	<1.0	<1.0	<1.0	<1.0	<1.0	<1.0	<1.0	<1.0	<1.0	<1.0	<1.0
Ethyl Benzene	700		BDL	BDL	NS	<1.0	BDL	<1.0	<1.0	<1.0	<1.0	<1.0	<1.0	<1.0	<1.0	<1.0	<1.0	<1.0	<1.0	<1.0	<1.0	<1.0	<1.0
Total VOC		3.2	BDL	BDL	NS	0	BDL	BDL	BDL	BDL	BDL	BDL	BDL	BDL	BDL	2	BDL	BDL	BDL	BDL	BDL	BDL	BDL

SEE NOTES ON LAST PAGE.

TABLE 1A
SUMMARY OF WATER QUALITY DATA
UPPER HYDROGEOLOGIC UNIT
YEAR 2009 ANNUAL SUMMARY REPORT

Freudenberg-NOK General Partnership
Bristol, New Hampshire
NHDES Site No. 198706012

MK-52S	NHDES AGQS	Jan-97	Apr-97	Jul-97	GC Nov-97	GC Apr-98	GC Jul-98	GC Nov-98	GC Apr-99	GC Jul-99	GC Nov-99	GC Apr-00	Dup Apr-00	Jul-00	Nov-00	Apr-01	Jul-01
Vinyl Chloride	2					**110**	**66**	**55**	**180**	**170**	**18**	**64**	**64**	NS	NS	**9**	**5.2**
1, 1 Dichloroethene	7													NS	NS	**1**	<2.0
trans-1,2 Dichloroethene	100						BDL	BDL	**150**	**140**	BDL	BDL	BDL	NS	NS	**1**	<2.0
cis-1,2 Dichloroethene	70	**3,600**	**3,500**	**9,200**	**2,000**	**1,100**	**370**	**200**	**500**	**920**	**270**	**640**	**840**	NS	NS	**330**	**200**
1,1,1 Trichloroethane	200			**1,200**			**71**	**150**	**140**	**100**	**4**	**24**	**24**	NS	NS	**16**	**4**
Trichloroethene	5	**6,600**	**8,700**	**35,000**	**4,600**	**3,700**	**430**	**680**	**630**	**760**	**800**	**700**	**950**	NS	NS	**380**	**150**
Tetrachloroethene	5						**76**	**9.5**	**3.9**	BDL	BDL	BDL	BDL	NS	NS	BDL	<2.0
Benzene	5						**41**	**10**	**12**	**11**	**14**	BDL	BDL	NS	NS	**4**	<2.0
Toluene	1,000	**54**	**100**	BDL	**38**	**76**	BDL	BDL	BDL	**2**	**2**	BDL	BDL	NS	NS	BDL	<2.0
1, 1 Dichloroethane	81											**5**	**7**	NS	NS	**3**	<2.0
1,2 Dichloroethane	5													NS	NS	BDL	<2.0
Total Xylenes	10,000			BDL			**31**	**22**	**16**	**12**	BDL	BDL	BDL	NS	NS	**6**	<4.0
MTBE	13													NS	NS	BDL	<10
Ethyl Benzene	700			BDL			**20**	**11**	**8.8**	BDL	BDL	BDL	BDL	NS	NS	BDL	<2.0
1,2-Dichlorobenzene	600	Not previously detected. Please refer to old reports for detection limits.															
Acetone	700	Not previously detected. Please refer to old reports for detection limits.															
Total VOC		10,254	12,300	45,400	6,638	4,986	1,105	1,138	1,641	2,115	1,108	1,433	1,885	NS	NS	750	359

MK-52S	NHDES AGQS	Nov-01	Apr-02	Jul-02	Nov-02	Apr-03	Jul-03	Nov-03	Apr-04	Jul-04	Nov-04	Apr-05	Jul-05	Nov-05	Apr-06	Jul-06	Nov-06
Vinyl Chloride	2	<5.0	<2.0	<1.0	**2.7**	<1.0	**1.4**	**1.1**	<1.0	<1.0	<1.0	**2.8**	**3.0**	**5.7**	**2.4**	**1.6**	**1.6**
1, 1 Dichloroethene	7	<2.5	<2.0	<1.0	<1.0	<1.0	<1.0	<1.0	<1.0	<1.0	<1.0	<1.0	<1.0	<1.0	<1.0	<1.0	<1.0
trans-1,2 Dichloroethene	100	<2.5	<2.0	**<1.0**	<1.0	<1.0	<1.0	<1.0	<1.0	<1.0	<1.0	<1.0	<1.0	<1.0	<1.0	<1.0	<1.0
cis-1,2 Dichloroethene	70	**240**	**190**	**67**	**13**	**10**	**3.0**	**2.3**	**1.0**	<1.0	<1.0	**14.0**	**7.5**	**9.4**	**20**	**17**	**38**
1,1,1 Trichloroethane	200	**12**	<2.0	**1.0**	<1.0	<1.0	<1.0	<1.0	<1.0	<1.0	<1.0	<1	<1.0	<1.0	**1.6**	<1.0	**1.6**
Trichloroethene	5	**370**	**110**	**1.8**	**2.5**	**3.3**	<1.0	<1.0	<1.0	**1.0**	<1.0	**26**	**1.3**	**3.2**	**45**	**18**	**43**
Tetrachloroethene	5	<2.5	<2.0	<1.0	<1.0	<1.0	<1.0	<1.0	<1.0	<1.0	<1.0	<1.0	<1.0	<1.0	<1.0	<1.0	<1.0
Benzene	5	<2.5	<2.0	<1.0	<1.0	<1.0	<1.0	<1.0	<1.0	<1.0	<1.0	<1.0	<1.0	<1.0	<1.0	<1.0	<1.0
Toluene	1,000	<2.5	<2.0	<1.0	<1.0	<1.0	<1.0	<1.0	<1.0	<1.0	<1.0	<1.0	<1.0	<1.0	<1.0	<1.0	<1.0
1, 1 Dichloroethane	81	<2.5	<2.0	<1.0	<1.0	<1.0	<1.0	<1.0	<1.0	<1.0	<1.0	<1.0	<1.0	<1.0	<1.0	<1.0	<1.0
1,2 Dichloroethane	5	<2.5	<2.0	<1.0	<1.0	<1.0	<1.0	<1.0	<1.0	<1.0	<1.0	<1.0	<1.0	<1.0	<1.0	<1.0	<1.0
Total Xylenes	10,000	**4.4**	<2.0	<1.0	**1.4**	<1.0	<2.0	<2.0	**1.1**	<1.0	<1.0	**1.2**	<2.0	<2.0	<1.0	<1.0	<1.0
MTBE	13	<5.0	<2.0	<1.0	<1.0	<1.0	<1.0	<1.0	**1.9**	<1.0	<1.0	<1.0	<1.0	<1.0	<1.0	<1.0	<1.0
Ethyl Benzene	700	<2.5	<2.0	<1.0	<1.0	<1.0	<1.0	<1.0	<1.0	<1.0	<1.0	<1.0	<1.0	<1.0	<1.0	<1.0	<1.0
1,2-Dichlorobenzene	600	Not previously detected. Please refer to old reports for detection limits.															
Acetone	700	Not previously detected. Please refer to old reports for detection limits.															
Total VOC		626.4	300	70	19.6	13.3	4.4	3.4	4.0	1.0	BDL	44.0	11.8	18	69	BDL	84

MK-52S	NHDES AGQS	Apr-07	Jul-07	Nov-07	Apr-08	Jul-08	Nov-08	Apr-09	Jul-09	Nov-09
Vinyl Chloride	2	**3.7**	**6.9**	**5.0**	**1.7**	**2.0**	<1.0	<1.0	<1.0	<1.0
1, 1 Dichloroethene	7	<1.0	<2.5	<1.0	<1.0	<1.0	<1.0	<1.0	<1.0	<1.0
trans-1,2 Dichloroethene	100	<1.0	<2.5	<1.0	<1.0	<1.0	<1.0	<1.0	<1.0	<1.0
cis-1,2 Dichloroethene	70	**120**	**220**	**9.6**	**2.2**	**2.3**	<1.0	<1.0	<1.0	<1.0
1,1,1 Trichloroethane	200	**4.6**	**5.6**	<1.0	<1.0	<1.0	<1.0	<1.0	<1.0	<1.0
Trichloroethene	5	**140**	**370**	**4.6**	**2.0**	**3.1**	<1.0	<1.0	<1.0	<1.0
Tetrachloroethene	5	**3.5**	<2.5	<1.0	<1.0	<1.0	<1.0	<1.0	<1.0	<1.0
Benzene	5	<1.0	<2.5	<1.0	<1.0	<1.0	<1.0	<1.0	<1.0	<1.0
Toluene	1,000	<1.0	<2.5	<1.0	<1.0	<1.0	<1.0	<1.0	<1.0	<1.0
1, 1 Dichloroethane	81	**1.3**	<2.5	<1.0	<1.0	<1.0	<1.0	<1.0	<1.0	<1.0
1,2 Dichloroethane	5	**1.2**	<2.5	<1.0	<1.0	<1.0	<1.0	<1.0	<1.0	<1.0
Total Xylenes	10,000	<1.0	<2.5	<1.0	<2.0	**2.6**	<2.0	<3.0	<3.0	<3.0
MTBE	13	<1.0	<2.5	<1.0	<1.0	<1.0	<1.0	<1.0	<1.0	<1.0
Ethyl Benzene	700	<1.0	<2.5	<1.0	<1.0	<1.0	<1.0	<1.0	<1.0	<1.0
1,2-Dichlorobenzene	600		*		**1.1**	**1.5**	<1.0	<1.0	<1.0	<1.0
Acetone	700	*Not previously detected. Please refer to old reports for detection limits.							**27**	<25
Total VOC		274	603	19.2	7.0	11.5	BDL	BDL	27	BDL

SEE NOTES ON LAST PAGE.

TABLE 1A
SUMMARY OF WATER QUALITY DATA
UPPER HYDROGEOLOGIC UNIT
YEAR 2009 ANNUAL SUMMARY REPORT

Freudenberg-NOK General Partnership
Bristol, New Hampshire
NHDES Site No. 198706012

GZ-301	NHDES AGQS	Jan-04	Jul-04	Sep-04	Jul-05
Vinyl Chloride	2	**56**	**58**	**60**	**13**
1, 1 Dichloroethene	7	**3.8**	<5.0	<5.0	**2.8**
trans-1,2 Dichloroethene	100	**2.6**	<5.0	<5.0	<2.5
cis-1,2 Dichloroethene	70	**220**	**220**	**160**	**200**
1,1,1 Trichloroethane	200	**15**	**16**	**11**	**15**
Trichloroethene	5	**460**	**370**	**250**	**450**
Tetrachloroethene	5	<2.5	<5.0	<5.0	<2.5
Toluene	1,000	**420**	**290**	**470**	**160**
Benzene	5	**3.8**	<5.0	<5.0	**3.0**
1,1 Dichloroethane	81	**3.9**	**5**	**5.2**	**2.9**
Total Xylenes	10,000	**13.6**	<10.0	**7.6**	**5.1**
Ethyl Benzene	700	**3.2**	<5.0	<5.0	<2.5
Acetone	700	**66**	<130	<130	<63
Dichlorodifluromethane	1,000	<5.0	<10.0	<10	<5.0
Total Alkylbenzenes	50	<2.5	<5.0	<5.0	<2.5
Total VOC		1267.9	959	963.8	851.8

SEE NOTES ON LAST PAGE.

TABLE 1A
SUMMARY OF WATER QUALITY DATA
UPPER HYDROGEOLOGIC UNIT
YEAR 2009 ANNUAL SUMMARY REPORT

Freudenberg-NOK General Partnership
Bristol, New Hampshire
NHDES Site No. 198706012

GZ-302	NHDES AGQS	Feb-04	Apr-04	Jun-04	Jul-04	Sep-04	Nov-04	Apr-05	Jul-05	Nov-05	Apr-06	Jul-06	Nov-06	Apr-07	Jul-07	Dec-07	Apr-08	Jul-08	Nov-08	Apr-09	Jul-09	Nov-09
Vinyl Chloride	2	**920**	**550**	**750**	**920**	**730**	**860**	**400**	**330**	**45**	**130**	**330**	**400**	**440**	**620**	**460**	**84**	**170**	**320**	**98**	**340**	**95**
1, 1 Dichloroethene	7	**3.8**	<10	<50	<10	<10	<10	<10	<5.0	<2.0	**5.8**	<10	<10	**7.9**	<10	<10	<5.0	<5.0	<25	<2.5	<5.0	<2.5
trans-1,2 Dichloroethene	100	**48**	**16**	<50	**20**	**17**	**19**	<10	<5.0	<2.0	<2.0	<10	<10	<5.0	<10	<10	<5.0	<5.0	<25	<2.5	<5.0	<2.5
cis-1,2 Dichloroethene	70	**2,400**	**870**	**1,000**	**980**	**990**	**1,500**	**220**	**210**	**28**	**400**	**370**	**300**	**640**	**1100**	**550**	**160**	**140**	**260**	**120**	**270**	**70**
1,1,1 Trichloroethane	200	**15**	**10**	<50	<10	**15**	**19**	<10	<5.0	<2.0	**13**	<10	<10	**11**	**16**	<10	<5.0	<5.0	<25	<2.5	<5.0	<2.5
Trichloroethene	5	**43**	**46**	<50	**11**	<10	<10	**34**	**20**	**34**	**540**	**300**	**210**	**450**	**560**	**130**	**75**	<5.0	<25	**31**	**20**	**5.1**
Tetrachloroethene	5	**1.2**	<10	<50	<10	<10	<10	<10	**11**	<2.0	<2.0	<10	<10	<5.0	<10	<10	<5.0	<5.0	<25	<2.5	<5.0	<2.5
Toluene	1,000	**3,000**	**1,400**	**1,500**	**1,000**	**3,200**	**4,900**	**150**	**250**	<2.0	**200**	**390**	**470**	**880**	**2,000**	**2,800**	**430**	**1,000**	**740**	**200**	**610**	**210**
Benzene	5	**12**	<10	<50	**10**	**10**	**11**	<10	<5.0	<2.0	<2.0	<10	<10	<5.0	<10	<10	<5.0	<5.0	<25	<2.5	<5.0	<2.5
1,1 Dichloroethane	81	**36**	**15**	<50	**21**	**32**	**42**	<10	**5.2**	<2.0	**3.5**	<10	<10	**13**	**20**	**20**	<5.0	<5.0	<25	**3.0**	**9.2**	<2.5
Total Xylenes	10,000	**46**	**18**	<50	<10	**50**	**61**	<10	**6.2**	<4.0	**2.4**	<10	<10	**11**	**22**	**44**	<10	<10	<50	<7.5	<15.0	<7.5
Ethyl Benzene	700	**13**	<10	<50	<10	**10**	**14**	<10	<5.0	<2.0	<2.0	<10	<10	<5.0	<10	**13**	<5.0	<5.0	<25	<2.5	<5.0	<2.5
Dichlorodifluromethane	1,000	**2**	<20	<100	<20	<20	<20	<10	<10	<4.0	<4.0	<20	<20	<10	<10	<10	<10	<10	<50	<5.0	<10	<5.0
Total Alkylbenzenes	50	**3.6**	<10	<50	<10	<10	<10	<10	<5.0	<2.0	**2.1**	<10	<10	<5.0	<10	<10	<5.0	<5.0	--	<15.0	<30	<15.0
Total VOC		6,544	2,925	3,250	2,962	5,054	7,426	804	832	107	1,291	1,390	1,380	2,453	4,338	4,017	749	1,310		452	1249	380

SEE NOTES ON LAST PAGE.

TABLE 1A
SUMMARY OF WATER QUALITY DATA
UPPER HYDROGEOLOGIC UNIT
YEAR 2009 ANNUAL SUMMARY REPORT

Freudenberg-NOK General Partnership
Bristol, New Hampshire
NHDES Site No. 198706012

GZ-307U	NHDES AGQS	Dec-03	Apr-04	Jun-04	Jul-04	Sep-04	Nov-04	Apr-05	Jul-05	Nov-05	Apr-06	Jul-06	Nov-06	Apr-07	Jul-07	Nov-07	Apr-08	Jul-08	Nov-08	Apr-09	Jul-09	Nov-09
Vinyl Chloride	2	<2.5	<1.0	<1.0	<1.0	**2.1**	**4.3**	<1.0	<1.0	<1.0	<1.0	<1.0	<1.0	<1.0	<1.0	<1.0	<1.0	<1.0	<1.0	<1.0	<1.0	<1.0
1, 1 Dichloroethene	7	<2.5	<1.0	<1.0	<1.0	<1.0	<1.0	<1.0	<1.0	<1.0	<1.0	<1.0	<1.0	<1.0	<1.0	<1.0	<1.0	<1.0	<1.0	<1.0	<1.0	<1.0
trans-1,2 Dichloroethene	100	<2.5	<1.0	<1.0	**2.2**	<1.0	<1.0	<1.0	<1.0	<1.0	<1.0	<1.0	<1.0	<1.0	<1.0	<1.0	<1.0	<1.0	<1.0	<1.0	<1.0	<1.0
cis-1,2 Dichloroethene	70	**100**	**53**	**56**	**33**	**57**	**53**	**8.9**	**11**	**7.8**	**12**	**9.7**	**1.1**	**1.2**	**1.5**	<1.0	<1.0	<1.0	**3.7**	**5.1**	**1.4**	**2.4**
1,1,1 Trichloroethane	200	**7.3**	**3.8**	**4.9**	**2.4**	**2.8**	**1.0**	<1.0	<1.0	<1.0	<1.0	<1.0	<1.0	<1.0	<1.0	<1.0	<1.0	<1.0	<1.0	<1.0	<1.0	<1.0
Trichloroethene	5	**230**	**100**	**83**	**51**	**53**	**27**	**18**	**16**	**14**	**10**	**6.0**	**1.2**	**3.4**	**5.0**	**1.2**	<1.0	**2.6**	**4.9**	**7.0**	**1.5**	**1.5**
Tetrachloroethene	5	**2.6**	**2.3**	**3.4**	**2.6**	**2.2**	<1.0	**2.1**	**1.7**	**1.3**	**1.0**	**1.2**	<1.0	<1.0	<1.0	<1.0	<1.0	<1.0	<1.0	<1.0	<1.0	<1.0
Toluene	1,000	<2.5	<1.0	<1.0	<1.0	<1.0	<1.0	<1.0	<1.0	<1.0	<1.0	<1.0	<1.0	<1.0	<1.0	<1.0	<1.0	<1.0	<1.0	<1.0	<1.0	<1.0
Benzene	5	<2.5	<1.0	<1.0	<1.0	<1.0	<1.0	<1.0	<1.0	<1.0	<1.0	<1.0	<1.0	<1.0	<1.0	<1.0	<1.0	<1.0	<1.0	<1.0	<1.0	<1.0
1,1 Dichloroethane	81	<2.5	**1.0**	**1.3**	<1.0	**1.0**	<1.0	<1.0	<1.0	<1.0	<1.0	<1.0	<1.0	<1.0	<1.0	<1.0	<1.0	<1.0	<1.0	<1.0	<1.0	<1.0
Total Xylenes	10,000	<5.0	<1.0	<1.0	<1.0	<1.0	<1.0	<1.0	<2.0	<2.0	<1.0	<1.0	<1.0	<1.0	<1.0	<1.0	<2.0	<2.0	<2.0	<3.0	<3.0	<3.0
Ethyl Benzene	700	<2.5	<1.0	<1.0	<1.0	<1.0	<1.0	<1.0	<1.0	<1.0	<1.0	<1.0	<1.0	<1.0	<1.0	<1.0	<1.0	<1.0	<1.0	<1.0	<1.0	<1.0
Acetone	700	<63	<25	<25	<25	<25	NT	<25	<25	<25	-	-	<25	<25	<25	<25	<25	<25	<25	<25	<25	<25
Dichlorodifluromethane	1,000	<5.0	<2.0	<2.0	<2.0	<2.0	<2.0	<2.0	<2.0	<2.0	<2.0	<2.0	<2.0	<2.0	<2.0	<2.0	<2.0	<2.0	<2.0	<2.0	<2.0	<2.0
Total Alkylbenzenes	50	<2.5	<1.0	<1.0	<1.0	<1.0	<1.0	<1.0	<1.0	<1.0	<1.0	<1.0	<1.0	<1.0	<1.0	<1.0	<1.0	<1.0	--	<6.0	<6.0	<6.0
Total VOC		340	160	149	91	118	85	29.0	28.7	23.1	23	17	2	4.6	6.5	1.2	BDL	2.6	8.6	12.1	2.9	3.9

SEE NOTES ON LAST PAGE.

TABLE 1A
SUMMARY OF WATER QUALITY DATA
UPPER HYDROGEOLOGIC UNIT
YEAR 2009 ANNUAL SUMMARY REPORT

Freudenberg-NOK General Partnership
Bristol, New Hampshire
NHDES Site No. 198706012

NOTES:

1. Sampling and analysis for the July 2001 and subsequent Permit-related water quality monitoring rounds were performed by GZA GeoEnvironmental, Inc. Sampling and analysis performed prior to July 2001 was performed by others as summarized by MyKro Waters, Inc. in Table 1 (Analytical Summary, volatile organic compounds [VOCs] in Groundwater) included in a letter by MyKro Waters, Inc. titled "Freudenberg-NOK General Partnership, Bristol, NH, Groundwater Management Permit renewal and modifications, Permit Number GWP – 870612-B-001, Department of Environmental Services (DES) Site #870612," dated July 12, 2000.

2. "<" indicates results less than detection limit shown.

3. Blank space indicates no testing performed.

4. "BDL" indicates not detected, detection limit not available.

5. "Trace" indicates detected below quantifiable limit.

6. Shading indicates sample exceeded related water quality standard.

7. Concentrations are in micrograms per liter, which is roughly equivalent to parts per billion.

8. "NHDES AGQS" indicates New Hampshire Ambient Groundwater Quality Standard as defined in State of New Hampshire Code of Administrative Rules Env-Or 603.03; "SWQC" indicates New Hampshire Surface Water Quality Criteria as defined in New Hampshire Code of Administrative Rules Env-Ws 1703.21.

9. "GC" indicates analysis conducted using a field gas chromatograph.

10. "SILT" indicates Silt removed from well; insufficient water for analytical laboratory analyses for VOCs.

11. Acetone was detected at MK-52S at a concentration of 29 µg/L during the April 2009 sample round. The NH AGQS for this compound is 6,000 µg/L and is frequently a laboratory-related contaminant.

12. Naphthalene was detected at a concentration of 4.8 µg/L in the groundwater quality sample collected from monitoring well MW-5D during the November 2007 monitoring round.

13. Naphthaline was detected at a concentration of 3.2 mg/l in the groundwater quality sample collected from monitoring well PS-3DR during the April 2006 monitoring round.

14. p-isopropyltoluene was detected at a concentration of 1.1 mg/l in the groundwater quality sample collected from monitoring well PS-21D during the November 2006 monitoring round.

15. 1,2,4-Trimethylbenzene was detected at a concentration of 5.3 µg/L in the groundwater quality sample collected from monitoring well MW-D7 during the December 2007 monitoring round.

16. 2-Butanone was detected at a concentration of 290 µg/L in the groundwater quality sample collected from monitoring well PS-1D during the December 2007 monitoring round.

17. Tert-Butyl alcohol (TBA) was detected at a concentration of 32 µg/L in the groundwater quality sample collected from monitoring well MK-52S during the November 2009 monitoring round.

TABLE 1B
SUMMARY OF WATER QUALITY DATA
LOWER HYDROGEOLOGIC UNIT
YEAR 2009 ANNUAL SUMMARY REPORT

Freudenberg-NOK General Partnership
Bristol, New Hampshire
NHDES Site No. 198706012

MW-4D	NHDES AGQS	Aug-94	Jan-95	May-95	Dec-95	Apr-96	Jul-96	Nov-96	GC Apr-97	GC Jul-97	Nov-97	Apr-98	GC Apr-98 GC	Jul-98	GC Nov-98 GC	Nov-98	GC Apr-99	GC Jul-99	GC Jul-01	Apr-99	Jul-99	Nov-99	Dup Nov-99 Dup	Apr-00	Jul-00	Nov-00	Apr-01	Jul-01	Nov-01
Vinyl Chloride	2	BDL	BDL	BDL	BDL	BDL	BDL	BDL			BDL	BDL	BDL	BDL	BDL	BDL	BDL	5	BDL	BDL	35	27	24	15	<2.0	<5.0	BDL	<2.0	<2.0
1, 1 Dichloroethene	7	BDL	BDL	BDL	BDL	BDL	BDL	BDL				BDL		8		110				BDL	BDL	3	3	8	11	<1.0	BDL	<2.0	<1.0
trans-1,2 Dichloroethene	100													5	BDL	22	BDL	400	35	28	1,900	1,800	1,300	910	24	<1.0	BDL	<2.0	<1.0
cis-1,2 Dichloroethene	70	12,000	13,000	3,100	15,000	3,800	3,400	900	110	1,800	650	78	90	2,640	320	BDL	34	1,300	2,300	1	56	210	160	70	936	<1.0	58	36	20
1,1,1 Trichloroethane	200	1,300	3,600	BDL	2,800	610	1,100	92			BDL	6		216	500	1,300	BDL	BDL	BDL	120	15,000	6,200	5,400	2,300	107	<1.0	BDL	3	<1.0
Trichloroethene	5	47,000	64,000	21,000	48,000	14,000	13,000	3,300	440	3,200	1,600	240	590	3,920	1,400	28,000	61	2,000	7,400	BDL	18	6	6	7	2,280	280	150	100	8.8
Tetrachloroethene	5	BDL	BDL	BDL	BDL	BDL	BDL	BDL				2		4	36	23	BDL	15	BDL	BDL	51	13	14	22	5	<1.0	BDL	2.2	<1.0
Benzene	5													15	85	120	BDL	170	22	BDL	3,000	580	400	130	<5	<1.0	BDL	<2.0	<1.0
Toluene	1,000	32,000	31,000	4,900	27,000	5,300	9,500	260	BDL	5,400	630	9	42	1,560	4,500	9,600	BDL	2,700	380	BDL	25	10	10	BDL	<5	250	BDL	<2.0	1.4
1, 1 Dichloroethane	81	BDL	BDL	BDL	BDL	BDL	BDL	BDL			BDL	2		12		39				BDL	BDL	2	2	BDL	7	<1.0	BDL	<2.0	<1.0
1,2 Dichloroethane	5	BDL	BDL	BDL	BDL	BDL	BDL	BDL				BDL		5		18				BDL	7	BDL	BDL	BDL	<5	<1.0	BDL	<2.0	<1.0
1,2-Dichlorobenzene	600													1		7				BDL	BDL	BDL	BDL	BDL	<5	<1.0	BDL	<2.0	<1.0
1,1,2-Trichloroethane	5													2		7				BDL	BDL	BDL	BDL	BDL	<5	<1.0	BDL	<2.0	<1.0
Trichlorofluoromethane	2,000															13				BDL	BDL	BDL	BDL	BDL	<5	<1.0	BDL	<4.0	<4.0
Total Alkylbenzenes	50													4						BDL	150	41	44	BDL	BDL	BDL		BDL	BDL
Total Xylenes	10,000										BDL			29	250	259	BDL	160	BDL	BDL	BDL	BDL	BDL	BDL	<5	<1.0	BDL	<4.0	<1.0
MTBE	13										BDL			BDL		BDL				BDL	28	9	10	7	<5	<1.0	BDL	<10	<2.0
Ethyl Benzene	700													7	55	52	BDL	37	BDL					25	<5	<1.0	BDL	<2.0	<1.0
Bromochloromethane	NS																			150	2,000	8,900	7,400	2,500	<2	<1.0		<2.0	<1.0
Total VOC		92,000	100,000	29,000	93,000	24,000	27,000	4,600	550		2,900	340	720	8,300	7,100	40,000	40,142	6,800	1,000	299	22,270	17,801	14,773	5,994	3,370	530	208	141	30

MW-4D	NHDES AGQS	Apr-02	Jul-02	Nov-02	Apr-03	Jul-03	Nov-03	Apr-04	Jul-04	Nov-04	Apr-05	Jul-05	Nov-05	Apr-06	Jul-06	Nov-06	Jan-00	Jul-07	Dec-07	Apr-08	Jul-08	Nov-08	Apr-09	Jul-09	Nov-09
Vinyl Chloride	2	<1.0	<1.0	<2.0	<1.0	1	<1.0	<1.0	1	<1.0	<1.0	<1.0	<1.0	<2.0	<10	<25	<25	<25	<20	<25	<50	<50	<50	<25	<10
1, 1 Dichloroethene	7	<1.0	<1.0	<1.0	<1.0	<1.0	<1.0	<1.0	<1.0	<1.0	<1.0	<1.0	<1.0	<2.0	<10	<25	<25	<25	<20	<25	<50	<50	<50	<25	<10
trans-1,2 Dichloroethene	100	<1.0	<1.0	<1.0	<1.0	<1.0	<1.0	<1.0	<1.0	<1.0	<1.0	1.1	<1.0	4.2	11	<25	<25	<25	<20	<25	<50	<50	<50	<25	<10
cis-1,2 Dichloroethene	70	<1.0	28	15	4.0	20	11	8.7	170	43	2.6	220	68	1,100	2,500	740	740	420	540	960	800	930	1,100	1,600	920
1,1,1 Trichloroethane	200	<1.0	<1.0	<1.0	<1.0	<1.0	<1.0	<1.0	5.5	<1.0	<1.0	7.5	2.0	32	85	39	39	28	26	74	50	68	90	120	68
Trichloroethene	5	<1.0	4	19	9.8	43	25	5.7	90	35	2.3	93	42	230	340	820	820	680	1,600	3,700	2,400	1,400	2,800	1,700	1,100
Tetrachloroethene	5	<1.0	<1.0	<1.0	<1.0	<1.0	<1.0	<1.0	<1.0	<1.0	<1.0	<1.0	<1.0	<2.0	<10	<25	<25	<25	<20	<25	<50	<50	<50	<25	<10
Benzene	5	<1.0	<1.0	<1.0	<1.0	<1.0	<1.0	<1.0	<1.0	<1.0	<1.0	<1.0	<1.0	<2.0	<10	<25	<25	<25	<20	<25	<50	<50	<50	25	<10
Toluene	1,000	<1.0	<1.0	<1.0	<1.0	<1.0	<1.0	<1.0	<1.0	<1.0	<1.0	<1.0	<1.0	<2.0	<10	<25	<25	<25	<20	<25	<50	<50	<50	<25	<10
1, 1 Dichloroethane	81	<1.0	<1.0	<1.0	<1.0	<1.0	<1.0	<1.0	<1.0	<1.0	<1.0	1.4	<1.0	4.0	13	<25	<25	<25	13	<25	<50	<50	<50	<25	13
1,2 Dichloroethane	5	<1.0	<1.0	<1.0	<1.0	<1.0	<1.0	<1.0	1.2	<1.0	<1.0	<1.0	<1.0	<2.0	<10	<25	<25	<25	<20	<25	<50	<50	<50	<25	<10
1,2-Dichlorobenzene	600	<1.0	<1.0	<1.0	<1.0	<1.0	<1.0	<1.0	<1.0	<1.0	<1.0	<1.0	<1.0	<2.0	<10	<25	<25	<25	<20	<25	<50	<50	<50	<25	<10
1,1,2-Trichloroethane	5	<1.0	<1.0	<1.0	<1.0	<1.0	<1.0	<1.0	<1.0	<1.0	<1.0	<1.0	<1.0	<2.0	<10	<25	<25	<25	<20	<25	<50	<50	<50	<25	<10
Trichlorofluoromethane	2,000	<2.0	<1.0	<1.0	<1.0	<2.0	<2.0	<2.0	<2.0	<2.0	<2.0	<2.0	<2.0	<4.0	<20	<50	<50	<50	<20	<50	<100	<100	<100	<50	<20
Total Alkylbenzenes	50	<1.0	<1.0	<1.0	<1.0	<1.0	<1.0	<1.0	<1.0	<1.0	<1.0	<1.0	<1.0	<2.0	<10	<25	<25	<25	<20	<25	<50	--	<50	<150	<10
Total Xylenes	10,000	<1.0	<1.0	<1.0	<1.0	<2.0	<1.0	<1.0	<1.0	<1.0	<1.0	<2.0	<2.0	<2.0	<10	<25	<25	<25	<20	<50	<100	<100	<150	<75	<10
MTBE	13	<1.0	<1.0	1.2	<1.0	<1.0	<1.0	<1.0	<1.0	<1.0	<1.0	<1.0	<1.0	<2.0	<10	<25	<25	<25	<20	<25	<50	<50	<50	<25	<10
Ethyl Benzene	700	<1.0	<1.0	<1.0	<1.0	<1.0	<1.0	<1.0	<1.0	<1.0	<1.0	<1.0	<1.0	<2.0	<10	<25	<25	<25	<20	<25	<50	<50	<50	<25	<10
Bromochloromethane	NS	<1.0	<1.0	<1.0	<1.0	<1.0	<1.0	<1.0	<1.0	<1.0	<1.0	<1.0	<1.0	<2.0	<10	<25	<25	<25	<20	<25	<50	<50	<50	<25	<10
Total VOC		BDL	32	35	14	63	36	14	268	78	5	323	112	1,370	2,949	1,599	1,599	1,128	2,179	4,734	3,250	2,398	3,990	3,445	2,101

SEE TABLE 1A FOR NOTES

TABLE 1B
SUMMARY OF WATER QUALITY DATA
LOWER HYDROGEOLOGIC UNIT
YEAR 2009 ANNUAL SUMMARY REPORT

Freudenberg-NOK General Partnership
Bristol, New Hampshire
NHDES Site No. 198706012

MW-5D	NHDES AGQS	Aug-94	Jan-95	May-95	GC Nov-95GC	Nov-95	Apr-96	Jul-96	Nov-96	GC Apr-97	GC Jul-97	Nov-97	Apr-98	GC Apr-98 GC	GC Jul-98 GC	Jul-98	Nov-98	Apr-99	Jul-99	Nov-99	Apr-00	Jul-00	Nov-00	Apr-01	Jul-01
Vinyl Chloride	2	BDL	BDL	BDL		BDL	BDL	BDL	BDL				BDL	BDL	BDL	BDL	BDL	BDL	BDL	BDL	BDL	<2.0	<5.0	BDL	<1.0
1, 1 Dichloroethene	7	BDL	BDL	BDL		BDL	BDL	BDL	BDL				BDL			BDL	BDL	BDL	BDL	BDL	BDL	<0.96	<1.0	BDL	<1.0
trans-1,2 Dichloroethene	100														BDL	BDL	BDL	BDL	BDL	BDL	BDL	<5.0	<1.0	BDL	<1.0
cis-1,2 Dichloroethene	70	**45**	**2**	**2**	BDL	BDL	BDL	BDL	BDL	**2.6**	**7**	BDL	BDL	BDL	BDL	BDL	BDL	**2**	BDL	BDL	BDL	<5.0	<1.0	BDL	<1.0
1,1,1 Trichloroethane	200	**27**	**4**	**7**		**4**	**5**	**4**	**3**			BDL	**1**		BDL	BDL	BDL	BDL	BDL	BDL	BDL	<5.0	<1.0	BDL	<1.0
Trichloroethene	5	**460**	**48**	**100**	**27**	**70**	**41**	**38**	**41**	**18**	**25**	**5**	**11**	**32**	**7.8**	**12.1**	**5**	**2**	BDL	BDL	BDL	<5.0	<1.0	BDL	<1.0
Tetrachloroethene	5	**10**	**3**	**8**		**7**	**7**	**6**	**7**				**6**		**6.4**	**5.1**	BDL	**3**	BDL	BDL	BDL	<5.0	<1.0	BDL	<1.0
Benzene	5														BDL	BDL	BDL	BDL	BDL	BDL	BDL	<5.0	<1.0	BDL	<1.0
Toluene	1,000	BDL	**3**	BDL	BDL	BDL	**1**	BDL	BDL	BDL	BDL	BDL	BDL	BDL	BDL	**2.2**	BDL	BDL	BDL	BDL	BDL	<5.0	<1.0	BDL	<1.0
1, 1 Dichloroethane	81	BDL	BDL	BDL		BDL	**2**	BDL	BDL			BDL	BDL			BDL	BDL	BDL	BDL	BDL	BDL	<5.0	<1.0	BDL	<1.0
1,2 Dichloroethane	5	**12**	BDL	BDL		BDL	BDL	BDL	BDL				BDL			BDL	BDL	BDL	BDL	BDL	BDL	<5.0	<1.0	BDL	<1.0
Total Xylenes	10,000											BDL			BDL	BDL	BDL	BDL	BDL	BDL	BDL	<5.0	<1.0	BDL	<2.0
MTBE	13											BDL				BDL	BDL	BDL	BDL	BDL	BDL	<5.0	<1.0	BDL	<5.0
Ethyl Benzene	700														BDL	BDL	BDL	BDL	BDL	BDL	BDL	<5.0	<1.0	BDL	<1.0
Total VOC		554	60	117	27	81	56	48	51	21	32	5	18	32	14	19	5	7	BDL	BDL	BDL	BDL	BDL	BDL	BDL

MW-5D	NHDES AGQS	Nov-01	Apr-02	Jul-02	Nov-02	Apr-03	Jul-03	Nov-03	Apr-04	Jul-04	Nov-04	Apr-05	Jul-05	Nov-05	Apr-06	Jul-06	Jul-06	Apr-07	Jul-07	Nov-07	Apr-08	Jul-08	Nov-08	Apr-09	Jul-09	Nov-09
Vinyl Chloride	2	<2.0	<1.0	<1.0	<2.0	<2.0	<1.0	<1.0	<1.0	<1.0	<1.0	<1.0	<1.0	<1.0	<1.0	<1.0	40,142	<1.0	<1.0	<1.0	<1.0	<1.0	<1.0	<1.0	<1.0	<1.0
1, 1 Dichloroethene	7	<1.0	<1.0	<1.0	<1.0	<1.0	<1.0	<1.0	<1.0	<1.0	<1.0	<1.0	<1.0	<1.0	<1.0	<1.0	<1.0	<1.0	<1.0	<1.0	<1.0	<1.0	<1.0	<1.0	<1.0	<1.0
trans-1,2 Dichloroethene	100	<1.0	<1.0	<1.0	<1.0	<1.0	<1.0	<1.0	<1.0	<1.0	<1.0	<1.0	<1.0	<1.0	<1.0	<1.0	<1.0	<1.0	<1.0	<1.0	<1.0	<1.0	<1.0	<1.0	<1.0	<1.0
cis-1,2 Dichloroethene	70	<1.0	<1.0	<1.0	<1.0	<1.0	<1.0	<1.0	<1.0	<1.0	<1.0	<1.0	<1.0	<1.0	<1.0	<1.0	<1.0	<1.0	<1.0	<1.0	<1.0	<1.0	<1.0	<1.0	<1.0	<1.0
1,1,1 Trichloroethane	200	<1.0	<1.0	<1.0	<1.0	<1.0	<1.0	<1.0	<1.0	<1.0	<1.0	<1.0	<1.0	<1.0	<1.0	<1.0	7	<1.0	<1.0	<1.0	<1.0	<1.0	<1.0	<1.0	<1.0	<1.0
Trichloroethene	5	<1.0	<1.0	<1.0	<1.0	<1.0	<1.0	<1.0	<1.0	<1.0	<1.0	<1.0	<1.0	<1.0	<1.0	<1.0	<1.0	<1.0	<1.0	<1.0	<1.0	<1.0	<1.0	<1.0	<1.0	<1.0
Tetrachloroethene	5	<1.0	<1.0	<1.0	<1.0	<1.0	<1.0	<1.0	<1.0	<1.0	<1.0	<1.0	<1.0	<1.0	<1.0	<1.0	<1.0	<1.0	<1.0	<1.0	<1.0	<1.0	<1.0	<1.0	<1.0	<1.0
Benzene	5	<1.0	<1.0	<1.0	<1.0	<1.0	<1.0	<1.0	<1.0	<1.0	<1.0	<1.0	<1.0	<1.0	<1.0	<1.0	<1.0	<1.0	<1.0	<1.0	<1.0	<1.0	<1.0	<1.0	<1.0	<10
Toluene	1,000	<1.0	<1.0	<1.0	<1.0	<1.0	<1.0	<1.0	<1.0	<1.0	<1.0	<1.0	<1.0	<1.0	<1.0	<1.0	<1.0	<1.0	<1.0	<1.0	<1.0	<1.0	<1.0	<1.0	<1.0	<1.0
1, 1 Dichloroethane	81	<1.0	<1.0	<1.0	<1.0	<1.0	<1.0	<1.0	<1.0	<1.0	<1.0	<1.0	<1.0	<1.0	<1.0	<1.0	<1.0	<1.0	<1.0	<1.0	<1.0	<1.0	<1.0	<1.0	<1.0	<1.0
1,2 Dichloroethane	5	<1.0	<1.0	<1.0	<1.0	<1.0	<1.0	<1.0	<1.0	<1.0	<1.0	<1.0	<1.0	<1.0	<1.0	<1.0	<1.0	<1.0	<1.0	<1.0	<1.0	<1.0	<1.0	<1.0	<1.0	<1.0
Total Xylenes	10,000	<1.0	<1.0	<1.0	<1.0	<1.0	<2.0	<2.0	<2.0	<2.0	<1.0	<1.0	<2.0	<2.0	<1.0	<1.0	<1.0	<1.0	<1.0	<1.0	<2.0	<2.0	<2.0	<3.0	<1.0	<1.0
MTBE	13	<2.0	<1.0	<1.0	<2.0	<2.0	<1.0	<1.0	<1.0	<1.0	<1.0	<1.0	<1.0	<1.0	<1.0	<1.0	<1.0	<1.0	<1.0	<1.0	<1.0	<1.0	<1.0	<1.0	<1.0	<1.0
Ethyl Benzene	700	<1.0	<1.0	<1.0	<1.0	<1.0	<1.0	<1.0	<1.0	<1.0	<1.0	<1.0	<1.0	<1.0	<1.0	<1.0	<1.0	<1.0	<1.0	<1.0	<1.0	<1.0	<1.0	<1.0	<1.0	<1.0
Total VOC		BDL	BDL	BDL	BDL	BDL	BDL	BDL	BDL	BDL	BDL	BDL	BDL	BDL	BDL	BDL	BDL	BDL	BDL	*4.8	BDL	BDL	BDL	BDL	BDL	BDL

SEE TABLE 1A FOR NOTES

TABLE 1B
SUMMARY OF WATER QUALITY DATA
LOWER HYDROGEOLOGIC UNIT
YEAR 2009 ANNUAL SUMMARY REPORT

Freudenberg-NOK General Partnership
Bristol, New Hampshire
NHDES Site No. 198706012

MW-7D	NHDES AGQS	Aug-94	Jan-95	May-95	Nov-05	Apr-06	Jul-06	Nov-06	Dec-07	Apr-08	Jul-08	Nov-08	Apr-09	Jul-09	Nov-09
Vinyl Chloride	2	BDL	BDL	BDL	<2.0	<2.0	<2.5	<10	**22**	**150**	**330**	**680**	**1,300**	**1,200**	**780**
1, 1 Dichloroethene	7	BDL	BDL	BDL	**3.7**	<2.0	<2.5	<10	**15**	<50	<25	<25	**23**	**14**	**12**
trans-1,2 Dichloroethene	100	-	-	-	**4.5**	<2.0	<2.5	<10	**28**	<50	<25	**26**	<10	**14**	<10
cis-1,2 Dichloroethene	70	**650**	**120**	**520**	**1,800**	**110**	**180**	**340**	**3,600**	**1,700**	**1,100**	**2,600**	**1,200**	**680**	**460**
1,1,1 Trichloroethane	200	**55**	**16**	BDL	**56**	<2.0	<2.5	<10	**180**	**76**	**64**	**560**	**260**	**140**	**71**
Trichloroethene	5	**2,400**	**500**	**1,400**	**280**	**150**	**270**	**220**	**660**	**480**	**540**	**82**	**520**	**380**	**450**
Tetrachloroethene	5	BDL	BDL	BDL	<2.0	<2.0	<2.5	<10	<5.0	<50	<25	<25	<10	<10	<10
Benzene	5	-	-	-	<2.0	<2.0	<2.5	<10	<5.0	<50	<25	<25	<10	<10	<10
Toluene	1,000	**590**	**28**	**100**	**240**	<2.0	<2.5	<10	**6,800**	**1,200**	**190**	**7,600**	**640**	**1,200**	**1,100**
1, 1 Dichloroethane	81	BDL	BDL	**62**	**6.7**	**2.1**	**4**	<10	**54**	<50	**25**	**150**	**61**	**79**	**60**
1,2 Dichloroethane	5	BDL	BDL	BDL	<2.0	<2.0	<2.0	<10	<5.0	<50	<25	<25	<10	<10	<10
Total Xylenes	10,000	-	-	-	**11.2**	<2.0	<2.5	<10	**204**	<100	**52**	**321**	**182**	**155**	**131**
MTBE	13	-	-	-	<2.0	<2.0	<2.5	<10	<5.0	<50	<25	<25	<10	<10	<10
Ethyl Benzene	700	-	-	-	**5.8**	<2.0	<2.5	<10	**60**	<50	<25	**83**	**52**	**37**	**35**
1,2-Dichlorobenzene	600	-	-	-	**2.0**	<2.0	<2.5	<10	**7.1**	<50	<25	<25	<10	<10	<10
Total VOC		3,695	664	2,082	2,410	262	454	560	11,635	3,606	2,301	12,102	4,238	3,899	3,099

SEE TABLE 1A FOR NOTES

TABLE 1B
SUMMARY OF WATER QUALITY DATA
LOWER HYDROGEOLOGIC UNIT
YEAR 2009 ANNUAL SUMMARY REPORT

Freudenberg-NOK General Partnership
Bristol, New Hampshire
NHDES Site No. 198706012

MW-8D	NHDES AGQS	Aug-94	Jan-95	May-95	Dec-95	Apr-96	Jul-96	Nov-96	GC Apr-97	GC Jul-97	GC Nov-97 GC	Nov-97	GC Apr-98 GC	Apr-98	GC Jul-98	Jul-98	Nov-98	Apr-99	Jul-99	Nov-99	Apr-00	Jul-00	Nov-00	Apr-01	Jul-01	Nov-01	Apr-02	Jul-02	Nov-02	Apr-03	Jul-03
Vinyl Chloride	2	BDL	BDL	BDL	BDL	BDL	BDL	BDL				BDL	BDL	BDL	BDL	BDL	BDL	BDL	BDL	BDL	BDL	NS	<5.0	BDL	<1.0	<2.0	<1.0	<1.0	<2.0	<1.0	<1.0
1, 1 Dichloroethene	7	BDL	BDL	BDL	BDL	BDL	BDL	**58**						BDL		**3.6**	**3**	BDL	BDL	BDL	BDL	NS	<1.0	BDL	<1.0	<1.0	<1.0	<1.0	<1.0	<1.0	<1.0
trans-1,2 Dichloroethene	100														BDL	**2.6**	BDL	BDL	BDL	BDL	BDL	NS	<1.0	BDL	<1.0	<1.0	<1.0	<1.0	<1.0	<1.0	<1.0
cis-1,2 Dichloroethene	70	**670**	**13,000**	**11,000**	**13,000**	**4,300**	**2,500**	**2,900**	**1,500**	**230**	**340**	**520**	**990**	**2,300**	**160**	**870**	BDL	**34**	**27**	**17**	**14**	NS	**13**	**8**	**2.7**	**1.8**	<1.0	**16**	**9.8**	**14**	**20**
1,1,1 Trichloroethane	200	**71**	BDL	BDL	**3,100**	**1,000**	**670**	**370**				**70**		**200**	**33**	**81**	**43**	**9**	**7**	BDL	BDL	NS	**2**	**3**	<1.0	<1.0	<1.0	**1.8**	**1.5**	<1.0	**1.2**
Trichloroethene	5	**1,500**	**62,000**	**68,000**	**120,000**	**29,000**	**8,500**	**4,700**	**2,900**	**430**	**610**	**800**	**2,900**	**4,400**	**220**	**1,600**	**560**	**150**	**340**	**64**	**46**	NS	**40**	**52**	**12**	**6.9**	<1.0	**42**	**31**	**27**	**35**
Tetrachloroethene	5	BDL	BDL	BDL	BDL	BDL	BDL	**58**						**23**	**9.9**	**13**	**12**	**4**	**5**	BDL	**2**	NS	<1.0	**5**	<1.0	<1.0	<1.0	**1.5**	**1.8**	<1.0	<1.0
Benzene	5														**1.9**	**2.7**	BDL	BDL	BDL	BDL	BDL	NS	<1.0	BDL	<1.0	<1.0	<1.0	<1.0	<1.0	<1.0	<1.0
Toluene	1,000	BDL	**24,000**	**25,000**	**17,000**	**2,600**	BDL	BDL	**3**	**11**	BDL	BDL	BDL	**19**	BDL	**1.4**	BDL	BDL	BDL	BDL	BDL	NS	<1.0	BDL	<1.0	<1.0	<1.0	<1.0	<1.0	<1.0	**1.9**
1, 1 Dichloroethane	81	BDL	BDL	BDL	BDL	BDL	BDL	BDL				BDL		BDL		BDL	**5**	**2**	BDL	BDL	BDL	NS	<1.0	BDL	<1.0	<1.0	<1.0	<1.0	<1.0	<1.0	<1.0
1,2 Dichloroethane	5	BDL	BDL	BDL	BDL	BDL	BDL	**54**						BDL		BDL	**10**	**8**	**3**	BDL	**3**	NS	<1.0	BDL	<1.0	<1.0	<1.0	<1.0	<1.0	<1.0	<1.0
1,1,2-Trichloroethane	5															**1.1**	BDL	BDL	BDL	BDL	BDL	NS	<1.0	BDL	<1.0	<1.0	<1.0	<1.0	<1.0	<1.0	<1.0
Chloroform	6															**5.1**	BDL	BDL	BDL	BDL	BDL	NS	<1.0	BDL	<1.0	<1.0	<1.0	<1.0	<1.0	<1.0	<1.0
Total Xylenes	10,000											BDL			BDL	BDL	BDL	BDL	BDL	BDL	BDL	NS	<1.0	BDL	<2.0	<1.0	<1.0	<1.0	<1.0	<1.0	<2.0
MTBE	13											BDL				BDL	BDL	BDL	BDL	BDL	BDL	NS	<1.0	BDL	<5.0	<2.0	<1.0	<1.0	<2.0	<1.0	<1.0
Ethyl Benzene	700															BDL	BDL	BDL	BDL	BDL	BDL	NS	<1.0	BDL	<1.0	<1.0	<1.0	<1.0	<1.0	<1.0	<1.0
Total VOC		2,241	99,000	104,000	153,100	36,900	11,670	8,140	4,403	671	950	1,390	3,890	6,942	425	2,581	633	207	382	81	65	NS	55	68	15	8.7	BDL	61.3	44.1	41	58

MW-8D	NHDES AGQS	Nov-03	Apr-04	Jul-04	Nov-04	Apr-05	Jul-05	Nov-05	Apr-06	Jul-06	Nov-06	Apr-07	Jul-07	Nov-07	Jul-08	Nov-08	Nov-08	Apr-09	Jul-09	Nov-09
Vinyl Chloride	2	<1.0	<1.0	<1.0	<1.0	<1.0	<1.0	<1.0	<1.0	<1.0	<1.0	<1.0	<1.0	<1.0	<1.0	<1.0	<1.0	<1.0	<1.0	<1.0
1, 1 Dichloroethene	7	<1.0	**2.1**	<1.0	<1.0	<1.0	<1.0	<1.0	<1.0	<1.0	<1.0	<1.0	<1.0	<1.0	<1.0	<1.0	<1.0	<1.0	<1.0	<1.0
trans-1,2 Dichloroethene	100	<1.0	<1.0	<1.0	<1.0	<1.0	<1.0	<1.0	<1.0	<1.0	<1.0	<1.0	<1.0	<1.0	<1.0	<1.0	**6.8**	<1.0	<1.0	<1.0
cis-1,2 Dichloroethene	70	**15**	**260**	**19**	**22**	**9**	<1.0	<1.0	<1.0	<1.0	<1.0	**1.3**	<1.0	<1.0	<1.0	<1.0	<1.0	<1.0	<1.0	<1.0
1,1,1 Trichloroethane	200	**1.0**	**15**	**2.3**	**3**	<1.0	<1.0	<1.0	<1.0	<1.0	<1.0	<1.0	<1.0	<1.0	<1.0	<1.0	<1.0	<1.0	<1.0	<1.0
Trichloroethene	5	**30**	**710**	**64**	**100**	**12**	**2.3**	**1.9**	**1.0**	**1.3**	**1.0**	**3.9**	**2.0**	<1.0	<1.0	<1.0	<1.0	<1.0	<1.0	<1.0
Tetrachloroethene	5	<1.0	**1.6**	**5.0**	**9**	**1.5**	<1.0	<1.0	<1.0	<1.0	<1.0	<1.0	<1.0	<1.0	<1.0	<1.0	<1.0	<1.0	<1.0	<1.0
Benzene	5	<1.0	**1.1**	<1.0	<1.0	<1.0	<1.0	<1.0	<1.0	<1.0	<1.0	<1.0	<1.0	<1.0	<1.0	<1.0	<1.0	<1.0	<1.0	<1.0
Toluene	1,000	<1.0	<1.0	<1.0	<1.0	<1.0	<1.0	<1.0	<1.0	<1.0	<1.0	<1.0	<1.0	<1.0	<1.0	<1.0	<1.0	<1.0	<1.0	<1.0
1, 1 Dichloroethane	81	<1.0	**1.1**	<1.0	**1.1**	<1.0	<1.0	<1.0	<1.0	<1.0	<1.0	<1.0	<1.0	<1.0	<1.0	<1.0	<1.0	<1.0	<1.0	<1.0
1,2 Dichloroethane	5	<1.0	<1.0	**1.2**	<2.0	<1.0	<1.0	<1.0	<1.0	<1.0	<1.0	<1.0	<1.0	<1.0	<1.0	<1.0	<1.0	<1.0	<1.0	<1.0
1,1,2-Trichloroethane	5	<1.0	<1.0	<1.0	<1.0	<1.0	<1.0	<1.0	<1.0	<1.0	<1.0	<1.0	<1.0	<1.0	<1.0	<1.0	<1.0	<1.0	<1.0	<1.0
Chloroform	6	<1.0	<1.0	<1.0	<1.0	<1.0	<1.0	<1.0	<1.0	<1.0	<1.0	<1.0	<1.0	<1.0	<1.0	<1.0	<1.0	<1.0	<1.0	<1.0
Total Xylenes	10,000	<1.0	<1.0	<1.0	<1.0	<1.0	<2.0	<1.0	<1.0	<1.0	<1.0	<1.0	<1.0	<1.0	<1.0	<2.0	<2.0	<2.0	<2.0	<2.0
MTBE	13	<1.0	<1.0	<1.0	<1.0	<1.0	<1.0	<1.0	<1.0	<1.0	<1.0	<1.0	<1.0	<1.0	<1.0	<1.0	<1.0	<1.0	<1.0	<1.0
Ethyl Benzene	700	<1.0	<1.0	<1.0	<1.0	<1.0	<1.0	<1.0	<1.0	<1.0	<1.0	<1.0	<1.0	<1.0	<1.0	<1.0	<1.0	<1.0	<1.0	<1.0
Total VOC		46	991	91.5	134.6	22.5	2.3	1.9	1.0	1.3	1	5.2	2.0	BDL	BDL	BDL	BDL	BDL	BDL	BDL

SEE TABLE 1A FOR NOTES

TABLE 1B
SUMMARY OF WATER QUALITY DATA
LOWER HYDROGEOLOGIC UNIT
YEAR 2009 ANNUAL SUMMARY REPORT

Freudenberg-NOK General Partnership
Bristol, New Hampshire
NHDES Site No. 198706012

MW-10D	NHDES AGQS	Jan-95	May-95	Dec-95	GC Apr-96	GC Jul-96	GC Nov-96	GC Apr-97	Jul-97	GC Nov-97 GC	Nov-97	GC Apr 98 GC	Apr-98	GC Jul-98 GC	Jul-98	Nov-98	Apr-99	Jul-99	Nov-99	Apr-00	Jul-00	Nov-00	Apr-01	Jul-01	Nov-01	Apr-02	Jul-02	Nov-02	Apr-03	Jul-03
Vinyl Chloride	2	BDL	BDL	BDL							BDL	BDL	BDL	BDL	BDL	BDL	BDL	BDL	BDL	BDL	<2.0	<5.0	BDL	<5.0	<10	<2.0	<2.0	<2.0	<1.0	<2.5
1, 1 Dichloroethene	7	BDL	BDL	BDL									BDL		BDL	BDL	BDL	BDL	BDL	BDL	<0.96	<1.0	BDL	<5.0	<5.0	<2.0	<2.0	<1.0	<1.0	<2.5
trans-1,2 Dichloroethene	100													BDL	BDL	BDL	BDL	BDL	BDL	BDL	<5.0	<1.0	BDL	<5.0	<5.0	<2.0	<2.0	<1.0	<1.0	<2.5
cis-1,2 Dichloroethene	70	BDL	BDL	BDL	**12**	**9.5**	**11**	**12**	**15**	**14**	BDL	**21**	**1,800**	**9**	**10**	BDL	**9**	BDL	**8**	**12**	**10.8**	**12**	BDL	**7.9**	**6.2**	**7.4**	**4.9**	**6.4**	**4.6**	**5.0**
1,1,1 Trichloroethane	200	BDL	BDL	BDL					BDL		BDL		BDL	BDL	**0.8**	BDL	BDL	BDL	BDL	BDL	<5.0	<1.0	BDL	<5.0	<5.0	<2.0	<2.0	<1.0	<1.0	<2.5
Trichloroethene	5	**430**	**910**	**990**	**410**	**42**	**170**	**630**	**690**	**570**	**122**	**1,100**	**3,400**	**360**	**635**	**820**	**1,000**	**830**	**640**	**520**	**758**	**640**	**220**	**420**	**240**	**81**	**130**	**59.0**	**120**	**240**
Tetrachloroethene	5	BDL	BDL	BDL									21	BDL	**1.7**	**2**	BDL	BDL	BDL	BDL	<5.0	<1.0	BDL	<5.0	<5.0	<2.0	<2.0	<1.0	<1.0	<2.5
Chloroform	6														**1**	BDL	BDL	BDL	BDL	BDL	<5.0	<1.0	BDL	<5.0	<5.0	<2.0	<2.0	<1.0	<1.0	<2.5
1,1,2-Trichloroethane	5														**0.6**	BDL	BDL	BDL	BDL	BDL	<5.0	<1.0	BDL	<5.0	<5.0	<2.0	<2.0	<1.0	<1.0	<2.5
Benzene	5													BDL	BDL	BDL	BDL	BDL	BDL	BDL	<5.0	<1.0	BDL	<5.0	<5.0	<2.0	<1.0	<1.0	<1.0	<2.5
Toluene	1,000	BDL	BDL	BDL	BDL	BDL	BDL	BDL	**24**	**2**	BDL	BDL	**4**	BDL	BDL	BDL	BDL	BDL	BDL	BDL	<5.0	<1.0	BDL	<5.0	<5.0	<2.0	<1.0	<1.0	<1.0	<2.5
1, 1 Dichloroethane	81	BDL	BDL	BDL							BDL		BDL		BDL	BDL	BDL	BDL	BDL	BDL	<5.0	<1.0	BDL	<5.0	<5.0	<2.0	<2.0	<1.0	<1.0	<2.5
1,2 Dichloroethane	5	BDL	BDL	BDL									BDL		**1.3**	BDL	BDL	BDL	BDL	BDL	<5.0	<1.0	BDL	<5.0	<5.0	<2.0	<2.0	<1.0	<1.0	<2.5
Total Xylenes	10,000								BDL		BDL			BDL	BDL	BDL	BDL	BDL	BDL	BDL	<5.0	<1.0	BDL	<10	<5.0	<2.0	<1.0	<1.0	<1.0	<5.0
MTBE	13										BDL				BDL	BDL	BDL	BDL	BDL	BDL	<5.0	<1.0	BDL	<25	<10	<2.0	<1.0	<1.0	<1.0	<2.5
Ethyl Benzene	700								BDL					BDL	BDL	BDL	BDL	BDL	BDL	BDL	<5.0	<1.0	BDL	<5.0	<5.0	<2.0	<1.0	<1.0	<1.0	<2.5
Total VOC		430	910	990	422	52	181	642	729	586	122	1,121	5,225	369	650	822	1,009	830	648	532	769	652	220	428	246.2	88.4	134.9	65.4	124.6	245

MW-10D	NHDES AGQS	Nov-03	Apr-04	Jul-04	Nov-04	Apr-05	Jul-05	Nov-05	Apr-06	Jul-06	Nov-06	Apr-07	Jul-07	Dec-07	Apr-08	Jul-08	40,142 Jul-08	Apr-09	Jul-09	Nov-09
Vinyl Chloride	2	<2.5	<2.5	<5.0	<5.0	<5.0	<2.5	<2.0	<5.0	<5.0	<10	<5.0	<5.0	<5.0	<5.0	<5.0	<5.0	<2.5	<2.5	<1.0
1, 1 Dichloroethene	7	<2.5	<2.5	<5.0	<5.0	<5.0	<2.5	<2.0	<5.0	<5.0	<10	<5.0	<5.0	<5.0	<5.0	<5.0	<5.0	<2.5	<2.5	<1.0
trans-1,2 Dichloroethene	100	<2.5	<2.5	<5.0	<5.0	<5.0	<2.5	<2.0	<5.0	<5.0	<10	<5.0	<5.0	<5.0	**6.3**	<5.0	6.8	**6.8**	**8.5**	**7.6**
cis-1,2 Dichloroethene	70	**5.9**	**7.8**	**5.4**	**5.3**	<5.0	**6.4**	**4.1**	<5.0	<5.0	<10	<5.0	<5.0	<5.0	<5.0	<5.0	<5.0	**2.5**	<2.5	**2.1**
1,1,1 Trichloroethane	200	<2.5	<2.5	<5.0	<5.0	<5.0	<2.5	<2.0	<5.0	<5.0	<10	<5.0	<5.0	<5.0	<5.0	<5.0	<5.0	<2.5	<2.5	<1.0
Trichloroethene	5	**750**	**550**	**500**	**560**	**390**	**450**	**470**	**440**	**400**	**400**	**360**	**290**	**450**	**350**	**300**	**300**	**180**	**150**	**130**
Tetrachloroethene	5	<2.5	**3.8**	<5.0	<5.0	<5.0	**19**	<2.0	<5.0	<5.0	<10	<5.0	<5.0	<5.0	<5.0	<5.0	<5.0	<2.5	<2.5	<1.0
Chloroform	6	<2.5	<2.5	<5.0	<5.0	<5.0	<2.5	<2.0	<5.0	<5.0	<10	<5.0	<5.0	<5.0	<5.0	<5.0	<5.0	<2.5	<2.5	<1.0
1,1,2-Trichloroethane	5	<2.5	<2.5	<5.0	<5.0	<5.0	<2.5	<2.0	<5.0	<50	<10	<5.0	<5.0	<5.0	<5.0	<5.0	<5.0	<2.5	<2.5	<1.0
Benzene	5	<2.5	<2.5	<5.0	<5.0	<5.0	<2.5	<2.0	<5.0	<5.0	<10	<5.0	<5.0	<5.0	<5.0	<5.0	<5.0	<2.5	<2.5	<1.0
Toluene	1,000	<2.5	<2.5	<5.0	<5.0	<5.0	<2.5	<2.0	<5.0	<5.0	<10	<5.0	<5.0	<5.0	<5.0	<5.0	<5.0	<2.5	<2.5	<1.0
1, 1 Dichloroethane	81	<2.5	<2.5	<5.0	<5.0	<5.0	<2.5	<2.0	<1.0	<5.0	<10	<5.0	<5.0	<5.0	<5.0	<5.0	<5.0	<2.5	<2.5	<1.0
1,2 Dichloroethane	5	<2.5	<2.5	<5.0	<5.0	<5.0	<2.5	<2.0	<1.0	<5.0	<10	<5.0	<5.0	<5.0	<5.0	<5.0	<5.0	<2.5	<2.5	<1.0
Total Xylenes	10,000	<5.0	<1.0	<5.0	<5.0	<5.0	<5.0	<4.0	<5.0	<5.0	<10	<5.0	<5.0	<5.0	<10	<10	<10	<7.5	<7.5	<3.0
MTBE	13	<2.5	<2.5	<5.0	<5.0	<5.0	<2.5	<2.0	<5.0	<5.0	<10	<5.0	<5.0	<5.0	<5.0	<5.0	<5.0	<2.5	<2.5	<1.0
Ethyl Benzene	700	<2.5	<2.5	<5.0	<5.0	<5.0	<2.5	<2.0	<5.0	<5.0	<100	<5.0	<5.0	<5.0	<5.0	<5.0	<10	<2.5	<2.5	<1.0
Total VOC		756	562	505	565	390	475.4	474.1	440	400	400	360	290	450	356.3	300	180	189.3	159	140

SEE TABLE 1A FOR NOTES

TABLE 1B
SUMMARY OF WATER QUALITY DATA
LOWER HYDROGEOLOGIC UNIT
YEAR 2009 ANNUAL SUMMARY REPORT

Freudenberg-NOK General Partnership
Bristol, New Hampshire
NHDES Site No. 198706012

PS-1D	NHDES AGQS	Aug-94	Jan-95	May-95	Nov-95	GC Apr-96	GC Jul-96	GC Nov-96	GC Apr-97	GC Jul-97 GC	Jul-97	GC Nov-97	Nov-97	I GC Jul-98 GC	Jul-98	Nov-98	Apr-99	Jul-99	Nov-99	Apr-00	Jul-00	Nov-00	Apr-01	Jul-01	Nov-01	Apr-02	Jul-02	Nov-02	Apr-03	Jul-03	Nov-03	Apr-04
Vinyl Chloride	2	BDL	BDL	BDL	BDL								BDL	BDL	BDL	BDL	BDL	BDL	BDL	BDL	<2.0	<5.0	BDL	<2.0	<4.0	<1.0	<1.0	<2.0	<1.0	<1.0	<1.0	**1.6**
1, 1 Dichloroethene	7	BDL	BDL	BDL	BDL										BDL	**2.0**	BDL	BDL	BDL	**2**	<0.96	<1.0	BDL	<2.0	<2.0	<1.0	<1.0	<1.0	<1.0	<1.0	<1.0	<1.0
trans-1,2 Dichloroethene	100													**8**	**1.1**	**8.0**	BDL	BDL	BDL	BDL	<5.0	<1.0	BDL	<2.0	<2.0	<1.0	<1.0	<1.0	<1.0	<1.0	<1.0	**3.2**
cis-1,2 Dichloroethene	70	**1,400**	**3,500**	**1,400**	**39**	**160**	**7,500**	**4,900**	**1,400**	**240**	**670**	**490**	**440**	**65**	**150**	BDL	**180**	**12**	**12**	**19**	**23.8**	**38**	**5**	**56**	**35**	**9.4**	**14**	**6.2**	**5.5**	**11**	**41**	**290**
1,1,1 Trichloroethane	200	BDL	**370**	BDL	**5**						**31**		**14**	BDL	**6.9**	**75**	**11**	BDL	BDL	BDL	<5.0	<1.0	BDL	**5.6**	**2.5**	<1.0	<1.0	<1.0	<1.0	<1.0	2.2	**7.6**
Trichloroethene	5	**14,000**	**11,000**	**3,600**	**190**	**720**	**2,700**	**1,700**	**2,700**	**530**	**800**	**730**	**460**	**46**	**236**	**3,700**	**690**	**120**	**3**	**6**	**29.4**	**110**	**1**	**200**	**90**	**3.4**	**4.1**	**2.9**	**1.5**	**17**	**110**	**180**
Tetrachloroethene	5	BDL	BDL	BDL	BDL									BDL	**0.8**	**7**	**2**	BDL	BDL	BDL	<5.0	<1.0	BDL	<2.0	<2.0	<1.0	<1.0	<1.0	<1.0	<1.0	<1.0	**1.9**
Benzene	5													BDL	BDL	BDL	BDL	BDL	BDL	BDL	<5.0	<1.0	BDL	<2.0	<2.0	<1.0	<1.0	<1.0	<1.0	<1.0	<1.0	<1.0
Toluene	1,000	BDL	BDL	BDL	BDL	BDL	BDL	**18**	**5**	BDL	BDL	BDL	BDL	BDL	**1**	**3**	BDL	BDL	BDL	BDL	<5.0	**2.0**	BDL	<2.0	<2.0	<1.0	<1.0	<1.0	<1.0	<1.0	<1.0	<1.0
1, 1 Dichloroethane	81	BDL	BDL	BDL	BDL								BDL		**10**	**7**	**7**	BDL	BDL	**6**	<5.0	<1.0	BDL	<2.0	<2.0	<1.0	**1.8**	**1.2**	**1.7**	**1.5**	**1.9**	**14**
1,2 Dichloroethane	5	BDL	BDL	BDL	BDL										**1.7**	BDL	BDL	BDL	BDL	BDL	<5.0	<1.0	BDL	<2.0	<2.0	<1.0	<1.0	<1.0	<1.0	<1.0	<1.0	<1.0
Total Alkylbenzenes	50														**1**		BDL	BDL	BDL	BDL	<5.0	<1.0	BDL	BDL	BDL	<1.0	<1.0	<1.0	<1.0	<1.0	<1.0	**1.0**
Total Xylenes	10,000										**8**		BDL	BDL	**3.5**	**16**	BDL	BDL	BDL	BDL	<5.0	**1.0**	BDL	<4.0	<2.0	<1.0	<1.0	<1.0	<1.0	<2.0	<2.0	**5.9**
MTBE	13												BDL		**4.5**	BDL	BDL	**13**	BDL	**6**	<5.0	**2.0**	**1**	<10	<4.0	<1.0	<1.0	<1.0	<1.0	<1.0	<1.0	<1.0
Ethyl Benzene	700										BDL			BDL		**4**	BDL	BDL	BDL	BDL	<5.0	<1.0	BDL	<2.0	<2.0	<1.0	<1.0	<1.0	<1.0	<1.0	<1.0	<1.0
Total VOC		15,400	14,870	5,000	234	880	10,200	6,618	4,105	770	1,509	1,220	914	119	417	3,822	890	145	15	39	53	153	7	262	127.5	12.8	19.9	10.3	8.7	30	155	505

PS-1D	NHDES AGQS	Jul-04	Nov-04	Apr-05	Nov-05	Apr-06	Jul-06	Nov-06	Apr-07	Jul-07	Dec-07	Apr-08	Jul-08	Nov-08	Apr-09	Jul-09	Nov-09
Vinyl Chloride	2	<2.5	<2.5	<2	**1.5**	<5.0	<5.0	<10	<5.0	<2.5	<5.0	<10	**5.2**	<10	**3.5**	<2.5	**4.2**
1, 1 Dichloroethene	7	<2.5	<2.5	<2	<1.0	<5.0	<5.0	<10	<5.0	<2.5	<5.0	<10	<5.0	<10	<2.5	<2.5	<1.0
trans-1,2 Dichloroethene	100	**5.3**	<2.5	<2	**3.3**	<5.0	<5.0	<10	<5.0	<2.5	**11**	<10	**25**	<10	**3.0**	<2.5	**1.6**
cis-1,2 Dichloroethene	70	**460**	**170**	**86**	**340**	**280**	**480**	**370**	**180**	**230**	**910**	**260**	**1,800**	**470**	**260**	**200**	**120**
1,1,1 Trichloroethane	200	**12**	**6.3**	**2.4**	**7.6**	<5.0	**6.0**	<10	**8.4**	**4.7**	**17**	<10	**50**	<10	**8.0**	**4.1**	**4.6**
Trichloroethene	5	**180**	**100**	**66**	**190**	**44**	**55**	**27**	**30**	**25**	**780**	**100**	**3,300**	**260**	**170**	**120**	**68**
Tetrachloroethene	5	<2.5	<2.5	<2	<1.0	<5.0	<5.0	<10	<5.0	<2.5	<5.0	<10	**8.6**	<10	<2.5	<2.5	<1.0
Benzene	5	<2.5	<2.5	<2	<1.0	<5.0	<5.0	<10	<5.0	<2.5	<5.0	<10	<5.0	<10	<2.5	<2.5	<1.0
Toluene	1,000	<2.5	<2.5	<2	<1.0	<5.0	<5.0	<10	<5.0	<2.5	<5.0	<10	<5.0	<10	<2.5	<2.5	<1.0
1, 1 Dichloroethane	81	**29**	**13**	**8.1**	**14**	**29**	**37**	**40**	**23**	**15**	**15**	**12**	**24**	**18**	**20**	**16**	**13**
1,2 Dichloroethane	5	<2.5	<2.5	<2	<1.0	<5.0	<5.0	<10	<5.0	<2.5	<5.0	<10	<5.0	<10	<2.5	<2.5	<1.0
Total Alkylbenzenes	50	<2.5	<2.5	<2	<1.0	<5.0	<5.0	<10	<5.0	<2.5	<5.0	<10	<5.0	--	<2.5	<15.0	<6.0
Total Xylenes	10,000	**7.9**	<2.5	<2	**3.7**	<5.0	<5.0	<10	<5.0	<2.5	<5.0	<20	**11**	<20	<7.5	<7.5	<3.0
MTBE	13	<2.5	<2.5	<2	<1.0	<5.0	<5.0	<10	<5.0	<2.5	<5.0	<10	<5.0	<10	<2.5	<2.5	<1.0
Ethyl Benzene	700	<2.5	<2.5	<2	<1.0	<5.0	<5.0	<10	<5.0	<2.5	<5.0	<10	<5.0	<10	<2.5	<2.5	<1.0
Total VOC		694	289	163	560.1	353	578	437	241	275	2,023	372	5,224	748	465	340	211

SEE TABLE 1A FOR NOTES

TABLE 1B
SUMMARY OF WATER QUALITY DATA
LOWER HYDROGEOLOGIC UNIT
YEAR 2009 ANNUAL SUMMARY REPORT

Freudenberg-NOK General Partnership
Bristol, New Hampshire
NHDES Site No. 198706012

PS-3DR	NHDES AGQS	Jan-95	GC May-95	GC Nov-95	GC Apr-96	GC APr-96	GC Jul-96	GC Nov-96	GC A r_97	GC Jul-97	GC Nov-97	GC Apr-98	GC Jul-98	GC Nov-98	Apr-99	Jul-99	Nov-99	Apr-00	Jul-00	Nov-00	Apr-01	Jul-01	Nov-01	Apr-02	Jul-02	Nov-02	Apr-03	Jul-03	Nov-03	Apr-04	Jul-04
Vinyl Chloride	2	BDL										**2**	BDL	BDL	BDL	BDL	BDL	NS	NS	<5.0	BDL	<1.0	<2.0	<1.0	<1.0	<2.0	<1.0	<1.0	<1.0	<1.0	<1.0
1, 1 Dichloroethene	7	BDL																NS	NS	<1.0	BDL	<1.0	<1.0	<1.0	<1.0	<1.0	<1.0	<1.0	<1.0	<1.0	<1.0
trans-1,2 Dichloroethene	100												BDL	BDL	BDL	BDL	BDL	NS	NS	<1.0	BDL	<1.0	<1.0	<1.0	<1.0	<1.0	<1.0	<1.0	<1.0	<1.0	<1.0
cis-1,2 Dichloroethene	70	**12**	BDL	BDL	**20**	**18**	**210**	**270**	**20.0**	**69**	BDL	**220**	BDL	BDL	BDL	BDL	BDL	NS	NS	**210**	BDL	<1.0	<1.0	<1.0	<1.0	<1.0	<1.0	1.9	<1.0	<1.0	**2.1**
1,1,1 Trichloroethane	200	**2**											BDL	**4.9**	BDL	BDL	BDL	NS	NS	<1.0	BDL	<1.0	<1.0	<1.0	<1.0	<1.0	<1.0	<1.0	<1.0	<1.0	<1.0
Trichloroethene	5	BDL	BDL	BDL	**1.5**	**Trace**	**Trace**	**Trace**	**Trace**	**8.5**	BDL	**480**	BDL	**13**	BDL	BDL	BDL	NS	NS	**76**	BDL	<1.0	<1.0	<1.0	<1.0	<1.0	<1.0	**2.6**	<1.0	<1.0	<1.0
Tetrachloroethene	5	BDL											BDL	BDL	BDL	BDL	BDL	NS	NS	<1.0	BDL	<1.0	<1.0	<1.0	<1.0	<1.0	<1.0	<1.0	<1.0	<1.0	<1.0
Benzene	5												BDL	BDL	BDL	BDL	BDL	NS	NS	<1.0	BDL	<1.0	<1.0	<1.0	<1.0	<1.0	<1.0	<1.0	<1.0	<1.0	<1.0
Toluene	1,000	BDL	BDL	BDL	BDL	BDL	BDL	BDL	Trace	BDL	BDL	BDL	BDL	BDL	**2.1**	BDL	BDL	NS	NS	**42**	BDL	<1.0	<1.0	<1.0	<1.0	<1.0	<1.0	<1.0	<1.0	<1.0	<1.0
1, 1 Dichloroethane	81	**3**																NS	NS	<1.0	BDL	<1.0	<1.0	<1.0	<1.0	<1.0	<1.0	<1.0	<1.0	<1.0	**1**
1,2 Dichloroethane	5	BDL																NS	NS	<1.0	BDL	<1.0	<1.0	<1.0	<1.0	<1.0	<1.0	<1.0	<1.0	<1.0	<1.0
Total Xylenes	10,000												BDL	BDL	BDL	BDL	BDL	NS	NS	<1.0	BDL	<2.0	<1.0	<1.0	<1.0	<1.0	<1.0	<2.0	<2.0	<1.0	<1.0
MTBE	13																	NS	NS	<1.0	BDL	<5.0	<2.0	<1.0	<1.0	<1.0	<1.0	<1.0	<1.0	<1.0	<1.0
Ethyl Benzene	700												BDL	BDL	BDL	BDL	BDL	NS	NS	<1.0	BDL	<1.0	<1.0	<1.0	<1.0	<1.0	<1.0	<1.0	<1.0	<1.0	<1.0
Acetone	6,000	Not previously detected. Please refer to old reports for detection limits.																													
Total VOC		17	BDL	BDL	22	18	210	270	20	78	BDL	702	BDL	17.9	2.1	BDL	BDL	NS	NS	328	BDL	BDL	BDL	BDL	BDL	BDL	BDL	5	BDL	BDL	3

PS-3DR	NHDES AGQS	Nov-04	Apr-05	Jul-05	Nov-05	Apr-06	Jul-06	Nov-06	Apr-07	Jul-07	Nov-07	Apr-08	Jul-08	Nov-08	Apr-09	Jul-09	Nov-09
Vinyl Chloride	2	<1.0	<1.0	<1.0	<1.0	<1.0	<1.0	<1.0	<1.0	<1.0	<1.0	<1.0	<1.0	<1.0	<1.0	<1.0	<1.0
1, 1 Dichloroethene	7	<1.0	<1.0	<1.0	<1.0	<1.0	<1.0	<1.0	<1.0	<1.0	<1.0	<1.0	<1.0	<1.0	<1.0	<1.0	<1.0
trans-1,2 Dichloroethene	100	<1.0	<1.0	<1.0	<1.0	<1.0	<1.0	<1.0	<1.0	<1.0	<1.0	<1.0	<1.0	<1.0	<1.0	<1.0	<1.0
cis-1,2 Dichloroethene	70	<1.0	<1.0	<1.0	<1.0	**5.2**	**3.9**	**15**	**16**	**24**	**4.2**	<1.0	<1.0	<1.0	<1.0	**1.3**	**6.8**
1,1,1 Trichloroethane	200	<1.0	<1.0	<1.0	<1.0	<1.0	<1.0	<1.0	<1.0	**1.3**	<1.0	<1.0	<1.0	<1.0	<1.0	<1.0	<1.0
Trichloroethene	5	<1.0	<1.0	<1.0	<1.0	<1.0	**3.7**	**2.2**	**1.9**	**4.9**	<1.0	<1.0	<1.0	<1.0	<1.0	<1.0	<1.0
Tetrachloroethene	5	<1.0	<1.0	<1.0	<1.0	<1.0	<1.0	<1.0	<1.0	<1.0	<1.0	<1.0	<1.0	<1.0	<1.0	<1.0	<1.0
Benzene	5	<1.0	<1.0	<1.0	<1.0	<1.0	<1.0	<1.0	<1.0	<1.0	<1.0	<1.0	<1.0	<1.0	<1.0	<1.0	<1.0
Toluene	1,000	<1.0	<1.0	<1.0	<1.0	<1.0	<1.0	<1.0	<1.0	<1.0	<1.0	<1.0	<1.0	<1.0	<1.0	<1.0	<1.0
1, 1 Dichloroethane	81	<1.0	<1.0	<1.0	<1.0	**1.2**	<1.0	**3.1**	**3.3**	**4.9**	**1.5**	<1.0	<1.0	<1.0	<1.0	<1.0	<1.0
1,2 Dichloroethane	5	<1.0	<1.0	<1.0	<1.0	<1.0	<1.0	<1.0	<1.0	<1.0	<1.0	<1.0	<1.0	<1.0	<1.0	<1.0	<1.0
Total Xylenes	10,000	<1.0	<1.0	<2.0	<2.0	<1.0	<1.0	<1.0	<1.0	<1.0	<1.0	<2.0	<2.0	<2.0	<3.0	<3.0	<3.0
MTBE	13	<1.0	<1.0	<1.0	<1.0	<1.0	<1.0	<1.0	<1.0	<1.0	<1.0	<1.0	<1.0	<1.0	<1.0	<1.0	<1.0
Ethyl Benzene	700	<1.0	<1.0	<1.0	<1.0	<1.0	<1.0	<1.0	<1.0	<1.0	<1.0	<1.0	<1.0	<1.0	<1.0	<1.0	<1.0
Acetone	6,000	Not previously detected. Please refer to old reports for detection limits.							**40**	<25	<25	<25	<25	<25	<25	<25	<25
Total VOC		BDL	BDL	BDL	BDL	6.4	7.6	20.3	61.2	35.1	5.7	BDL	BDL	BDL	BDL	1.3	6.8

SEE TABLE 1A FOR NOTES

TABLE 1B
SUMMARY OF WATER QUALITY DATA
LOWER HYDROGEOLOGIC UNIT
YEAR 2009 ANNUAL SUMMARY REPORT

Freudenberg-NOK General Partnership
Bristol, New Hampshire
NHDES Site No. 198706012

PS-21D	NHDES AGQS	Aug-94	Jan-95	May-95	Dec-95	GC Apr-96	GC Jul-96	GC Nov-96	GC Apr-97	Jul-97	Nov-97	Apr-98	Jul-98	Nov-98	Apr-99	Jul-99	Nov-99	Apr-00	Jul-00	Nov-00	Apr-01	Jul-01	Nov-01	Apr-02	Jul-02	Nov-02	Apr-03	Jul-03	Nov-03	Apr-04	Jul-04	Nov-04	Apr-05	Jul-05	Nov-05	Apr-06	Jul-06	Nov-06	Apr-07	Jul-07	Nov-07
Vinyl Chloride	2	BDL	BDL	BDL	BDL						BDL	BDL	BDL	BDL	BDL	BDL	BDL	BDL	<2.0	<5	BDL	<1.0	<2.0	<2.0	<1.0	<2.0	<1.0	<1.0	<1.0	<1.0	<1.0	<1.0	<1.0	<1.0	<1.0	<1.0	<1.0	<1.0	<1.0	<1.0	<1.0
1, 1 Dichloroethene	7	BDL	BDL	BDL	BDL							BDL	BDL	BDL	BDL	BDL	BDL	BDL	<0.96	<1	BDL	<1.0	<1.0	<1.0	<1.0	<1.0	<1.0	<1.0	<1.0	<1.0	<1.0	<1.0	<1.0	<1.0	<1.0	<1.0	<1.0	<1.0	<1.0	<1.0	<1.0
cis-1,2 Dichloroethene	70	**2**	**5**	**7**	**7**	BDL	**7.9**	**67**	**5**	**13**	**5**	**12**	**8.2**	BDL	**9**	**6**	**2**	**23**	**8.2**	**7**	**12**	**5.4**	**3.0**	**3.9**	**3.8**	**1.2**	**1.3**	<1.0	**1.2**	**1.3**	**5.7**	**4.9**	**5.5**	**8.9**	**6.9**	**7.5**	**10**	**5.3**	**4.1**	**5.0**	**5.7**
1,1,1 Trichloroethane	200	BDL	BDL	**3**	**2**					BDL	BDL	BDL	**0.7**	BDL	BDL	BDL	BDL	BDL	<5.0	<1	BDL	<1.0	<1.0	<1.0	<1.0	<1.0	<1.0	<1.0	<1.0	<1.0	<1.0	<1.0	<1.0	<1.0	<1.0	<1.0	<1.0	<1.0	<1.0	<1.0	<1.0
Trichloroethene	5	**6**	**8**	**34**	**25**	**14**	**1.8**	**3**	**42**	**81**	**50**	**49**	**14.9**	**22**	**11**	**15**	BDL	**12**	<5.0	<1	**3**	<1.0	**1.0**	<1.0	<1.0	**1.0**	<1.0	<1.0	**1.0**	**1.0**	**1.2**	**2.5**	**3.9**	**8.8**	<1.0	**3.3**	**3.3**	<1.0	<1.0	**1.6**	<1.0
Tetrachloroethene	5	BDL	BDL	**3**	**3**							BDL	BDL	BDL	BDL	BDL	BDL	BDL	<5.0	<1	BDL	<1.0	<1.0	<1.0	<1.0	<1.0	<1.0	<1.0	<1.0	<1.0	<1.0	<1.0	<1.0	**5.0**	<1.0	<1.0	<1.0	<1.0	<1.0	<1.0	<1.0
Toluene	1,000	BDL	**2**	**2**	BDL	BDL	BDL	BDL	**Trace**	**8**	BDL	BDL	BDL	BDL	BDL	BDL	BDL	BDL	<5.0	<1	BDL	<1.0	<1.0	<1.0	<1.0	<1.0	<1.0	<1.0	<1.0	<1.0	<1.0	<1.0	<1.0	<1.0	<1.0	<1.0	<1.0	**1.2**	<1.0	<1.0	<1.0
1, 1 Dichloroethane	81	BDL	BDL	BDL	BDL						BDL	BDL	**0.8**	BDL	BDL	BDL	BDL	BDL	<5.0	<1	BDL	<1.0	<1.0	<1.0	<1.0	<1.0	<1.0	<1.0	<1.0	<1.0	<1.0	<1.0	<1.0	<1.0	<1.0	<1.0	<1.0	<1.0	<1.0	<1.0	<1.0
1,2 Dichloroethane	5	BDL	**2**	**2**	**1**							BDL	**1.1**	BDL	BDL	BDL	BDL	BDL	<5.0	<1	BDL	<1.0	<1.0	<1.0	<1.0	<1.0	<1.0	<1.0	<1.0	<1.0	<1.0	<1.0	<1.0	<1.0	<1.0	<1.0	<1.0	<1.0	<1.0	<1.0	<1.0
Total Xylenes	10,000									BDL	BDL		BDL	**2**	BDL	BDL	BDL	BDL	<5.0	<1	BDL	<2.0	<1.0	<1.0	<1.0	<1.0	<1.0	<2.0	<2.0	<1.0	<1.0	<1.0	<1.0	<2.0	<2.0	<1.0	<1.0	<1.0	<1.0	<1.0	<1.0
MTBE	13										BDL		BDL	BDL	BDL	BDL	BDL	BDL	<5.0	<1	BDL	<5.0	<2.0	<1.0	<1.0	<1.0	<1.0	<1.0	<1.0	<1.0	<1.0	<1.0	<1.0	<1.0	<1.0	<1.0	<1.0	<1.0	<1.0	<1.0	<1.0
Ethyl Benzene	700									BDL			BDL	BDL	BDL	BDL	BDL	BDL	<5.0	<1	BDL	<1.0	<1.0	<1.0	<1.0	<1.0	<1.0	<1.0	<1.0	<1.0	<1.0	<1.0	<1.0	<1.0	<1.0	<1.0	<1.0	<1.0	<1.0	<1.0	<1.0
p-Isopropyltoluene		Not previously detected. Please refer to old reports for detection limits.																																					1.4	<1.0	<1.0
Acetone	6,000	Not previously detected. Please refer to old reports for detection limits.																																							
Total VOC		8	17	51	38	14	9.7	70	47	102	55	61	26	24	20	21	2	35	8	7	15	5	4	3.9	3.8	2.2	1.3	BDL	2	2.3	6.9	7.4	9.4	22.7	6.9	11	13	7	5.5	6.6	5.7

PS-21D	NHDES AGQS	Apr-08	Jul-08	Nov-08	Apr-09	Jul-09	Nov-09
Vinyl Chloride	2	<1.0	<1.0	<1.0	<1.0	<1.0	<1.0
1, 1 Dichloroethene	7	<1.0	<1.0	<1.0	<1.0	<1.0	<1.0
cis-1,2 Dichloroethene	70	**6.7**	**5.9**	<1.0	**4.6**	**2.7**	**1.5**
1,1,1 Trichloroethane	200	<1.0	<1.0	<1.0	<1.0	<1.0	<1.0
Trichloroethene	5	**2.0**	**1.4**	<1.0	**8.6**	<1.0	**4.4**
Tetrachloroethene	5	<1.0.	<1.0	<1.0	<1.0	<1.0	<1.0
Toluene	1,000	<1.0	<1.0	<1.0	<1.0	<1.0	<1.0
1, 1 Dichloroethane	81	<1.0	<1.0	<1.0	<1.0	<1.0	<1.0
1,2 Dichloroethane	5	<1.0	<1.0	<1.0	<1.0	<1.0	<1.0
Total Xylenes	10,000	<2.0	<2.0	<2.0	<3.0	<3.0	<3.0
MTBE	13	<1.0	<1.0	<1.0	<1.0	<1.0	<1.0
Ethyl Benzene	700	<1.0	<1.0	<1.0	<1.0	<1.0	<1.0
p-Isopropyltoluene		<1.0	<1.0	<1.0	<1.0	<1.0	<1.0
Acetone	6,000	**43**	<25	<25	<25	<25	<25
Total VOC		51.7	7.3	BDL	13.2	2.7	5.9

SEE TABLE 1A FOR NOTES

TABLE 1B
SUMMARY OF WATER QUALITY DATA
LOWER HYDROGEOLOGIC UNIT
YEAR 2009 ANNUAL SUMMARY REPORT

Freudenberg-NOK General Partnership
Bristol, New Hampshire
NHDES Site No. 198706012

MK-37DR	NHDES AGQS	GC Aug-94	Jan-95	May-95	Dec-95	GC Apr-96	GC Jul-96	GC Nov-96	GC Apr-97	Jul-97	GC Nov-97	Jul-00	Nov-00	Apr-01	Jul-01	Nov-01	Apr-02	Jul-02	Nov-02	Apr-03	Jul-03	Nov-03	Apr-04	Jul-04	Nov-04	Apr-05
Vinyl Chloride	2		BDL	BDL	BDL							<2.0	<5.0	BDL	<1.0	<2.0	<2.0	<2.0	<2.0	<2.0	<1.0	<1.0	<1.0	<1.0	SILT	<1.0
1, 1 Dichloroethene	7		BDL	BDL	BDL							<0.96	<1.0	BDL	<1.0	<1.0	<1.0	<1.0	<1.0	<1.0	<1.0	<1.0	<1.0	<1.0	SILT	<1.0
cis-1,2 Dichloroethene	70	BDL	BDL	BDL	BDL	BDL	BDL	**17**	BDL	BDL	BDL	<5.0	<1.0	BDL	<1.0	<1.0	<1.0	<1.0	<1.0	<1.0	<1.0	<1.0	<1.0	<1.0	SILT	<1.0
1,1,1 Trichloroethane	200	BDL	BDL	BDL	BDL					BDL		<5.0	<1.0	BDL	<1.0	<1.0	<1.0	<1.0	<1.0	<1.0	<1.0	<1.0	<1.0	<1.0	SILT	<1.0
Trichloroethene	5	**12**	**7**	**7**	**3**	**2.7**	**0.33**	**2**	**3.1**	**5**	BDL	<5.0	<1.0	**2**	<1.0	<1.0	<1.0	<1.0	<1.0	<1.0	<1.0	<1.0	<1.0	<1.0	SILT	<1.0
Tetrachloroethene	5		BDL	BDL	BDL							<5.0	<1.0	BDL	<1.0	<1.0	<1.0	<1.0	<1.0	<1.0	<1.0	<1.0	<1.0	<1.0	SILT	<1.0
Toluene	1,000	BDL	BDL	BDL	BDL	BDL	BDL	BDL	BDL	**1**	BDL	<5.0	<1.0	BDL	<1.0	<1.0	<1.0	<1.0	<1.0	<1.0	<1.0	<1.0	<1.0	<1.0	SILT	<1.0
1, 1 Dichloroethane	81		BDL	BDL	BDL							<5.0	<1.0	BDL	<1.0	<1.0	<1.0	<1.0	<1.0	<1.0	<1.0	<1.0	<1.0	<1.0	SILT	<1.0
1,2 Dichloroethane	5		BDL	BDL	BDL							<5.0	<1.0	BDL	<1.0	<1.0	<1.0	<1.0	<1.0	<1.0	<1.0	<1.0	<1.0	<1.0	SILT	<1.0
Total Xylenes	10,000									BDL		<5.0	<1.0	BDL	<2.0	<1.0	<1.0	<1.0	<1.0	<1.0	<2.0	<2.0	<1.0	<1.0	SILT	<1.0
MTBE	13											<5.0	<1.0	BDL	<5.0	<2.0	<1.0	<1.0	<1.0	<1.0	<1.0	<1.0	<1.0	<1.0	SILT	<1.0
Ethyl Benzene	700									BDL		<5.0	<1.0	BDL	<1.0	<1.0	<1.0	<1.0	<1.0	<1.0	<1.0	<1.0	<1.0	<1.0	SILT	<1.0
Total VOC		12	7	7	3	2.7	0.33	19	3.1	6	BDL	0	0	2	BDL	BDL	BDL	BDL	BDL	BDL	BDL	BDL	BDL	BDL	SILT	BDL

MK-37DR	NHDES AGQS	Jul-05	Nov-05	Apr-06	Jul-06	Nov-06	Apr-07	Jul-07	Nov-07	Apr-08	Jul-08	Nov-08	Apr-09	Jul-09	Nov-09
Vinyl Chloride	2	<1.0	<1.0	<1.0	<1.0	<1.0	<1.0	<1.0	<1.0	<1.0	<1.0	<1.0	<1.0	<1.0	<1.0
1, 1 Dichloroethene	7	<1.0	<1.0	<1.0	<1.0	<1.0	<1.0	<1.0	<1.0	<1.0	<1.0	<1.0	<1.0	<1.0	<1.0
cis-1,2 Dichloroethene	70	<1.0	<1.0	<1.0	<1.0	<1.0	<1.0	<1.0	<1.0	<1.0	<1.0	<1.0	<1.0	<1.0	<1.0
1,1,1 Trichloroethane	200	<1.0	<1.0	<1.0	<1.0	<1.0	<1.0	<1.0	<1.0	<1.0	<1.0	<1.0	<1.0	<1.0	<1.0
Trichloroethene	5	<1.0	<1.0	<1.0	<1.0	<1.0	<1.0	<1.0	<1.0	<1.0	<1.0	<1.0	<1.0	<1.0	<1.0
Tetrachloroethene	5	<1.0	<1.0	<1.0	<1.0	<1.0	<1.0	<1.0	<1.0	<1.0	<1.0	<1.0	<1.0	<1.0	<1.0
Toluene	1,000	<1.0	<1.0	<1.0	<1.0	<1.0	<1.0	<1.0	<1.0	<1.0	<1.0	<1.0	<1.0	<1.0	<1.0
1, 1 Dichloroethane	81	<1.0	<1.0	<1.0	<1.0	<1.0	<1.0	<1.0	<1.0	<1.0	<1.0	<1.0	<1.0	<1.0	<1.0
1,2 Dichloroethane	5	<1.0	<1.0	<1.0	<1.0	<1.0	<1.0	<1.0	<1.0	<1.0	<1.0	<1.0	<1.0	<1.0	<1.0
Total Xylenes	10,000	<2.0	<2.0	<1.0	<1.0	<1.0	<1.0	<1.0	<1.0	<2.0	<2.0	<2.0	<3.0	<3.0	<3.0
MTBE	13	<1.0	<1.0	<1.0	<1.0	<1.0	<1.0	<1.0	<1.0	<1.0	<1.0	<1.0	<1.0	<1.0	<1.0
Ethyl Benzene	700	<1.0	<1.0	<1.0	<1.0	<1.0	<1.0	<1.0	<1.0	<1.0	<1.0	<1.0	<1.0	<1.0	<1.0
Total VOC		BDL	BDL	BDL	BDL	BDL	BDL	BDL	BDL	BDL	BDL	BDL	BDL	BDL	BDL

SEE TABLE 1A FOR NOTES

TABLE 1B
SUMMARY OF WATER QUALITY DATA
LOWER HYDROGEOLOGIC UNIT
YEAR 2009 ANNUAL SUMMARY REPORT

Freudenberg-NOK General Partnership
Bristol, New Hampshire
NHDES Site No. 198706012

MK-42D	NHDES AGQS	GC Aug-94	Jan-95	May-95	Nov-95	GC Apr-96	GC Jul-96	GC Nov-96	GC Apr-97	Jul-97	Nov-97	Apr-98	Jul-98	Nov-98	Apr-99	Jul-99	Nov-99	Apr-00	Jul-00	Nov-00	Apr-01	Jul-01	Nov-01	Apr-02	Jul-02	Nov-02	Apr-03	Jul-03	Nov-03	Apr-04
Vinyl Chloride	2		BDL	BDL	BDL						BDL	BDL	BDL	BDL	BDL	BDL	BDL	BDL	<2.0	<5	BDL	<1.0	<2.0	<2.0	<1.0	<1.0	<1.0	<1.0	<1.0	<1.0
1, 1 Dichloroethene	7		BDL	**2**	BDL							BDL	BDL	BDL	BDL	BDL	BDL	BDL	<0.96	<1	BDL	<1.0	<1.0	<1.0	<1.0	<1.0	<1.0	<1.0	<1.0	<1.0
cis-1,2 Dichloroethene	70	BDL	BDL	**1**	BDL	BDL	BDL	**Trace**	**6.2**	**3**	BDL	BDL	BDL	BDL	BDL	BDL	BDL	**9**	**8**	<1	BDL	<1.0	**3.0**	**2.0**	**4.3**	**2.8**	**2.2**	**2.3**	**2.6**	**3.2**
1,1,1 Trichloroethane	200	BDL	BDL	BDL	BDL					BDL	BDL	BDL	BDL	BDL	BDL	BDL	BDL	BDL	<5.0	<1	BDL	<1.0	<1.0	<1.0	<1.0	<1.0	<1.0	<1.0	<1.0	<1.0
Trichloroethene	5	**120**	**21**	**74**	**44**	**37**	**5.70**	**22**	**65**	**99**	BDL	**15**	**0.8**	**13**	BDL	BDL	BDL	**110**	**111**	**2**	BDL	**1.9**	**30**	**11**	**9.7**	**9.1**	**5.5**	**5.9**	**6.3**	**11**
Tetrachloroethene	5		BDL	BDL	BDL							BDL	BDL	BDL	BDL	BDL	BDL	BDL	<5.0	<1	BDL	<1.0	<1.0	<1.0	<1.0	<1.0	<1.0	<1.0	<1.0	<1.0
Toluene	1,000	BDL	BDL	BDL	BDL	BDL	BDL	BDL	BDL	BDL	BDL	BDL	BDL	BDL	BDL	BDL	BDL	BDL	**8**	<1	BDL	<1.0	<1.0	<1.0	<1.0	<1.0	<1.0	<1.0	<1.0	<1.0
1, 1 Dichloroethane	81		BDL	BDL	BDL						BDL	BDL	BDL	BDL	BDL	BDL	BDL	BDL	<5.0	<1	BDL	<1.0	<1.0	<1.0	<1.0	<1.0	<1.0	<1.0	<1.0	<1.0
1,2 Dichloroethane	5		BDL	BDL	BDL							BDL	BDL	BDL	BDL	BDL	BDL	BDL	<5.0	<1	BDL	<1.0	<1.0	<1.0	<1.0	<1.0	<1.0	<1.0	<1.0	<1.0
Total Xylenes	10,000									BDL	BDL		BDL	BDL	BDL	BDL	BDL	BDL	<5.0	<2	BDL	<2.0	<1.0	<1.0	<1.0	<1.0	<1.0	<1.0	<1.0	<1.0
MTBE	13										BDL		BDL	BDL	BDL	BDL	BDL	BDL	<5.0	<1	BDL	<5.0	<2.0	<1.0	<1.0	<1.0	<1.0	<1.0	<1.0	<1.0
Ethyl Benzene	700									BDL			BDL	BDL	BDL	BDL	BDL	BDL	<5.0	<1	BDL	<1.0	<1.0	<1.0	<1.0	<1.0	<1.0	<1.0	<.10	<1.0
Total VOC		120	21	77	44	37	5.7	22	71.2	102	BDL	15	0.8	13	BDL	BDL	BDL	119	127	2	0	1.9	33	13	14	11.9	7.7	8.2	8.9	14.2

MK-42D	NHDES AGQS	Jul-04	Nov-04	Apr-05	Jul-05	Nov-05	Apr-06	Jul-06	Nov-06	Apr-07	Jul-07	Nov-07	Apr-08	Jul-08	Nov-08	Apr-09	Jul-09	Nov-09
Vinyl Chloride	2	<2.0	<1.0	<1.0	<1.0	<1.0	<1.0	<1.0	<1.0	<1.0	<1.0	<1.0	<1.0	<1.0	<1.0	<1.0	<1.0	<1.0
1, 1 Dichloroethene	7	<1.0	<1.0	<1.0	<1.0	<1.0	<1.0	<1.0	<1.0	<1.0	<1.0	<1.0	<1.0	<1.0	<1.0	<1.0	<1.0	<1.0
cis-1,2 Dichloroethene	70	**5.2**	**2.6**	**3.6**	**3.4**	**4.3**	**3.1**	**5.3**	**3.3**	**1.4**	**3.7**	**2.7**	**3.4**	**3.8**	<1.0	<1.0	**1.4**	**1.9**
1,1,1 Trichloroethane	200	<1.0	<1.0	<1.0	<1.0	<1.0	<1.0	<1.0	<1.0	<1.0	<1.0	<1.0	<1.0	<1.0	<1.0	<1.0	<1.0	<1.0
Trichloroethene	5	**16**	**13**	**9.6**	**5.1**	**14**	**2.1**	**22**	**16**	**14**	**42**	**20**	**33**	**52**	<1.0	**1.2**	**1.9**	**13**
Tetrachloroethene	5	<1.0	<1.0	<1.0	<1.0	<1.0	<1.0	<1.0	<1.0	<1.0	<1.0	<1.0	<1.0	<1.0	<1.0	<1.0	<1.0	<1.0
Toluene	1,000	<1.0	<1.0	<1.0	<1.0	<1.0	<1.0	<1.0	<1.0	<1.0	<1.0	<1.0	<1.0	<1.0	<1.0	<1.0	<1.0	<1.0
1, 1 Dichloroethane	81	<1.0	<1.0	<1.0	<1.0	<1.0	<1.0	<1.0	<1.0	<1.0	<1.0	<1.0	<1.0	<1.0	<1.0	<1.0	<1.0	<1.0
1,2 Dichloroethane	5	<1.0	<1.0	<1.0	<1.0	<1.0	<1.0	<1.0	<1.0	<1.0	<1.0	<1.0	<1.0	<1.0	<1.0	<1.0	<1.0	<1.0
Total Xylenes	10,000	<1.0	<1.0	<1.0	<2.0	<2.0	<1.0	<1.0	<1.0	<1.0	<1.0	<1.0	<2.0	<2.0	<2.0	<3.0	<3.0	<3.0
MTBE	13	<1.0	<1.0	<1.0	<1.0	<1.0	<1.0	<1.0	<1.0	<1.0	<1.0	<1.0	<1.0	<1.0	<1.0	<1.0	<1.0	<1.0
Ethyl Benzene	700	<1.0	<1.0	<1.0	<1.0	<1.0	<1.0	<1.0	<1.0	<1.0	<1.0	<1.0	<1.0	<1.0	<1.0	<1.0	<1.0	<1.0
Total VOC		21.2	15.6	13.2	8.5	18.3	5.2	27.3	19.3	15.4	45.7	22.7	36.4	55.8	BDL	1.2	3.3	14.9

SEE TABLE 1A FOR NOTES

TABLE 1B
SUMMARY OF WATER QUALITY DATA
LOWER HYDROGEOLOGIC UNIT
YEAR 2009 ANNUAL SUMMARY REPORT

Freudenberg-NOK General Partnership
Bristol, New Hampshire
NHDES Site No. 198706012

GZ-307L	NHDES AGQS	Dec-03	Apr-04	Jun-04	Jul-04	Sep-04	Nov-04	Apr-05	Jul-05	Nov-05	Apr-06	Jul-06	Nov-06	Dec-07	Jul-08	Nov-08	Apr-09	Jul-09	Nov-09
Vinyl Chloride	2	<2.5	<1.0	<1.0	<1.0	<1.0	<1.0	<1.0	<1.0	<1.0	<1.0	<1.0	<1.0	<2.0	<2.0	-	<1.0	<1.0	-
1, 1 Dichloroethene	7	<2.5	<1.0	<1.0	<1.0	**1.1**	**1**	<1.0	<1.0	<1.0	<1.0	<1.0	<1.0	<1.0	<1.0	-	<1.0	<1.0	-
trans-1,2 Dichloroethene	100	<2.5	<1.0	<1.0	<1.0	<1.0	<1.0	<1.0	<1.0	<1.0	<1.0	<1.0	<1.0	<2.0	<2.0	-	<1.0	<1.0	-
cis-1,2 Dichloroethene	70	**15**	**26**	**19**	**27.0**	**28**	**29**	**15**	**7.4**	**7.3**	**5.6**	**4.1**	**4.0**	**6.0**	**13**	-	**14**	**18**	-
1,1,1 Trichloroethane	200	<2.5	<1.0	<1.0	<1.0	<1.0	<1.0	<1.0	<1.0	<1.0	<1.0	<1.0	<1.0	<2.0	<2.0	-	<1.0	<1.0	-
Trichloroethene	5	**53**	**37**	**33**	**34**	**46**	**35**	**58**	**35**	**34**	**24**	**16**	**18**	**26**	**11**	-	**18**	**11**	-
Tetrachloroethene	5	<2.5	**1.9**	**1.1**	<1.0	<1.0	<1.0	**1**	<1.0	<1.0	<1.0	<1.0	<1.0	<2.0	<2.0	-	<1.0	<1.0	-
Toluene	1,000	<2.5	<1.0	<1.0	<1.0	<2.0	<1.0	<1.0	<1.0	<1.0	<1.0	<1.0	<1.0	<1.0	<1.0	-	<1.0	<1.0	-
Benzene	5	<2.5	<1.0	<1.0	<1.0	<1.0	<1.0	<1.0	<1.0	<1.0	<1.0	<1.0	<1.0	<1.0	<1.0	-	<1.0	<1.0	-
1,1 Dichloroethane	81	<2.5	<1.0	<1.0	**1.0**	**1.1**	<1.0	<1.0	<1.0	<1.0	<1.0	<1.0	<1.0	<2.0	<2.0	-	<1.0	<1.0	-
Total Xylenes	10,000	<5.0	<1.0	<1.0	<1.0	<1.0	<1.0	<1.0	<2.0	<2.0	<1.0	<1.0	<1.0	<2.0	<2.0	-	<3.0	<3.0	-
Ethyl Benzene	700	<2.5	<1.0	<1.0	<1.0	<1.0	<1.0	<1.0	<1.0	<1.0	<1.0	<1.0	<1.0	<1.0	<1.0	-	<1.0	<1.0	-
Acetone	700	<63	<25	<25	<25	<25	NT	<25	<25	<25	-	-	<25	<10	<10	-	<25	<25	-
Dichlorodifluromethane	1,000	<5.0	<2.0	<2.0	<2.0	<2.0	<2.0	<1.0	<1.0	<1.0	<2.0	<2.0	<2.0	<5.0	<5.0	-	<2.0	<2.0	-
Total Alkylbenzenes	50	<2.5	<1.0	<1.0	<1.0	<1.0	<1.0	<1.0	<1.0	<1.0	<1.0	<1.0	<1.0	<1.0	<1.0	-	<1.0	<6.0	-
Total VOC		68	64.9	53.1	62.0	75.1	65	73	42.4	41.3	29.6	20.1	22.0	32.0	24.0	-	32	29	-

SEE TABLE 1A FOR NOTES

TABLE 1B
SUMMARY OF WATER QUALITY DATA
LOWER HYDROGEOLOGIC UNIT
YEAR 2009 ANNUAL SUMMARY REPORT

Freudenberg-NOK General Partnership
Bristol, New Hampshire
NHDES Site No. 198706012

GZ-308	NHDES AGQS	Jan-04	Feb-04	Apr-04	Aug-04	Nov-04	Apr-05	Jul-05	Nov-05	Nov-06	Apr-07	Jul-07	Nov-07	Apr-08	Jul-08	Nov-08	Apr-09	Jul-09	Nov-09
Vinyl Chloride	2	<1.0	<1.0	<1.0	<1.0	<1.0	<1.0	<1.0	<1.0	<1.0	<1.0	<1.0	<1.0	<1.0	<1.0	<1.0	<1.0	<1.0	<1.0
1, 1 Dichloroethene	7	<1.0	<1.0	<1.0	<1.0	<1.0	<1.0	<1.0	<1.0	<1.0	<1.0	<1.0	<1.0	<1.0	<1.0	<1.0	<1.0	<1.0	<1.0
trans-1,2 Dichloroethene	100	<1.0	<1.0	**1.0**	**2.2**	**1.8**	**2.6**	**3.6**	**2.6**	**2.9**	**2.5**	**1.7**	**1.7**	**1.8**	**2.0**	**1.6**	**1.2**	**1.3**	**1.1**
cis-1,2 Dichloroethene	70	**3.2**	**3.7**	**3.2**	**3.1**	**4.2**	**3.2**	**2.6**	**4.6**	**2.9**	**2.5**	**2.5**	**2.4**	**3.2**	**2.4**	**2.4**	**2.0**	<1.0	**1.8**
1,1,1 Trichloroethane	200	<1.0	<1.0	<1.0	<1.0	<1.0	<1.0	<1.0	<1.0	<1.0	<1.0	<1.0	<1.0	<1.0	<1.0	<1.0	<1.0	<1.0	<1.0
Trichloroethene	5	**60**	**60**	**72**	**56**	**57**	**46**	**40**	**34**	**23**	**22**	**22**	**26**	**32**	**22**	**19**	**17**	**13**	**13**
Tetrachloroethene	5	<1.0	<1.0	<1.0	<1.0	<1.0	<1.0	<1.0	<1.0	<1.0	<1.0	<1.0	<1.0	<1.0	<1.0	<1.0	<1.0	<1.0	<1.0
Toluene	1,000	<1.0	<1.0	<1.0	<1.0	<1.0	<1.0	<1.0	<1.0	<1.0	<1.0	<1.0	<1.0	<1.0	<1.0	<1.0	<1.0	<1.0	<1.0
Benzene	5	<1.0	<1.0	<1.0	<1.0	<1.0	<1.0	<1.0	<1.0	<1.0	<1.0	<1.0	<1.0	<1.0	<1.0	<1.0	<1.0	<1.0	<1.0
1,1 Dichloroethane	81	<1.0	<1.0	<1.0	<1.0	<1.0	<1.0	<1.0	<1.0	<1.0	<1.0	<1.0	<1.0	<1.0	<1.0	<1.0	<1.0	**1.9**	<1.0
Total Xylenes	10,000	<2.0	<2.0	<1.0	<1.0	<1.0	<1.0	<1.0	<1.0	<1.0	<1.0	<1.0	<1.0	<2.0	<2.0	<2.0	<3.0	<3.0	<3.0
Ethyl Benzene	700	<1.0	<1.0	<1.0	<1.0	<1.0	<1.0	<1.0	<1.0	<1.0	<1.0	<1.0	<1.0	<1.0	<1.0	<1.0	<1.0	<1.0	<1.0
Acetone	700	<25	<25	<25	<25	NT	<25	<25	<25	<25	<25	<25	<1.0	<25	<25	<25	<25	<25	<25
Dichlorodiflurometh ane	1,000	<2.0	<2.0	<2.0	<2.0	<2.0	<2.0	<2.0	<2.0	<2.0	<2.0	<2.0	<1.0	<2.0	<2.0	<2.0	<2.0	<2.0	<2.0
Total Alkylbenzenes	50	<1.0	<1.0	<1.0	<1.0	<1.0	<1.0	<1.0	<1.0	<1.0	<1.0	<1.0	<1.0	<1.0	<1.0	--	<1.0	<6.0	<6.0
Total VOC		63.2	63.7	76.2	61.3	63	51.8	46.2	41.2	28.8	27.0	26.2	30.1	37.0	26.4	23.0	20.2	16.2	15.9

SEE TABLE 1A FOR NOTES

FIGURES

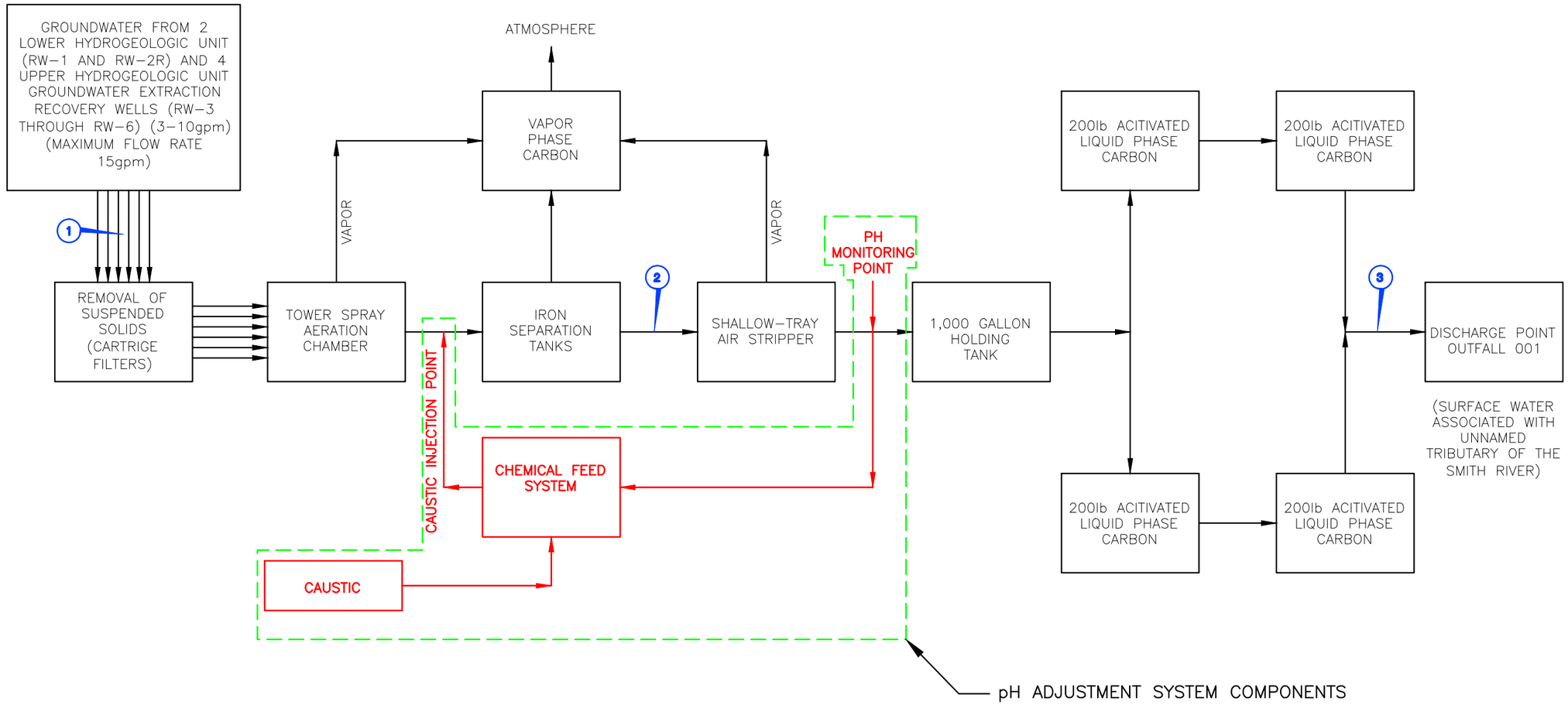

SAMPLING LOCATION ID	DESCRIPTION
1	SAMPLING LOCATION FOR INDIVIDUAL GROUNDWATER EXTRACTION WELLS INCLUDING RW-1
2	COMBINED INFLUENT SAMPLING LOCATION (A.K.A. BEFORE FILTER)
3	EFFLUENT SAMPLING LOCATION (A.K.A. AFTER FILTER)

UNLESS SPECIFICALLY STATED BY WRITTEN AGREEMENT, THIS DRAWING IS THE SOLE PROPERTY OF GZA GEOENVIRONMENTAL, INC. (GZA). THE INFORMATION SHOWN ON THE DRAWING IS SOLELY FOR USE BY GZA'S CLIENT OR THE CLIENT'S DESIGNATED REPRESENTATIVE FOR THE SPECIFIC PROJECT AND LOCATION IDENTIFIED ON THE DRAWING. THE DRAWING SHALL NOT BE TRANSFERRED, REUSED, COPIED, OR ALTERED IN ANY MANNER FOR USE AT ANY OTHER LOCATION OR FOR ANY OTHER PURPOSE WITHOUT THE PRIOR WRITTEN CONSENT OF GZA. ANY TRANSFER, REUSE, OR MODIFICATION TO THE DRAWING BY THE CLIENT OR OTHERS, WITHOUT THE PRIOR WRITTEN EXPRESS CONSENT OF GZA, WILL BE AT THE USER'S SOLE RISK AND WITHOUT ANY RISK OR LIABILITY TO GZA.

NO.	ISSUE/DESCRIPTION	BY	DATE

RGP 2010 NOTICE OF INTENT
FREUDENBERG-NOK GENERAL PARTNERSHIP SITE

BRISTOL, NEW HAMPSHIRE

GROUNDWATER TREATMENT SYSTEM LAYOUT
SYSTEM SCHEMATIC

PREPARED BY:
GZA GeoEnvironmental, Inc.
Engineers and Scientists
380 HARVEY ROAD
MANCHESTER, NEW HAMPSHIRE 03103
(603) 623-3600

PREPARED FOR:

PROJ MGR: JMW	REVIEWED BY: SRL	CHECKED BY: SRL	FIGURE 1
DESIGNED BY: JMW	DRAWN BY: BJC	SCALE: NOT TO SCALE	
DATE NOVEMBER 2010	PROJECT NO. 04.0022996.22	REVISION NO.	SHEET NO.

© 2008 - GZA GeoEnvironmental, Inc. GZA-C:\Users\MCHAE~1.MCI\AppData\Local\Temp\AcPublish_4000\Figure 2.dwg [TRL_E1 - MAR 2008] November 29, 2010 - 11:52am michael.mclver

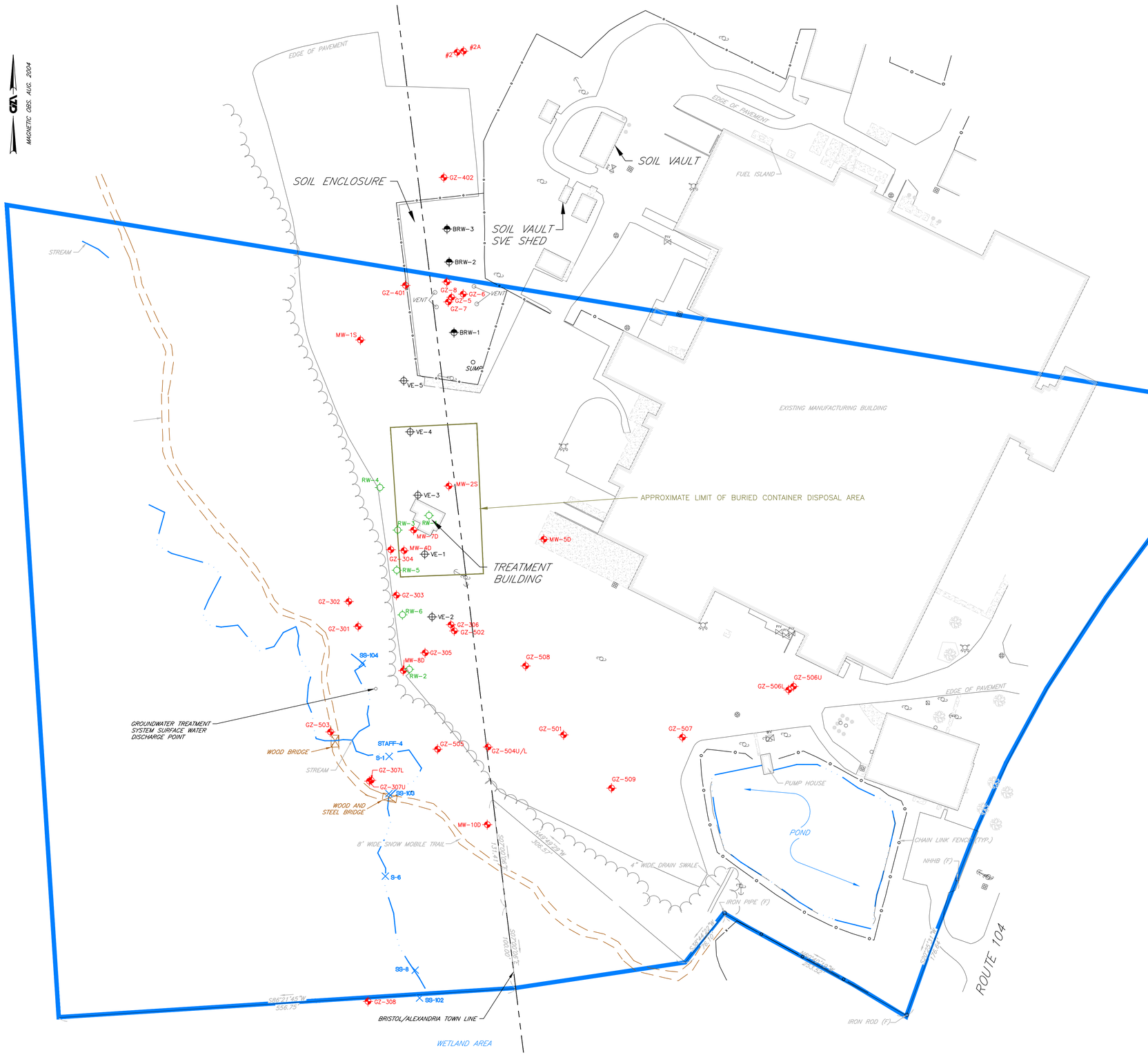

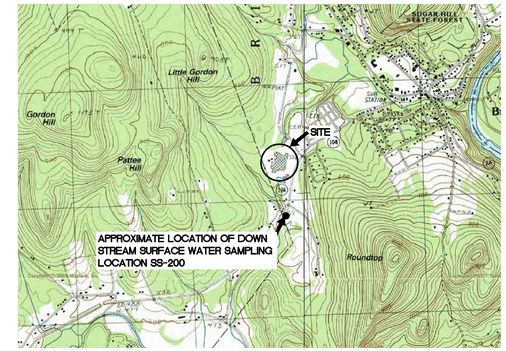

LOCUS PLAN
(SCALE 1:24,000)

NOTES:

1.) PLAN BASED ON A SITE SURVEY CONDUCTED BY TFMORAN OF BEDFORD, NEW HAMPSHIRE DURING AUGUST AND SEPTEMBER 2004. THE VERTICAL DATUM IS NGVD 1929. THE REFERENCE BENCHMARK IS NEW HAMPSHIRE DEPARTMENT OF TRANSPORTATION DISK STAMPED 059-0160 (ELEVATION 459.828 FEET). GROUND SURFACE CONTOUR INTERVAL IS 1 FOOT. PROPERTY LINES ARE BASED ON THE PLAN BY J.R. BLAIS ASSOCIATES IN NOTE 3 AND ARE NOT THE RESULT OF A BOUNDARY SURVEY BY TFMORAN.

2.) APPROXIMATE LIMIT OF DRUM DISPOSAL AREA IS BASED ON INFORMATION ON A PLAN BY PINE AND SWALLOW ASSOCIATES TITLED "LOCATION MAP, FREUDENBERG-NOK, BRISTOL, NH," STAMPED RECEIVED BY NHDES ON APRIL 13, 1993.

3.) THE LOCATIONS OF SOIL BORINGS AND TEST PITS, AND CERTAIN MONITORING WELLS, MICROWELLS, AND SURFACE WATER SAMPLING LOCATIONS THAT COULD NOT BE LOCATED WERE TAKEN FROM PLANS INCLUDING:

- SITE PLAN BY J.R. BLAIS ASSOCIATES OF MEREDITH, NEW HAMPSHIRE LAST REVISED 10/20/94; AND
- SITE PLANS BY MYKROWATERS ENVIRONMENTAL SERVICES OF CONCORD, MASSACHUSETTS, DATED 2/15/00 AND 1/22/01.

4.) WELLS SHOWN AS DESTROYED OR DECOMMISSIONED ARE WELLS THAT WERE NOT LOCATED BY TFMORAN DURING THEIR 2004 SURVEY OR GZA DURING OUR WORK AT THE SITE.

5.) SECTIONS OF CHAIN LINK FENCE ALONG THE NORTH, WEST, SOUTH, AND SOUTHEAST SIDES OF THE SOIL ENCLOSURE ADDED BY GZA BASED ON FIELD OBSERVATIONS.

LEGEND:

- CHAIN LINK FENCE
- GROUNDWATER MANAGEMENT ZONE
- STREAM
- 514 GROUND SURFACE ELEVATION CONTOUR (SEE NOTE 1)
- RW-1 GROUNDWATER EXTRACTION WELL
- VE-3 SOIL VAPOR EXTRACTION WELL
- GZ-306 SOIL BORING WITH MONITORING WELL
- BRW-1 SOIL ENCLOSURE GROUNDWATER EXTRACTION WELL / SOIL VAPOR EXTRACTION WELL
- SS-104 SURFACE WATER SAMPLING LOCATION

"THIS DRAWING HAS BEEN PREPARED IN ELECTRONIC FORMAT. CLIENT MAY BE PROVIDED COPIES OF DRAWINGS AND SPECIFICATIONS ON MAGNETIC MEDIA FOR HIS/HER INFORMATION AND USE FOR SPECIFIC APPLICATION TO THIS PROJECT. DUE TO THE POTENTIAL THAT THE MAGNETIC INFORMATION MAY BE MODIFIED UNINTENTIONALLY OR OTHERWISE, GZA GEOENVIRONMENTAL, INC. ("GZA") MAY REMOVE ALL INDICATION OF THE DOCUMENT'S AUTHORSHIP ON THE MAGNETIC MEDIA. PRINTED REPRESENTATIONS OF THE DRAWINGS AND SPECIFICATIONS SHALL BE THE ONLY RECORD COPIES OF GZA'S WORK PRODUCT.

"ANY USE OF THIS DOCUMENT PRODUCED FROM MAGNETIC MEDIA WITHOUT VERIFICATION OR ADAPTATION BY GZA FOR THE SPECIFIC USE INTENDED WILL BE THE RECIPIENT'S SOLE RESPONSIBILITY AND WITHOUT RISK OR LIABILITY TO GZA GEOENVIRONMENTAL, INC. BY ACCEPTING THIS DOCUMENT IN MAGNETIC MEDIA FORMAT, CLIENT AGREES TO INDEMNIFY AND HOLD HARMLESS GZA GEOENVIRONMENTAL, INC. FROM ALL CLAIMS FOR DAMAGES, LOSSES AND EXPENSES ARISING OUT OF OR RESULTING FROM THE USE OR MISUSE OF THIS ELECTRONIC DOCUMENT."

REV. NO.	DESCRIPTION	BY	DATE

GRAPHIC SCALE: 1" = 60'
0 30 60 120

GZA GeoEnvironmental, Inc.
Engineers and Scientists
380 HARVEY ROAD
MANCHESTER, NEW HAMPSHIRE 03103
(603) 623-3600
(603) 624-9463

PROJ MGR: JMW
DESIGNED BY: JMW
REVIEWED BY: SRL
DRAWN BY: BJC
SCALE: AS SHOWN
DATE: NOV. 2010

RGP 2010 NIOTICE OF INTENT
FREUDENBERG-NOK GENERAL PARTNERSHIP SITE
BRISTOL, NEW HAMPSHIRE

SITE PLAN / LOCUS PLAN

PROJECT NO.
22996.22

FIGURE NO.
2

©2007 - GZA GeoEnvironmental, Inc.

FILE: C:\Users\MICHAE~1.MCI\AppData\Local\Temp\AcPublish_4009\FIG_1.DWG BY: michael.mciver DATE: 29 Nov 2010 - 11:51am

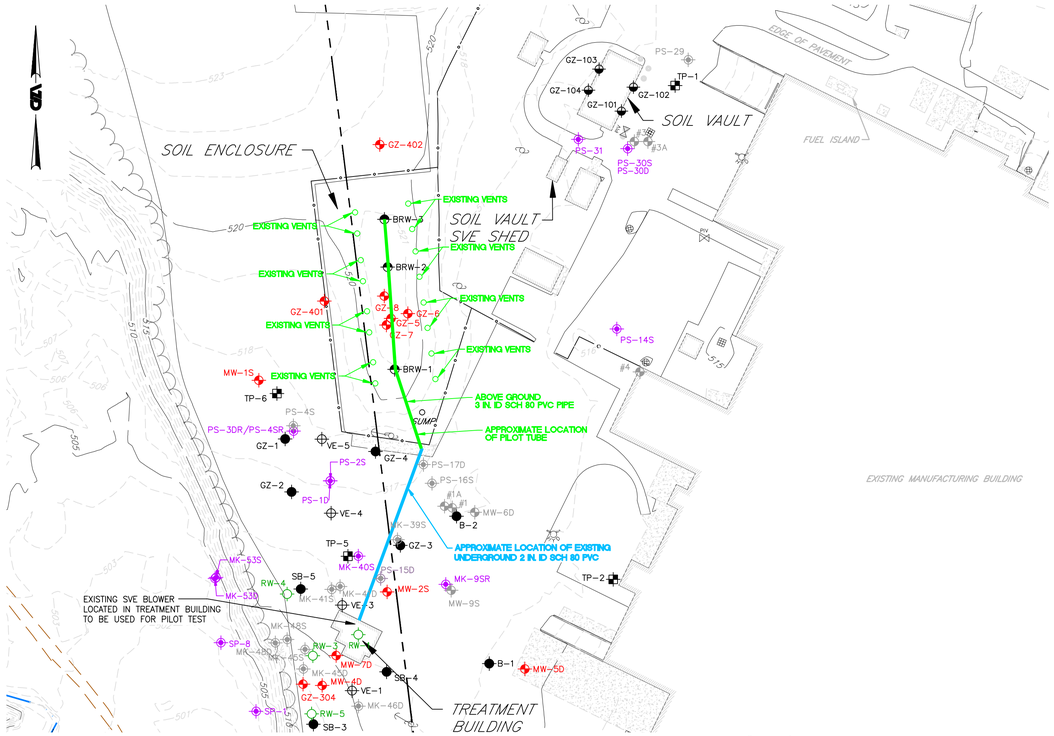

SYSTEM LAYOUT

LEGEND:

- CHAIN LINK FENCE
- GROUNDWATER MANAGEMENT ZONE
- STREAM
- 514 GROUND SURFACE ELEVATION CONTOUR (SEE NOTE 1)
- GZ-101 HORIZONTAL/ANGLE BORING INSTALLED IN SOIL VAULT
- RW-1 GROUNDWATER EXTRACTION WELL
- GZ-1 SOIL BORING WITHOUT MONITORING WELL
- VE-3 SOIL VAPOR EXTRACTION WELL
- PS-4S MICROWELL
- GZ-306 SOIL BORING WITH MONITORING WELL
- (GRAY COLOR INDICATES DESTROYED OR DECOMMISSIONED)
- BRW-1 SOIL ENCLOSURE GROUNDWATER EXTRACTION WELL / SOIL VAPOR EXTRACTION WELL
- TP-7 TEST PIT
- SS-104 SURFACE WATER SAMPLING LOCATION
- STAFF-4 STAFF GAUGE

NOTES:

1.) PLAN BASED ON A SITE SURVEY CONDUCTED BY TFMORAN OF BEDFORD, NEW HAMPSHIRE DURING AUGUST AND SEPTEMBER 2004. THE VERTICAL DATUM IS NGVD 1929. THE REFERENCE BENCHMARK IS NEW HAMPSHIRE DEPARTMENT OF TRANSPORTATION DISK STAMPED 059-0160 (ELEVATION 459.828 FEET). GROUND SURFACE CONTOUR INTERVAL IS 1 FOOT. PROPERTY LINES ARE BASED ON THE PLAN BY J.R. BLAIS ASSOCIATES IN NOTE 3 AND ARE NOT THE RESULT OF A BOUNDARY SURVEY BY TFMORAN.

2.) SEE FIGURE 1 FOR ADDITIONAL NOTES AND LEGEND.

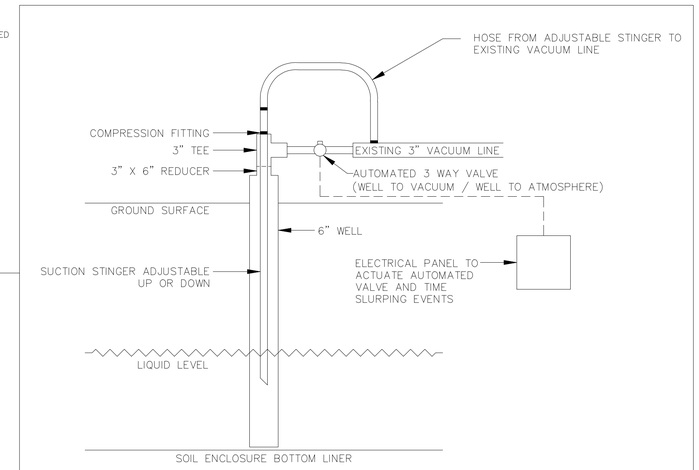

PROPOSED SOIL ENCLOSURE DEWATERING UNIT DETAIL

N.T.S

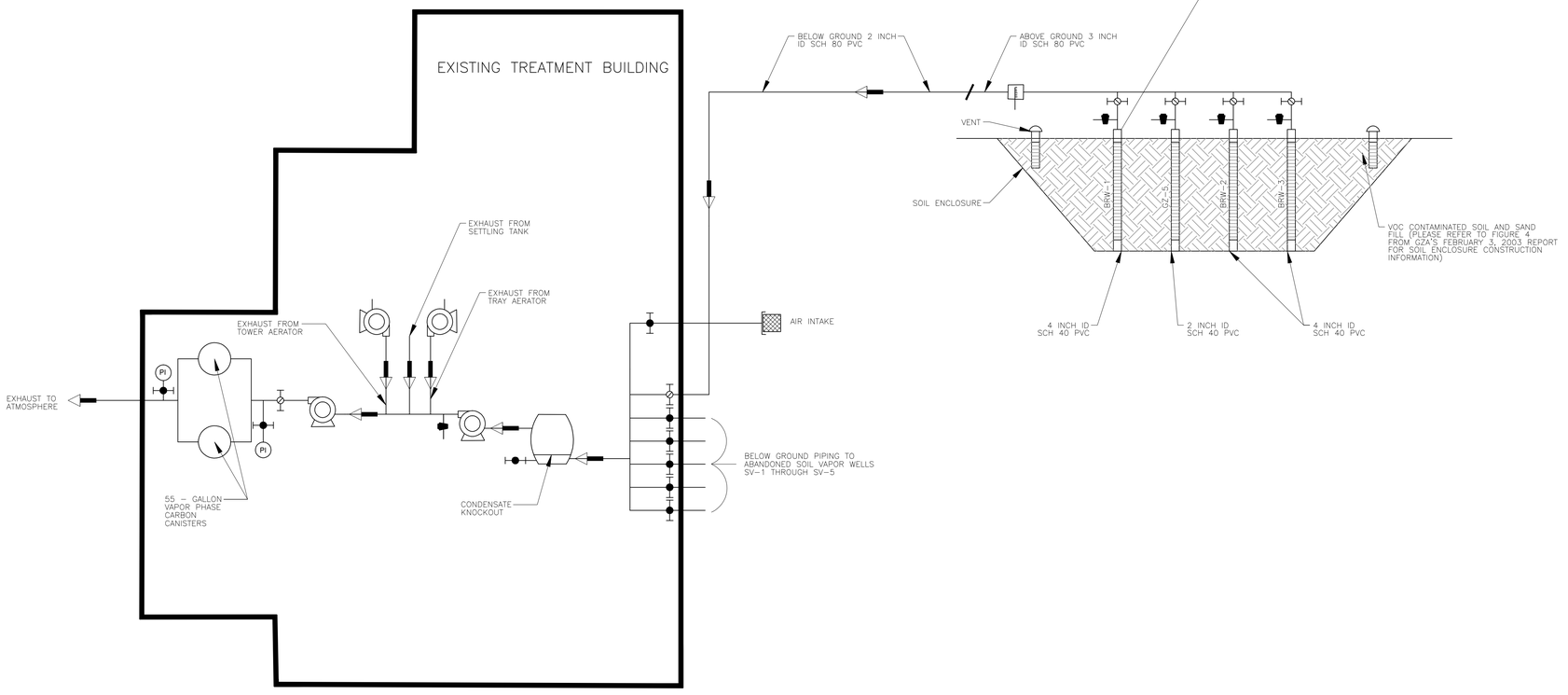

LEGEND:

- BRW-1 SOIL VAPOR EXTRACTION WELL
- PROPOSED INITIAL DIRECTION OF SOIL GAS FLOW
- PI PRESSURE INDICATOR
- PITOT TUBE-AVERAGING TYPE
- BALL VALVE-NORMALLY OPEN
- BALL VALVE-NORMALLY CLOSED
- SAMPLE VALVE-NORMALLY CLOSED
- BLOWER
- AIR INTAKE
- AIR/WATER SEPERATOR

PROCESS AND INSTRAMENTATION DIAGRAM

NOT TO SCALE

"THIS DRAWING HAS BEEN PREPARED IN ELECTRONIC FORMAT. CLIENT MAY BE PROVIDED COPIES OF DRAWINGS AND SPECIFICATIONS ON MAGNETIC MEDIA FOR HIS/HER INFORMATION AND USE FOR SPECIFIC APPLICATION TO THIS PROJECT. DUE TO THE POTENTIAL THAT THE MAGNETIC INFORMATION MAY BE MODIFIED UNINTENTIONALLY OR OTHERWISE, GZA GEOENVIRONMENTAL, INC. ("GZA") MAY REMOVE ALL INDICATION OF THE DOCUMENT'S AUTHORSHIP ON THE MAGNETIC MEDIA. PRINTED REPRESENTATIONS OF THE DRAWINGS AND SPECIFICATIONS SHALL BE THE ONLY RECORD COPIES OF GZA'S WORK PRODUCT.

"ANY USE OF THIS DOCUMENT PRODUCED FROM MAGNETIC MEDIA WITHOUT VERIFICATION OR ADAPTATION BY GZA FOR THE SPECIFIC USE INTENDED WILL BE THE RECIPIENT'S SOLE RESPONSIBILITY AND WITHOUT RISK OR LIABILITY TO GZA GEOENVIRONMENTAL, INC. BY ACCEPTING THIS DOCUMENT IN MAGNETIC MEDIA FORMAT, CLIENT AGREES TO INDEMNIFY AND HOLD HARMLESS GZA GEOENVIRONMENTAL, INC. FROM ALL CLAIMS FOR DAMAGES, LOSSES AND EXPENSES ARISING OUT OF OR RESULTING FROM THE USE OR MISUSE OF THIS ELECTRONIC DOCUMENT."

REV. NO.	DESCRIPTION	BY	DATE

GZA GeoEnvironmental, Inc.
Engineers and Scientists
380 HARVEY ROAD
MANCHESTER, NEW HAMPSHIRE 03103
(603) 624-9400
(603) 624-9463

PROJ MGR: JMW
DESIGNED BY: JMW
REVIEWED BY: SRL
DRAWN BY: BJC
SCALE: AS SHOWN
DATE: JAN 2009

YEAR 2008 ANNUAL REPORT
FREUDENBERG-NOK GENERAL PARTNERSHIP SITE
BRISTOL, NEW HAMPSHIRE

SOIL ENCLOSURE SVE SYSTEM DETAIL PLAN

PROJECT NO. 22996.30

FIGURE NO. 9

©2009 - GZA GeoEnvironmental, Inc.

FILE: P:\JOBS\22000s\22996\22996.11\CAD\January 2009\FIG_9.dwg BY: brian.cooper DATE: 10 Mar 2009 - 10:52am

GZA LETTER DATED JANUARY 13, 2010

Waste Management Division
PO Box 95, 29 Hazen Drive
Concord, NH 03302

Type of Submittal (Check One-Most Applicable)

☐ Work Scope ☐ Reimbursement Request	☐ Remedial Action • Remedial Action Plan • Bid Plans and Specifications • Remedial Action Implementation Report ☐ Treatment System and POE O&M ☐ Activity and Use Restriction
☐ UST Facility Report ☐ AST Facility Report	
☐ Emergency/Initial Response Action ☐ Groundwater Quality Assessment	☐ Temporary Surface Water Discharge Permit
☐ Initial Site Characterization ☐ Site Investigation • Site Investigation Report • Supplemental Site Investigation Report • GMZ Delineation • Source Area Investigation • Data Submittal • Annual Summary Report ☐ Unsolicited Environmental Sampling Notification ☐ Closure Documentation	☒ Groundwater Management Permit • Permit Application • Renewal Application • Deed Recordation Documentation • Abutter Notification Documentation • Release of Recordation ☐ Data Submittal ☐ Annual Summary Report

Proposed Temporary Discharge Request
National Pollutant Discharge Elimination System
Remediation General Permit

Freudenberg-NOK General Partnership
Bristol, New Hampshire
Permit No. NHG910006
NHDES Site No. 198706012-B-003
Hazardous Waste Project
Project Number 294

Prepared For:
Freudenberg-NOK General Partnership
450 Pleasant Street, Route 104
Bristol, New Hampshire 03222
Phone Number (603) 744-1628
Mr. Jeffry Mansfield

Prepared By:
GZA GeoEnvironmental, Inc.
380 Harvey Road
Manchester, NH 03301-3347
(603) 623-3600
Mr. James M. Wieck, P.G.

January 13, 2010

Recommended Risk Category (Check One)

☐ 1. Immediate Human Health Risk (Impacted water supply well, etc.)	☐ 4. Surface Water Impact	☐ 7. Alternate Water Available/Low Level Groundwater Contamination (< 1,000 x AGQS)
☒ 2. Potential Human Health Risk (Water supply well within 1000' or Site within SWPA)	☐ 5. No Alternate Water Available/No Existing Wells in Area	☐ 8. No AGQS Violation/No Source Remaining
☐ 3. Free Product or Source Hazard	☐ 6. Alternate Water Available/High Level Groundwater Contamination (> 1,000 x AGQS)	☐ Closure Recommended

GZA
GeoEnvironmental, Inc.

Engineers and Scientists

January 13, 2010
File No. 04.0022996.22

Mr. Roy D. Gilbreth
New Hampshire Department of Environmental Services/
WD-WWEB
29 Hazen Drive, P.O. Box 95
Concord, New Hampshire 03302-0095

and

Ms. Joy Hilton
U.S. Environmental Protection Agency, Region I
Water Technical Unit (SEW)
One Congress Street, Suite 1100
Boston, Massachusetts 02114-8127

380 Harvey Road
Manchester
New Hampshire
03103-3347
603-623-3600
FAX 603-624-9463
www.gza.com

Re: Proposed Temporary Discharge Approval Request
National Pollutant Discharge Elimination System (NPDES)
Remediation General Permit
Freudenberg-NOK General Partnership
Bristol, New Hampshire
Permit No. NHG910006
NHDES Site No. 198706012

Dear Mr. Gilbreth and Ms. Hilton:

On behalf of Freudenberg-NOK General Partnership (FNGP), GZA GeoEnvironmental, Inc. (GZA) is pleased to provide the New Hampshire Department of Environmental Services (NHDES) and the United States Environmental Protection Agency (EPA) this request to temporarily discharge treated water accumulated in a lined structure at the Site to surface water in accordance with the Site's Remediation General Permit (RGP). Specifically, GZA is requesting, on behalf of FNGP, NHDES and EPA approval to discharge water accumulated within a lined and capped soil enclosure (Soil Enclosure), which is part of a soil vapor extraction (SVE) remedial system designed to treat residual volatile organic compound (VOC) contaminated soil from the Site. This letter summarizes results of water quality sampling of the accumulated water, and review of the capability of the existing groundwater treatment system to remove contaminants to below RGP Effluent Limitations.[1]

This letter also provides GZA's conclusions and recommendations relative to the proposed discharge. This letter has been written consistent with the recommendations presented by GZA in the Annual Summary Report[2] for year 2008 prepared in accordance with the Groundwater

[1] GZA's review also considered State of New Hampshire Water Quality Criteria for Toxic Substances (WQCTS) as defined in Sate of New Hampshire Code of Administrative Rules Env-Sw 1703.21, and State of New Hampshire Ambient Groundwater Quality Standards as defined in State of New Hampshire Code of Administrative Rules Env-Or 603.03.

[2] Report by GZA titled "Year 2008 Annual Report, Groundwater Management Permit No. GWP-198706012-B-003, Freudenberg-NOK General Partnership, Bristol, New Hampshire Facility (site), NHDES Site No. 198706012," dated March 6, 2009.

Copyright © 2010 GZA GeoEnvironmental, Inc.

An Equal Opportunity Employer M/F/V/H

Management Permit for the Site (No. GWP-198706012-B-003), and as requested in NHDES's letter[3] dated April 27, 2009. GZA's work and this letter are subject to the attached *Limitations*.

BACKGROUND

The Soil Enclosure was constructed during the early 1980s and consists of an approximately 200-foot-long by 80-foot-wide by 10-foot-deep trench lined with a 30-mil synthetic chlorinated polyethylene (CPE) membrane. The sides of the Soil Enclosure reportedly slope inward at an approximate 1 to 1.5 slope, such that the base of the Soil Enclosure is anticipated to be approximately 170-foot by 50-foot (8,500 ft^2). During 1982, VOC-contaminated soil excavated at the Site was placed on a layer of clean sand within the lined trench, surrounded on the sides and covered with clean sand. A second 30-mil synthetic CPE membrane was placed over the clean sand and an additional layer of sand, and subsequently loam, placed over the liner.

The layer of enclosed VOC contaminated soil is approximately 5 feet thick and 50 feet wide. The layer is located about 3 feet to 4 feet below ground surface, and is completely enclosed by the CPE liner. An SVE system was constructed within the Soil Enclosure and FNGP has been operating the SVE system to treat the VOC contaminated soils. The SVE system removes soil gas from one 2-inch internal diameter (ID) monitoring well (GZ-5) and three 6-inch ID SVE wells (BRW-1, BRW-2, and BRW-3) installed vertically along the centerline of the Soil Enclosure. The SVE wells are manifold together above ground and subsequently connected to a blower located in the on-site groundwater treatment system building via a section of underground piping. Please refer to the attached copy of **Figure 9** from the Annual Summary Report for year 2008 prepared by GZA for additional information regarding the Soil Enclosure and conceptual layout of the primary SVE system components. Please refer to the attached copy of **Figure 4** from GZA's February 3, 2003 report[4] for a cross-sectional illustration of the Soil Enclosure.

Liquid water has been measured in monitoring wells screened in the Soil Enclosure with water surface elevations greater than the surrounding groundwater surface elevation and is anticipated to be the result of gradual infiltration of precipitation through the cap and subsequent accumulation on the lower membrane (liner). Approximately 42,000 gallons of water was removed from the Soil Enclosure and treated using the on-site groundwater treatment system during 2003 and 2004 under the former Temporary Surface Water Discharge Permit for the Site. A temporary cap consisting of a synthetic membrane covered in geotextile and bark mulch was constructed over the original cap (described above) during 2004 to further limit infiltration of water into the Soil Enclosure and protect the original cap. Accumulated water within approximately 1 foot of the bottom of the lower membrane could not be recovered during 2004 using submersible pumps, due to structural limitations of the pumps, and limited accumulation of water in the wells due to soil conditions and limited hydraulic gradient. The low hydraulic gradient and soil properties within the Soil Enclosure result in slow accumulation of water in the wells, and preclude use of conventional pumps to remove water from the wells.

FNGP is currently proposing to treat and discharge the residual water remaining in the Soil Enclosure. The estimated[5] total volume of residual water currently accumulated is up to approximately 23,000 gallons. This is considered a ballpark estimate due to the observed effects

[3] Letter by NHDES titled "Bristol – Freudenberg-NOK, 450 Pleasant Street, DES Site # 198706012, Project RSN # 294, GWP-198706012-B-003 Year 2008 Annual Report, prepared by GZA, GeoEnvironmental, Inc. and dated March 6, 2009"

[4] Report by GZA titled "Letter Report, Activities to Support Certificate of Partial Completion and On-Going Remediation Activities, Freudenberg-NOK General Partnership, Bristol, New Hampshire Facility (site), NHDES Site No. 198706012."

[5] Assumes a specific yield of 0.20 and an average depth of water of 1.8 feet.

of atmospheric pressure on water levels within the Soil Enclosure and the lack of field capacity data. The objective of the proposed dewatering of the Soil Enclosure is to expose the soils in the saturated portion of the Soil Enclosure for treatment via the existing SVE remedial system, and limit the potential for leakage of contaminated water from the Soil Enclosure to groundwater.

In the Annual Summary Report for the Site dated March 6, 2009, GZA proposed modifying the existing SVE system to include periodic removal of water from the Soil Enclosure using an approximately 2-inch internal diameter (ID) "stinger" pipe to be installed within SVE wells BRW-1, BRW-2, and BRW-3 and connected to the existing SVE system piping as shown on attached **Figure 9**. Automated valves actuated by a timer controller will be used to periodically direct air flow through the stinger pipes and open the wells to the atmosphere. When the flow of air induced by the existing SVE system blower is routed through the stinger pipes, water accumulated in the SVE well will be entrained in the air flow. The water will flow through the existing SVE piping to the groundwater treatment building where it will be accumulated in the existing knockout drum (moisture separator). The knockout drum will be equipped with a level sensor and a discharge pump. The level sensor will be used to control the discharge pump which will periodically discharge water to the tower aerator for treatment by the existing groundwater treatment system at a flow rate of approximately 0.5 gallon per minute (gpm). NHDES granted conceptual approval of this dewatering approach in their April 27, 2009 letter.

Assuming a total of 23,000 gallons of water in the Soil Enclosure and a flow rate of 0.5 gpm, the estimated total time required to discharge the water is approximately 32 days. As noted above, operation of the water extraction system and discharge of the accumulated water will be intermittent, with the total time required to extract and discharge the water largely a function of the time required for water to flow to the wells, as induced by the extraction of the water from the wells. Given the limited and decreasing hydraulic gradient that will be imposed on the liquid water within the Soil Enclosure, the time required for water to be extracted from the Soil Enclosure cannot be confidently estimated. However, GZA anticipates that dewatering of the Soil Enclosure can be accomplished within approximately 6 months.

SOIL ENCLOSURE WATER QUALITY SAMPLING AND ANALYSES

GZA collected samples of water from wells BRW-1, BRW-2, and BRW-3 on October 22, 2009 to evaluate current water quality within the Soil Enclosure relative to the anticipated treatment system hydraulic capacity and treatment capability. Water quality samples were collected for analysis of VOCs by EPA Method 8260B, semi-VOCs by EPA Method 8270C, TPH by EPA Method 8100, and RCRA 8 metals (total metals analyses). Testing of water samples for pH was also performed by FNGP's on-site laboratory consistent with RGP field testing requirements. Water quality samples were submitted to GZA's Environmental Chemistry Laboratory (ECL) in Hopkinton, Massachusetts for analytical laboratory analyses.[6] The results of the analytical laboratory analyses are summarized in the attached **Table 1**. A copy of the ECL's analytical laboratory report is attached.

The following summarize the findings of the October 22, 2009 water quality sampling of the Soil Enclosure:

- VOCs including: vinyl chloride (VC), chloroethane, acetone, tert-butyl alcohol (TBA), trans-1,2-dichloroethene (trans-1,2-DCE), 1,1-dichloroethene (1,1-DCE), 2-butanone (MEK), cis-1,2-dichloroethene (cis-1,2 DCE), tetrahydrofuran (THF), 1,2-dichloroethane (1,2-DCA), 4-methyl-2-pentanone (MIBK), toluene, chlorobenzene, ethyl benzene,

[6] Low level analyses of polynuclear aromatic hydrocarbons (PAHs) was subcontracted by the ECL to R.I. Analytical of Hudson, Massachusetts.

xylenes, isopropylbenzene, 1,3,5-trimethylbenzene, 1,2,4-trimethylbenzene, and 1,2-dichlorobenzene were detected in one or more of the three samples at concentrations exceeding the analytical laboratory reporting limits (RLs). The detected VOCs are generally consistent with the suite of VOCs typically detected in groundwater at the Site and treated by the groundwater system with the exception of TBA, MEK, MIBK, THF, chlorobenzene, isopropylbenzene, 1,3,5-trimethylbenzene, and 1,2,4-trimethylbenzene which may have been previously detected at limited concentrations in site groundwater, but are currently not routinely detected in site groundwater quality samples.

- VOCs including: VC, TBA, 1,1-DCA, THF, 1,2-DCA and Total BETX were detected at concentrations exceeding the RGP Effluent Limitations.
- Total Petroleum Hydrocarbons (TPH) was detected in each of the three samples at concentrations between 0.750 milligrams per liter (mg/L) and 2.200 mg/L. The detected concentrations of TPH are below the RGP Effluent Limitation for TPH (5.0 mg/L).
- Semi-VOCs including: 3&4 methylphenol, bis(2-Ethylhexyl)Phthalate, naphthalene, dibenzofuran, and 2-methylnaphthalene were detected in one or more of the three samples at concentrations exceeding the RLs. Bis(2-Ethylhexyl)Phthalate was detected at concentrations exceeding the RGP Effluent Limitation for this semi-VOC (6 µg/L) in two of the three samples collected.
- Total metals including arsenic, barium, and total chromium were detected in one or more of the three samples at concentrations exceeding the RLs. Arsenic was detected in two of the three samples at concentrations[7] of arsenic ranging from 0.011 mg/L to 0.017 mg/L, and exceeding the RGP Effluent Limitation for arsenic (0.010 mg/L). GZA notes that the detected metals are not known site contaminants.
- The measured pH values are within the range specified in the RGP Effluent Limitation (6.5 to 8.0 Standard Units).

DESCRIPTION OF EXISTING GROUNDWATER TREATMENT SYSTEM

The existing groundwater treatment system has been operating since 1993 and includes (in order) a tower spray aeration chamber, two inline metal precipitant settling tanks, a Shallow-Tray aeration stripper (Model 2351), a holding tank, and four 200-pound liquid-phase-activated carbon canisters (two parallel trains with two canisters within each train). The components of the treatment system are illustrated on the **attached** groundwater treatment system schematic.[8] Discharge of treated groundwater from the system is to surface waters associated with an unnamed tributary of the Smith River in the western portion of the Site. The confluence of the unnamed stream and the Smith River is located approximately 1.7 miles (2.7 kilometers [km]) downstream of the discharge point (1.25 miles [2.0 km] south of the discharge point). The location of the treatment building and discharge point location are shown on attached **Figure 1** from the March 6, 2009 Annual Summary Report by GZA. The flow rate of the system is generally between approximately 3 gpm and 5 gpm.

As illustrated on the treatment system schematic, the remedial system also has the ability to monitor and automatically adjust pH to maintain the system discharge within the RGP Effluent Limitation.

[7] The RL used by the analytical laboratory was 0.010 mg/L.

[8] Modified from the Pine & Swallow Associates, Inc. figure included in the National Pollutant Discharge Elimination System application.

The groundwater from the Soil Enclosure would be accumulated in the knockout drum as described above and shown on the attached **Figure 9** from GZA's March 6, 2009 report, and periodically discharged to groundwater treatment system at the top of the tower spray aeration chamber at a flow rate of approximately 0.5 gpm.

EVALUATION OF TREATMENT SYSTEM CAPABILITY

The proposed periodic additional flow of 0.5 gpm is well within the designed capacity of the groundwater treatment system (approximately 10 gpm). GZA calculated flow weighted estimates of combined influent quality to evaluate the capability of the treatment system to remove the contaminants detected in the water quality samples collected from the Soil Enclosure to below RGP Effluent Limitations. The calculated estimates as shown on **Table 1** assume the following:

- Groundwater treatment system water quality data associated with samples collected after the tower aeration chamber and metal precipitant settling tanks, but before the Shallow-Tray aeration stripper on November 4, 2009 are representative of water quality to which the Soil Enclosure water will be added.[9] GZA recognizes that this approach assumes that Soil Enclosure water will be combined with the flow from the wells after the tower aeration chamber and metal precipitant settling tanks, which is not fully consistent with the above description of the proposed discharge. Water quality data from this location was used due to the design of the treatment system which includes groundwater from each extraction well entering the tower aeration chamber through separate lines and spray nozzles, and precludes collection of a combined influent sample until after the tower aeration chamber. It is our technical opinion that this approach results in a potential overestimate of contaminant concentration because it does not account for decreases in contaminant concentration in the Soil Enclosure water due to aeration within the tower aeration chamber. Consequently, the estimates included in **Table 1** are considered conservative with respect to the treatment systems ability to meet RGP Effluent Limitations.
- A flow rate of 0.5 gpm from the Soil Enclosure knockout drum when discharging, and a flow rate of 4 gpm from the groundwater extraction wells when discharging from the knockout drum.
- The arithmetic average of the detected[10] concentrations of contaminants detected in the Soil Enclosure water quality samples is representative of the concentration of the contaminants in the Soil Enclosure water.

FINDINGS

The following summarize GZA's principal findings relative to the ability of the existing treatment system to treat the combined flow from the groundwater extraction system and proposed Soil Enclosure water extraction system, as represented by the calculated estimate of Combined Influent After Tower Aerator concentration shown in **Table 1**. In addition to RGP Effluent Limitations, GZA's review considered New Hampshire surface water quality standards (Water Quality Criteria for Toxic Substances[11] [WQCTS]) and groundwater quality standards (New Hampshire Ambient Groundwater Quality Standards [NH AGQS]).

[9] For results reported as below the RL one half of the RL was used in the calculation of Combined Influent After Tower Aerator concentration.

[10] For results reported as below the RL the RL was used in the calculation of the average concentration within the Soil Enclosure water.

[11] WQCTS used assume Protection of Aquatic Life, Fresh Water Chronic and Acute Criteria.

VOCs and Semi-VOCs

Based on the calculated estimates of Combined Influent After Tower Aerator concentrations shown on **Table 1**, the concentrations of VOCs and semi-VOCs will be diluted by the groundwater flows to below Effluent Limitations with the exception of VC (5 µg/L) and cis-1,2-DCA (134 µg/L). Based on our understanding of the design and operational history of the existing Shallow-Tray aerator, the estimated concentrations of VC and Cis-1,2-DCA are readily treatable with the existing Shallow-Tray aerator and liquid-phase-activated carbon.

GZA notes that the calculated estimate of the TBA concentration is equal to the NH AGQS. However, GZA also notes that there is no NH WQCTS for this VOC and the RGP requires "Monitoring Only" for TBA. TBA may be difficult to remove using aeration and liquid-phase-activated carbon.[12] However, the calculated estimate of the TBA concentration is only slightly above the NH AGQS of 40 µg/L and will likely be treatable to below the NH AGQS with the existing treatment system. Previous use of the groundwater treatment system to treat water collected from the Soil Enclosure during 2004 suggests the system generally treated TBA to below RLs (see attached **Appendix I** from GZA's Annual Summary Report[13] for year 2004). GZA notes that one sample collected during the treatment of water from the Soil Enclosure during 2004 indicated limited removal of TBA, with TBA detected at a concentration of 50 µg/L in the treatment system effluent sample (August 4, 2004).

Based on our experience, including results of on-going treatment system influent and effluent sampling for semi-VOCs, we anticipate that the existing liquid-phase-activated carbon canisters will be sufficient to reduce the concentration of bis(2-ethylhexyl)phthalate to below the referenced standards. Specifically, semi-VOCs including bis(2-ethylhexyl)phthalate have been detected in groundwater samples collected from groundwater extraction well RW-1 at concentrations of 12 µg/L which is similar to those detected in the water quality samples collected from the Soil Enclosure.[14] Results of on-going monthly treatment system effluent water quality monitoring by FNGP for semi-VOCs demonstrates that the treatment system is capable of removal of bis(2-ethylhexyl)phthalate to below the referenced standards.

Metals

System specific data regarding the arsenic removal capacity of the treatment system is not available. However, given that the results of the metals analyses are representative of total metals, we anticipate the existing liquid-phase-activated carbon canisters will be sufficient to reduce the concentration of arsenic to below the referenced standards.

CONCLUSIONS AND RECOMMENDATIONS

Based on the sampling and evaluation of data summarized herein, GZA anticipates that the site contaminants detected in the Soil Enclosure quality water samples, as represented by the average concentration detected, can be treated to below RGP Effluent Limitations, NH AGQS, and WQCTS assuming Protection of Aquatic Life. GZA recommends treatment and discharge of the

[12] Relative to Methyl-tert-Butyl-ether (MtBE); Moyer, E.E., and Kostecki, P.T., 2003, MTBE Remediation Handbook, Amherst Scientific Publishers, Amherst , MA, pp. 299-300.

[13] Report by GZA titled" Year 2004 Annual Report, Groundwater Management Permit No. GWP-198706012-B-002, Freudenberg-NOK General Partnership, Bristol, New Hampshire Facility (site), NHDES Site No. 198706012," dated April 8, 2005.

[14] As reported in GZA's letter titled "Supplemental Groundwater Extraction System Water Quality Data, Freudenberg-NOK General Partnership (FNGP), Bristol, New Hampshire Facility (Site), NHDES Site No. 198706012, Remediation General Permit (RGP) No. NHG910000," dated August 28, 2008.

water to be collected from the Soil Enclosure as described herein. Treatment of the water would be performed periodically at a flow rate of 0.5 gpm and concurrently with the treatment and discharge of groundwater currently discharged in accordance with the site RGP. GZA recommends that uncertainty regarding the ability of the treatment system to treat the combined discharge to below RGP Effluent Limitations be addressed through monitoring as described below.

If approved by NHDES and EPA, water from the Soil Enclosure would be treated at a rate of 0.5 gpm or less to increase the air to water ratios of the tower and Shallow-Tray aeration strippers, and maximize dilution of contaminants. Consistent with Part I.D – *Sampling, Testing, Record Keeping, and Reporting Requirements* 2.a-e of the RGP the following start-up sampling schedule is proposed:

- During the first week of discharge, influent and effluent samples will be collected during discharge of water from the Soil Enclosure knockout drum to the treatment system once per day on days one, three, and six of discharge. A 72-hour turn-around-time (TAT) for results is required; and
- If results indicate the groundwater treatment system is achieving effluent limits, sampling for the remainder of the first month (i.e., weeks 2, 3, and 4) will be weekly, and monthly thereafter for the duration of the discharge from the Soil Enclosure provided there are no system interruptions greater than 45 days in length. A 7-day TAT for results is required.

If treatment system monitoring indicates that the treatment system is not capable of reducing contaminant concentrations to the levels required by the RGP, FNGP and GZA may propose modifications to the system including decreasing the flow rate of water from the Soil Enclosure knockout drum and/or increasing the number of liquid-phase-activated carbon canisters used in the treatment system, or off-site disposal.

We trust that the information included herein is responsive to your needs, and greatly appreciate your review of this letter and consideration of the proposed discharge under the RGP. Please do not hesitate to contact us to discuss any comments or questions you may have.

Very truly yours,

GZA GEOENVIRONMENTAL, INC.

James M. Wieck, P.G.
Senior Project Manager

Kenneth D. Boivin
Consultant Reviewer

Ronald A. Breton, P.E.
Principal

Steven R. Lamb, P.G., C.G.W.P.
Principal

JMW/KB/RAB/SRL:KR
p:\jobs\22000s\22996\22996.22\soil enclosure water quality 09\soil enclosure water treatment 2009-revised.doc

Attachments: Limitations
Table
Figures
Analytical Laboratory Report
Appendix I from GZA's Year 2004 Annual Summary Report

cc. Mr. Jeffry J. Mansfield, ASP – FNGP
Mr. David C. Bowen, P.G. – NHDES

LIMITATIONS

GEOHYDROLOGICAL LIMITATIONS

1. The conclusions and recommendations submitted in this report are based in part upon the data obtained from a limited number of soil samples from widely spaced subsurface explorations. The nature and extent of variations between these explorations may not become evident until further investigation. If variations or other latent conditions then appear evident, it will be necessary to reevaluate the recommendations of this report.

2. The generalized soil profile described in the text is intended to convey trends in subsurface conditions. The boundaries between strata are approximate and idealized and have been developed by interpretations of widely spaced explorations and samples; actual soil transitions are probably more gradual. For specific information, refer to the boring logs.

3. Water level readings have been made in the test pits, borings, and/or observation wells at times and under conditions stated on the exploration logs. These data have been reviewed and interpretations have been made in the text of this report. However, it must be noted that fluctuations in the level of the groundwater may occur due to variations in rainfall and other factors different from those prevailing at the time measurements were made.

4. Except as noted within the text of the report, no quantitative laboratory testing was performed as part of the site assessment. Where such analyses have been conducted by an outside laboratory, GZA GeoEnvironmental, Inc. (GZA) has relied upon the data provided, and has not conducted an independent evaluation of the reliability of these data.

5. The conclusions and recommendations contained in this report are based in part upon various types of chemical data and are contingent upon their validity. These data have been reviewed and interpretations made in the report. As indicated within the report, some of these data are preliminary "screening" level data, and should be confirmed with quantitative analyses if more specific information is necessary. Moreover, it should be noted that variations in the types and concentrations of contaminants and variations in their flow paths may occur due to seasonal water table fluctuations, past disposal practices, the passage of time, and other factors. Should additional chemical data become available in the future, these data should be reviewed by GZA, and the conclusions and recommendations presented therein modified accordingly.

6. Chemical analyses have been performed for specific parameters during the course of this study, as detailed in the text. It must be noted that additional constituents not searched for during the current study may be present in soil and groundwater at the Site.

7. It is recommended that this firm be retained to provide further engineering services during design, implementation, and/or construction of any remedial measures, if necessary. This is to observe compliance with the concepts and recommendations contained herein and to allow design changes in the event that subsurface conditions differ from those anticipated.

P:\JOBS\22000s\22996\22996.22\Soil Enclosure Water Quality 09\GEOHYDRO.docx

TABLE

Table 1
Summary of Soil Enclosure Water Quality Sampling October 22, 2009

Freudenberg-NOK General Partnership
Bristol, New Hampshire
NHDES Site No. 198706012

WATER QUALITY PARAMETER	RGP EFFLUENT LIMITATION	NH SQCTS	NH AGQS	WELL NUMBER			GROUNDWATER INFLUENT AFTER TOWER AERATOR [17]	COMBINED INFLUENT AFTER TOWER AERATOR
				BRW-1	BRW-2	BRW-3		
VOCs				**µg/L**				
Vinyl Chloride	2	NE	2	**5.4**	**91**	<1.0	<4	*5*
Chloroethane	NE	NE	NE	**20**	**31**	**14**	<10	*7*
Acetone	monitor only	NE	6,000	**120**	<63	**37**	<20	*17*
tert-Butyl alcohol (TBA)	monitor only	NE	40	**74**	<63	**220**	<60	*40*
trans-1,2 Dichloroethene	NE	11,600 [13]	100	<1.0	**4.1**	<1.0	<2	*1*
1,1 Dichloroethane	70	NE	81	**75**	**150**	**9.9**	<2	*10*
2-Butanone (MEK)	NE	NE	4,000	**150**	<63	**52**	<20	*19*
cis-1,2 Dichloroethene	70	11,600 [13]	70	**11**	**6.8**	**2.1**	**150**	*134*
Tetrahydrofuran (THF)	NE	NE	154	**410**	**51**	**730**	<20	*53*
1,2 Dichloroethane	5	20,000	5	**2.9**	**16**	**5.0**	<2	*2*
4-Methyl-2-Pentanone (MIBK)	NE	NE	2,000	**680**	<63	**33**	<20	*38*
Toluene	100 [1]	NE	1,000	**150**	**450**	**160**	**88**	*67*
Chlorobenzene	NE	50 [15]	100	<1.0	<2.5	**2.9**	<2	*1*
Ethylbenzene	100 [1]	32,000	700	**19**	**75**	**20**	<2	*5*
Total Xylenes	100*	NE	10,000	**86**	**470**	**100**	**2**	*26*
Isopropylbenzene	NE	NE	800	<1.0	<2.5	**1.5**	<2	*1*
1,3,5-Trimethylbenzene	NE	NE	330	**1.0**	<2.5	<1.0	<2	*1*
1,2,4-Trimethylbenzene	NE	NE	330	**1.4**	<2.5	**2.0**	<2	*1*
1,2-Dichlorobenzene	763 [2]	763 [14]	600	<1.0	<2.5	**2.7**	<2	*1*
Semi-VOCs				**µg/L**				
3&4 Methylphenol	300 [3]	NE	40	<10	<10	**32**	**2**	*3.7*
bis(2-Ethylhexyl)Phthalate	6	NE	6	<10	**48**	**10.0**	<6	*5.2*
Naphthalene	20	620	20	**0.18**	**0.17**	**0.25**	**0.2**	*0.1*
Dibenzofuran	NE	NE	NE	<0.05	**0.63**	**0.24**	<1	*0.5*
2-Methylnaphthalene	NE	NE	280	**0.20**	**0.17**	<0.05	**0.3**	*0.1*
Total Petroleum Hydrocarbons (TPH)				**mg/L**				
	5	NE	NE	**1.200**	**0.750**	**2.200**	<0.2	*0.243*
Total Metals				**mg/L**				
Arsenic (As)	0.01	0.150	0.01	**0.011**	<0.010	**0.017**	-	-
Barium (Ba)	NE	NE	2.000	**0.18**	**0.14**	**0.14**	-	-
Chromium (Cr) (Total)	0.0114 [4]	0.011 [4]	0.100	**0.0098**	**0.0057**	<0.0050	-	-
pH				**Standard Units**				
	6.5 - 8.0	NE	NE	6.58	6.54	6.76	6.96	-

Notes:
1. indicates RGP Effluent Limitation applies to total BTEX.
2. indicates RGP Effluent Limitation applies to total dichlorobenzene.
3. indicates RG Effluent Limitation applies to total.
4. indicates standard assumes hexavalent chromium.
5. µg/L indicates micrograms per liter.
6. mg/L indicates milligrams per liter.
7. RGP indicates Remediation General Permit.
8. NH AGQS indicates State of New Hampshire Ambient Groundwater Quality Standard as defined by Code of Administrative Rules Env-Or 603.03.
9. "NE" indicates none established.
10. Boldface print indicates the referenced parameter was detected above the analytical laboratory reporting limit.
11. Shading indicates the referenced concentration exceeds one or more of the water quality criteria shown.
12. NH SQCTS indicates Surface Water Quality Criteria for Toxic Substances as defined by Env-WS 1703.21 assuming Protection of Aquatic Life (Fresh water criteria).
13. Criteria applies to dichloroethenes.
14. Criteria applies to dichlorobenzenes.
15. Criteria applies to chlorinated benzenes.
16. Italicized print indicates value shown was calculated as described in text.
17. Note results shown for parameters detected in one or more SVE well water quality samples (i.e., BRW-1 through BRW-3) only. Limited concentrations of semi-VOCs including : 2-methylphenol (32 µg/L); fluorene 0.2 µg/L); and phenanthrene (0.4 µg/L) were also detected.

FIGURES

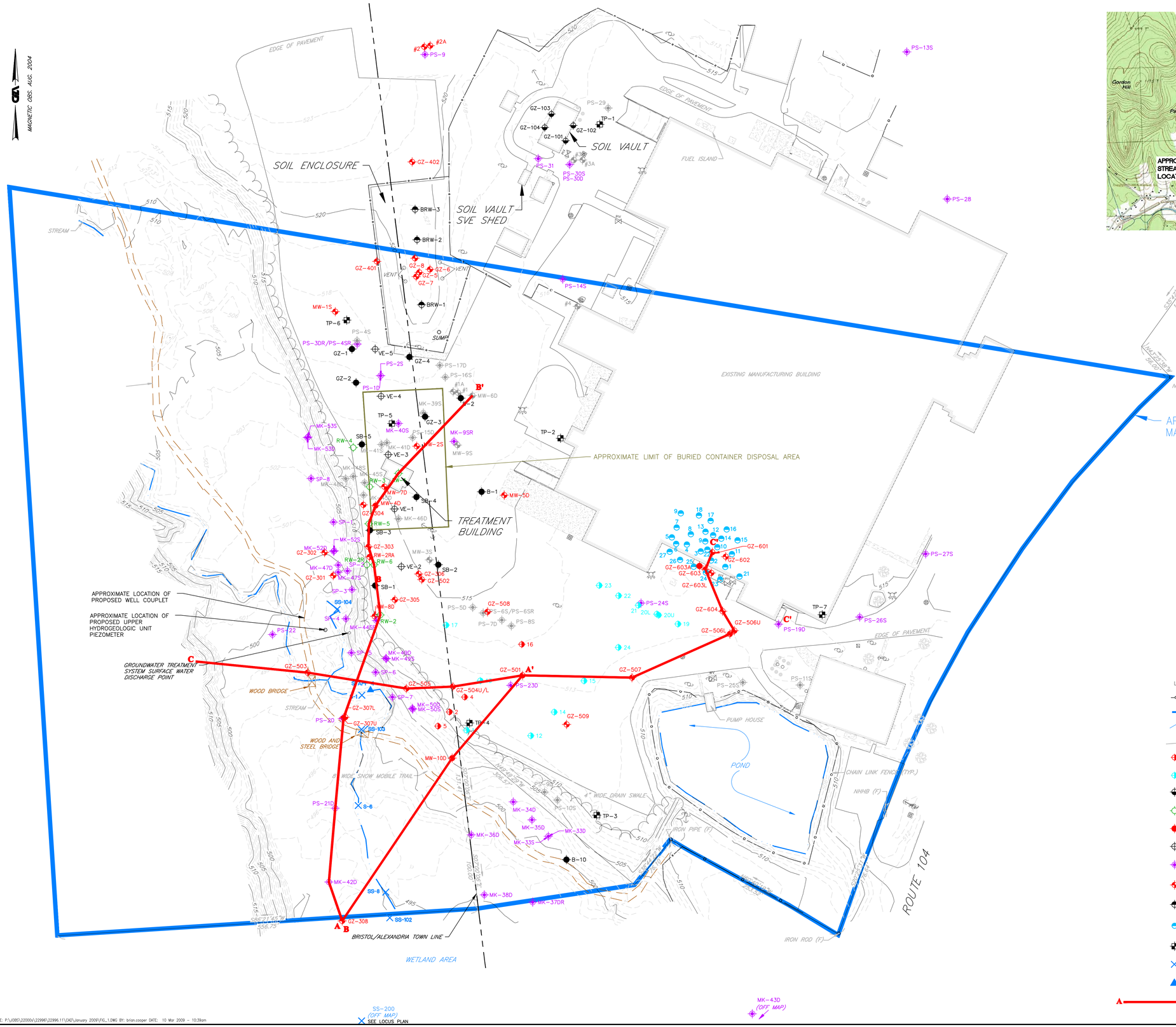

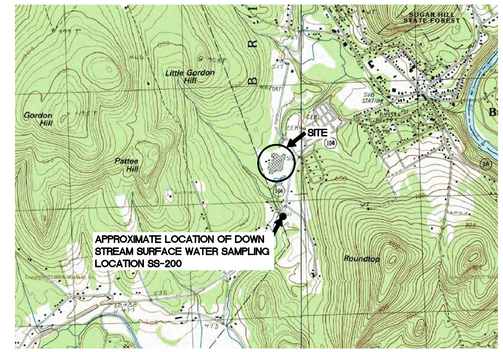

LOCUS PLAN
(SCALE 1:24,000)

NOTES:

1.) PLAN BASED ON A SITE SURVEY CONDUCTED BY TFMORAN OF BEDFORD, NEW HAMPSHIRE DURING AUGUST AND SEPTEMBER 2004. THE VERTICAL DATUM IS NGVD 1929. THE REFERENCE BENCHMARK IS NEW HAMPSHIRE DEPARTMENT OF TRANSPORTATION DISK STAMPED 059-0160 (ELEVATION 459.828 FEET). GROUND SURFACE CONTOUR INTERVAL IS 1 FOOT. PROPERTY LINES ARE BASED ON THE PLAN BY J.R. BLAIS ASSOCIATES IN NOTE 3 AND ARE NOT THE RESULT OF A BOUNDARY SURVEY BY TFMORAN.

2.) APPROXIMATE LIMIT OF DRUM DISPOSAL AREA IS BASED ON INFORMATION ON A PLAN BY PINE AND SWALLOW ASSOCIATES TITLED "LOCATION MAP, FREUDENBERG-NOK, BRISTOL, NH," STAMPED RECEIVED BY NHDES ON APRIL 13, 1993.

3.) THE LOCATIONS OF SOIL BORINGS AND TEST PITS, AND CERTAIN MONITORING WELLS, MICROWELLS, AND SURFACE WATER SAMPLING LOCATIONS THAT COULD NOT BE LOCATED WERE TAKEN FROM PLANS INCLUDING:

- SITE PLAN BY J.R. BLAIS ASSOCIATES OF MEREDITH, NEW HAMPSHIRE LAST REVISED 10/20/94; AND
- SITE PLANS BY MYKROWATERS ENVIRONMENTAL SERVICES OF CONCORD, MASSACHUSETTS, DATED 2/15/00 AND 1/22/01.

4.) WELLS SHOWN AS DESTROYED OR DECOMMISSIONED ARE WELLS THAT WERE NOT LOCATED BY TFMORAN DURING THEIR 2004 SURVEY OR GZA DURING OUR WORK AT THE SITE.

5.) SECTIONS OF CHAIN LINK FENCE ALONG THE NORTH, WEST, SOUTH, AND SOUTHEAST SIDES OF THE SOIL ENCLOSURE ADDED BY GZA BASED ON FIELD OBSERVATIONS.

LEGEND:

- CHAIN LINK FENCE
- GROUNDWATER MANAGEMENT ZONE
- STREAM
- 514 GROUND SURFACE ELEVATION CONTOUR (SEE NOTE 1)
- 16 UPPER UNIT TEMPORARY WELL
- 12 LOWER UNIT TEMPORARY WELL
- GZ-101 HORIZONTAL/ANGLE BORING INSTALLED IN SOIL VAULT
- RW-1 GROUNDWATER EXTRACTION WELL
- GZ-1 SOIL BORING WITHOUT MONITORING WELL
- VE-3 SOIL VAPOR EXTRACTION WELL
- PS-4S MICROWELL
- GZ-306 SOIL BORING WITH MONITORING WELL
- (GRAY COLOR INDICATES DESTROYED OR DECOMMISSIONED)
- BRW-1 SOIL ENCLOSURE GROUNDWATER EXTRACTION WELL / SOIL VAPOR EXTRACTION WELL
- 18 SOIL GAS SAMPLING LOCATION
- TP-7 TEST PIT
- SS-104 SURFACE WATER SAMPLING LOCATION
- STAFF-4 STAFF GAUGE
- A — A' APPROXIMATE LOCATION OF HYDROGEOLOGIC CROSS SECTION (SEE FIGURE 7)

"THIS DRAWING HAS BEEN PREPARED IN ELECTRONIC FORMAT. CLIENT MAY BE PROVIDED COPIES OF DRAWINGS AND SPECIFICATIONS ON MAGNETIC MEDIA FOR HIS/HER INFORMATION AND USE FOR SPECIFIC APPLICATION TO THIS PROJECT. DUE TO THE POTENTIAL THAT THE MAGNETIC INFORMATION MAY BE MODIFIED UNINTENTIONALLY OR OTHERWISE, GZA GEOENVIRONMENTAL, INC. ("GZA") MAY REMOVE ALL INDICATION OF THE DOCUMENT'S AUTHORSHIP ON THE MAGNETIC MEDIA. PRINTED REPRESENTATIONS OF THE DRAWINGS AND SPECIFICATIONS SHALL BE THE ONLY RECORD COPIES OF GZA'S WORK PRODUCT.

"ANY USE OF THIS DOCUMENT PRODUCED FROM MAGNETIC MEDIA WITHOUT VERIFICATION OR ADAPTATION BY GZA FOR THE SPECIFIC USE INTENDED WILL BE THE RECIPIENT'S SOLE RESPONSIBILITY AND WITHOUT RISK OR LIABILITY TO GZA GEOENVIRONMENTAL, INC. BY ACCEPTING THIS DOCUMENT IN MAGNETIC MEDIA FORMAT, CLIENT AGREES TO INDEMNIFY AND HOLD HARMLESS GZA GEOENVIRONMENTAL, INC. FROM ALL CLAIMS FOR DAMAGES, LOSSES AND EXPENSES ARISING OUT OF OR RESULTING FROM THE USE OR MISUSE OF THIS ELECTRONIC DOCUMENT."

REV. NO.	DESCRIPTION	BY	DATE

GRAPHIC SCALE: 1" = 60'
0 30 60 120

GZA GeoEnvironmental, Inc.
Engineers and Scientists
380 HARVEY ROAD
MANCHESTER, NEW HAMPSHIRE 03103
(603) 624-9400
(603) 624-9463

PROJ MGR: JMW
DESIGNED BY: JMW
REVIEWED BY: SRL
DRAWN BY: BJC
SCALE: AS SHOWN
DATE: JAN 2009

YEAR 2008 ANNUAL REPORT
FREUDENBERG-NOK GENERAL PARTNERSHIP SITE
BRISTOL, NEW HAMPSHIRE

SITE PLAN / LOCUS PLAN

PROJECT NO.
22996.30

FIGURE NO.
1

©2009 - GZA GeoEnvironmental, Inc.

FILE: P:\JOBS\22000s\22996\22996.11\CAD\January 2009\FIG_1.DWG BY: brian.cooper DATE: 10 Mar 2009 - 10:39am

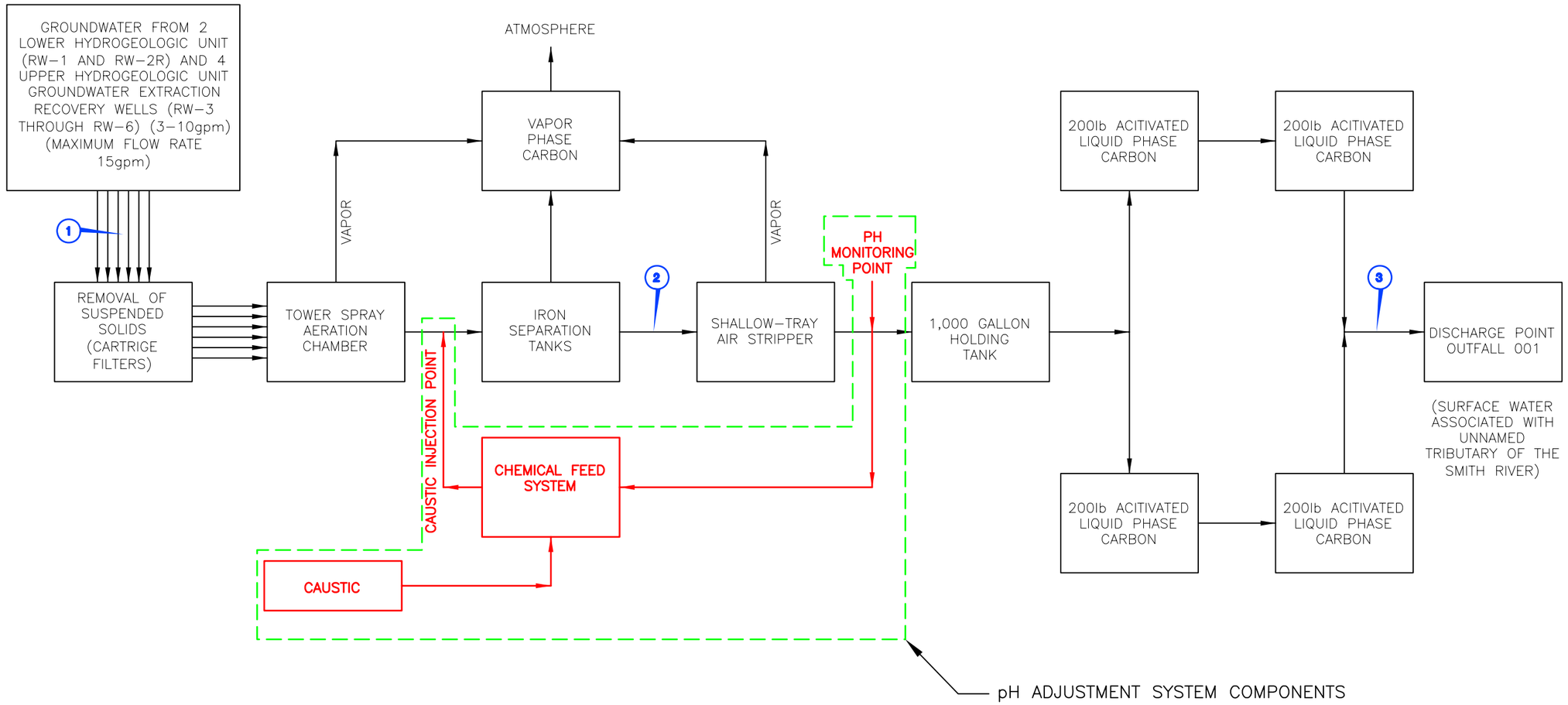

SAMPLING LOCATION ID	DESCRIPTION
1	SAMPLING LOCATION FOR INDIVIDUAL GROUNDWATER EXTRACTION WELLS INCLUDING RW-1
2	COMBINED INFLUENT SAMPLING LOCATION (A.K.A. BEFORE FILTER)
3	EFFLUENT SAMPLING LOCATION (A.K.A. AFTER FILTER)

UNLESS SPECIFICALLY STATED BY WRITTEN AGREEMENT, THIS DRAWING IS THE SOLE PROPERTY OF GZA GEOENVIRONMENTAL, INC. (GZA). THE INFORMATION SHOWN ON THE DRAWING IS SOLELY FOR USE BY GZA'S CLIENT OR THE CLIENT'S DESIGNATED REPRESENTATIVE FOR THE SPECIFIC PROJECT AND LOCATION IDENTIFIED ON THE DRAWING. THE DRAWING SHALL NOT BE TRANSFERRED, REUSED, COPIED, OR ALTERED IN ANY MANNER FOR USE AT ANY OTHER LOCATION OR FOR ANY OTHER PURPOSE WITHOUT THE PRIOR WRITTEN CONSENT OF GZA. ANY TRANSFER, REUSE, OR MODIFICATION TO THE DRAWING BY THE CLIENT OR OTHERS, WITHOUT THE PRIOR WRITTEN EXPRESS CONSENT OF GZA, WILL BE AT THE USER'S SOLE RISK AND WITHOUT ANY RISK OR LIABILITY TO GZA.

NO.	ISSUE/DESCRIPTION	BY	DATE

RGP-BEST MANAGEMENT PRACTICES PLAN
FREUDENBERG-NOK GENERAL PARTNERSHIP SITE

BRISTOL, NEW HAMPSHIRE

GROUNDWATER TREATMENT SYSTEM LAYOUT
SYSTEM SCHEMATIC

PREPARED BY:
GZA GeoEnvironmental, Inc.
Engineers and Scientists
380 HARVEY ROAD
MANCHESTER, NEW HAMPSHIRE 03103
(603) 623-3600

PREPARED FOR:

PROJ MGR: JMW	REVIEWED BY: SRL	CHECKED BY: SRL	FIGURE 2
DESIGNED BY: JMW	DRAWN BY: BJC	SCALE: NOT TO SCALE	
DATE JULY 2009	PROJECT NO. 04.0022996.22	REVISION NO.	SHEET NO.

© 2008 - GZA GeoEnvironmental, Inc. GZA-Z:\JOBS\22000s\22996\1\BMP\Figure 2.dwg [FIG_E1 - MAR 2008] July 13, 2009 - 11:25am Joseph.Nichols

22996/CAD/NOV 2002/X_PLAN_1.DWG
FILE INFO:

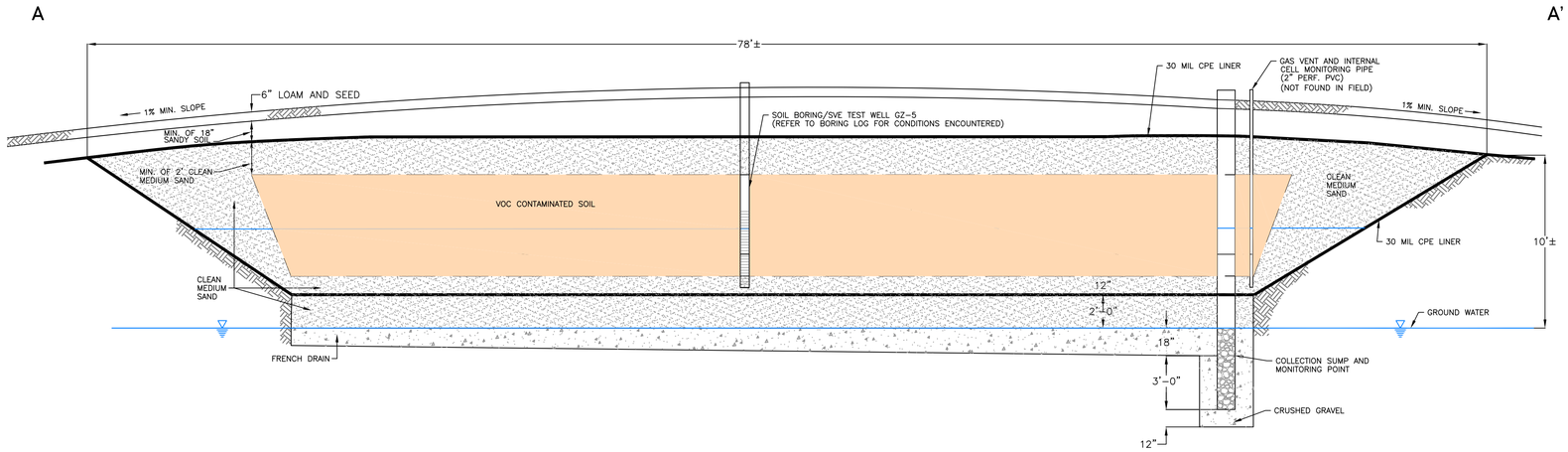

SECTION VIEW
(SCALE 1"= 40')

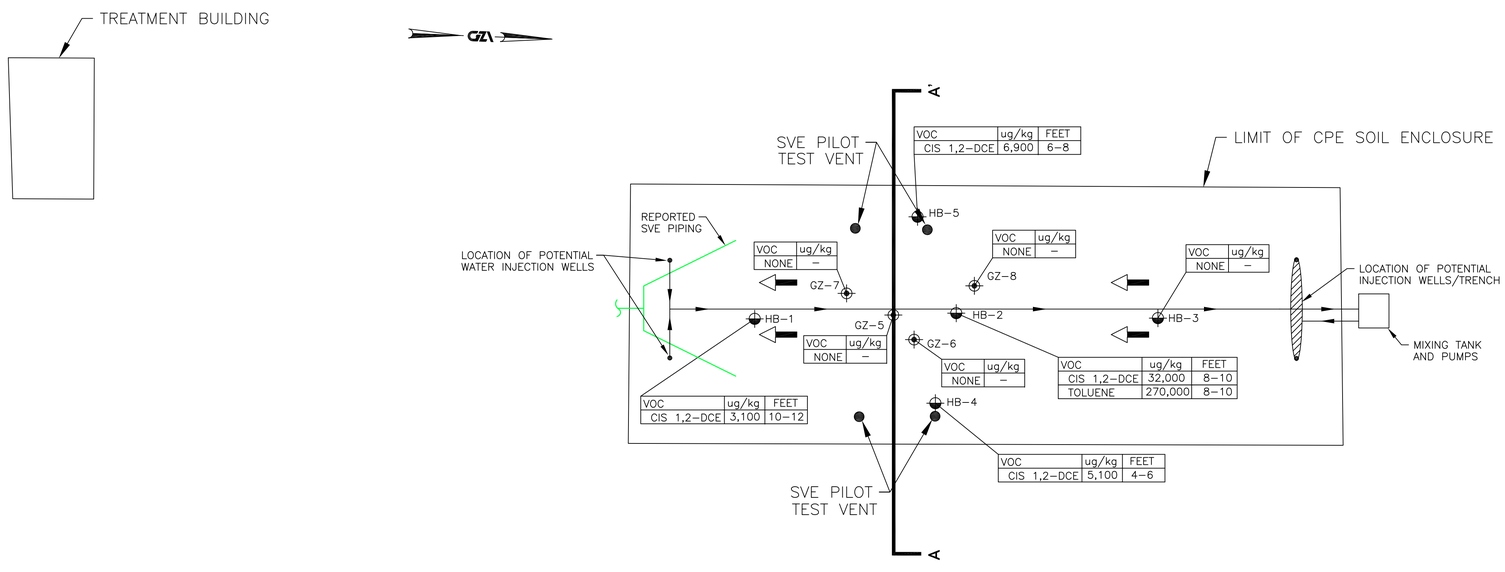

PLAN VIEW
(SCALE 1"= 20')

NOTES:

1) CROSS SECTION BASED ON PLAN BY WESTON TITLED "COMPLETED CONTAINMENT SYSTEM, PLAN AND SECTIONS", DATED DECEMBER 8, 1981, AND REVISIONS SHOWN ON WESTON'S PLAN. PLAN VIEW BASED ON FIGURE 1 OF THIS SET, BORING LOCATIONS SHOWN ON PLAN BY MYKRO WATERS, INC. TITLED "FIGURE 1-SAMPLING PLAN, FREUDENBERG-NOK, SOIL VAPOR EXTRACTION SAMPLING," FIELD MEASUREMENTS, AND SVE SYSTEM DETAILS SHOWN ON PLAN BY MYKRO WATERS, INC. TITLED "FIGURE 3 STOCK PILE SAMPLING MAP, FREUDENBERG-NOK, BRISTOL, NEW HAMPSHIRE".

2) SOIL QUALITY DATA SHOWN HEREON ARE IN MICROGRAMS PER KILOGRAM (ug/kg).

3) SOIL QUALITY DATA SUMMARIZED HEREON ARE BASED ON RESULTS OF THE WORK BY GZA SUMMARIZED HEREIN, AND RESULTS OF SOIL SAMPLING BY MYKRO WATERS, INC. AS REFERENCED IN THE TEXT.

4) TWO BORINGS DESIGNATED B1 AND B2 WERE ALSO REPORTEDLY DRILLED IN THE SOIL CPE ENCLOSURE. INSUFFICIENT INFORMATION IS AVAILABLE TO DEPICT THE LOCATIONS OF THOSE BORINGS. REFER TO ATTACHED COPY OF THE FIGURES BY MYKRO WATER, INC. REFERENCED UNDER NOTE 1 HEREON FOR MORE INFORMATION.

LEGEND:

WATER LEVEL

VOC	ug/kg	FEET
CIS 1,2-DCE	3,200	10-12

MAXIMUM CONCENTRATION OF VOCs EXCEEDING NHDES RCMP METHOD 1 SOIL QUALITY STANDARDS FOR EACH BORING LOCATION AND CORRESPONDING SAMPLE COLLECTION DEPTH. "NONE" INDICATES VOCs NOT DETECTED AT CONCENTRATIONS EXCEEDING NHDES RCMP METHOD 1 SOIL QUALITY STANDARDS. REFER TO TABLE 4 FOR MORE INFORMATION.

DIRECTION OF FLOW OF SUBSTRATA AMENDED CPE SOIL ENCLOSURE WATER

REV#	DESCRIPTION	BY	DATE

GZA GeoEnvironmental, Inc.
Engineers and Scientists
380 HARVEY ROAD
MANCHESTER, NEW HAMPSHIRE 03103
(603) 623-3600

DESIGNED BY : D.N.K.
CHECKED BY : J.M.W.
APPROVED BY: S.R.L.
DRAWN BY : R.L.C.
SCALE : AS SHOWN
DATE : DEC. 2002

ON-GOING REMEDIAL ACTIVITIES
FREUDENBERG GENERAL PARTNERSHIP SITE
BRISTOL, NEW HAMPSHIRE

CPE SOIL ENCLOSURE CROSS SECTION AND PLAN

PROJECT No.: 22996
SHEET No.: 4

© 2002 GZA GeoEnvironmental, Inc.

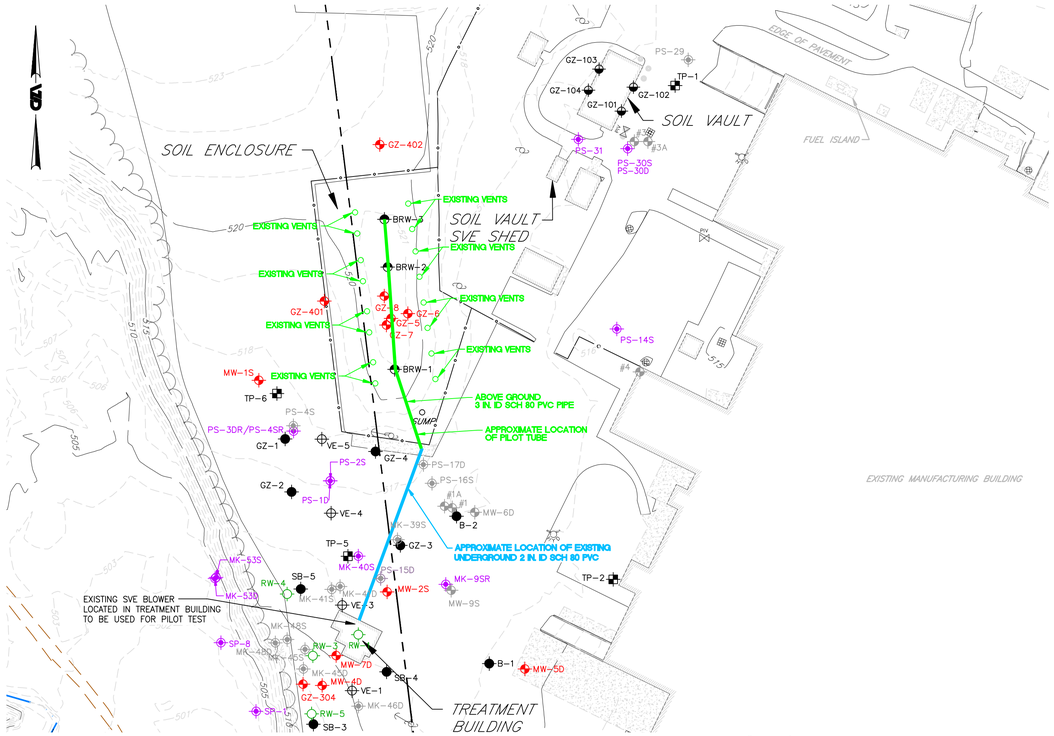

SYSTEM LAYOUT

LEGEND:

- CHAIN LINK FENCE
- GROUNDWATER MANAGEMENT ZONE
- STREAM
- 514 GROUND SURFACE ELEVATION CONTOUR (SEE NOTE 1)
- GZ-101 HORIZONTAL/ANGLE BORING INSTALLED IN SOIL VAULT
- RW-1 GROUNDWATER EXTRACTION WELL
- GZ-1 SOIL BORING WITHOUT MONITORING WELL
- VE-3 SOIL VAPOR EXTRACTION WELL
- PS-4S MICROWELL
- GZ-306 SOIL BORING WITH MONITORING WELL
- (GRAY COLOR INDICATES DESTROYED OR DECOMMISSIONED)
- BRW-1 SOIL ENCLOSURE GROUNDWATER EXTRACTION WELL / SOIL VAPOR EXTRACTION WELL
- TP-7 TEST PIT
- SS-104 SURFACE WATER SAMPLING LOCATION
- STAFF-4 STAFF GAUGE

NOTES:

1.) PLAN BASED ON A SITE SURVEY CONDUCTED BY TFMORAN OF BEDFORD, NEW HAMPSHIRE DURING AUGUST AND SEPTEMBER 2004. THE VERTICAL DATUM IS NGVD 1929. THE REFERENCE BENCHMARK IS NEW HAMPSHIRE DEPARTMENT OF TRANSPORTATION DISK STAMPED 059-0160 (ELEVATION 459.828 FEET). GROUND SURFACE CONTOUR INTERVAL IS 1 FOOT. PROPERTY LINES ARE BASED ON THE PLAN BY J.R. BLAIS ASSOCIATES IN NOTE 3 AND ARE NOT THE RESULT OF A BOUNDARY SURVEY BY TFMORAN.

2.) SEE FIGURE 1 FOR ADDITIONAL NOTES AND LEGEND.

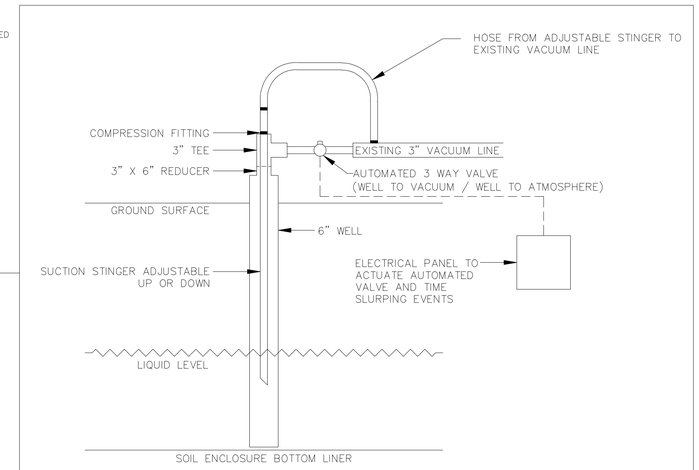

PROPOSED SOIL ENCLOSURE DEWATERING UNIT DETAIL

N.T.S

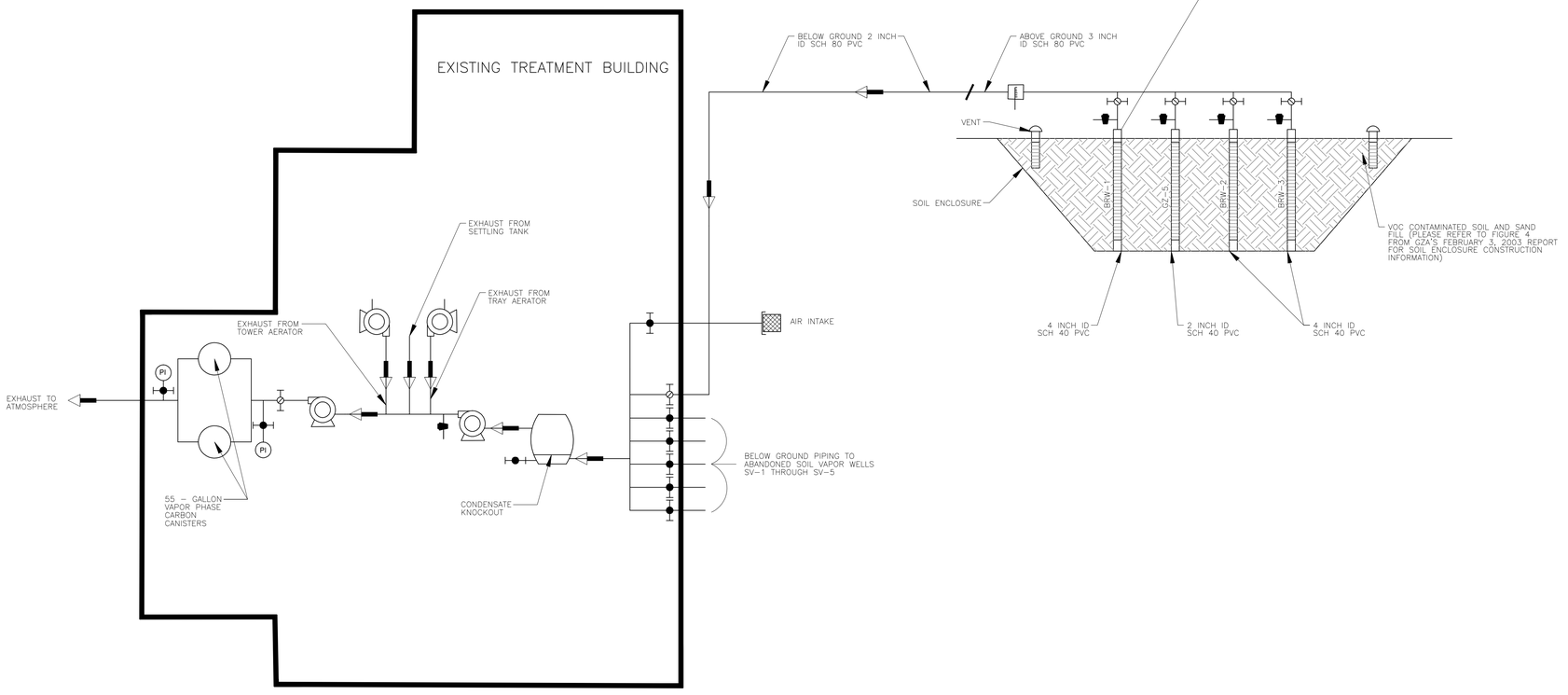

LEGEND:

- BRW-1 SOIL VAPOR EXTRACTION WELL
- PROPOSED INITIAL DIRECTION OF SOIL GAS FLOW
- PI PRESSURE INDICATOR
- PITOT TUBE-AVERAGING TYPE
- BALL VALVE-NORMALLY OPEN
- BALL VALVE-NORMALLY CLOSED
- SAMPLE VALVE-NORMALLY CLOSED
- BLOWER
- AIR INTAKE
- AIR/WATER SEPERATOR

PROCESS AND INSTRAMENTATION DIAGRAM

NOT TO SCALE

"THIS DRAWING HAS BEEN PREPARED IN ELECTRONIC FORMAT. CLIENT MAY BE PROVIDED COPIES OF DRAWINGS AND SPECIFICATIONS ON MAGNETIC MEDIA FOR HIS/HER INFORMATION AND USE FOR SPECIFIC APPLICATION TO THIS PROJECT. DUE TO THE POTENTIAL THAT THE MAGNETIC INFORMATION MAY BE MODIFIED UNINTENTIONALLY OR OTHERWISE, GZA GEOENVIRONMENTAL, INC. ("GZA") MAY REMOVE ALL INDICATION OF THE DOCUMENT'S AUTHORSHIP ON THE MAGNETIC MEDIA. PRINTED REPRESENTATIONS OF THE DRAWINGS AND SPECIFICATIONS SHALL BE THE ONLY RECORD COPIES OF GZA'S WORK PRODUCT.

"ANY USE OF THIS DOCUMENT PRODUCED FROM MAGNETIC MEDIA WITHOUT VERIFICATION OR ADAPTATION BY GZA FOR THE SPECIFIC USE INTENDED WILL BE THE RECIPIENT'S SOLE RESPONSIBILITY AND WITHOUT RISK OR LIABILITY TO GZA GEOENVIRONMENTAL, INC. BY ACCEPTING THIS DOCUMENT IN MAGNETIC MEDIA FORMAT, CLIENT AGREES TO INDEMNIFY AND HOLD HARMLESS GZA GEOENVIRONMENTAL, INC. FROM ALL CLAIMS FOR DAMAGES, LOSSES AND EXPENSES ARISING OUT OF OR RESULTING FROM THE USE OR MISUSE OF THIS ELECTRONIC DOCUMENT."

REV. NO.	DESCRIPTION	BY	DATE

GZA GeoEnvironmental, Inc.
Engineers and Scientists
380 HARVEY ROAD
MANCHESTER, NEW HAMPSHIRE 03103
(603) 624-9400
(603) 624-9463

PROJ MGR: JMW
DESIGNED BY: JMW
REVIEWED BY: SRL
DRAWN BY: BJC
SCALE: AS SHOWN
DATE: JAN 2009

YEAR 2008 ANNUAL REPORT
FREUDENBERG-NOK GENERAL PARTNERSHIP SITE
BRISTOL, NEW HAMPSHIRE

SOIL ENCLOSURE SVE SYSTEM DETAIL PLAN

PROJECT NO. 22996.30

FIGURE NO. 9

©2009 - GZA GeoEnvironmental, Inc.

FILE: P:\JOBS\22000s\22996\22996.11\CAD\January 2009\FIG_9.dwg BY: brian.cooper DATE: 10 Mar 2009 - 10:52am

ANALYTICAL LABORATORY REPORT

GZA GeoEnvironmental, Inc.
106 South Street
Hopkinton, MA 01748
(781) 278-4700

Laboratory Identification Numbers:
MA and ME: **MA092** NH: **2028**
CT: **PH0579** RI: **LAO00236**
NELAC - NYS DOH: **11063**

A N A L Y T I C A L R E P O R T

GZA GeoEnvironmental, Inc.
380 Harvey Road
Manchester, NH 03103

Jim Wieck

Project No.: **04.0022996.22**
Work Order No.: **0910-00161**
Date Received: **10/23/2009**
Date Reported: **11/02/2009**

SAMPLE INFORMATION

Date Sampled	Matrix	Laboratory ID	Sample ID
10/22/2009	Aqueous	0910-00161 001	BRW-1
10/22/2009	Aqueous	0910-00161 002	BRW-2
10/22/2009	Aqueous	0910-00161 003	BRW-3

The laboratory report shall not be reproduced except in full without the written consent of the laboratory.

GZA GeoEnvironmental, Inc.
106 South Street
Hopkinton, MA 01748
(781) 278-4700

A N A L Y T I C A L R E P O R T

GZA GeoEnvironmental, Inc.
380 Harvey Road
Manchester, NH 03103

Jim Wieck

Project Name.:	**FNGP**	Date Received:	**10/23/2009**
Project No.:	**04.0022996.22**	Date Reported:	**11/02/2009**
		Work Order No.:	**0910-00161**

PROJECT NARRATIVE:

1. Sample Receipt

The samples were received on 10/23/09 via _x_GZA courier, __EC, __FEDEX, or ___hand delivered. The temperature of the __temperature blank/_x_cooler air, was 4.7 degrees C. The temperature requirement for most analyses is above freezing to 6 degrees C. The samples were received intact for all requested analyses.

The chain of custody indicates that the samples, when required, were chemically preserved in accordance with the method they reference.

2. Subcontracted Analyses

Analyses for SIM-PAH's were subcontracted to Rhode Island Analytical, Warwick RI (RIAL); Certification MA: MA-RI015, NH: 253700 A&B, CT: PH-0508, ME: RI015, RI: RI-033, NY:11726,

The data is included in GZA's report for ease of electronic data transfer and is indicated by "XXX" in the tech column. The data report from the subcontractor is attached.

3. EPA Method 6010B/7470A - Metals

Attach QC 6010B 10/26/09 - Aqueous
Attach QC 7470A 10/28/09 A - Aqueous

4. EPA Method 8260 - VOCs

The isomers of 1,3-dichloropropene are analyzed as individual analytes on the GC/MS due to differences in physical properties. To report a total for 1,3-dichloropropene, add the results of the cis- and trans-isomers.

The continuing calibration verification standard (CCV) (10/30/09) had an analyte outside of the 30%D QC acceptance limit. The outlier includes 2-butanone (31%).

The Laboratory Control Sample (LCS) (10/30/09 S) had an 8260 list analyte outside of the 70-130% QC acceptance limits. Specific outlier includes 2-butanone (131%). This analyte was not detected in the associated samples.

Sample BRW-2 (0910-161-002) was analyzed at a 1/5 dilution based upon screening information and in order to report all target analytes within the calibration range of the instrument.

Attach QC 8260 10/30/09 S - Aqueous

5. EPA Method 8270 - SVOCs

The RF % DEV for 2,4-dinitrophenol (24%) was greater than the method required QC acceptance limits of <20% DEV in the CCV for 10/29/09. Method 8270D allows samples to be reported if they are non-detect for any analytes which have RF >20% DEV. This analyte was not detected in any of the associated samples.

The Laboratory Control Spike (LCS) (10/29/09) had a method 8270 list acid analyte outside of the 30-130%

GZA GeoEnvironmental, Inc.
106 South Street
Hopkinton, MA 01748
(781) 278-4700

A N A L Y T I C A L R E P O R T

GZA GeoEnvironmental, Inc.
380 Harvey Road
Manchester, NH 03103

Jim Wieck

Project Name.:	**FNGP**	Date Received:	**10/23/2009**
Project No.:	**04.0022996.22**	Date Reported:	**11/02/2009**
		Work Order No.:	**0910-00161**

QC acceptance limits . Specific outlier includes benzoic acid (30.2%). This analyte is considered a "difficult" analyte for which the recovery ranges routinely exceed the applicable QC acceptance limits.

* The low surrogate recoveries could not be confirmed by re-extraction and analysis as the entire sample was consumed during the extraction process.

Attach QC 8270 10/29/09 - Aqueous

GZA GeoEnvironmental, Inc.
106 South Street
Hopkinton, MA 01748
(781) 278-4700

A N A L Y T I C A L R E P O R T

GZA GeoEnvironmental, Inc.
380 Harvey Road
Manchester, NH 03103

Jim Wieck

Project Name.: **FNGP**
Project No.: **04.0022996.22**

Date Received: **10/23/2009**
Date Reported: **11/02/2009**
Work Order No.: **0910-00161**

Data Authorized By: _____

NELAC certification, as indicated by the NELAC Lab ID Number, is per analyte. For a complete list of NELAC validated analytes, please contact the laboratory.

Abbreviations:
% R = % Recovery
DF = Dilution Factor
DFS = Dilution Factor Solids
CF = Calculation Factor
DO = Diluted Out

Method Key:
Method 8260: The current version of the method is 8260B.
Method 8270: The current version of the method is 8270D.
Method 6010: The current version of the method is 6010B.

Please note that the laboratory signed copy of the chain of custody record is an integral part of the data report.

The laboratory report shall not be reproduced except in full without the written consent of the laboratory.

Soil data is reported on a dry weight basis unless otherwise specified.
Matrix Spike / Matrix Spike Duplicate sets are performed as per method and are reported at the end of the analytical report if assigned on the Chain of Custody.

GZA GeoEnvironmental, Inc.
106 South Street
Hopkinton, MA 01748
(781) 278-4700

A N A L Y T I C A L R E P O R T

GZA GeoEnvironmental, Inc.
380 Harvey Road
Manchester, NH 03103

Jim Wieck

Project Name.: **FNGP**
Project No.: **04.0022996.22**

Date Received: **10/23/2009**
Date Reported: **11/02/2009**
Work Order No.: **0910-00161**

Sample ID: **BRW-1**
Sample Date: **10/22/2009**
Sample No.: **001**

Test Performed	Method	Results	Reporting Limit	Units	Tech	Analysis Date
VOLATILE ORGANICS	EPA 8260				MQS	10/30/2009
Dichlorodifluoromethane	EPA 8260	<2.0	2.0	ug/L	MQS	10/30/2009
Chloromethane	EPA 8260	<2.0	2.0	ug/L	MQS	10/30/2009
Vinyl Chloride	EPA 8260	5.4	1.0	ug/L	MQS	10/30/2009
Bromomethane	EPA 8260	<2.0	2.0	ug/L	MQS	10/30/2009
Chloroethane	EPA 8260	20	1.0	ug/L	MQS	10/30/2009
Trichlorofluoromethane	EPA 8260	<2.0	2.0	ug/L	MQS	10/30/2009
Diethylether	EPA 8260	<5.0	5.0	ug/L	MQS	10/30/2009
Acetone	EPA 8260	120	25	ug/L	MQS	10/30/2009
1,1-Dichloroethene	EPA 8260	<1.0	1.0	ug/L	MQS	10/30/2009
Carbon Disulfide	EPA 8260	<10	10	ug/L	MQS	10/30/2009
Dichloromethane	EPA 8260	<4.0	4.0	ug/L	MQS	10/30/2009
tert-Butyl alcohol (TBA)	EPA 8260	74	25	ug/L	MQS	10/30/2009
Methyl-Tert-Butyl-Ether	EPA 8260	<1.0	1.0	ug/L	MQS	10/30/2009
trans-1,2-Dichloroethene	EPA 8260	<1.0	1.0	ug/L	MQS	10/30/2009
1,1-Dichloroethane	EPA 8260	75	1.0	ug/L	MQS	10/30/2009
Di-isopropyl ether (DIPE)	EPA 8260	<2.0	2.0	ug/L	MQS	10/30/2009
Ethyl tert-butyl ether ETBE	EPA 8260	<2.0	2.0	ug/L	MQS	10/30/2009
2-Butanone	EPA 8260	150	25	ug/L	MQS	10/30/2009
2,2-Dichloropropane	EPA 8260	<1.0	1.0	ug/L	MQS	10/30/2009
cis-1,2-Dichloroethene	EPA 8260	11	1.0	ug/L	MQS	10/30/2009
Chloroform	EPA 8260	<1.0	1.0	ug/L	MQS	10/30/2009
Bromochloromethane	EPA 8260	<1.0	1.0	ug/L	MQS	10/30/2009
Tetrahydrofuran	EPA 8260	410	10	ug/L	MQS	10/30/2009
1,1,1-Trichloroethane	EPA 8260	<1.0	1.0	ug/L	MQS	10/30/2009
1,1-Dichloropropene	EPA 8260	<1.0	1.0	ug/L	MQS	10/30/2009
Carbon Tetrachloride	EPA 8260	<1.0	1.0	ug/L	MQS	10/30/2009
1,2-Dichloroethane	EPA 8260	2.9	1.0	ug/L	MQS	10/30/2009
Benzene	EPA 8260	<1.0	1.0	ug/L	MQS	10/30/2009
tert-Amyl methyl ether TAME	EPA 8260	<2.0	2.0	ug/L	MQS	10/30/2009
Trichloroethene	EPA 8260	<1.0	1.0	ug/L	MQS	10/30/2009
1,2-Dichloropropane	EPA 8260	<1.0	1.0	ug/L	MQS	10/30/2009
Bromodichloromethane	EPA 8260	<1.0	1.0	ug/L	MQS	10/30/2009
Dibromomethane	EPA 8260	<1.0	1.0	ug/L	MQS	10/30/2009
4-Methyl-2-Pentanone	EPA 8260	680	25	ug/L	MQS	10/30/2009

GZA GeoEnvironmental, Inc.
106 South Street
Hopkinton, MA 01748
(781) 278-4700

A N A L Y T I C A L R E P O R T

GZA GeoEnvironmental, Inc.
380 Harvey Road
Manchester, NH 03103

Jim Wieck

Project Name.: **FNGP**
Project No.: **04.0022996.22**

Date Received: **10/23/2009**
Date Reported: **11/02/2009**
Work Order No.: **0910-00161**

Sample ID: **BRW-1**
Sample Date: **10/22/2009**
Sample No.: **001**

Test Performed	Method	Results	Reporting Limit	Units	Tech	Analysis Date
cis-1,3-Dichloropropene	EPA 8260	<1.0	1.0	ug/L	MQS	10/30/2009
Toluene	EPA 8260	150	1.0	ug/L	MQS	10/30/2009
trans-1,3-Dichloropropene	EPA 8260	<2.0	2.0	ug/L	MQS	10/30/2009
1,1,2-Trichloroethane	EPA 8260	<1.0	1.0	ug/L	MQS	10/30/2009
2-Hexanone	EPA 8260	<25	25	ug/L	MQS	10/30/2009
1,3-Dichloropropane	EPA 8260	<1.0	1.0	ug/L	MQS	10/30/2009
Tetrachloroethene	EPA 8260	<1.0	1.0	ug/L	MQS	10/30/2009
Dibromochloromethane	EPA 8260	<1.0	1.0	ug/L	MQS	10/30/2009
1,2-Dibromoethane (EDB)	EPA 8260	<2.0	2.0	ug/L	MQS	10/30/2009
Chlorobenzene	EPA 8260	<1.0	1.0	ug/L	MQS	10/30/2009
1,1,1,2-Tetrachloroethane	EPA 8260	<1.0	1.0	ug/L	MQS	10/30/2009
Ethylbenzene	EPA 8260	19	1.0	ug/L	MQS	10/30/2009
m&p-Xylene	EPA 8260	47	2.0	ug/L	MQS	10/30/2009
o-Xylene	EPA 8260	39	1.0	ug/L	MQS	10/30/2009
Styrene	EPA 8260	<1.0	1.0	ug/L	MQS	10/30/2009
Bromoform	EPA 8260	<2.0	2.0	ug/L	MQS	10/30/2009
Isopropylbenzene	EPA 8260	<1.0	1.0	ug/L	MQS	10/30/2009
1,1,2,2-Tetrachloroethane	EPA 8260	<1.0	1.0	ug/L	MQS	10/30/2009
1,2,3-Trichloropropane	EPA 8260	<1.0	1.0	ug/L	MQS	10/30/2009
Bromobenzene	EPA 8260	<1.0	1.0	ug/L	MQS	10/30/2009
N-Propylbenzene	EPA 8260	<1.0	1.0	ug/L	MQS	10/30/2009
2-Chlorotoluene	EPA 8260	<1.0	1.0	ug/L	MQS	10/30/2009
1,3,5-Trimethylbenzene	EPA 8260	1.0	1.0	ug/L	MQS	10/30/2009
4-Chlorotoluene	EPA 8260	<1.0	1.0	ug/L	MQS	10/30/2009
tert-Butylbenzene	EPA 8260	<1.0	1.0	ug/L	MQS	10/30/2009
1,2,4-Trimethylbenzene	EPA 8260	1.4	1.0	ug/L	MQS	10/30/2009
sec-Butylbenzene	EPA 8260	<1.0	1.0	ug/L	MQS	10/30/2009
p-Isopropyltoluene	EPA 8260	<1.0	1.0	ug/L	MQS	10/30/2009
1,3-Dichlorobenzene	EPA 8260	<1.0	1.0	ug/L	MQS	10/30/2009
1,4-Dichlorobenzene	EPA 8260	<1.0	1.0	ug/L	MQS	10/30/2009
n-Butylbenzene	EPA 8260	<1.0	1.0	ug/L	MQS	10/30/2009
1,2-Dichlorobenzene	EPA 8260	<1.0	1.0	ug/L	MQS	10/30/2009
1,2-Dibromo-3-Chloropropane	EPA 8260	<5.0	5.0	ug/L	MQS	10/30/2009
1,3,5-Trichlorobenzene	EPA 8260	<1.0	1.0	ug/L	MQS	10/30/2009
1,2,4-Trichlorobenzene	EPA 8260	<1.0	1.0	ug/L	MQS	10/30/2009

GZA GeoEnvironmental, Inc.
106 South Street
Hopkinton, MA 01748
(781) 278-4700

A N A L Y T I C A L R E P O R T

GZA GeoEnvironmental, Inc.
380 Harvey Road
Manchester, NH 03103

Jim Wieck

Project Name.: **FNGP**
Project No.: **04.0022996.22**

Date Received: **10/23/2009**
Date Reported: **11/02/2009**
Work Order No.: **0910-00161**

Sample ID: **BRW-1**
Sample Date: **10/22/2009**
Sample No.: **001**

Test Performed	Method	Results	Reporting Limit	Units	Tech	Analysis Date
Hexachlorobutadiene	EPA 8260	<1.0	1.0	ug/L	MQS	10/30/2009
Naphthalene	EPA 8260	<2.0	2.0	ug/L	MQS	10/30/2009
1,2,3-Trichlorobenzene	EPA 8260	<1.0	1.0	ug/L	MQS	10/30/2009
Surrogates:	EPA 8260					
***1,2-Dichloroethane-D4	EPA 8260	98.1	70-130	% R	MQS	10/30/2009
***Toluene-D8	EPA 8260	94.3	70-130	% R	MQS	10/30/2009
***4-Bromofluorobenzene	EPA 8260	94.8	70-130	% R	MQS	10/30/2009
Preparation	EPA 5030B	1.0		CF	MQS	10/29/2009
TOTAL PETROLEUM HYDROCARBON	Mod. EPA 8100				RJD	10/26/2009
Hydrocarbon Content		1200	200	ug/L	RJD	10/26/2009
Surrogate:						
***p-Terphenyl		64.1	40-130	% R	RJD	10/26/2009
Extraction	EPA 3510C	1.0		DF	JKC	10/26/2009
RCRA METALS					LLZ	10/26/2009
Silver	EPA 6010B	<0.0050	0.0050	mg/L	LLZ	10/26/2009
Arsenic	EPA 6010B	0.011	0.010	mg/L	LLZ	10/26/2009
Barium	EPA 6010B	0.18	0.0050	mg/L	LLZ	10/26/2009
Cadmium	EPA 6010B	<0.0050	0.0050	mg/L	LLZ	10/26/2009
Chromium	EPA 6010B	0.0098	0.0050	mg/L	LLZ	10/26/2009
Mercury	EPA 7470A	<0.00040	0.00040	mg/L	GDD	10/29/2009
Lead	EPA 6010B	<0.010	0.010	mg/L	LLZ	10/26/2009
Selenium	EPA 6010B	<0.025	0.025	mg/L	LLZ	10/26/2009
SEMI-VOLATILE ORGANICS	EPA 8270				CMG	10/29/2009
ACID FRACTION:	EPA 8270					
Phenol	EPA 8270	<10	10	ug/L	CMG	10/29/2009
2-Chlorophenol	EPA 8270	<10	10	ug/L	CMG	10/29/2009
2-Methylphenol	EPA 8270	<10	10	ug/L	CMG	10/29/2009
3&4-Methylphenol	EPA 8270	<10	10	ug/L	CMG	10/29/2009
2-Nitrophenol	EPA 8270	<10	10	ug/L	CMG	10/29/2009
2,4-Dimethylphenol	EPA 8270	<10	10	ug/L	CMG	10/29/2009
Benzoic Acid	EPA 8270	<10	10	ug/L	CMG	10/29/2009
2,4-Dichlorophenol	EPA 8270	<10	10	ug/L	CMG	10/29/2009
4-Chloro-3-Methylphenol	EPA 8270	<20	20	ug/L	CMG	10/29/2009
2,4,6-Trichlorophenol	EPA 8270	<10	10	ug/L	CMG	10/29/2009
2,4,5-Trichlorophenol	EPA 8270	<10	10	ug/L	CMG	10/29/2009

GZA GeoEnvironmental, Inc.
106 South Street
Hopkinton, MA 01748
(781) 278-4700

A N A L Y T I C A L R E P O R T

GZA GeoEnvironmental, Inc.
380 Harvey Road
Manchester, NH 03103

Jim Wieck

Project Name.: **FNGP**
Project No.: **04.0022996.22**

Date Received: **10/23/2009**
Date Reported: **11/02/2009**
Work Order No.: **0910-00161**

Sample ID: **BRW-1**
Sample Date: **10/22/2009**
Sample No.: **001**

Test Performed	Method	Results	Reporting Limit	Units	Tech	Analysis Date
2,4-Dinitrophenol	EPA 8270	<100	100	ug/L	CMG	10/29/2009
4-Nitrophenol	EPA 8270	<50	50	ug/L	CMG	10/29/2009
4,6-Dinitro-2-Methylphenol	EPA 8270	<50	50	ug/L	CMG	10/29/2009
Pentachlorophenol	EPA 8270	<50	50	ug/L	CMG	10/29/2009
BASE-NEUTRAL FRACTION:						
n-Nitrosodimethylamine	EPA 8270	<10	10	ug/L	CMG	10/29/2009
bis(2-Chloroethyl)Ether	EPA 8270	<10	10	ug/L	CMG	10/29/2009
1,3-Dichlorobenzene	EPA 8270	<10	10	ug/L	CMG	10/29/2009
1,4-Dichlorobenzene	EPA 8270	<10	10	ug/L	CMG	10/29/2009
Benzyl Alcohol	EPA 8270	<20	20	ug/L	CMG	10/29/2009
1,2-Dichlorobenzene	EPA 8270	<10	10	ug/L	CMG	10/29/2009
bis(2-Chloroisopropyl)Ether	EPA 8270	<10	10	ug/L	CMG	10/29/2009
n-Nitrosodi-n-Propylamine	EPA 8270	<10	10	ug/L	CMG	10/29/2009
Hexachloroethane	EPA 8270	<10	10	ug/L	CMG	10/29/2009
Nitrobenzene	EPA 8270	<10	10	ug/L	CMG	10/29/2009
Isophorone	EPA 8270	<10	10	ug/L	CMG	10/29/2009
bis(2-Chloroethoxy)Methane	EPA 8270	<10	10	ug/L	CMG	10/29/2009
1,2,4-Trichlorobenzene	EPA 8270	<10	10	ug/L	CMG	10/29/2009
Naphthalene	EPA 8270	<2.0	2.0	ug/L	CMG	10/29/2009
4-Chloroaniline	EPA 8270	<20	20	ug/L	CMG	10/29/2009
Hexachlorobutadiene	EPA 8270	<10	10	ug/L	CMG	10/29/2009
2-Methylnaphthalene	EPA 8270	<2.0	2.0	ug/L	CMG	10/29/2009
Hexachlorocyclopentadiene	EPA 8270	<50	50	ug/L	CMG	10/29/2009
2-Chloronaphthalene	EPA 8270	<10	10	ug/L	CMG	10/29/2009
2-Nitroaniline	EPA 8270	<50	50	ug/L	CMG	10/29/2009
Dimethylphthalate	EPA 8270	<10	10	ug/L	CMG	10/29/2009
Acenaphthylene	EPA 8270	<2.0	2.0	ug/L	CMG	10/29/2009
2,6-Dinitrotoluene	EPA 8270	<10	10	ug/L	CMG	10/29/2009
3-Nitroaniline	EPA 8270	<50	50	ug/L	CMG	10/29/2009
Acenaphthene	EPA 8270	<2.0	2.0	ug/L	CMG	10/29/2009
Dibenzofuran	EPA 8270	<10	10	ug/L	CMG	10/29/2009
2,4-Dinitrotoluene	EPA 8270	<10	10	ug/L	CMG	10/29/2009
Diethylphthalate	EPA 8270	<10	10	ug/L	CMG	10/29/2009
Fluorene	EPA 8270	<2.0	2.0	ug/L	CMG	10/29/2009
4-Chlorophenyl Phenyl Ether	EPA 8270	<10	10	ug/L	CMG	10/29/2009

GZA GeoEnvironmental, Inc.
106 South Street
Hopkinton, MA 01748
(781) 278-4700

A N A L Y T I C A L R E P O R T

GZA GeoEnvironmental, Inc.
380 Harvey Road
Manchester, NH 03103

Jim Wieck

Project Name.: **FNGP**
Project No.: **04.0022996.22**

Date Received: **10/23/2009**
Date Reported: **11/02/2009**
Work Order No.: **0910-00161**

Sample ID: **BRW-1**
Sample Date: **10/22/2009**
Sample No.: **001**

Test Performed	Method	Results		Reporting Limit	Units	Tech	Analysis Date
4-Nitroaniline	EPA 8270	<20		20	ug/L	CMG	10/29/2009
n-Nitrosodiphenylamine	EPA 8270	<10		10	ug/L	CMG	10/29/2009
4-Bromophenyl Phenyl Ether	EPA 8270	<10		10	ug/L	CMG	10/29/2009
Hexachlorobenzene	EPA 8270	<10		10	ug/L	CMG	10/29/2009
Phenanthrene	EPA 8270	<2.0		2.0	ug/L	CMG	10/29/2009
Anthracene	EPA 8270	<2.0		2.0	ug/L	CMG	10/29/2009
Carbazole	EPA 8270	<10		10	ug/L	CMG	10/29/2009
di-n-Butylphthalate	EPA 8270	<15		15	ug/L	CMG	10/29/2009
Fluoranthene	EPA 8270	<2.0		2.0	ug/L	CMG	10/29/2009
Pyrene	EPA 8270	<2.0		2.0	ug/L	CMG	10/29/2009
Butylbenzylphthalate	EPA 8270	<10		10	ug/L	CMG	10/29/2009
Benzo [a] Anthracene	EPA 8270	<2.0		2.0	ug/L	CMG	10/29/2009
3,3'-Dichlorobenzidine	EPA 8270	<20		20	ug/L	CMG	10/29/2009
Chrysene	EPA 8270	<2.0		2.0	ug/L	CMG	10/29/2009
bis(2-Ethylhexyl)Phthalate	EPA 8270	<10		10	ug/L	CMG	10/29/2009
di-n-Octylphthalate	EPA 8270	<10		10	ug/L	CMG	10/29/2009
Benzo [b] Fluoranthene	EPA 8270	<2.0		2.0	ug/L	CMG	10/29/2009
Benzo [k] Fluoranthene	EPA 8270	<2.0		2.0	ug/L	CMG	10/29/2009
Benzo [a] Pyrene	EPA 8270	<2.0		2.0	ug/L	CMG	10/29/2009
Indeno [1,2,3-cd] Pyrene	EPA 8270	<2.0		2.0	ug/L	CMG	10/29/2009
Dibenzo [a,h] Anthracene	EPA 8270	<2.0		2.0	ug/L	CMG	10/29/2009
Benzo [g,h,i] Perylene	EPA 8270	<2.0		2.0	ug/L	CMG	10/29/2009
Surrogates:	EPA 8270						
***2-Fluorophenol	EPA 8270	15.8		15-110	% R	CMG	10/29/2009
***2-Chlorophenol-D4	EPA 8270	25.1		15-110	% R	CMG	10/29/2009
***Nitrobenzene-D5	EPA 8270	22.9	*	30-130	% R	CMG	10/29/2009
***2-Fluorobiphenyl	EPA 8270	22.4	*	30-130	% R	CMG	10/29/2009
***2,4,6-Tribromophenol	EPA 8270	24.5		15-110	% R	CMG	10/29/2009
***P-Terphenyl-D14	EPA 8270	26.7	*	39-120	% R	CMG	10/29/2009
Extraction	EPA 3510C	1.0			DF	KEF	10/29/2009
SUBCONTRACTED ANALYTES							

GZA GeoEnvironmental, Inc.
106 South Street
Hopkinton, MA 01748
(781) 278-4700

A N A L Y T I C A L R E P O R T

GZA GeoEnvironmental, Inc.
380 Harvey Road
Manchester, NH 03103

Jim Wieck

Project Name.: **FNGP**
Project No.: **04.0022996.22**

Date Received: **10/23/2009**
Date Reported: **11/02/2009**
Work Order No.: **0910-00161**

Sample ID: **BRW-2**
Sample Date: **10/22/2009**
Sample No.: **002**

Test Performed	Method	Results	Reporting Limit	Units	Tech	Analysis Date
VOLATILE ORGANICS	EPA 8260				MQS	10/30/2009
Dichlorodifluoromethane	EPA 8260	<5.0	5.0	ug/L	MQS	10/30/2009
Chloromethane	EPA 8260	<5.0	5.0	ug/L	MQS	10/30/2009
Vinyl Chloride	EPA 8260	91	2.5	ug/L	MQS	10/30/2009
Bromomethane	EPA 8260	<5.0	5.0	ug/L	MQS	10/30/2009
Chloroethane	EPA 8260	31	2.5	ug/L	MQS	10/30/2009
Trichlorofluoromethane	EPA 8260	<5.0	5.0	ug/L	MQS	10/30/2009
Diethylether	EPA 8260	<13	13	ug/L	MQS	10/30/2009
Acetone	EPA 8260	<63	63	ug/L	MQS	10/30/2009
1,1-Dichloroethene	EPA 8260	<2.5	2.5	ug/L	MQS	10/30/2009
Carbon Disulfide	EPA 8260	<25	25	ug/L	MQS	10/30/2009
Dichloromethane	EPA 8260	<10	10	ug/L	MQS	10/30/2009
tert-Butyl alcohol (TBA)	EPA 8260	<63	63	ug/L	MQS	10/30/2009
Methyl-Tert-Butyl-Ether	EPA 8260	<2.5	2.5	ug/L	MQS	10/30/2009
trans-1,2-Dichloroethene	EPA 8260	4.1	2.5	ug/L	MQS	10/30/2009
1,1-Dichloroethane	EPA 8260	150	2.5	ug/L	MQS	10/30/2009
Di-isopropyl ether (DIPE)	EPA 8260	<5.0	5.0	ug/L	MQS	10/30/2009
Ethyl tert-butyl ether ETBE	EPA 8260	<5.0	5.0	ug/L	MQS	10/30/2009
2-Butanone	EPA 8260	<63	63	ug/L	MQS	10/30/2009
2,2-Dichloropropane	EPA 8260	<2.5	2.5	ug/L	MQS	10/30/2009
cis-1,2-Dichloroethene	EPA 8260	6.8	2.5	ug/L	MQS	10/30/2009
Chloroform	EPA 8260	<2.5	2.5	ug/L	MQS	10/30/2009
Bromochloromethane	EPA 8260	<2.5	2.5	ug/L	MQS	10/30/2009
Tetrahydrofuran	EPA 8260	51	25	ug/L	MQS	10/30/2009
1,1,1-Trichloroethane	EPA 8260	<2.5	2.5	ug/L	MQS	10/30/2009
1,1-Dichloropropene	EPA 8260	<2.5	2.5	ug/L	MQS	10/30/2009
Carbon Tetrachloride	EPA 8260	<2.5	2.5	ug/L	MQS	10/30/2009
1,2-Dichloroethane	EPA 8260	16	2.5	ug/L	MQS	10/30/2009
Benzene	EPA 8260	<2.5	2.5	ug/L	MQS	10/30/2009
tert-Amyl methyl ether TAME	EPA 8260	<5.0	5.0	ug/L	MQS	10/30/2009
Trichloroethene	EPA 8260	<2.5	2.5	ug/L	MQS	10/30/2009
1,2-Dichloropropane	EPA 8260	<2.5	2.5	ug/L	MQS	10/30/2009
Bromodichloromethane	EPA 8260	<2.5	2.5	ug/L	MQS	10/30/2009
Dibromomethane	EPA 8260	<2.5	2.5	ug/L	MQS	10/30/2009
4-Methyl-2-Pentanone	EPA 8260	<63	63	ug/L	MQS	10/30/2009

GZA GeoEnvironmental, Inc.
106 South Street
Hopkinton, MA 01748
(781) 278-4700

A N A L Y T I C A L R E P O R T

GZA GeoEnvironmental, Inc.
380 Harvey Road
Manchester, NH 03103

Jim Wieck

Project Name.: **FNGP**
Project No.: **04.0022996.22**

Date Received: **10/23/2009**
Date Reported: **11/02/2009**
Work Order No.: **0910-00161**

Sample ID: **BRW-2**
Sample Date: **10/22/2009**
Sample No.: **002**

Test Performed	Method	Results	Reporting Limit	Units	Tech	Analysis Date
cis-1,3-Dichloropropene	EPA 8260	<2.5	2.5	ug/L	MQS	10/30/2009
Toluene	EPA 8260	450	2.5	ug/L	MQS	10/30/2009
trans-1,3-Dichloropropene	EPA 8260	<5.0	5.0	ug/L	MQS	10/30/2009
1,1,2-Trichloroethane	EPA 8260	<2.5	2.5	ug/L	MQS	10/30/2009
2-Hexanone	EPA 8260	<63	63	ug/L	MQS	10/30/2009
1,3-Dichloropropane	EPA 8260	<2.5	2.5	ug/L	MQS	10/30/2009
Tetrachloroethene	EPA 8260	<2.5	2.5	ug/L	MQS	10/30/2009
Dibromochloromethane	EPA 8260	<2.5	2.5	ug/L	MQS	10/30/2009
1,2-Dibromoethane (EDB)	EPA 8260	<5.0	5.0	ug/L	MQS	10/30/2009
Chlorobenzene	EPA 8260	<2.5	2.5	ug/L	MQS	10/30/2009
1,1,1,2-Tetrachloroethane	EPA 8260	<2.5	2.5	ug/L	MQS	10/30/2009
Ethylbenzene	EPA 8260	75	2.5	ug/L	MQS	10/30/2009
m&p-Xylene	EPA 8260	260	5.0	ug/L	MQS	10/30/2009
o-Xylene	EPA 8260	210	2.5	ug/L	MQS	10/30/2009
Styrene	EPA 8260	<2.5	2.5	ug/L	MQS	10/30/2009
Bromoform	EPA 8260	<5.0	5.0	ug/L	MQS	10/30/2009
Isopropylbenzene	EPA 8260	<2.5	2.5	ug/L	MQS	10/30/2009
1,1,2,2-Tetrachloroethane	EPA 8260	<2.5	2.5	ug/L	MQS	10/30/2009
1,2,3-Trichloropropane	EPA 8260	<2.5	2.5	ug/L	MQS	10/30/2009
Bromobenzene	EPA 8260	<2.5	2.5	ug/L	MQS	10/30/2009
N-Propylbenzene	EPA 8260	<2.5	2.5	ug/L	MQS	10/30/2009
2-Chlorotoluene	EPA 8260	<2.5	2.5	ug/L	MQS	10/30/2009
1,3,5-Trimethylbenzene	EPA 8260	<2.5	2.5	ug/L	MQS	10/30/2009
4-Chlorotoluene	EPA 8260	<2.5	2.5	ug/L	MQS	10/30/2009
tert-Butylbenzene	EPA 8260	<2.5	2.5	ug/L	MQS	10/30/2009
1,2,4-Trimethylbenzene	EPA 8260	<2.5	2.5	ug/L	MQS	10/30/2009
sec-Butylbenzene	EPA 8260	<2.5	2.5	ug/L	MQS	10/30/2009
p-Isopropyltoluene	EPA 8260	<2.5	2.5	ug/L	MQS	10/30/2009
1,3-Dichlorobenzene	EPA 8260	<2.5	2.5	ug/L	MQS	10/30/2009
1,4-Dichlorobenzene	EPA 8260	<2.5	2.5	ug/L	MQS	10/30/2009
n-Butylbenzene	EPA 8260	<2.5	2.5	ug/L	MQS	10/30/2009
1,2-Dichlorobenzene	EPA 8260	<2.5	2.5	ug/L	MQS	10/30/2009
1,2-Dibromo-3-Chloropropane	EPA 8260	<13	13	ug/L	MQS	10/30/2009
1,3,5-Trichlorobenzene	EPA 8260	<2.5	2.5	ug/L	MQS	10/30/2009
1,2,4-Trichlorobenzene	EPA 8260	<2.5	2.5	ug/L	MQS	10/30/2009

GZA GeoEnvironmental, Inc.
106 South Street
Hopkinton, MA 01748
(781) 278-4700

A N A L Y T I C A L R E P O R T

GZA GeoEnvironmental, Inc.
380 Harvey Road
Manchester, NH 03103

Jim Wieck

Project Name.: **FNGP**
Project No.: **04.0022996.22**

Date Received: **10/23/2009**
Date Reported: **11/02/2009**
Work Order No.: **0910-00161**

Sample ID: **BRW-2**
Sample Date: **10/22/2009**
Sample No.: **002**

Test Performed	Method	Results	Reporting Limit	Units	Tech	Analysis Date
Hexachlorobutadiene	EPA 8260	<2.5	2.5	ug/L	MQS	10/30/2009
Naphthalene	EPA 8260	<5.0	5.0	ug/L	MQS	10/30/2009
1,2,3-Trichlorobenzene	EPA 8260	<2.5	2.5	ug/L	MQS	10/30/2009
Surrogates:	EPA 8260					
***1,2-Dichloroethane-D4	EPA 8260	97.2	70-130	% R	MQS	10/30/2009
***Toluene-D8	EPA 8260	95.8	70-130	% R	MQS	10/30/2009
***4-Bromofluorobenzene	EPA 8260	95.6	70-130	% R	MQS	10/30/2009
Preparation	EPA 5030B	2.5		CF	MQS	10/29/2009
TOTAL PETROLEUM HYDROCARBON	Mod. EPA 8100				RJD	10/26/2009
Hydrocarbon Content		750	200	ug/L	RJD	10/26/2009
Surrogate:						
***p-Terphenyl		58.2	40-130	% R	RJD	10/26/2009
Extraction	EPA 3510C	1.0		DF	JKC	10/26/2009
RCRA METALS					LLZ	10/26/2009
Silver	EPA 6010B	<0.0050	0.0050	mg/L	LLZ	10/26/2009
Arsenic	EPA 6010B	<0.010	0.010	mg/L	LLZ	10/26/2009
Barium	EPA 6010B	0.14	0.0050	mg/L	LLZ	10/26/2009
Cadmium	EPA 6010B	<0.0050	0.0050	mg/L	LLZ	10/26/2009
Chromium	EPA 6010B	0.0057	0.0050	mg/L	LLZ	10/26/2009
Mercury	EPA 7470A	<0.00040	0.00040	mg/L	GDD	10/29/2009
Lead	EPA 6010B	<0.010	0.010	mg/L	LLZ	10/26/2009
Selenium	EPA 6010B	<0.025	0.025	mg/L	LLZ	10/26/2009
SEMI-VOLATILE ORGANICS	EPA 8270				CMG	10/29/2009
ACID FRACTION:	EPA 8270					
Phenol	EPA 8270	<10	10	ug/L	CMG	10/29/2009
2-Chlorophenol	EPA 8270	<10	10	ug/L	CMG	10/29/2009
2-Methylphenol	EPA 8270	<10	10	ug/L	CMG	10/29/2009
3&4-Methylphenol	EPA 8270	<10	10	ug/L	CMG	10/29/2009
2-Nitrophenol	EPA 8270	<10	10	ug/L	CMG	10/29/2009
2,4-Dimethylphenol	EPA 8270	<10	10	ug/L	CMG	10/29/2009
Benzoic Acid	EPA 8270	<10	10	ug/L	CMG	10/29/2009
2,4-Dichlorophenol	EPA 8270	<10	10	ug/L	CMG	10/29/2009
4-Chloro-3-Methylphenol	EPA 8270	<20	20	ug/L	CMG	10/29/2009
2,4,6-Trichlorophenol	EPA 8270	<10	10	ug/L	CMG	10/29/2009
2,4,5-Trichlorophenol	EPA 8270	<10	10	ug/L	CMG	10/29/2009

GZA GeoEnvironmental, Inc.
106 South Street
Hopkinton, MA 01748
(781) 278-4700

A N A L Y T I C A L R E P O R T

GZA GeoEnvironmental, Inc.
380 Harvey Road
Manchester, NH 03103

Jim Wieck

Project Name.: **FNGP**
Project No.: **04.0022996.22**

Date Received: **10/23/2009**
Date Reported: **11/02/2009**
Work Order No.: **0910-00161**

Sample ID: **BRW-2**
Sample Date: **10/22/2009**
Sample No.: **002**

Test Performed	Method	Results	Reporting Limit	Units	Tech	Analysis Date
2,4-Dinitrophenol	EPA 8270	<100	100	ug/L	CMG	10/29/2009
4-Nitrophenol	EPA 8270	<50	50	ug/L	CMG	10/29/2009
4,6-Dinitro-2-Methylphenol	EPA 8270	<50	50	ug/L	CMG	10/29/2009
Pentachlorophenol	EPA 8270	<50	50	ug/L	CMG	10/29/2009
BASE-NEUTRAL FRACTION:						
n-Nitrosodimethylamine	EPA 8270	<10	10	ug/L	CMG	10/29/2009
bis(2-Chloroethyl)Ether	EPA 8270	<10	10	ug/L	CMG	10/29/2009
1,3-Dichlorobenzene	EPA 8270	<10	10	ug/L	CMG	10/29/2009
1,4-Dichlorobenzene	EPA 8270	<10	10	ug/L	CMG	10/29/2009
Benzyl Alcohol	EPA 8270	<20	20	ug/L	CMG	10/29/2009
1,2-Dichlorobenzene	EPA 8270	<10	10	ug/L	CMG	10/29/2009
bis(2-Chloroisopropyl)Ether	EPA 8270	<10	10	ug/L	CMG	10/29/2009
n-Nitrosodi-n-Propylamine	EPA 8270	<10	10	ug/L	CMG	10/29/2009
Hexachloroethane	EPA 8270	<10	10	ug/L	CMG	10/29/2009
Nitrobenzene	EPA 8270	<10	10	ug/L	CMG	10/29/2009
Isophorone	EPA 8270	<10	10	ug/L	CMG	10/29/2009
bis(2-Chloroethoxy)Methane	EPA 8270	<10	10	ug/L	CMG	10/29/2009
1,2,4-Trichlorobenzene	EPA 8270	<10	10	ug/L	CMG	10/29/2009
Naphthalene	EPA 8270	<2.0	2.0	ug/L	CMG	10/29/2009
4-Chloroaniline	EPA 8270	<20	20	ug/L	CMG	10/29/2009
Hexachlorobutadiene	EPA 8270	<10	10	ug/L	CMG	10/29/2009
2-Methylnaphthalene	EPA 8270	<2.0	2.0	ug/L	CMG	10/29/2009
Hexachlorocyclopentadiene	EPA 8270	<50	50	ug/L	CMG	10/29/2009
2-Chloronaphthalene	EPA 8270	<10	10	ug/L	CMG	10/29/2009
2-Nitroaniline	EPA 8270	<50	50	ug/L	CMG	10/29/2009
Dimethylphthalate	EPA 8270	<10	10	ug/L	CMG	10/29/2009
Acenaphthylene	EPA 8270	<2.0	2.0	ug/L	CMG	10/29/2009
2,6-Dinitrotoluene	EPA 8270	<10	10	ug/L	CMG	10/29/2009
3-Nitroaniline	EPA 8270	<50	50	ug/L	CMG	10/29/2009
Acenaphthene	EPA 8270	<2.0	2.0	ug/L	CMG	10/29/2009
Dibenzofuran	EPA 8270	<10	10	ug/L	CMG	10/29/2009
2,4-Dinitrotoluene	EPA 8270	<10	10	ug/L	CMG	10/29/2009
Diethylphthalate	EPA 8270	<10	10	ug/L	CMG	10/29/2009
Fluorene	EPA 8270	<2.0	2.0	ug/L	CMG	10/29/2009
4-Chlorophenyl Phenyl Ether	EPA 8270	<10	10	ug/L	CMG	10/29/2009

GZA GeoEnvironmental, Inc.
106 South Street
Hopkinton, MA 01748
(781) 278-4700

A N A L Y T I C A L R E P O R T

GZA GeoEnvironmental, Inc.
380 Harvey Road
Manchester, NH 03103

Jim Wieck

Project Name.: **FNGP**
Project No.: **04.0022996.22**

Date Received: **10/23/2009**
Date Reported: **11/02/2009**
Work Order No.: **0910-00161**

Sample ID: **BRW-2**
Sample Date: **10/22/2009**
Sample No.: **002**

Test Performed	Method	Results	Reporting Limit	Units	Tech	Analysis Date
4-Nitroaniline	EPA 8270	<20	20	ug/L	CMG	10/29/2009
n-Nitrosodiphenylamine	EPA 8270	<10	10	ug/L	CMG	10/29/2009
4-Bromophenyl Phenyl Ether	EPA 8270	<10	10	ug/L	CMG	10/29/2009
Hexachlorobenzene	EPA 8270	<10	10	ug/L	CMG	10/29/2009
Phenanthrene	EPA 8270	<2.0	2.0	ug/L	CMG	10/29/2009
Anthracene	EPA 8270	<2.0	2.0	ug/L	CMG	10/29/2009
Carbazole	EPA 8270	<10	10	ug/L	CMG	10/29/2009
di-n-Butylphthalate	EPA 8270	<15	15	ug/L	CMG	10/29/2009
Fluoranthene	EPA 8270	<2.0	2.0	ug/L	CMG	10/29/2009
Pyrene	EPA 8270	<2.0	2.0	ug/L	CMG	10/29/2009
Butylbenzylphthalate	EPA 8270	<10	10	ug/L	CMG	10/29/2009
Benzo [a] Anthracene	EPA 8270	<2.0	2.0	ug/L	CMG	10/29/2009
3,3'-Dichlorobenzidine	EPA 8270	<20	20	ug/L	CMG	10/29/2009
Chrysene	EPA 8270	<2.0	2.0	ug/L	CMG	10/29/2009
bis(2-Ethylhexyl)Phthalate	EPA 8270	48	10	ug/L	CMG	10/29/2009
di-n-Octylphthalate	EPA 8270	<10	10	ug/L	CMG	10/29/2009
Benzo [b] Fluoranthene	EPA 8270	<2.0	2.0	ug/L	CMG	10/29/2009
Benzo [k] Fluoranthene	EPA 8270	<2.0	2.0	ug/L	CMG	10/29/2009
Benzo [a] Pyrene	EPA 8270	<2.0	2.0	ug/L	CMG	10/29/2009
Indeno [1,2,3-cd] Pyrene	EPA 8270	<2.0	2.0	ug/L	CMG	10/29/2009
Dibenzo [a,h] Anthracene	EPA 8270	<2.0	2.0	ug/L	CMG	10/29/2009
Benzo [g,h,i] Perylene	EPA 8270	<2.0	2.0	ug/L	CMG	10/29/2009
Surrogates:	EPA 8270					
***2-Fluorophenol	EPA 8270	24.7	15-110	% R	CMG	10/29/2009
***Phenol-D6	EPA 8270	20.5	15-110	% R	CMG	10/29/2009
***Nitrobenzene-D5	EPA 8270	33.5	30-130	% R	CMG	10/29/2009
***2-Fluorobiphenyl	EPA 8270	32.5	30-130	% R	CMG	10/29/2009
***2,4,6-Tribromophenol	EPA 8270	42.2	15-110	% R	CMG	10/29/2009
***P-Terphenyl-D14	EPA 8270	44.9	39-120	% R	CMG	10/29/2009
Extraction	EPA 3510C	1.0		DF	KEF	10/29/2009
SUBCONTRACTED ANALYTES						

GZA GeoEnvironmental, Inc.
106 South Street
Hopkinton, MA 01748
(781) 278-4700

A N A L Y T I C A L R E P O R T

GZA GeoEnvironmental, Inc.
380 Harvey Road
Manchester, NH 03103

Jim Wieck

Project Name.: **FNGP**
Project No.: **04.0022996.22**

Date Received: **10/23/2009**
Date Reported: **11/02/2009**
Work Order No.: **0910-00161**

Sample ID: **BRW-3**
Sample Date: **10/22/2009**
Sample No.: **003**

Test Performed	Method	Results	Reporting Limit	Units	Tech	Analysis Date
VOLATILE ORGANICS	EPA 8260				MQS	10/30/2009
Dichlorodifluoromethane	EPA 8260	<2.0	2.0	ug/L	MQS	10/30/2009
Chloromethane	EPA 8260	<2.0	2.0	ug/L	MQS	10/30/2009
Vinyl Chloride	EPA 8260	<1.0	1.0	ug/L	MQS	10/30/2009
Bromomethane	EPA 8260	<2.0	2.0	ug/L	MQS	10/30/2009
Chloroethane	EPA 8260	14	1.0	ug/L	MQS	10/30/2009
Trichlorofluoromethane	EPA 8260	<2.0	2.0	ug/L	MQS	10/30/2009
Diethylether	EPA 8260	<5.0	5.0	ug/L	MQS	10/30/2009
Acetone	EPA 8260	37	25	ug/L	MQS	10/30/2009
1,1-Dichloroethene	EPA 8260	<1.0	1.0	ug/L	MQS	10/30/2009
Carbon Disulfide	EPA 8260	<10	10	ug/L	MQS	10/30/2009
Dichloromethane	EPA 8260	<4.0	4.0	ug/L	MQS	10/30/2009
tert-Butyl alcohol (TBA)	EPA 8260	220	25	ug/L	MQS	10/30/2009
Methyl-Tert-Butyl-Ether	EPA 8260	<1.0	1.0	ug/L	MQS	10/30/2009
trans-1,2-Dichloroethene	EPA 8260	<1.0	1.0	ug/L	MQS	10/30/2009
1,1-Dichloroethane	EPA 8260	9.9	1.0	ug/L	MQS	10/30/2009
Di-isopropyl ether (DIPE)	EPA 8260	<2.0	2.0	ug/L	MQS	10/30/2009
Ethyl tert-butyl ether ETBE	EPA 8260	<2.0	2.0	ug/L	MQS	10/30/2009
2-Butanone	EPA 8260	52	25	ug/L	MQS	10/30/2009
2,2-Dichloropropane	EPA 8260	<1.0	1.0	ug/L	MQS	10/30/2009
cis-1,2-Dichloroethene	EPA 8260	2.1	1.0	ug/L	MQS	10/30/2009
Chloroform	EPA 8260	<1.0	1.0	ug/L	MQS	10/30/2009
Bromochloromethane	EPA 8260	<1.0	1.0	ug/L	MQS	10/30/2009
Tetrahydrofuran	EPA 8260	730	10	ug/L	MQS	10/30/2009
1,1,1-Trichloroethane	EPA 8260	<1.0	1.0	ug/L	MQS	10/30/2009
1,1-Dichloropropene	EPA 8260	<1.0	1.0	ug/L	MQS	10/30/2009
Carbon Tetrachloride	EPA 8260	<1.0	1.0	ug/L	MQS	10/30/2009
1,2-Dichloroethane	EPA 8260	5.0	1.0	ug/L	MQS	10/30/2009
Benzene	EPA 8260	<1.0	1.0	ug/L	MQS	10/30/2009
tert-Amyl methyl ether TAME	EPA 8260	<2.0	2.0	ug/L	MQS	10/30/2009
Trichloroethene	EPA 8260	<1.0	1.0	ug/L	MQS	10/30/2009
1,2-Dichloropropane	EPA 8260	<1.0	1.0	ug/L	MQS	10/30/2009
Bromodichloromethane	EPA 8260	<1.0	1.0	ug/L	MQS	10/30/2009
Dibromomethane	EPA 8260	<1.0	1.0	ug/L	MQS	10/30/2009
4-Methyl-2-Pentanone	EPA 8260	33	25	ug/L	MQS	10/30/2009

GZA GeoEnvironmental, Inc.
106 South Street
Hopkinton, MA 01748
(781) 278-4700

A N A L Y T I C A L R E P O R T

GZA GeoEnvironmental, Inc.
380 Harvey Road
Manchester, NH 03103

Jim Wieck

Project Name.: **FNGP**
Project No.: **04.0022996.22**

Date Received: **10/23/2009**
Date Reported: **11/02/2009**
Work Order No.: **0910-00161**

Sample ID: **BRW-3**
Sample Date: **10/22/2009**
Sample No.: **003**

Test Performed	Method	Results	Reporting Limit	Units	Tech	Analysis Date
cis-1,3-Dichloropropene	EPA 8260	<1.0	1.0	ug/L	MQS	10/30/2009
Toluene	EPA 8260	160	1.0	ug/L	MQS	10/30/2009
trans-1,3-Dichloropropene	EPA 8260	<2.0	2.0	ug/L	MQS	10/30/2009
1,1,2-Trichloroethane	EPA 8260	<1.0	1.0	ug/L	MQS	10/30/2009
2-Hexanone	EPA 8260	<25	25	ug/L	MQS	10/30/2009
1,3-Dichloropropane	EPA 8260	<1.0	1.0	ug/L	MQS	10/30/2009
Tetrachloroethene	EPA 8260	<1.0	1.0	ug/L	MQS	10/30/2009
Dibromochloromethane	EPA 8260	<1.0	1.0	ug/L	MQS	10/30/2009
1,2-Dibromoethane (EDB)	EPA 8260	<2.0	2.0	ug/L	MQS	10/30/2009
Chlorobenzene	EPA 8260	2.9	1.0	ug/L	MQS	10/30/2009
1,1,1,2-Tetrachloroethane	EPA 8260	<1.0	1.0	ug/L	MQS	10/30/2009
Ethylbenzene	EPA 8260	20	1.0	ug/L	MQS	10/30/2009
m&p-Xylene	EPA 8260	48	2.0	ug/L	MQS	10/30/2009
o-Xylene	EPA 8260	52	1.0	ug/L	MQS	10/30/2009
Styrene	EPA 8260	<1.0	1.0	ug/L	MQS	10/30/2009
Bromoform	EPA 8260	<2.0	2.0	ug/L	MQS	10/30/2009
Isopropylbenzene	EPA 8260	1.5	1.0	ug/L	MQS	10/30/2009
1,1,2,2-Tetrachloroethane	EPA 8260	<1.0	1.0	ug/L	MQS	10/30/2009
1,2,3-Trichloropropane	EPA 8260	<1.0	1.0	ug/L	MQS	10/30/2009
Bromobenzene	EPA 8260	<1.0	1.0	ug/L	MQS	10/30/2009
N-Propylbenzene	EPA 8260	<1.0	1.0	ug/L	MQS	10/30/2009
2-Chlorotoluene	EPA 8260	<1.0	1.0	ug/L	MQS	10/30/2009
1,3,5-Trimethylbenzene	EPA 8260	<1.0	1.0	ug/L	MQS	10/30/2009
4-Chlorotoluene	EPA 8260	<1.0	1.0	ug/L	MQS	10/30/2009
tert-Butylbenzene	EPA 8260	<1.0	1.0	ug/L	MQS	10/30/2009
1,2,4-Trimethylbenzene	EPA 8260	2.0	1.0	ug/L	MQS	10/30/2009
sec-Butylbenzene	EPA 8260	<1.0	1.0	ug/L	MQS	10/30/2009
p-Isopropyltoluene	EPA 8260	<1.0	1.0	ug/L	MQS	10/30/2009
1,3-Dichlorobenzene	EPA 8260	<1.0	1.0	ug/L	MQS	10/30/2009
1,4-Dichlorobenzene	EPA 8260	<1.0	1.0	ug/L	MQS	10/30/2009
n-Butylbenzene	EPA 8260	<1.0	1.0	ug/L	MQS	10/30/2009
1,2-Dichlorobenzene	EPA 8260	2.7	1.0	ug/L	MQS	10/30/2009
1,2-Dibromo-3-Chloropropane	EPA 8260	<5.0	5.0	ug/L	MQS	10/30/2009
1,3,5-Trichlorobenzene	EPA 8260	<1.0	1.0	ug/L	MQS	10/30/2009
1,2,4-Trichlorobenzene	EPA 8260	<1.0	1.0	ug/L	MQS	10/30/2009

GZA GeoEnvironmental, Inc.
106 South Street
Hopkinton, MA 01748
(781) 278-4700

A N A L Y T I C A L R E P O R T

GZA GeoEnvironmental, Inc.
380 Harvey Road
Manchester, NH 03103

Jim Wieck

Project Name.: **FNGP**
Project No.: **04.0022996.22**

Date Received: **10/23/2009**
Date Reported: **11/02/2009**
Work Order No.: **0910-00161**

Sample ID: **BRW-3**
Sample Date: **10/22/2009**
Sample No.: **003**

Test Performed	Method	Results	Reporting Limit	Units	Tech	Analysis Date
Hexachlorobutadiene	EPA 8260	<1.0	1.0	ug/L	MQS	10/30/2009
Naphthalene	EPA 8260	<2.0	2.0	ug/L	MQS	10/30/2009
1,2,3-Trichlorobenzene	EPA 8260	<1.0	1.0	ug/L	MQS	10/30/2009
Surrogates:	EPA 8260					
***1,2-Dichloroethane-D4	EPA 8260	96.3	70-130	% R	MQS	10/30/2009
***Toluene-D8	EPA 8260	95.4	70-130	% R	MQS	10/30/2009
***4-Bromofluorobenzene	EPA 8260	94.1	70-130	% R	MQS	10/30/2009
Preparation	EPA 5030B	1.0		CF	MQS	10/29/2009
TOTAL PETROLEUM HYDROCARBON	Mod. EPA 8100				RJD	10/26/2009
Hydrocarbon Content		2200	200	ug/L	RJD	10/26/2009
Surrogate:						
***p-Terphenyl		80.8	40-130	% R	RJD	10/26/2009
Extraction	EPA 3510C	1.0		DF	JKC	10/26/2009
RCRA METALS					LLZ	10/26/2009
Silver	EPA 6010B	<0.0050	0.0050	mg/L	LLZ	10/26/2009
Arsenic	EPA 6010B	0.017	0.010	mg/L	LLZ	10/26/2009
Barium	EPA 6010B	0.14	0.0050	mg/L	LLZ	10/26/2009
Cadmium	EPA 6010B	<0.0050	0.0050	mg/L	LLZ	10/26/2009
Chromium	EPA 6010B	<0.0050	0.0050	mg/L	LLZ	10/26/2009
Mercury	EPA 7470A	<0.00040	0.00040	mg/L	GDD	10/29/2009
Lead	EPA 6010B	<0.010	0.010	mg/L	LLZ	10/26/2009
Selenium	EPA 6010B	<0.025	0.025	mg/L	LLZ	10/26/2009
SEMI-VOLATILE ORGANICS	EPA 8270				CMG	10/29/2009
ACID FRACTION:	EPA 8270					
Phenol	EPA 8270	<10	10	ug/L	CMG	10/29/2009
2-Chlorophenol	EPA 8270	<10	10	ug/L	CMG	10/29/2009
2-Methylphenol	EPA 8270	<10	10	ug/L	CMG	10/29/2009
3&4-Methylphenol	EPA 8270	32	10	ug/L	CMG	10/29/2009
2-Nitrophenol	EPA 8270	<10	10	ug/L	CMG	10/29/2009
2,4-Dimethylphenol	EPA 8270	<10	10	ug/L	CMG	10/29/2009
Benzoic Acid	EPA 8270	<10	10	ug/L	CMG	10/29/2009
2,4-Dichlorophenol	EPA 8270	<10	10	ug/L	CMG	10/29/2009
4-Chloro-3-Methylphenol	EPA 8270	<20	20	ug/L	CMG	10/29/2009
2,4,6-Trichlorophenol	EPA 8270	<10	10	ug/L	CMG	10/29/2009
2,4,5-Trichlorophenol	EPA 8270	<10	10	ug/L	CMG	10/29/2009

GZA GeoEnvironmental, Inc.
106 South Street
Hopkinton, MA 01748
(781) 278-4700

A N A L Y T I C A L R E P O R T

GZA GeoEnvironmental, Inc.
380 Harvey Road
Manchester, NH 03103

Jim Wieck

Project Name.: **FNGP**
Project No.: **04.0022996.22**

Date Received: **10/23/2009**
Date Reported: **11/02/2009**
Work Order No.: **0910-00161**

Sample ID: **BRW-3**
Sample Date: **10/22/2009**
Sample No.: **003**

Test Performed	Method	Results	Reporting Limit	Units	Tech	Analysis Date
2,4-Dinitrophenol	EPA 8270	<100	100	ug/L	CMG	10/29/2009
4-Nitrophenol	EPA 8270	<50	50	ug/L	CMG	10/29/2009
4,6-Dinitro-2-Methylphenol	EPA 8270	<50	50	ug/L	CMG	10/29/2009
Pentachlorophenol	EPA 8270	<50	50	ug/L	CMG	10/29/2009
BASE-NEUTRAL FRACTION:						
n-Nitrosodimethylamine	EPA 8270	<10	10	ug/L	CMG	10/29/2009
bis(2-Chloroethyl)Ether	EPA 8270	<10	10	ug/L	CMG	10/29/2009
1,3-Dichlorobenzene	EPA 8270	<10	10	ug/L	CMG	10/29/2009
1,4-Dichlorobenzene	EPA 8270	<10	10	ug/L	CMG	10/29/2009
Benzyl Alcohol	EPA 8270	<20	20	ug/L	CMG	10/29/2009
1,2-Dichlorobenzene	EPA 8270	<10	10	ug/L	CMG	10/29/2009
bis(2-Chloroisopropyl)Ether	EPA 8270	<10	10	ug/L	CMG	10/29/2009
n-Nitrosodi-n-Propylamine	EPA 8270	<10	10	ug/L	CMG	10/29/2009
Hexachloroethane	EPA 8270	<10	10	ug/L	CMG	10/29/2009
Nitrobenzene	EPA 8270	<10	10	ug/L	CMG	10/29/2009
Isophorone	EPA 8270	<10	10	ug/L	CMG	10/29/2009
bis(2-Chloroethoxy)Methane	EPA 8270	<10	10	ug/L	CMG	10/29/2009
1,2,4-Trichlorobenzene	EPA 8270	<10	10	ug/L	CMG	10/29/2009
Naphthalene	EPA 8270	<2.0	2.0	ug/L	CMG	10/29/2009
4-Chloroaniline	EPA 8270	<20	20	ug/L	CMG	10/29/2009
Hexachlorobutadiene	EPA 8270	<10	10	ug/L	CMG	10/29/2009
2-Methylnaphthalene	EPA 8270	<2.0	2.0	ug/L	CMG	10/29/2009
Hexachlorocyclopentadiene	EPA 8270	<50	50	ug/L	CMG	10/29/2009
2-Chloronaphthalene	EPA 8270	<10	10	ug/L	CMG	10/29/2009
2-Nitroaniline	EPA 8270	<50	50	ug/L	CMG	10/29/2009
Dimethylphthalate	EPA 8270	<10	10	ug/L	CMG	10/29/2009
Acenaphthylene	EPA 8270	<2.0	2.0	ug/L	CMG	10/29/2009
2,6-Dinitrotoluene	EPA 8270	<10	10	ug/L	CMG	10/29/2009
3-Nitroaniline	EPA 8270	<50	50	ug/L	CMG	10/29/2009
Acenaphthene	EPA 8270	<2.0	2.0	ug/L	CMG	10/29/2009
Dibenzofuran	EPA 8270	<10	10	ug/L	CMG	10/29/2009
2,4-Dinitrotoluene	EPA 8270	<10	10	ug/L	CMG	10/29/2009
Diethylphthalate	EPA 8270	<10	10	ug/L	CMG	10/29/2009
Fluorene	EPA 8270	<2.0	2.0	ug/L	CMG	10/29/2009
4-Chlorophenyl Phenyl Ether	EPA 8270	<10	10	ug/L	CMG	10/29/2009

GZA GeoEnvironmental, Inc.
106 South Street
Hopkinton, MA 01748
(781) 278-4700

A N A L Y T I C A L R E P O R T

GZA GeoEnvironmental, Inc.
380 Harvey Road
Manchester, NH 03103

Jim Wieck

Project Name.: **FNGP**
Project No.: **04.0022996.22**

Date Received: **10/23/2009**
Date Reported: **11/02/2009**
Work Order No.: **0910-00161**

Sample ID: **BRW-3**
Sample No.: **003**
Sample Date: **10/22/2009**

Test Performed	Method	Results	Reporting Limit	Units	Tech	Analysis Date
4-Nitroaniline	EPA 8270	<20	20	ug/L	CMG	10/29/2009
n-Nitrosodiphenylamine	EPA 8270	<10	10	ug/L	CMG	10/29/2009
4-Bromophenyl Phenyl Ether	EPA 8270	<10	10	ug/L	CMG	10/29/2009
Hexachlorobenzene	EPA 8270	<10	10	ug/L	CMG	10/29/2009
Phenanthrene	EPA 8270	<2.0	2.0	ug/L	CMG	10/29/2009
Anthracene	EPA 8270	<2.0	2.0	ug/L	CMG	10/29/2009
Carbazole	EPA 8270	<10	10	ug/L	CMG	10/29/2009
di-n-Butylphthalate	EPA 8270	<15	15	ug/L	CMG	10/29/2009
Fluoranthene	EPA 8270	<2.0	2.0	ug/L	CMG	10/29/2009
Pyrene	EPA 8270	<2.0	2.0	ug/L	CMG	10/29/2009
Butylbenzylphthalate	EPA 8270	<10	10	ug/L	CMG	10/29/2009
Benzo [a] Anthracene	EPA 8270	<2.0	2.0	ug/L	CMG	10/29/2009
3,3'-Dichlorobenzidine	EPA 8270	<20	20	ug/L	CMG	10/29/2009
Chrysene	EPA 8270	<2.0	2.0	ug/L	CMG	10/29/2009
bis(2-Ethylhexyl)Phthalate	EPA 8270	10	10	ug/L	CMG	10/29/2009
di-n-Octylphthalate	EPA 8270	<10	10	ug/L	CMG	10/29/2009
Benzo [b] Fluoranthene	EPA 8270	<2.0	2.0	ug/L	CMG	10/29/2009
Benzo [k] Fluoranthene	EPA 8270	<2.0	2.0	ug/L	CMG	10/29/2009
Benzo [a] Pyrene	EPA 8270	<2.0	2.0	ug/L	CMG	10/29/2009
Indeno [1,2,3-cd] Pyrene	EPA 8270	<2.0	2.0	ug/L	CMG	10/29/2009
Dibenzo [a,h] Anthracene	EPA 8270	<2.0	2.0	ug/L	CMG	10/29/2009
Benzo [g,h,i] Perylene	EPA 8270	<2.0	2.0	ug/L	CMG	10/29/2009
Surrogates:	EPA 8270					
***2-Fluorophenol	EPA 8270	36.2	15-110	% R	CMG	10/29/2009
***Phenol-D6	EPA 8270	27.6	15-110	% R	CMG	10/29/2009
***Nitrobenzene-D5	EPA 8270	48.0	30-130	% R	CMG	10/29/2009
***2-Fluorobiphenyl	EPA 8270	47.0	30-130	% R	CMG	10/29/2009
***2,4,6-Tribromophenol	EPA 8270	57.0	15-110	% R	CMG	10/29/2009
***P-Terphenyl-D14	EPA 8270	53.6	39-120	% R	CMG	10/29/2009
Extraction	EPA 3510C	1.0		DF	KEF	10/29/2009
SUBCONTRACTED ANALYTES						

GZA GEOENVIRONMENTAL, INC.
ENVIRONMENTAL CHEMISTRY LABORATORY
106 SOUTH ST, HOPKINTON, MA 01748
MASSACHUSETTS LABORATORY I.D. NO. MA092

EPA METHOD 6010B ANALYSIS
Metals by ICP

QUALITY CONTROL - AQUEOUS

DATE PREPARED: 10/26/2009

QC Sample	Method Blank	Lab Control Sample	LC Duplicate	LC/LCD Diff.
Units	mg/L	% Recovery	% Recovery	RPD
Acceptance Limits	Results	80-120	80-120	20%
Analyte				
Silver (Ag)	<0.0050	95.3	93.3	2.14
Aluminum (Al)	NA	NA	NA	NA
Arsenic (As)	<0.010	101	100	1.01
Boron (B)	NA	NA	NA	NA
Barium (Ba)	<0.0050	100	99.2	1.00
Beryllium (Be)	NA	NA	NA	NA
Calcium (Ca)	NA	NA	NA	NA
Cadmium (Cd)	<0.0050	94.6	93.2	1.50
Cobalt (Co)	<0.010	97.7	96.4	1.27
Chromium (Cr)	<0.0050	97.9	96.3	1.59
Copper (Cu)	<0.015	105	103	2.20
Iron (Fe)	<0.025	101	99.1	1.80
Magnesium (Mg)	NA	NA	NA	NA
Manganese (Mn)	<0.0050	95.0	93.3	1.91
Molybdenum (Mo)	NA	NA	NA	NA
Nickel (Ni)	<0.010	98.8	97.3	1.51
Lead (Pb)	<0.010	94.3	93.4	0.89
Antimony (Sb)	NA	NA	NA	NA
Selenium (Se)	<0.025	104	103	0.99
Strontium (Sr)	NA	NA	NA	NA
Titanium (Ti)	NA	NA	NA	NA
Thallium (Tl)	NA	NA	NA	NA
Vanadium (V)	NA	NA	NA	NA
Zinc (Zn)	<0.010	97.2	94.8	2.47
Zirconium (Zr)	NA	NA	NA	NA
Tin (Sn)	NA	NA	NA	NA

Matrix Spike / Duplicate Spike performed as per method and reported if assigned on Chain of Custody.

GZA GEOENVIRONMENTAL, INC.
ENVIRONMENTAL CHEMISTRY LABORATORY
106 SOUTH ST, HOPKINTON, MA 01748
MASSACHUSETTS LABORATORY I.D. NO. MA092

EPA METHOD 7470A ANALYSIS
Mercury by Cold Vapor Atomic Absorption

QUALITY CONTROL - AQUEOUS

Date Prepared : 10/28/09 A

QC Sample	Method Blank	Lab Control Sample	Lab Control Sample Duplicate	LC/LCD Difference
Units	mg/L	% Recovery	% Recovery	RPD
Acceptance Limits	Results	80-120	80-120	20%
Analyte				
Mercury (Hg)	<0.00040	93.1	96.7	3.81

RPD = Relative Percent Difference

GZA GeoEnvironmental, Inc.
106 South Street
Hopkinton, MA 01748

EPA Method 8260 / 524.2 Aqueous Method Blank (MB) and Laboratory Control Sample/Duplicate (LCS/LCSD) Data

Method Blank			Laboratory Control Sample				Laboratory Control Sample Duplicate					
Date Analyzed:	10/30/09		Date Analyzed:	10/30/09			10/30/09					
Volatile Organics	Conc. ug/L	Acceptance Limit	Spike Concentration = 20ug/L	% Recovery	Acceptance Limits	Verdict	% Recovery	Acceptance Limits	Verdict	RPD	Limit	Verdict
dichlorodifluoromethane	< 1.0	< 1.0	dichlorodifluoromethane	91.7	70-130	ok	89.0	70-130	ok	2.97	<25	ok
chloromethane	< 1.0	< 1.0	chloromethane	99.2	70-130	ok	96.4	70-130	ok	2.79	<25	ok
vinyl chloride	< 0.5	< 0.5	vinyl chloride	99.1	80-120	ok	96.6	70-130	ok	2.60	<25	ok
bromomethane	< 1.0	< 1.0	bromomethane	92.0	70-130	ok	88.9	70-130	ok	3.44	<25	ok
chloroethane	< 0.5	< 0.5	chloroethane	94.0	70-130	ok	94.6	70-130	ok	0.60	<25	ok
trichlorofluoromethane	< 1.0	< 1.0	trichlorofluoromethane	92.1	70-130	ok	91.6	70-130	ok	0.52	<25	ok
diethyl ether	< 2.5	< 2.5	diethyl ether	107	70-130	ok	105	70-130	ok	1.66	<25	ok
acetone	< 13	< 13	acetone	110	70-130	ok	108	70-130	ok	1.14	<25	ok
1,1-dichloroethene	< 0.5	< 0.5	1,1-dichloroethene	93.9	80-120	ok	91.4	70-130	ok	2.70	<25	ok
FREON-113	< 1.0	< 1.0	FREON-113	99.6	70-130	ok	97.3	70-130	ok	2.38	<25	ok
iodomethane	< 0.5	< 0.5	iodomethane	93.1	70-130	ok	91.0	70-130	ok	2.29	<25	ok
carbon disulfide	< 5.0	< 5.0	carbon disulfide	95.0	70-130	ok	95.7	70-130	ok	0.65	<25	ok
dichloromethane	1.2	< 1.0	dichloromethane	108	70-130	ok	107	70-130	ok	0.97	<25	ok
tert-butyl alcohol (TBA)	< 13	< 13	tert-butyl alcohol (TBA)	89.5	70-130	ok	87.4	70-130	ok	2.32	<25	ok
acrylonitrile	< 0.5	< 0.5	acrylonitrile	128	70-130	ok	126	70-130	ok	1.68	<25	ok
methyl-tert-butyl-ether	< 0.5	< 0.5	methyl-tert-butyl-ether	106	70-130	ok	103	70-130	ok	2.41	<25	ok
trans-1,2-dichloroethene	< 0.5	< 0.5	trans-1,2-dichloroethene	117	70-130	ok	119	70-130	ok	1.18	<25	ok
1,1-dichloroethane	< 0.5	< 0.5	1,1-dichloroethane	111	70-130	ok	112	70-130	ok	0.41	<25	ok
di-isopropyl ether (DIPE)	< 1.0	< 1.0	di-isopropyl ether (DIPE)	115	70-130	ok	114	70-130	ok	0.88	<25	ok
ethyl tert-butyl ether (EtBE)	< 1.0	< 1.0	ethyl tert-butyl ether (EtBE)	105	70-130	ok	103	70-130	ok	2.00	<25	ok
vinyl acetate	< 13	< 13	vinyl acetate	124	70-130	ok	121	70-130	ok	2.72	<25	ok
2-butanone	< 13	< 13	2-butanone	131	70-130	out	124	70-130	ok	5.77	<25	ok
2,2-dichloropropane	< 0.5	< 0.5	2,2-dichloropropane	75.9	70-130	ok	73.6	70-130	ok	2.98	<25	ok
cis-1,2-dichloroethene	< 0.5	< 0.5	cis-1,2-dichloroethene	102	70-130	ok	103	70-130	ok	0.65	<25	ok
chloroform	< 0.5	< 0.5	chloroform	98.1	80-120	ok	98.7	70-130	ok	0.60	<25	ok
bromochloromethane	< 0.5	< 0.5	bromochloromethane	103	70-130	ok	101	70-130	ok	2.17	<25	ok
tetrahydrofuran	< 5.0	< 5.0	tetrahydrofuran	113	70-130	ok	113	70-130	ok	0.25	<25	ok
1,1,1-trichloroethane	< 0.5	< 0.5	1,1,1-trichloroethane	86.9	70-130	ok	87.4	70-130	ok	0.50	<25	ok
1,1-dichloropropene	< 0.5	< 0.5	1,1-dichloropropene	104	70-130	ok	104	70-130	ok	0.41	<25	ok
carbon tetrachloride	< 0.5	< 0.5	carbon tetrachloride	86.8	70-130	ok	87.5	70-130	ok	0.77	<25	ok
1,2-dichloroethane	< 0.5	< 0.5	1,2-dichloroethane	92.1	70-130	ok	87.8	70-130	ok	4.79	<25	ok
benzene	< 0.5	< 0.5	benzene	112	70-130	ok	112	70-130	ok	0.20	<25	ok
tert-amyl methyl ether (TAME)	< 1.0	< 1.0	tert-amyl methyl ether (TAME)	104	70-130	ok	101	70-130	ok	2.67	<25	ok
trichloroethene	< 0.5	< 0.5	trichloroethene	99.6	70-130	ok	99.6	70-130	ok	0.02	<25	ok
1,2-dichloropropane	< 0.5	< 0.5	1,2-dichloropropane	113	80-120	ok	113	70-130	ok	0.39	<25	ok
bromodichloromethane	< 0.5	< 0.5	bromodichloromethane	92.5	70-130	ok	91.7	70-130	ok	0.83	<25	ok
1,4-Dioxane	< 50	< 50	1,4-Dioxane	90.9	70-130	ok	88.4	70-130	ok	2.81	<25	ok
dibromomethane	< 0.5	< 0.5	dibromomethane	98.2	70-130	ok	96.3	70-130	ok	1.97	<25	ok
4-methyl-2-pentanone	< 13	< 13	4-methyl-2-pentanone	108	70-130	ok	103	70-130	ok	4.30	<25	ok
cis-1,3-dichloropropene	< 0.5	< 0.5	cis-1,3-dichloropropene	98.9	70-130	ok	97.2	70-130	ok	1.68	<25	ok
toluene	< 0.5	< 0.5	toluene	98.2	80-120	ok	98.1	70-130	ok	0.12	<25	ok
trans-1,3-dichloropropene	< 1.0	< 1.0	trans-1,3-dichloropropene	89.8	70-130	ok	87.3	70-130	ok	2.89	<25	ok
1,1,2-trichloroethane	< 0.5	< 0.5	1,1,2-trichloroethane	93.7	70-130	ok	94.3	70-130	ok	0.70	<25	ok
2-hexanone	< 13	< 13	2-hexanone	106	70-130	ok	106	70-130	ok	0.00	<25	ok
1,3-dichloropropane	< 0.5	< 0.5	1,3-dichloropropane	102	70-130	ok	102	70-130	ok	0.23	<25	ok
tetrachloroethene	< 0.5	< 0.5	tetrachloroethene	89.4	70-130	ok	94.2	70-130	ok	5.19	<25	ok
dibromochloromethane	< 0.5	< 0.5	dibromochloromethane	87.6	70-130	ok	85.8	70-130	ok	2.02	<25	ok
1,2-dibromoethane (EDB)	< 1.0	< 1.0	1,2-dibromoethane (EDB)	91.9	70-130	ok	89.8	70-130	ok	2.32	<25	ok
chlorobenzene	< 0.5	< 0.5	chlorobenzene	89.4	70-130	ok	90.5	70-130	ok	1.19	<25	ok
1,1,1,2-tetrachloroethane	< 0.5	< 0.5	1,1,1,2-tetrachloroethane	82.1	70-130	ok	82.1	70-130	ok	0.01	<25	ok
ethylbenzene	< 0.5	< 0.5	ethylbenzene	89.7	80-120	ok	92.0	70-130	ok	2.53	<25	ok
1,1,2,2-tetrachloroethane	< 0.5	< 0.5	1,1,2,2-tetrachloroethane	96.2	70-130	ok	96.2	70-130	ok	0.06	<25	ok
m&p-xylene	< 1.0	< 1.0	m&p-xylene	89.0	70-130	ok	91.3	70-130	ok	2.57	<25	ok
o-xylene	< 0.5	< 0.5	o-xylene	97.0	70-130	ok	98.2	70-130	ok	1.23	<25	ok
styrene	< 0.5	< 0.5	styrene	106	70-130	ok	108	70-130	ok	2.05	<25	ok
bromoform	< 1.0	< 1.0	bromoform	95.8	70-130	ok	98.3	70-130	ok	2.52	<25	ok
isopropylbenzene	< 0.5	< 0.5	isopropylbenzene	115	70-130	ok	117	70-130	ok	1.76	<25	ok
1,2,3-trichloropropane	< 0.5	< 0.5	1,2,3-trichloropropane	98.9	70-130	ok	94.8	70-130	ok	4.23	<25	ok
bromobenzene	< 0.5	< 0.5	bromobenzene	97.9	70-130	ok	101	70-130	ok	3.36	<25	ok
n-propylbenzene	< 0.5	< 0.5	n-propylbenzene	106	70-130	ok	109	70-130	ok	2.51	<25	ok
2-chlorotoluene	< 0.5	< 0.5	2-chlorotoluene	97.4	70-130	ok	99.2	70-130	ok	1.82	<25	ok
1,3,5-trimethylbenzene	< 0.5	< 0.5	1,3,5-trimethylbenzene	96.4	70-130	ok	99.5	70-130	ok	3.18	<25	ok
trans-1,4-dichloro-2-butene	< 1.0	< 1.0	trans-1,4-dichloro-2-butene	96.6	70-130	ok	93.5	70-130	ok	3.26	<25	ok
4-chlorotoluene	< 0.5	< 0.5	4-chlorotoluene	101	70-130	ok	104	70-130	ok	2.80	<25	ok
tert-butyl-benzene	< 0.5	< 0.5	tert-butyl-benzene	99.1	70-130	ok	101	70-130	ok	1.92	<25	ok
1,2,4-trimethylbenzene	< 0.5	< 0.5	1,2,4-trimethylbenzene	95.4	70-130	ok	97.7	70-130	ok	2.41	<25	ok
sec-butyl-benzene	< 0.5	< 0.5	sec-butyl-benzene	98.0	70-130	ok	99.5	70-130	ok	1.57	<25	ok
p-isopropyltoluene	< 0.5	< 0.5	p-isopropyltoluene	96.0	70-130	ok	98.3	70-130	ok	2.32	<25	ok
1,3-dichlorobenzene	< 0.5	< 0.5	1,3-dichlorobenzene	93.3	70-130	ok	95.8	70-130	ok	2.69	<25	ok
1,4-dichlorobenzene	< 0.5	< 0.5	1,4-dichlorobenzene	94.1	70-130	ok	95.2	70-130	ok	1.09	<25	ok
n-butylbenzene	< 0.5	< 0.5	n-butylbenzene	101	70-130	ok	103	70-130	ok	2.06	<25	ok
1,2-dichlorobenzene	< 0.5	< 0.5	1,2-dichlorobenzene	93.6	70-130	ok	94.1	70-130	ok	0.55	<25	ok
1,2-dibromo-3-chloropropane	< 2.5	< 2.5	1,2-dibromo-3-chloropropane	92.9	70-130	ok	86.7	70-130	ok	6.93	<25	ok
1,3,5-trichlorobenzene	< 0.5	< 0.5	1,3,5-trichlorobenzene	101	70-130	ok	102	70-130	ok	0.84	<25	ok
1,2,4-trichlorobenzene	< 0.5	< 0.5	1,2,4-trichlorobenzene	100	70-130	ok	101	70-130	ok	0.32	<25	ok
hexachlorobutadiene	< 0.5	< 0.5	hexachlorobutadiene	96.3	70-130	ok	94.2	70-130	ok	2.18	<25	ok
naphthalene	< 1.0	< 1.0	naphthalene	86.2	70-130	ok	87.8	70-130	ok	1.77	<25	ok
1,2,3-trichlorobenzene	< 0.5	< 0.5	1,2,3-trichlorobenzene	98.2	70-130	ok	101	70-130	ok	3.14	<25	ok

Surrogates:	Recovery (%)	Acceptance Limits	Surrogates:	Recovery (%)	Acceptance Limits	Verdict	Recovery (%)	Acceptance Limits	Verdict	RPD	Acceptance Limits	Verdict
DIBROMOFLUOROMETHANE	94.0	70-130	DIBROMOFLUOROMETHANE	94.4	70-130	ok	93.9	70-130	ok	0.56	<25	ok
1,2-DICHLOROETHANE-D4	99.1	70-130	1,2-DICHLOROETHANE-D4	103	70-130	ok	96.3	70-130	ok	6.43	<25	ok
TOLUENE-D8	93.7	70-130	TOLUENE-D8	94.0	70-130	ok	92.9	70-130	ok	1.13	<25	ok
4-BROMOFLUOROBENZENE	95.4	70-130	4-BROMOFLUOROBENZENE	98.3	70-130	ok	101	70-130	ok	2.18	<25	ok
1,2-DICHLOROBENZENE-D4	86.3	70-130	1,2-DICHLOROBENZENE-D4	91.7	70-130	ok	89.8	70-130	ok	2.09	<25	ok

Instrument: HP GC/MS "S"

GZA GeoEnvironmental, Inc.
106 South Street
Hopkinton, MA 01748
MA092

EPA Method 8270/625 Aqueous Method Blank (MB) and Laboratory Control Sample (LCS) Data

Method Blank

Date Extracted:	**10/29/09**
Date Analyzed:	**10/29/09**
File Name:	**M2969**

Semi-Volatile Organics	**Result**	**Reporting Limit (ug/L)**
n-nitrosodimethylamine	ND	10
pyridine	ND	100
phenol	ND	10
bis(2-chloroethyl)ether	ND	10
2-chlorophenol	ND	10
1,3-dichlorobenzene	ND	10
1,4-dichlorobenzene	ND	10
benzyl alchohol	ND	20
1,2-dichlorobenzene	ND	10
2-methylphenol	ND	10
bis(2-chloroisopropyl)ether	ND	10
3&4-methylphenol	ND	10
n-nitrosodi-n-propylamine	ND	10
acetophenone	ND	10
hexachloroethane	ND	10
nitrobenzene	ND	10
isophrone	ND	10
2-nitrophenol	ND	10
2,4-dimethylphenol	ND	10
benzoic acid	ND	10
bis(2-chloroethoxy)methane	ND	10
2,4-dichlorophenol	ND	10
1,2,4-trichlorobenzene	ND	10
naphthalene	ND	2.0
4-chloroaniline	ND	10
hexachlorobutadiene	ND	10
4-chloro-3-methylphenol	ND	20
2-methylnaphthalene	ND	2.0
1,2,4,5-Tetrachlorobenzene	ND	10
aniline	ND	10
hexachlorocyclopentadiene	ND	50
2,4,6-trichlorophenol	ND	10
2,4,5-trichlorophenol	ND	10
2-chloronaphthalene	ND	10
2-nitroaniline	ND	50
dimethylphthalate	ND	10
acenaphthylene	ND	2.0
2,6-dinitrotoluene	ND	10
3-nitroaniline	ND	50
acenaphthene	ND	2.0
2,4-dinitrophenol	ND	100
dibenzofuran	ND	10
4-nitrophenol	ND	50
2,4-dinitrotoluene	ND	10
diethylphthalate	ND	10
fluorene	ND	2.0
4-chlorophenyl phenyl ether	ND	10
4-nitroaniline	ND	20
4,6-dinitro-2-methylphenol	ND	50
n-nitrosodiphenylamine	ND	10
azobenzene	ND	10
4-bromophenyl phenyl ether	ND	10
pentachloronitrobenzene	ND	10
hexachlorobenzene	ND	10
pentachlorophenol	ND	50
phenanthrene	ND	2.0
anthracene	ND	2.0
carbazole	ND	10
di-n-butylphthalate	ND	15
fluoranthene	ND	2.0
benzidine	ND	10
pyrene	ND	2.0
butylbenzylphthalate	ND	10
benz [a] anthracene	ND	2.0
3,3'-dichlorobenzidine	ND	20
chrysene	ND	2.0
bis(2-ethylhexyl)phthalate	ND	10
di-n-octylphthalate	ND	10
benzo [b] fluoranthene	ND	2.0
benzo [k] fluoranthene	ND	2.0
benzo [a] pyrene	ND	2.0
indeno [1,2,3-cd] pyrene	ND	2.0
dibenz [a,h] anthracene	ND	2.0
benzo [ghi] perylene	ND	2.0

Surrogates:	**Recovery (%)**	**Acceptance Limits**
2-FLUOROPHENOL	38.8	15-110
PHENOL-D6	28.4	15-110
NITROBENZENE-D5	53.9	30-130
2-FLUOROBIPHENYL	55.5	30-130
2,4,6-TRIBROMOPHENOL	49.8	15-100
p-TERPHENYL-D14	61.0	30-130

GZA GeoEnvironmental, Inc.
106 South Street
Hopkinton, MA 01748
MA092

EPA Method 8270/625 Aqueous Method Blank (MB) and Laboratory Control Sample (LCS) Data

Laboratory Control Sample

Date Extracted: 10/29/09
Date Analyzed: 10/29/09
File Name: M2970

Spike Concentration = 20ug/L	% Recovery	Acceptance Limits	Verdict
n-nitrosodimethylamine	58.2	40-140	ok
pyridine	38.9	40-140	out
phenol	44.7	30-130	ok
bis(2-chloroethyl)ether	72.5	40-140	ok
2-chlorophenol	67.3	30-130	ok
1,3-dichlorobenzene	59.7	40-140	ok
1,4-dichlorobenzene	58.3	40-140	ok
benzyl alchohol	70.4	40-140	ok
1,2-dichlorobenzene	61.0	40-140	ok
2-methylphenol	62.5	30-130	ok
bis(2-chloroisopropyl)ether	67.2	40-140	ok
3&4-methylphenol	61.9	30-130	ok
n-nitrosodi-n-propylamine	70.3	40-140	ok
acetophenone	70.4	40-140	ok
hexachloroethane	61.2	40-140	ok
nitrobenzene	66.6	40-140	ok
isophrone	70.1	40-140	ok
2-nitrophenol	60.1	30-130	ok
2,4-dimethylphenol	65.9	30-130	ok
benzoic acid	30.2	40-140	out
bis(2-chloroethoxy)methane	70.6	40-140	ok
2,4-dichlorophenol	64.7	30-130	ok
1,2,4-trichlorobenzene	60.6	40-140	ok
naphthalene	66.0	40-140	ok
4-chloroaniline	78.0	40-140	ok
hexachlorobutadiene	57.9	40-140	ok
4-chloro-3-methylphenol	70.9	30-130	ok
2-methylnaphthalene	60.9	40-140	ok
1,2,4,5-Tetrachlorobenzene	63.6	40-140	ok
aniline	68.5	40-140	ok
hexachlorocyclopentadiene	53.8	40-140	ok
2,4,6-trichlorophenol	68.5	30-130	ok
2,4,5-trichlorophenol	60.3	30-130	ok
2-chloronaphthalene	66.5	40-140	ok
2-nitroaniline	70.0	40-140	ok
dimethylphthalate	71.0	40-140	ok
acenaphthylene	65.2	40-140	ok
2,6-dinitrotoluene	71.2	40-140	ok
3-nitroaniline	72.5	40-140	ok
acenaphthene	66.4	40-140	ok
2,4-dinitrophenol	76.5	30-130	ok
dibenzofuran	67.4	40-140	ok
4-nitrophenol	40.4	30-130	ok
2,4-dinitrotoluene	71.5	40-140	ok
diethylphthalate	71.1	40-140	ok
fluorene	67.3	40-140	ok
4-chlorophenyl phenyl ether	67.8	40-140	ok
4-nitroaniline	79.4	30-130	ok
4,6-dinitro-2-methylphenol	71.1	30-130	ok
n-nitrosodiphenylamine	71.4	40-140	ok
azobenzene	68.8	40-140	ok
4-bromophenyl phenyl ether	66.5	40-140	ok
pentachloronitrobenzene	65.2	40-140	ok
hexachlorobenzene	65.4	40-140	ok
pentachlorophenol	52.3	30-130	ok
phenanthrene	71.6	40-140	ok
anthracene	68.4	40-140	ok
carbazole	71.3	40-140	ok
di-n-butylphthalate	72.5	40-140	ok
fluoranthene	68.3	40-140	ok
benzidine	12.9	40-140	out
pyrene	69.2	40-140	ok
butylbenzylphthalate	70.8	40-140	ok
benz [a] anthracene	70.0	40-140	ok
3,3'-dichlorobenzidine	76.1	40-140	ok
chrysene	69.5	40-140	ok
bis(2-ethylhexyl)phthalate	76.0	40-140	ok
di-n-octylphthalate	77.8	40-140	ok
benzo [b] fluoranthene	74.6	40-140	ok
benzo [k] fluoranthene	80.8	40-140	ok
benzo [a] pyrene	80.0	40-140	ok
indeno [1,2,3-cd] pyrene	74.0	40-140	ok
dibenz [a,h] anthracene	72.0	40-140	ok
benzo [ghi] perylene	73.3	40-140	ok

CAM criteria allows 15% of analytes to exceed criteria.

Surrogates:	Recovery (%)	Acceptance Limits	Verdict
2-FLUOROPHENOL	46.4	15-110	ok
PHENOL-D6	32.9	15-110	ok
NITROBENZENE-D5	56.7	30-130	ok
2-FLUOROBIPHENYL	59.3	30-130	ok
2,4,6-TRIBROMOPHENOL	62.3	15-110	ok
p-TERPHENYL-D14	60.2	30-130	ok

WHITE COPY - Original YELLOW COPY - Lab Files PINK COPY - Project Manager

CHAIN-OF-CUSTODY RECORD

W.O. # 0910-00161 (for lab use only)

Sample I.D.	Date/Time Sampled (Very Important)	Matrix (A=Air, S=Soil, GW=Ground W., SW=Surface W., WW=Waste W., DW=Drinking W., Other (specify))	Sample Type (A=Auto, M=Manual, P=Prop, F=Flow, T=Timed, G=Grab, C=Comp)	WW ONLY: 624	WW ONLY: 601	DW: 524.2	GC Screen (Methane)	8260 B-Nit Full List 10/23	8260 - 8240 List	8021 - 8010 List / 8020 List	8015B - DRO	8015B - GRO	TPH-GC (Mod. 8100)	TPH-GC w/FING	8270 PAH / A / BN	8081 Pest / 8082 PCB	TCLP (Spec. Below)	Dissolved Metals / PPM-13 / R-8 / Listed Below	Total Metals / PPM-13 / R-8 / Listed Below	ASBESTOS BULK: PLM	ASBESTOS BULK: TEM Chatfield	ASBESTOS BULK: Point Counting	AIR: N7400 (PCM)					Total # of Cont.	Note #
BRW-1	10-22-09 10:00	GW	G					✓					✓		✓				✓										6	1
BRW-2	10-22-09 10:30	GW	G					✓					✓		✓				✓										6	↓
BRW-3	10-22-09 11:00	GW	G					✓					✓		✓				✓										6	↓
METALS SAMPLES ("F" INDICATES THAT THE SAMPLE WAS FILTERED IN THE FIELD)																														
PRESERVATIVE (Cl - HCl, M=Methanol, N - HNO3, S - H2SO4, Na - NaOH, O - Other)*								Cl					/		/				N											
CONTAINER TYPE (P-Plastic, G-Glass, V-Vial, T-Teflon, O-Other)*								✓					G		G				P											

RELINQUISHED BY: (AFFILIATION)	DATE/TIME	RECEIVED BY: (AFFILIATION)
al Jacobson GZA	10-22-09 14:00	Bill Biscan 10/22/09 1430
Bill Biscan	10/22/09 1600	W Allen
WAllen		Jim Fabio 10/23/09 1036

NOTES: (Unless otherwise noted, all samples have been refrigerated to 4° C)
*Specify "Other" preservatives and containers types in this space.

① 8270 full + PAH SIM 10/26 LG

2 Bags Rec

YOU MUST INCLUDE AN ECL PURCHASE ORDER NUMBER WHEN SHIPPING SAMPLES DIRECTLY TO ALPHA ECL P.O.#: _____
Contact ECL at 508-435-9244 Ext. 4721 — Sample Receiving for a Purchase Order Number.

0912 JB

TURNAROUND TIME: Standard Rush___ Days, Approved by _____ TEMP. OF COOLER 4-7 °C

PROJECT MANAGER: Jim Wieck EXT: _____

10/23 LG

GZA FILE NO: 04.0022996.22 P.O. NO. _____

PROJECT FNGP

LOCATION Bristol N.H.

COLLECTOR(S) AYJ SHEET 1 OF 1

GZA GEOENVIRONMENTAL, INC.
ENGINEERS AND SCIENTISTS

Airpark Business Center
380 Harvey Road
MANCHESTER, NH 03103-3347
(603) 623-3600
FAX (603) 624-9463

GZAP007

R.I. ANALYTICAL
Specialists in Environmental Services

CERTIFICATE OF ANALYSIS

GZA GeoEnvironmental Labs
Attn: Ms. Michelle Mirenda
Engineers and Scientists
106 South Street
Hopkinton, MA 01748

Date Received: 10/23/2009
Date Reported: 10/29/2009
P.O. #: 8-32900
Work Order #: 0910-19662

DESCRIPTION: GZA FILE# 04.0022996.22 FNGP - BRISTOL, NH

Subject sample(s) has/have been analyzed by our Warwick, R.I. laboratory with the attached results.

Reference: All parameters were analyzed by 40 CFR, 136 / U.S. EPA approved methodologies and all NELAC requirements were met. The specific methodologies are listed in the methods column of the Certificate of Analysis.

Data qualifiers (if present) are explained in full at the end of a given sample's analytical results.

(~) Indicates NELAP certification for this analyte.

Certification #: RI-033, MA-RI015, CT-PH-0508, ME-RI015
NH-253700 A & B, USDA S-41844, NY-11726

If you have any questions regarding this work, or if we may be of further assistance, please contact our customer service department.

Approved by:

Sharon Baker
Data Reporting

enc: Chain of Custody

R.I. Analytical Laboratories, Inc.

CERTIFICATE OF ANALYSIS

GZA GeoEnvironmental Labs
Date Received: 10/23/2009
Work Order #: 0910-19662

Approved by: Data Reporting

Sample # 001
SAMPLE DESCRIPTION: BRW-1
SAMPLE TYPE: GRAB

SAMPLE DATE/TIME: 10/22/2009 @ 10:00

PARAMETER	SAMPLE RESULTS	DET. LIMIT	UNITS	METHOD	DATE/TIME ANALYZED	ANALYST
PAH LOW LEVEL						
Naphthalene	0.18	0.05	ug/l	SW-846 8270D SIM	10/28/2009 16:25	RGM
Acenaphthylene	<0.05	0.05	ug/l	SW-846 8270D SIM	10/28/2009 16:25	RGM
Acenaphthene	<0.05	0.05	ug/l	SW-846 8270D SIM	10/28/2009 16:25	RGM
Fluorene	<0.05	0.05	ug/l	SW-846 8270D SIM	10/28/2009 16:25	RGM
Phenanthrene	<0.05	0.05	ug/l	SW-846 8270D SIM	10/28/2009 16:25	RGM
Anthracene	<0.05	0.05	ug/l	SW-846 8270D SIM	10/28/2009 16:25	RGM
Fluoranthene	<0.05	0.05	ug/l	SW-846 8270D SIM	10/28/2009 16:25	RGM
Pyrene	<0.05	0.05	ug/l	SW-846 8270D SIM	10/28/2009 16:25	RGM
Benzo(a)anthracene	<0.05	0.05	ug/l	SW-846 8270D SIM	10/28/2009 16:25	RGM
Chrysene	<0.05	0.05	ug/l	SW-846 8270D SIM	10/28/2009 16:25	RGM
Benzo(b)fluoranthene	<0.05	0.05	ug/l	SW-846 8270D SIM	10/28/2009 16:25	RGM
Benzo(k)fluoranthene	<0.05	0.05	ug/l	SW-846 8270D SIM	10/28/2009 16:25	RGM
Benzo(a)pyrene	<0.05	0.05	ug/l	SW-846 8270D SIM	10/28/2009 16:25	RGM
Indeno(1,2,3-cd)pyrene	<0.05	0.05	ug/l	SW-846 8270D SIM	10/28/2009 16:25	RGM
Dibenzo(a,h)anthracene	<0.05	0.05	ug/l	SW-846 8270D SIM	10/28/2009 16:25	RGM
Benzo(g,h,i)perylene	<0.05	0.05	ug/l	SW-846 8270D SIM	10/28/2009 16:25	RGM
Dibenzofuran	<0.05	0.05	ug/l	SW-846 8270D SIM	10/28/2009 16:25	RGM
2-Methylnaphthalene	0.20	0.05	ug/l	SW-846 8270D SIM	10/28/2009 16:25	RGM
Surrogates			RANGE	SW-846 8270D SIM	10/28/2009 16:25	RGM
Nitrobenzene-d5	165*		30-130%	SW-846 8270D SIM	10/28/2009 16:25	RGM
2-Fluorobiphenyl	398*		30-130%	SW-846 8270D SIM	10/28/2009 16:25	RGM
P-Terphenyl-d14	52		30-130%	SW-846 8270D SIM	10/28/2009 16:25	RGM

Method 8270:
* Surrogate outsied QC Range, additional sample was not available to allow for a re-extraction and re-analysis.

R.I. Analytical Laboratories, Inc.

CERTIFICATE OF ANALYSIS

GZA GeoEnvironmental Labs
Date Received: 10/23/2009
Work Order #: 0910-19662

Approved by: Data Reporting

Sample # 002
SAMPLE DESCRIPTION: BRW-2
SAMPLE TYPE: GRAB

SAMPLE DATE/TIME: 10/22/2009 @ 10:30

PARAMETER	SAMPLE RESULTS	DET. LIMIT	UNITS	METHOD	DATE/TIME ANALYZED	ANALYST
PAH LOW LEVEL						
Naphthalene	0.17	0.05	ug/l	SW-846 8270D SIM	10/28/2009 16:58	RGM
Acenaphthylene	<0.05	0.05	ug/l	SW-846 8270D SIM	10/28/2009 16:58	RGM
Acenaphthene	<0.05	0.05	ug/l	SW-846 8270D SIM	10/28/2009 16:58	RGM
Fluorene	<0.05	0.05	ug/l	SW-846 8270D SIM	10/28/2009 16:58	RGM
Phenanthrene	<0.05	0.05	ug/l	SW-846 8270D SIM	10/28/2009 16:58	RGM
Anthracene	<0.05	0.05	ug/l	SW-846 8270D SIM	10/28/2009 16:58	RGM
Fluoranthene	<0.05	0.05	ug/l	SW-846 8270D SIM	10/28/2009 16:58	RGM
Pyrene	<0.05	0.05	ug/l	SW-846 8270D SIM	10/28/2009 16:58	RGM
Benzo(a)anthracene	<0.05	0.05	ug/l	SW-846 8270D SIM	10/28/2009 16:58	RGM
Chrysene	<0.05	0.05	ug/l	SW-846 8270D SIM	10/28/2009 16:58	RGM
Benzo(b)fluoranthene	<0.05	0.05	ug/l	SW-846 8270D SIM	10/28/2009 16:58	RGM
Benzo(k)fluoranthene	<0.05	0.05	ug/l	SW-846 8270D SIM	10/28/2009 16:58	RGM
Benzo(a)pyrene	<0.05	0.05	ug/l	SW-846 8270D SIM	10/28/2009 16:58	RGM
Indeno(1,2,3-cd)pyrene	<0.05	0.05	ug/l	SW-846 8270D SIM	10/28/2009 16:58	RGM
Dibenzo(a,h)anthracene	<0.05	0.05	ug/l	SW-846 8270D SIM	10/28/2009 16:58	RGM
Benzo(g,h,i)perylene	<0.05	0.05	ug/l	SW-846 8270D SIM	10/28/2009 16:58	RGM
Dibenzofuran	0.63	0.05	ug/l	SW-846 8270D SIM	10/28/2009 16:58	RGM
2-Methylnaphthalene	0.17	0.05	ug/l	SW-846 8270D SIM	10/28/2009 16:58	RGM
Surrogates			RANGE	SW-846 8270D SIM	10/28/2009 16:58	RGM
Nitrobenzene-d5	14*		30-130%	SW-846 8270D SIM	10/28/2009 16:58	RGM
2-Fluorobiphenyl	62		30-130%	SW-846 8270D SIM	10/28/2009 16:58	RGM
P-Terphenyl-d14	46		30-130%	SW-846 8270D SIM	10/28/2009 16:58	RGM

Method 8270:
* Surrogate is outside the QC Range. RIAL quality assurance plan stipulates re-extraction is required if two or more acid surrogates or if two or more base surrogates are outside the QC Range.

R.I. Analytical Laboratories, Inc.

CERTIFICATE OF ANALYSIS

GZA GeoEnvironmental Labs
Date Received: 10/23/2009
Work Order #: 0910-19662

Approved by: Data Reporting

Sample # 003
SAMPLE DESCRIPTION: BRW-3
SAMPLE TYPE: GRAB

SAMPLE DATE/TIME: 10/22/2009 @ 11:00

PARAMETER	SAMPLE RESULTS	DET. LIMIT	UNITS	METHOD	DATE/TIME ANALYZED	ANALYST
PAH LOW LEVEL						
Naphthalene	0.25	0.05	ug/l	SW-846 8270D SIM	10/28/2009 17:30	RGM
Acenaphthylene	<0.05	0.05	ug/l	SW-846 8270D SIM	10/28/2009 17:30	RGM
Acenaphthene	<0.05	0.05	ug/l	SW-846 8270D SIM	10/28/2009 17:30	RGM
Fluorene	<0.05	0.05	ug/l	SW-846 8270D SIM	10/28/2009 17:30	RGM
Phenanthrene	<0.05	0.05	ug/l	SW-846 8270D SIM	10/28/2009 17:30	RGM
Anthracene	<0.05	0.05	ug/l	SW-846 8270D SIM	10/28/2009 17:30	RGM
Fluoranthene	<0.05	0.05	ug/l	SW-846 8270D SIM	10/28/2009 17:30	RGM
Pyrene	<0.05	0.05	ug/l	SW-846 8270D SIM	10/28/2009 17:30	RGM
Benzo(a)anthracene	<0.05	0.05	ug/l	SW-846 8270D SIM	10/28/2009 17:30	RGM
Chrysene	<0.05	0.05	ug/l	SW-846 8270D SIM	10/28/2009 17:30	RGM
Benzo(b)fluoranthene	<0.05	0.05	ug/l	SW-846 8270D SIM	10/28/2009 17:30	RGM
Benzo(k)fluoranthene	<0.05	0.05	ug/l	SW-846 8270D SIM	10/28/2009 17:30	RGM
Benzo(a)pyrene	<0.05	0.05	ug/l	SW-846 8270D SIM	10/28/2009 17:30	RGM
Indeno(1,2,3-cd)pyrene	<0.05	0.05	ug/l	SW-846 8270D SIM	10/28/2009 17:30	RGM
Dibenzo(a,h)anthracene	<0.05	0.05	ug/l	SW-846 8270D SIM	10/28/2009 17:30	RGM
Benzo(g,h,i)perylene	<0.05	0.05	ug/l	SW-846 8270D SIM	10/28/2009 17:30	RGM
Dibenzofuran	0.24	0.05	ug/l	SW-846 8270D SIM	10/28/2009 17:30	RGM
2-Methylnaphthalene	<0.05	0.05	ug/l	SW-846 8270D SIM	10/28/2009 17:30	RGM
Surrogates			RANGE	SW-846 8270D SIM	10/28/2009 17:30	RGM
Nitrobenzene-d5	44		30-130%	SW-846 8270D SIM	10/28/2009 17:30	RGM
2-Fluorobiphenyl	60		30-130%	SW-846 8270D SIM	10/28/2009 17:30	RGM
P-Terphenyl-d14	60		30-130%	SW-846 8270D SIM	10/28/2009 17:30	RGM

R.I. ANALYTICAL
Specialists in Environmental Services

QA/QC Report

Client: GZA GeoEnvironmental Labs
WO #: 0910-19662
Date: 10/29/09

Description: GZA FILE# 04.0022996.22 FNGP - BRISTOL, NH

-Method Blanks Results-

Parameter	Units	Results	Date Analyzed
PAH Low Level			
Naphthalene	ug/l	<0.05	10/28/2009
Acenaphthylene	ug/l	<0.05	10/28/2009
Acenaphthene	ug/l	<0.05	10/28/2009
Fluorene	ug/l	<0.05	10/28/2009
Phenanthrene	ug/l	<0.05	10/28/2009
Anthracene	ug/l	<0.05	10/28/2009
Fluoranthene	ug/l	<0.05	10/28/2009
Pyrene	ug/l	<0.05	10/28/2009
Benzo(a)anthracene	ug/l	<0.05	10/28/2009
Chrysene	ug/l	<0.05	10/28/2009
Benzo(b)fluoranthene	ug/l	<0.05	10/28/2009
Benzo(k)fluoranthene	ug/l	<0.05	10/28/2009
Benzo(a)pyrene	ug/l	<0.05	10/28/2009
Indeno(1,2,3-cd)pyrene	ug/l	<0.05	10/28/2009
Dibenzo(a,h)anthracene	ug/l	<0.05	10/28/2009
Benzo(g,h,i)perylene	ug/l	<0.05	10/28/2009
Dibenzofuran	ug/l	<0.05	10/28/2009
2-Methylnaphthalene	ug/l	<0.05	10/28/2009
Surrogates	RANGE		10/28/2009
Nitrobenzene-d5	30-130%	60	10/28/2009
2-Fluorobiphenyl	30-130%	61	10/28/2009
P-Terphenyl-d14	30-130%	62	10/28/2009

-Laboratory Control Standard-

Parameter	Units	Spike Conc.	Detected Conc.	% Rec.	Date Analyzed
PAH Low Level					
Naphthalene	ug/l	0.50	0.23	46	10/28/2009
Acenaphthylene	ug/l	0.50	0.25	50	10/28/2009
Acenaphthene	ug/l	0.50	0.31	62	10/28/2009
Fluorene	ug/l	0.50	0.20	40	10/28/2009
Phenanthrene	ug/l	0.50	0.22	44	10/28/2009
Anthracene	ug/l	0.50	0.20	40	10/28/2009
Fluoranthene	ug/l	0.50	0.21	42	10/28/2009
Pyrene	ug/l	0.50	0.20	40	10/28/2009
Benzo(a)anthracene	ug/l	0.50	0.21	42	10/28/2009

QA/QC Report

Client: GZA GeoEnvironmental Labs
WO #: 0910-19662
Date: 10/29/09

Description: GZA FILE# 04.0022996.22 FNGP - BRISTOL, NH

Chrysene	ug/l	0.50	0.22	44	10/28/2009
Benzo(b)fluoranthene	ug/l	0.50	0.21	42	10/28/2009
Benzo(k)fluoranthene	ug/l	0.50	0.20	40	10/28/2009
Benzo(a)pyrene	ug/l	0.50	0.20	40	10/28/2009
Indeno(1,2,3-cd)pyrene	ug/l	0.50	0.22	44	10/28/2009
Dibenzo(a,h)anthracene	ug/l	0.50	0.22	44	10/28/2009
Benzo(g,h,i)perylene	ug/l	0.50	0.23	46	10/28/2009
Dibenzofuran	ug/l	0.50	0.21	42	10/28/2009
2-Methylnaphthalene	ug/l	0.50	0.21	42	10/28/2009
Surrogates	RANGE				10/28/2009
Nitrobenzene-d5	30-130%		63		10/28/2009
2-Fluorobiphenyl	30-130%		87		10/28/2009
P-Terphenyl-d14	30-130%		78		10/28/2009
Naphthalene	ug/l	0.50	0.25	50	10/28/2009
Acenaphthylene	ug/l	0.50	0.28	56	10/28/2009
Acenaphthene	ug/l	0.50	0.31	62	10/28/2009
Fluorene	ug/l	0.50	0.22	44	10/28/2009
Phenanthrene	ug/l	0.50	0.26	52	10/28/2009
Anthracene	ug/l	0.50	0.22	44	10/28/2009
Fluoranthene	ug/l	0.50	0.23	46	10/28/2009
Pyrene	ug/l	0.50	0.22	44	10/28/2009
Benzo(a)anthracene	ug/l	0.50	0.22	44	10/28/2009
Chrysene	ug/l	0.50	0.24	48	10/28/2009
Benzo(b)fluoranthene	ug/l	0.50	0.24	48	10/28/2009
Benzo(k)fluoranthene	ug/l	0.50	0.23	46	10/28/2009
Benzo(a)pyrene	ug/l	0.50	0.21	42	10/28/2009
Indeno(1,2,3-cd)pyrene	ug/l	0.50	0.23	46	10/28/2009
Dibenzo(a,h)anthracene	ug/l	0.50	0.24	48	10/28/2009
Benzo(g,h,i)perylene	ug/l	0.50	0.25	50	10/28/2009
Dibenzofuran	ug/l	0.50	0.25	50	10/28/2009
2-Methylnaphthalene	ug/l	0.50	0.25	50	10/28/2009
Surrogates	RANGE				10/28/2009
Nitrobenzene-d5	30-130%		86		10/28/2009
2-Fluorobiphenyl	30-130%		126		10/28/2009
P-Terphenyl-d14	30-130%		65		10/28/2009

CHAIN-OF-CUSTODY RECORD

Rial

W.O. # 0910-00161
(for lab use only)

Sample I.D.	Date/Time Sampled	Matrix (A=Air, S=Soil, GW=Ground W., SW=Surface W., WW=Waste W., DW=Drinking W., P=Product, Other (specify))	☐ pH ☐ Cond.	GC Methane, Ethane, Ethene	EPA 8260	EPA 8260 – 8010 List (Chlor.)	EPA 8260 – 8021 list	EPA 8260 – 8020 List	EPA 524.2 DW VOCs	EPA 624 WW VOCs	☐ 601 ☐ 602 WW VOCs	EPA 8270 FULL SVOCs	EPA 8270 ☐ PAH ☐ A ☐ BN	EPA 625 WW SVOCs	EPA 8082–PCBs	EPA 8081–Pest	TPH–GC (Mod. 8100)	TPH–GC w/FING.	EPH (MA DEP)	VPH (MA DEP)	Metals ☐ PPM-13 ☐ R-8	MCP 14 Metals (MA)	Metals (List Below)**	TCLP – Specify Below	SPLP – Specify Below	EPA 300 ☐ Cl ☐ SO4	EPA 300 ☐ NO2 ☐ NO3	Total # of Cont.	Note #
BRW-1	10/22/09 1000	GW											✓															1	①
BRW-2	1030												↓															↓	↓
BRW-3	1100												↓															↓	↓
PRESERVATIVE (Cl - HCl, M=Methanol, N - HNO3, S - H2SO4, Na - NaOH, O - Other)*													–																
CONTAINER TYPE (P-Plastic, G-Glass, V-Vial, T-Teflon, O-Other)*													G																

RELINQUISHED BY: (AFFILIATION) DATE/TIME RECEIVED BY: (AFFILIATION)
[illegible] 10/23/09 1100 [illegible] 10-23-09 15:35

RELINQUISHED BY: (AFFILIATION) DATE/TIME RECEIVED BY: (AFFILIATION)
[illegible] 10-23-09 - 19:15 [illegible]

RELINQUISHED BY: (AFFILIATION) DATE/TIME RECEIVED BY: (AFFILIATION)

NOTES: (Unless otherwise noted, all samples have been refrigerated to 4° C)
*Specify "Other" preservatives and containers types in this space.

① PAH-SIM low level - DL 0.05 - NH AGQS

Report Method Blank and Laboratory Control Sample Results

PROJECT MANAGER: Michelle Miranda EXT: 4710

TURNAROUND TIME: Standard ~~Rush~~ 4 Days, Approved by M. Ford

LAB USE: TEMP. OF COOLER 0.6 °C

0910-196067
Temp Blank ____
Cooler Air ____

GZA GEOENVIRONMENTAL, INC.
Laboratory Division

106 South Street
Hopkinton, MA 01748
(781) 278-4700
FAX (508) 435-9912

GZA FILE NO: 04.0022996.22 TASK NO: ____ P.O. NO. 8-32900

PROJECT FNGP

LOCATION Bristol, NH

COLLECTOR(S) AYJ

SHEET 1 OF 1

APPENDIX I
FROM GZA'S YEAR 2004
ANNUAL SUMMARY REPORT

APPENDIX I
TABLE 1
SUMMARY OF WATER QUALITY DATA

CPE Soil Enclosure Water Treatment
Freudenberg-NOK General Partnership Site
Bristol, New Hampshire
NHDES Site No. 198706012

Run 1						
Sample Date	**VOC**	**Spray Aerator**	**Carbon Influent**	**Carbon Midpoint**	**Carbon Effluent**	**Comments**
8/3/2004	vinyl chloride	8				Treatment started at 0900 hrs on 8/3/04. Flow rate decreased on 8/4/04 due to results of samples collected on 8/3/04. treatment discontinued at 1308 hrs on 8/5/04 due to breakthrough of carbon canisters on 8/4/04.
	acetone	270	210	100	10	
	TBA	80	60			
	1,1-DCA	12				
	cis-1,2-DCE	320				
	MEK	580	400	90		
	THF	40	20			
	1,1,1-TCA	5				
	1,2-DCA	7				
	TCE	140				
	MIBK	800	300	50		
	toluene	180				
	ethylbenzene	2				
	xylenes	12				
8/4/2004	vinyl chloride	6				
	acetone	200	180	210	200	
	TBA	60	50	50	50	
	1,1-DCA	9				
	cis-1,2-DCE	270				
	MEK	400	300	160	210	
	THF	30	20	20	20	
	1,1,1-TCA	5				
	1,2-DCA	5				
	TCE	150				
	MIBK	600	240	60	110	
	toluene	190				
	ethylbenzene	2				
	xylenes	10				
8/4/2004	acetone		170	NS	120	Note: "System Influent" sample collected from RW-1. Sample collected by FNGP.
	TBA		50			
	cis-1,2-DCE	11,000				
	MEK		400			
	THF		20			
	1,1,1-TCA	300				
	TCE	6,900				
	MIBK		300			
	toluene	13,000				
8/5/2004	acetone	NS	NS	210		
	TBA			50		
	MEK			240		
	THF			20		
	MIBK			120		

APPENDIX I
TABLE 1
SUMMARY OF WATER QUALITY DATA

CPE Soil Enclosure Water Treatment
Freudenberg-NOK General Partnership Site
Bristol, New Hampshire
NHDES Site No. 198706012

Run 2						
Sample Date	**VOC**	**Spray Aerator**	**Carbon Influent**	**Carbon Midpoint**	**Carbon Effluent**	**Comments**
8/17/2004	vinyl chloride	8				Two carbon canisters (200 lb each) changed out and two carbon canisters (200 lbs each) added (total six 200 lb carbon canisters) on 8/16/04. Treatment started at 0828 hrs on 8/17/04.
	acetone	180	160	40		
	1,1-DCA	10				
	cis-1,2-DCE	290				
	MEK	400	300			
	THF	20	20			
	1,1,1-TCA	5				
	1,2-DCA	5				
	TCE	170				
	MIBK	500	240			
	toluene	200				
	ethylbenzene	2				
	xylenes	11				
8/18/2004	acetone	200	190	200		
	TBA		50			
	cis-1,2-DCE	300				
	MEK	400	320	70		
	THF		20	10		
	TCE	160				
	MIBK	500	290	20		
	toluene	200				
8/19/2004	acetone	200	200	220		Shutdown treatment on 8/20/04 for weekend due to increase in field screening result for system effluent. Carbon change out not performed due to lack of access to analytical laboratory needed to meet required turnaround time specified in surface
	TBA		50	50		
	cis-1,2-DCE	290				
	MEK	400	330	130		
	THF		20	20		
	TCE	150				
	MIBK	500	260	40		

APPENDIX I
TABLE 1
SUMMARY OF WATER QUALITY DATA

CPE Soil Enclosure Water Treatment
Freudenberg-NOK General Partnership Site
Bristol, New Hampshire
NHDES Site No. 198706012

Run 3						
Sample Date	**VOC**	**Spray Aerator**	**Carbon Influent**	**Carbon Midpoint**	**Carbon Effluent**	**Comments**
8/14/2004	acetone	200	NS	NS		Changed out two (200-lb) carbon canisters; shallow tray air stripper cleaned on 8/23/04. Treatment started at 0855 hrs on 8/24/04.
	MEK	260				
	THF	400				
	TCE	160				
	MIBK	600				
	toluene	210				
8/25/2004	acetone	120	70	70		
	1,1-DCA	7				
	cis-1,2-DCE	210				
	MEK	270	20			
	THF		10			
	TCE	120				
	MIBK	380				
	toluene	150				
	xylenes	6				
8/30/2004	acetone	110	100	70		Changed out two (200-lb) carbon canisters.
	1,1-DCA	6				
	cis-1,2-DCE	190				
	MEK	230	190	10		
	THF		10			
	TCE	120				
	MIBK	330	150			
	toluene	150				
8/30/2004	acetone	NS	120	90	NS	
	MEK		70	10		
	THF		20	10		
	MIBK		20			
8/31/2004	acetone	110	100	NS		
	1,1-DCA	7				
	cis-1,2-DCE	210				
	MEK	250	210			
	THF		10			
	TCE	120				
	MIBK	340	170			
	toluene	150				
9/1/2004	acetone		140	NS		Note: "System Influent" sample collected from RW-1. Sample collected by FNGP.
	1,1-DCA					
	cis-1,2-DCE	6,000				
	MEK		300			
	THF		20			
	1,1,1-TCA	200				
	TCE	7,500				
	MIBK		260			
	toluene	8,000				

APPENDIX I
TABLE 1
SUMMARY OF WATER QUALITY DATA

CPE Soil Enclosure Water Treatment
Freudenberg-NOK General Partnership Site
Bristol, New Hampshire
NHDES Site No. 198706012

Run 3						
Sample Date	**VOC**	**Spray Aerator**	**Carbon Influent**	**Carbon Midpoint**	**Carbon Effluent**	**Comments**
9/8/2004	vinyl chloride	16				Note: additional carbon mid point sample collected between first and second set of carbon canisters, see Appendix D for data.
	acetone	220	210	70		
	TBA	70	70			
	1,1-DCA	11				
	cis-1,2-DCE	260	2			
	MEK	480	380			
	THF	30	30			
	1,1,1-TCA	3				
	1,2-DCA	6				
	TCE	100				
	MIBK	560	300			
	toluene	150	2		1	
	ethylbenzene		3			
	xylenes		14			
9/9/2004	vinyl chloride	20				
	acetone	200	180	100		
	TBA		60	50		
	1,1-DCA	10				
	cis-1,2-DCE	240	3			
	MEK	430	360			
	THF		20	10		
	TCE	110	3			
	MIBK	540	320			
	toluene	150	2			
	ethylbenzene	7				
9/17/2004	vinyl chloride	10				
	acetone	230	180	160		
	TBA			70		
	1,1-DCA	9				
	cis-1,2-DCE	210				
	MEK	510	340	30		
	THF			30		
	TCE	93				
	MIBK	690	110			
	toluene	130				
9/21/2004	vinyl chloride	10				
	acetone	170	150	130		
	TBA			70		
	1,1-DCA	7				
	cis-1,2-DCE	170				
	MEK	410	320			
	TCE	100				
	MIBK	550	200			
	toluene	130			2	
	xylenes	6				
10/6/2004	cis-1,2-DCE	4,500		NS		Note: "System Influent" sample collected from RW-1. Sample collected by FNGP.
	1,1,1-TCA	180				
	TCE	6,600				
	toluene	7,100				
	xylenes	70				

APPENDIX I
TABLE 1
SUMMARY OF WATER QUALITY DATA

CPE Soil Enclosure Water Treatment
Freudenberg-NOK General Partnership Site
Bristol, New Hampshire
NHDES Site No. 198706012

Run 3						
Sample Date	**VOC**	**Spray Aerator**	**Carbon Influent**	**Carbon Midpoint**	**Carbon Effluent**	**Comments**
11/3/2004	acetone		70	NS	40	Note: "System Influent" sample collected from RW-1. Sample collected by FNGP. "E" indicates "The reported value exceeds 200 ug/L, which is the concentration of the largest calibration standard. Extrapolation of the calibration curve was employed to obtain the reported value."
	TBA		60			
	cis-1,2-DCE	6,300				
	MEK		250E			
	THF		20			
	1,1,1-TCA	240				
	TCE	7,800				
	MIBK		210E			
	toluene	7,400				
	xylenes	80				

Notes:
1. Samples collected by GZA personnel on the dates shown. Please refer to chain-of-custody forms for sample collection times.
2. Only detected VOCs are shown. Please refer to analytical laboratory reports for laboratory reporting limits.
3. Cis-1,2-DCE indicates cis-1,2-dichloroethene; TCE indicates trichloroethene, MEK indicates methylethylketone; MiBK indicates methylisobutylketone; and VOC indicates volatile organic compound.
4. "Run" number refers to the sequential period of pumping water from the Chlorinated Polyethylene (CPE) soil enclosure water stored within the tank to the treatment system.
5. NS indicates no sample collected.
6. Results are in micrograms per liter (µg/L).
7. NH AGQS = New Hampshire Ambient Groundwater Quality Standard