

**AUTHORIZATION TO DISCHARGE UNDER THE  
NATIONAL POLLUTANT DISCHARGE ELIMINATION SYSTEM**

In compliance with the provisions of the Federal Clean Water Act, as amended, (33 U.S.C. §§1251 et seq.; the "CWA"),

**Town of Lancaster, New Hampshire**

is authorized to discharge from the facility located at

**Lancaster Wastewater Treatment Facility  
Water Street  
Lancaster, NH 03584**

to receiving water named

**Connecticut River**

in accordance with effluent limitations, monitoring requirements and other conditions set forth herein.

This permit shall become effective on the day of signature.<sup>1</sup>

This permit expires at midnight, five years from the last day of the month preceding the effective date.

This permit supersedes the permit issued on November 5, 2008.

This permit consists of **Part I** including the cover page(s), **Attachment A** (Freshwater Acute Toxicity Test Procedure and Protocol, February 2011), and **Part II** (NPDES Part II Standard Conditions, April 2018).

Signed this 1st day of October, 2020

/S/Signature On File

\_\_\_\_\_  
Ken Moraff, Director  
Water Division  
Environmental Protection Agency  
Region 1  
Boston, MA

---

<sup>1</sup> Procedures for appealing EPA's Final Permit decision may be found at 40 C.F.R. § 124.19.

**PART I**

**A. EFFLUENT LIMITATIONS AND MONITORING REQUIREMENTS**

1. During the period beginning on the effective date and lasting through the expiration date, the Permittee is authorized to discharge treated effluent through Outfall Serial Number 001 to Connecticut River. The discharge shall be limited and monitored as specified below; the receiving water and the influent shall be monitored as specified below.

Effluent Characteristic	Effluent Limitation			Monitoring Requirements <sup>1,2,3</sup>	
	Average Monthly	Average Weekly	Maximum Daily	Measurement Frequency	Sample Type <sup>4</sup>
Rolling Average Effluent Flow <sup>5</sup>	1.2 MGD <sup>5</sup>	---	---	Continuous	Recorder
Effluent Flow <sup>5</sup>	Report MGD	---	Report MGD	Continuous	Recorder
BOD <sub>5</sub>	30 mg/L 300 lb/day	45 mg/L 450 lb/day	50 mg/L 500 lb/day	1/week	Grab
BOD <sub>5</sub> Removal	≥ 85 %	---	---	---	Calculation
TSS	30 mg/L 300 lb/day	45 mg/L 450 lb/day	50 mg/L 500 lb/day	1/week	Grab
TSS Removal	≥ 85 %	---	---	---	Calculation
pH Range <sup>6</sup>	6.5 - 8.0 S.U.			1/day	Grab
Total Residual Chlorine <sup>7,8</sup>	1 mg/L	---	1 /mg/L	1/day	Grab
<i>Escherichia coli</i> <sup>7,8</sup>	126/100 mL	---	406/100 mL	2/week	Grab
Total Kjeldahl Nitrogen <sup>9</sup>	Report mg/L	---	Report mg/L	1/week	Grab
Nitrate + Nitrite <sup>9</sup>	Report mg/L	---	Report mg/L	1/week	Grab
Total Nitrogen <sup>9</sup>	Report mg/L Report lb/day	---	Report mg/L	1/week	Grab
<b>Whole Effluent Toxicity (WET) Testing<sup>10,11</sup></b>					
LC <sub>50</sub>	---	---	≥ 50 %	1/year	Grab
Hardness	---	---	Report mg/L	1/year	Grab
Ammonia Nitrogen	---	---	Report mg/L	1/year	Grab
Total Aluminum	---	---	Report mg/L	1/year	Grab

Effluent Characteristic	Effluent Limitation			Monitoring Requirements <sup>1,2,3</sup>	
	Average Monthly	Average Weekly	Maximum Daily	Measurement Frequency	Sample Type <sup>4</sup>
Total Cadmium	---	---	Report mg/L	1/year	Grab
Total Copper	---	---	Report mg/L	1/year	Grab
Total Nickel	---	---	Report mg/L	1/year	Grab
Total Lead	---	---	Report mg/L	1/year	Grab
Total Zinc	---	---	Report mg/L	1/year	Grab
Total Organic Carbon	---	---	Report mg/L	1/year	Grab

Ambient Characteristic <sup>13</sup>	Reporting Requirements			Monitoring Requirements <sup>1,2,3</sup>	
	Average Monthly	Average Weekly	Maximum Daily	Measurement Frequency	Sample Type <sup>4</sup>
Hardness	---	---	Report mg/L	1/year	Grab
Ammonia Nitrogen	---	---	Report mg/L	1/year	Grab
Total Aluminum	---	---	Report mg/L	1/year	Grab
Total Cadmium	---	---	Report mg/L	1/year	Grab
Total Copper	---	---	Report mg/L	1/year	Grab
Total Nickel	---	---	Report mg/L	1/year	Grab
Total Lead	---	---	Report mg/L	1/year	Grab
Total Zinc	---	---	Report mg/L	1/year	Grab
Total Organic Carbon	---	---	Report mg/L	1/year	Grab
Dissolved Organic Carbon <sup>12</sup>	---	---	Report mg/L	1/year	Grab
pH <sup>14</sup>	---	---	Report S.U.	1/year	Grab
Temperature <sup>14</sup>	---	---	Report °C	1/year	Grab

Influent Characteristic	Reporting Requirements			Monitoring Requirements <sup>1,2,3</sup>	
	Average Monthly	Average Weekly	Maximum Daily	Measurement Frequency	Sample Type <sup>4</sup>
BOD <sub>5</sub>	Report mg/L	---	---	2/month	Grab
TSS	Report mg/L	---	---	2/month	Grab

## Footnotes:

1. Effluent samples shall yield data representative of the discharge. A routine sampling program shall be developed in which samples are taken at the same location, same time and same days of the week each month. The Permittee shall report the results to the Environmental Protection Agency Region 1 (EPA) and the State of any additional testing above that required herein, if testing is in accordance with 40 C.F.R. Part 136.
2. In accordance with 40 C.F.R. § 122.44(i)(1)(iv), the Permittee shall monitor according to sufficiently sensitive test procedures (i.e., methods) approved under 40 C.F.R. Part 136 or required under 40 C.F.R. chapter I, subchapter N or O, for the analysis of pollutants or pollutant parameters (except WET). A method is “sufficiently sensitive” when: 1) The method minimum level (ML) is at or below the level of the effluent limitation established in the permit for the measured pollutant or pollutant parameter; or 2) The method has the lowest ML of the analytical methods approved under 40 C.F.R. Part 136 or required under 40 C.F.R. chapter I, subchapter N or O for the measured pollutant or pollutant parameter. The term “minimum level” refers to either the sample concentration equivalent to the lowest calibration point in a method or a multiple of the method detection limit (MDL), whichever is higher. Minimum levels may be obtained in several ways: They may be published in a method; they may be based on the lowest acceptable calibration point used by a laboratory; or they may be calculated by multiplying the MDL in a method, or the MDL determined by a laboratory, by a factor.
3. When a parameter is not detected above the ML, the Permittee must report the data qualifier signifying less than the ML for that parameter (e.g., < 50 µg/L, if the ML for a parameter is 50 µg/L). For reporting an average based on a mix of values detected and not detected, assign a value of “0” to all non-detects for that reporting period and report the average of all the results.
4. A “grab” sample is an individual sample collected in a period of less than 15 minutes.  
  
A “composite” sample is a composite of at least twenty-four (24) grab samples taken during one consecutive 24-hour period, either collected at equal intervals and combined proportional to flow or continuously collected proportional to flow.
5. The limit is a rolling annual average, reported in million gallons per day (MGD), which will be calculated as the arithmetic mean of the monthly average flow for the reporting month and the monthly average flows of the previous eleven months. Also report monthly average and maximum daily flow in MGD.

6. The pH shall be within the specified range at all times. The minimum and maximum pH sample measurement values for the month shall be reported in standard units (S.U.). See Part I.G.1 below for a provision to modify the pH range.
7. The Permittee shall minimize the use of chlorine while maintaining adequate bacterial control. Monitoring for total residual chlorine (TRC) is only required for discharges which have been previously chlorinated or which contain residual chlorine.

Chlorination and dechlorination systems shall include an alarm system for indicating system interruptions or malfunctions. Any interruption or malfunction of the chlorine dosing system that may have resulted in levels of chlorine that were inadequate for achieving effective disinfection, or interruptions or malfunctions of the dechlorination system that may have resulted in excessive levels of chlorine in the final effluent shall be reported with the monthly DMRs and in accordance with any more frequent reporting requirements in accordance with Part II Standard Conditions. The report shall include the date and time of the interruption or malfunction, the nature of the problem, and the estimated amount of time that the reduced levels of chlorine or dechlorination chemicals occurred.

8. The monthly average limit for *E. coli* is expressed as a geometric mean. *E. coli* monitoring shall be conducted concurrently with TRC monitoring, if TRC monitoring is required.
9. Total Kjeldahl nitrogen and nitrate + nitrite samples shall be collected concurrently. The results of these analyses shall be used to calculate both the concentration and mass loadings of total nitrogen, as follows.

Total Nitrogen (mg/L) = Total Kjeldahl Nitrogen (mg/L) + Nitrate + Nitrite (mg/L)

Total Nitrogen (lb/day) = [(average monthly Total Nitrogen (mg/L) \* total monthly effluent flow (Millions of Gallons (MG)) / # of days in the month] \* 8.345

For nitrogen optimization requirements, see Part I.G.2.

10. The Permittee shall conduct acute toxicity tests (LC<sub>50</sub>) in accordance with test procedures and protocols specified in **Attachment A** of this permit. LC<sub>50</sub> and C-NOEC are defined in Part II.E. of this permit. The Permittee shall test the daphnid, *Ceriodaphnia dubia*, and the fathead minnow, *Pimephales promelas*. Toxicity test samples shall be collected and tests completed once per year during the calendar quarter ending September 30<sup>th</sup>. The complete report for each toxicity test shall be submitted as an attachment to the DMR submittal which includes the results for that toxicity test.

11. For Part I.A.1., Whole Effluent Toxicity Testing, the Permittee shall conduct the analyses specified in **Attachment A**, Part VI. CHEMICAL ANALYSIS for the effluent sample. If toxicity test(s) using the receiving water as diluent show the receiving water to be toxic or unreliable, the Permittee shall follow procedures outlined in **Attachment A**, Section IV., DILUTION WATER. Minimum levels and test methods are specified in **Attachment A**, Part VI. CHEMICAL ANALYSIS.
12. Monitoring and reporting for dissolved organic carbon (DOC) are not requirements of the Whole Effluent Toxicity (WET) tests but are additional requirements. The Permittee may analyze the WET samples for DOC or may collect separate samples for DOC concurrently with WET sampling.
13. For Part I.A.1., Ambient Characteristic, the Permittee shall conduct the analyses specified in **Attachment A**, Part VI. CHEMICAL ANALYSIS for the receiving water sample collected as part of the WET testing requirements. Such samples shall be taken from the receiving water at a point immediately upstream of the permitted discharge's zone of influence at a reasonably accessible location, as specified in **Attachment A**. Minimum levels and test methods are specified in **Attachment A**, Part VI. CHEMICAL ANALYSIS.
14. A pH and temperature measurement shall be taken of each receiving water sample at the time of collection and the results reported on the appropriate DMR. These pH and temperature measurements are independent from any pH and temperature measurements required by the WET testing protocols.

**Part I.A. continued.**

2. The discharge shall not cause a violation of the water quality standards of the receiving water.
3. The discharge shall be free from substances in kind or quantity that settle to form harmful benthic deposits; float as foam, debris, scum or other visible substances; produce odor, color, taste or turbidity that is not naturally occurring and would render the surface water unsuitable for its designated uses; result in the dominance of nuisance species; or interfere with recreational activities.
4. Tainting substances shall not be present in the discharge in concentrations that individually or in combination are detectable by taste and odor tests performed on the edible portions of aquatic organisms.
5. The discharge shall not result in toxic substances or chemical constituents in concentrations or combinations in the receiving water that injure or are inimical to plants, animals, humans or aquatic life; or persist in the environment or accumulate in aquatic organisms to levels that result in harmful concentrations in edible portions of fish, shellfish, other aquatic life, or wildlife that might consume aquatic life.
6. The discharge shall not result in benthic deposits that have a detrimental impact on the benthic community. The discharge shall not result in oil and grease, color, slicks, odors, or surface floating solids that would impair any existing or designated uses in the receiving water.
7. The discharge shall not result in an exceedance of the naturally occurring turbidity in the receiving water by more than 10 NTUs.
8. The Permittee must provide adequate notice to EPA-Region 1 and the State of the following:
  - a. Any new introduction of pollutants into the POTW from an indirect discharger which would be subject to Part 301 or Part 306 of the Clean Water Act if it were directly discharging those pollutants or in a primary industry category (see 40 C.F.R. Part 122 Appendix A as amended) discharging process water; and
  - b. Any substantial change in the volume or character of pollutants being introduced into that POTW by a source introducing pollutants into the POTW at the time of issuance of the permit.
  - c. For purposes of this paragraph, adequate notice shall include information on:
    - (1) The quantity and quality of effluent introduced into the POTW; and
    - (2) Any anticipated impact of the change on the quantity or quality of effluent to be discharged from the POTW.

9. Pollutants introduced into the POTW by a non-domestic source (user) shall not pass through the POTW or interfere with the operation or performance of the works.

## **B. UNAUTHORIZED DISCHARGES**

This permit authorizes discharges only from the outfall listed in Part I.A.1, in accordance with the terms and conditions of this permit. Discharges of wastewater from any other point sources, including sanitary sewer overflows (SSOs), are not authorized by this permit in accordance with Part II.D.1.e.(1) (24-hour reporting). See Part I.H below for reporting requirements.

## **C. OPERATION AND MAINTENANCE OF THE SEWER SYSTEM**

Operation and maintenance (O&M) of the sewer system shall be in compliance with the Standard Conditions of Part II and the following terms and conditions. The Permittee shall complete the following activities for the collection system which it owns:

### **1. Maintenance Staff**

The Permittee shall provide an adequate staff to carry out the operation, maintenance, repair, and testing functions required to ensure compliance with the terms and conditions of this permit. Provisions to meet this requirement shall be described in the Collection System O&M Plan required pursuant to Section C.5. below.

### **2. Preventive Maintenance Program**

The Permittee shall maintain an ongoing preventive maintenance program to prevent overflows and bypasses caused by malfunctions or failures of the sewer system infrastructure. The program shall include an inspection program designed to identify all potential and actual unauthorized discharges. Plans and programs to meet this requirement shall be described in the Collection System O&M Plan required pursuant to Section C.5. below.

### **3. Infiltration/Inflow**

The Permittee shall control infiltration and inflow (I/I) into the sewer system as necessary to prevent high flow related unauthorized discharges from their collection systems and high flow related violations of the wastewater treatment plant's effluent limitations. Plans and programs to control I/I shall be described in the Collection System O&M Plan required pursuant to Section C.5. below.

### **4. Collection System Mapping**

The Permittee shall maintain a map of the sewer collection system it owns. The map shall be on a street map of the community, with sufficient detail and at a scale to allow easy interpretation. The collection system information shown on the map shall be based on current



conditions and shall be kept up-to-date and available for review by federal, state, or local agencies. Such map(s) shall include, but not be limited to the following:

- a. All sanitary sewer lines and related manholes;
- b. All combined sewer lines, related manholes, and catch basins;
- c. All combined sewer regulators and any known or suspected connections between the sanitary sewer and storm drain systems (e.g. combination manholes);
- d. All outfalls, including the treatment plant outfall(s), CSOs, and any known or suspected SSOs, including stormwater outfalls that are connected to combination manholes;
- e. All pump stations and force mains;
- f. The wastewater treatment facility(ies);
- g. All surface waters (labeled);
- h. Other major appurtenances such as inverted siphons and air release valves;
- i. A numbering system which uniquely identifies manholes, catch basins, overflow points, regulators and outfalls;
- j. The scale and a north arrow; and
- k. The pipe diameter, date of installation, type of material, distance between manholes, and the direction of flow.

#### 5. Collection System O&M Plan

The Permittee shall continue to update and implement a Collection System O&M Plan is has previously submitted to EPA and the State. The plan shall be available for review by federal, state and local agencies as requested. The Plan shall include:

- a. A description of the collection system management goals, staffing, information management, and legal authorities;
- b. A description of the collection system and the overall condition of the collection system including a list of all pump stations and a description of recent studies and construction activities; and
- c. A preventive maintenance and monitoring program for the collection system;
- d. Description of sufficient staffing necessary to properly operate and maintain the sanitary sewer collection system and how the operation and maintenance program is staffed;

- e. Description of funding, the source(s) of funding and provisions for funding sufficient for implementing the plan;
- f. Identification of known and suspected overflows and back-ups, including manholes. A description of the cause of the identified overflows and back-ups, corrective actions taken, and a plan for addressing the overflows and back-ups consistent with the requirements of this permit;
- g. A description of the Permittee's programs for preventing I/I related effluent violations and all unauthorized discharges of wastewater, including overflows and by-passes and the ongoing program to identify and remove sources of I/I. The program shall include an inflow identification and control program that focuses on the disconnection and redirection of illegal sump pumps and roof down spouts;
- h. An educational public outreach program for all aspects of I/I control, particularly private inflow; and
- i. An Overflow Emergency Response Plan to protect public health from overflows and unanticipated bypasses or upsets that exceed any effluent limitation in the permit.

#### 6. Annual Reporting Requirement

The Permittee shall submit a summary report of activities related to the implementation of its Collection System O&M Plan during the previous calendar year. The report shall be submitted to EPA and the State annually by March 31. The summary report shall, at a minimum, include:

- a. A description of the staffing levels maintained during the year;
- b. A map and a description of inspection and maintenance activities conducted and corrective actions taken during the previous year;
- c. Expenditures for any collection system maintenance activities and corrective actions taken during the previous year;
- d. A map with areas identified for investigation/action in the coming year;
- e. A summary of unauthorized discharges during the past year and their causes and a report of any corrective actions taken as a result of the unauthorized discharges reported pursuant to the Unauthorized Discharges section of this permit; and
- f. If the monthly average flow exceeded 80 percent of the facility's 1.2 MGD design flow (1.00 MGD) for three consecutive months in the previous calendar year, or there have been capacity related overflows, the report shall include:
  - (1) Plans for further potential flow increases describing how the Permittee will maintain compliance with the flow limit and all other effluent limitations and conditions; and

- (2) A calculation of the maximum daily, weekly, and monthly infiltration and the maximum daily, weekly, and monthly inflow for the reporting year.

#### **D. ALTERNATE POWER SOURCE**

In order to maintain compliance with the terms and conditions of this permit, the Permittee shall provide an alternative power source(s) sufficient to operate the portion of the publicly owned treatment works it owns and operates, as defined in Part II.E.1 of this permit.

#### **E. INDUSTRIAL USERS AND PRETREATMENT PROGRAM**

1. The Permittee shall submit to EPA and the State the name of any Industrial User (IU) subject to Categorical Pretreatment Standards under 40 C.F.R. § 403.6 and 40 C.F.R. chapter I, subchapter N (Parts 405-415, 417-430, 432, 447, 449-451, 454, 455, 457-461, 463-469, and 471 as amended) who commences discharge to the facility after the effective date of this permit.

This reporting requirement also applies to any other IU who is classified as a Significant Industrial User which discharges an average of 25,000 gallons per day or more of process wastewater into the facility (excluding sanitary, noncontact cooling and boiler blowdown wastewater); contributes a process wastewater which makes up five (5) percent or more of the average dry weather hydraulic or organic capacity of the facility; or is designated as such by the Control Authority as defined in 40 C.F.R. § 403.3(f) on the basis that the industrial user has a reasonable potential to adversely affect the wastewater treatment facility's operation, or for violating any pretreatment standard or requirement (in accordance with 40 C.F.R. § 403.8(f)(6)).

2. In the event that the Permittee receives originals of reports (baseline monitoring reports, 90-day compliance reports, periodic reports on continued compliance, etc.) from industrial users subject to Categorical Pretreatment Standards under 40 C.F.R. § 403.6 and 40 C.F.R. chapter I, subchapter N (Parts 405-415, 417-430, 432-447, 449-451, 454, 455, 457-461, 463-469, and 471 as amended), or from a Significant Industrial User, the Permittee shall forward the originals of these reports within ninety (90) days of their receipt to EPA, and copy the State.

#### **F. SLUDGE CONDITIONS**

1. The Permittee shall comply with all existing federal and state laws and regulations that apply to sewage sludge use and disposal practices, including EPA regulations promulgated at 40 C.F.R. Part 503, which prescribe "Standards for the Use or Disposal of Sewage Sludge" pursuant to § 405(d) of the CWA, 33 U.S.C. § 1345(d).
2. If both state and federal requirements apply to the Permittee's sludge use and/or disposal practices, the Permittee shall comply with the more stringent of the applicable requirements.
3. The requirements and technical standards of 40 C.F.R. Part 503 apply to the following sludge use or disposal practices:

- a. Land application - the use of sewage sludge to condition or fertilize the soil
  - b. Surface disposal - the placement of sewage sludge in a sludge only landfill
  - c. Sewage sludge incineration in a sludge only incinerator
4. The requirements of 40 C.F.R. Part 503 do not apply to facilities which dispose of sludge in a municipal solid waste landfill. 40 C.F.R. § 503.4. These requirements also do not apply to facilities which do not use or dispose of sewage sludge during the life of the permit but rather treat the sludge (e.g., lagoons, reed beds), or are otherwise excluded under 40 C.F.R. § 503.6.
  5. The 40 C.F.R. Part 503 requirements include the following elements:
    - a. General requirements
    - b. Pollutant limitations
    - c. Operational Standards (pathogen reduction requirements and vector attraction reduction requirements)
    - d. Management practices
    - e. Record keeping
    - f. Monitoring
    - g. Reporting

Which of the 40 C.F.R. Part 503 requirements apply to the Permittee will depend upon the use or disposal practice followed and upon the quality of material produced by a facility. The EPA Region 1 Guidance document, "EPA Region 1 - NPDES Permit Sludge Compliance Guidance" (November 4, 1999), may be used by the Permittee to assist it in determining the applicable requirements.<sup>2</sup>

6. The sludge shall be monitored for pollutant concentrations (all Part 503 methods) and pathogen reduction and vector attraction reduction (land application and surface disposal) at the following frequency. This frequency is based upon the volume of sewage sludge generated at the facility in dry metric tons per year, as follows:

less than 290	1/ year
290 to less than 1,500	1 /quarter
1,500 to less than 15,000	6 /year
15,000 +	1 /month

Sampling of the sewage sludge shall use the procedures detailed in 40 C.F.R. § 503.8.

---

<sup>2</sup> This guidance document is available upon request from EPA Region 1 and may also be found at: <http://www.epa.gov/region1/npdes/permits/generic/sludgeguidance.pdf>

7. Under 40 C.F.R. § 503.9(r), the Permittee is a “person who prepares sewage sludge” because it “is ... the person who generates sewage sludge during the treatment of domestic sewage in a treatment works ...” If the Permittee contracts with *another* “person who prepares sewage sludge” under 40 C.F.R. § 503.9(r) – i.e., with “a person who derives a material from sewage sludge” – for use or disposal of the sludge, then compliance with Part 503 requirements is the responsibility of the contractor engaged for that purpose. If the Permittee does not engage a “person who prepares sewage sludge,” as defined in 40 C.F.R. § 503.9(r), for use or disposal, then the Permittee remains responsible to ensure that the applicable requirements in Part 503 are met. 40 C.F.R. § 503.7. If the ultimate use or disposal method is land application, the Permittee is responsible for providing the person receiving the sludge with notice and necessary information to comply with the requirements of 40 C.F.R. § 503 Subpart B.
8. The Permittee shall submit an annual report containing the information specified in the 40 C.F.R. Part 503 requirements (§ 503.18 (land application), § 503.28 (surface disposal), or § 503.48 (incineration)) by **February 19** (*see also* “EPA Region 1 - NPDES Permit Sludge Compliance Guidance”). Reports shall be submitted electronically using EPA’s Electronic Reporting tool (“NeT”) (*see* “Reporting Requirements” section below).
9. Compliance with the requirements of this permit or 40 C.F.R. Part 503 shall not eliminate or modify the need to comply with applicable requirements under RSA 485-A and Env-Wq 800, New Hampshire Sludge Management Rules.

## G. SPECIAL CONDITIONS

### 1. Provision to Modify pH Range

The pH range may be modified if the Permittee satisfies conditions set forth in Part I.I.5 below. Upon notification of an approval by NHDES, EPA will review and, if acceptable, will submit written notice to the Permittee of the permit change. The modified pH range will not be in effect until the Permittee receives written notice from EPA.

### 2. Total Nitrogen Optimization Requirements

- a. The Permittee shall continue to optimize the treatment facility operations relative to total nitrogen (“TN”) removal through measures and/or operational changes designed to enhance the removal of nitrogen in order to minimize the annual average mass discharge of total nitrogen.
- b. The Permittee shall submit an annual report to EPA and the NHDES-WD, by February 1st of each year, that summarizes activities related to optimizing nitrogen removal efficiencies, documents the annual nitrogen discharge load from the facility, and tracks trends relative to the previous calendar year. If, in any year, the treatment facility discharges of TN on an average annual basis have increased, the annual report shall include a detailed explanation of the reasons why TN discharges have increased, including any changes in influent flows/loads and any operational changes. The report shall also include all supporting data.

## H. REPORTING REQUIREMENTS

Unless otherwise specified in this permit, the Permittee shall submit reports, requests, and information and provide notices in the manner described in this section.

### 1. Submittal of DMRs Using NetDMR

The Permittee shall continue to submit its monthly monitoring data in discharge monitoring reports (DMRs) to EPA and the State no later than the 15th day of the month electronically using NetDMR. When the Permittee submits DMRs using NetDMR, it is not required to submit hard copies of DMRs to EPA or the State. NetDMR is accessible through EPA's Central Data Exchange at <https://cdx.epa.gov/>.

### 2. Submittal of Reports as NetDMR Attachments

Unless otherwise specified in this permit, the Permittee shall electronically submit all reports to EPA as NetDMR attachments rather than as hard copies. This includes the NHDES Monthly Operating Reports (MORs). *See* Part I.H.6. for more information on State reporting. Because the due dates for reports described in this permit may not coincide with the due date for submitting DMRs (which is no later than the 15th day of the month), a report submitted electronically as a NetDMR attachment shall be considered timely if it is electronically submitted to EPA using NetDMR with the next DMR due following the report due date specified in this permit.

### 3. Submittal of Biosolids/Sewage Sludge Reports

By February 19 of each year, the Permittee must electronically report their annual Biosolids/Sewage Sludge Report for the previous calendar year using EPA's NPDES Electronic Reporting Tool ("NeT"), or another approved EPA system, which is accessible through EPA's Central Data Exchange at <https://cdx.epa.gov/>.

### 4. Submittal of Requests and Reports to EPA Water Division (WD)

a. The following requests, reports, and information described in this permit shall be submitted to the NPDES Applications Coordinator in EPA Water Division (WD):

- (1) Transfer of permit notice;
- (2) Request for changes in sampling location;
- (3) Request for reduction in testing frequency;
- (4) Report on unacceptable dilution water / request for alternative dilution water for WET testing.
- (5) Report of new industrial user commencing discharge
- (6) Report received from existing industrial user

- b. These reports, information, and requests shall be submitted to EPA WD electronically at [R1NPDESReporting@epa.gov](mailto:R1NPDESReporting@epa.gov).
5. Submittal of Reports to EPA Enforcement and Compliance Assurance Division (ECAD) in Hard Copy Form
  - a. The following notifications and reports shall be signed and dated originals, submitted as hard copy, with a cover letter describing the submission:
    - (1) Prior to 21 December 2020, written notifications required under Part II.B.4.c, for bypasses, and Part II.D.1.e, for sanitary sewer overflows (SSOs). Starting on 21 December 2020, such notifications must be done electronically using EPA's NPDES Electronic Reporting Tool ("NeT"), or another approved EPA system, which will be accessible through EPA's Central Data Exchange at <https://cdx.epa.gov/>.
  - b. This information shall be submitted to EPA ECAD at the following address:

U.S. Environmental Protection Agency  
Enforcement and Compliance Assurance Division  
Water Compliance Section  
5 Post Office Square, Suite 100 (04-SMR)  
Boston, MA 02109-3912

## 6. State Reporting

Unless otherwise specified in this permit or by the State, duplicate signed copies of all reports, information, requests or notifications described in this permit, including the reports, information, requests or notifications described in Parts I.H.3 through I.H.5 shall also be submitted to the New Hampshire Department of Environmental Services, Water Division (NHDES-WD) electronically to the Permittee's assigned NPDES inspector at NHDES-WD or as a hardcopy to the following addresses:

New Hampshire Department of Environmental Services  
Water Division  
Wastewater Engineering Bureau  
29 Hazen Drive, P.O. Box 95  
Concord, New Hampshire 03302-0095

## 7. Verbal Reports and Verbal Notifications

- a. Any verbal reports or verbal notifications, if required in Parts I and/or II of this permit, shall be made to both EPA and to the State. This includes verbal reports and notifications which require reporting within 24 hours (e.g., Part II.B.4.c.(2), Part II.B.5.c.(3), and Part II.D.1.e).

b. Verbal reports and verbal notifications shall be made to:

EPA ECAD at 617-918-1510  
and  
NHDES Assigned NPDES Inspector at 603-271-1494

## I. STATE PERMIT CONDITIONS

1. The Permittee shall not at any time, either alone or in conjunction with any person or persons, cause directly or indirectly the discharge of waste into the said receiving water unless it has been treated in such a manner as will not lower the legislated water quality classification of, or interfere with the uses assigned to, said water by the New Hampshire Legislature (RSA 485-A:12).
2. This NPDES discharge permit is issued by EPA under federal law. Upon final issuance by EPA, the New Hampshire Department of Environmental Services-Water Division (NHDES-WD) may adopt this permit, including all terms and conditions, as a state permit pursuant to RSA 485-A:13.
3. EPA shall have the right to enforce the terms and conditions of this permit pursuant to federal law and NHDES-WD shall have the right to enforce the permit pursuant to state law, if the permit is adopted. Any modification, suspension, or revocation of this permit shall be effective only with respect to the agency taking such action and shall not affect the validity or status of the permit as issued by the other agency.
4. Pursuant to New Hampshire Statute RSA 485-A:13, I(c), any person responsible for a bypass or upset at a *wastewater facility* shall give immediate notice of a bypass or upset to all public or privately owned water systems drawing water from the same receiving water and located within 20 miles downstream of the point of discharge regardless of whether or not it is on the same receiving water or on another surface water to which the receiving water is tributary. Wastewater facility is defined at RSA 485-A:2XIX as the structures, equipment, and processes required to collect, convey, and treat domestic and industrial wastes, and dispose of the effluent and sludge. The Permittee shall maintain a list of persons, and their telephone numbers, who are to be notified immediately by telephone. In addition, written notification, which shall be postmarked within 3 days of the bypass or upset, shall be sent to such persons.
5. The pH range of 6.5 to 8.0 Standard Units (S.U.) must be achieved in the final effluent unless the Permittee can demonstrate to NHDES-WD: 1) that the range should be widened due to naturally occurring conditions in the receiving water; or 2) that the naturally occurring receiving water pH is not significantly altered by the Permittee's discharge. The scope of any demonstration project must receive prior approval from NHDES-WD. In no case, shall the above procedure result in pH limits outside the range of 6.0 to 9.0 S.U., which is the federal effluent limitation guideline regulation for pH for secondary treatment and is found in 40 C.F.R. § 133.102(c).



6. Pursuant to New Hampshire Code of Administrative Rules, Env-Wq 703.07(a):
  - a. Any person proposing to construct or modify any of the following shall submit an application for a sewer connection permit to the department:
    - (1) Any extension of a collector or interceptor, whether public or private, regardless of flow;
    - (2) Any wastewater connection or other discharge in excess of 5,000 gpd;
    - (3) Any wastewater connection or other discharge to a WWTP operating in excess of 80 percent design flow capacity or design loading capacity based on actual average flow or loading for 3 consecutive months;
    - (4) Any industrial wastewater connection or change in existing discharge of industrial wastewater, regardless of quality or quantity;
    - (5) Any sewage pumping station greater than 50 gpm or serving more than one building; or
    - (6) Any proposed sewer that serves more than one building or that requires a manhole at the connection.
7. For each new or increased discharge of industrial waste to the POTW, the Permittee shall submit, in accordance with Env-Wq 305.10(a) an "Industrial Wastewater Discharge Request."
8. Pursuant to Env-Wq 305.15(d) and 305.16(f), the Permittee shall not allocate or accept for treatment more than 90 percent of the headworks loading limits of the facility.
9. Pursuant to Env-Wq 305.21, at a frequency no less than every five years, the Permittee shall submit to NHDES:
  - a. A copy of its current sewer use ordinance if it has been revised without department approval subsequent to any previous submittal to the department or a certification that no changes have been made.
  - b. A current list of all significant indirect dischargers to the POTW. At a minimum, the list shall include for each significant indirect discharger, its name and address, the name and daytime telephone number of a contact person, products manufactured, industrial processes used, existing pretreatment processes, and discharge permit status.
  - c. A list of all permitted indirect dischargers; and
  - d. A certification that the municipality is strictly enforcing its sewer use ordinance and all discharge permits it has issued.

10. When the effluent discharged for a period of three (3) consecutive months exceeds 80 percent of the 1.25 MGD design flow (1.00 MGD) or design loading capacity, the Permittee shall submit to the permitting authorities a projection of flows and loadings up to the time when the design capacity of the treatment facility will be reached, and a program for maintaining satisfactory treatment levels consistent with approved water quality management plans. Before the design flow will be reached, or whenever treatment necessary to achieve permit limits cannot be assured, the Permittee may be required to submit plans for facility improvements.

## ATTACHMENT A

### USEPA REGION 1 FRESHWATER ACUTE TOXICITY TEST PROCEDURE AND PROTOCOL

#### I. GENERAL REQUIREMENTS

The permittee shall conduct acceptable acute toxicity tests in accordance with the appropriate test protocols described below:

- **Daphnid (Ceriodaphnia dubia) definitive 48 hour test.**
- **Fathead Minnow (Pimephales promelas) definitive 48 hour test.**

Acute toxicity test data shall be reported as outlined in Section VIII.

#### II. METHODS

The permittee shall use 40 CFR Part 136 methods. Methods and guidance may be found at:

[http://water.epa.gov/scitech/methods/cwa/wet/disk2\\_index.cfm](http://water.epa.gov/scitech/methods/cwa/wet/disk2_index.cfm)

The permittee shall also meet the sampling, analysis and reporting requirements included in this protocol. This protocol defines more specific requirements while still being consistent with the Part 136 methods. If, due to modifications of Part 136, there are conflicting requirements between the Part 136 method and this protocol, the permittee shall comply with the requirements of the Part 136 method.

#### III. SAMPLE COLLECTION

A discharge sample shall be collected. Aliquots shall be split from the sample, containerized and preserved (as per 40 CFR Part 136) for chemical and physical analyses required. The remaining sample shall be measured for total residual chlorine and dechlorinated (if detected) in the laboratory using sodium thiosulfate for subsequent toxicity testing. (Note that EPA approved test methods require that samples collected for metals analyses be preserved immediately after collection.) Grab samples must be used for pH, temperature, and total residual chlorine (as per 40 CFR Part 122.21).

Standard Methods for the Examination of Water and Wastewater describes dechlorination of samples (APHA, 1992). Dechlorination can be achieved using a ratio of 6.7 mg/L anhydrous sodium thiosulfate to reduce 1.0 mg/L chlorine. If dechlorination is necessary, a thiosulfate control (maximum amount of thiosulfate in lab control or receiving water) must also be run in the WET test.

All samples held overnight shall be refrigerated at 1- 6°C.

#### IV. DILUTION WATER

A grab sample of dilution water used for acute toxicity testing shall be collected from the receiving water at a point immediately upstream of the permitted discharge's zone of influence at a reasonably accessible location. Avoid collection near areas of obvious road or agricultural runoff, storm sewers or other point source discharges and areas where stagnant conditions exist. In the case where an alternate dilution water has been agreed upon an additional receiving water control (0% effluent) must also be tested.

If the receiving water diluent is found to be, or suspected to be toxic or unreliable, an alternate standard dilution water of known quality with a hardness, pH, conductivity, alkalinity, organic carbon, and total suspended solids similar to that of the receiving water may be substituted **AFTER RECEIVING WRITTEN APPROVAL FROM THE PERMIT ISSUING AGENCY(S)**. Written requests for use of an alternate dilution water should be mailed with supporting documentation to the following address:

Director  
Water Division  
U.S. Environmental Protection Agency-New  
England 5 Post Office Sq., Suite 100 (06-5)  
Boston, MA 02109-3912

and

Manager  
Water Technical Unit (SEW)  
U.S. Environmental Protection Agency  
5 Post Office Sq., Suite 100 (OES04-4)  
Boston, MA 02109-3912

Note: USEPA Region 1 retains the right to modify any part of the alternate dilution water policy stated in this protocol at any time. Any changes to this policy will be documented in the annual DMR posting.

*See the most current annual DMR instructions which can be found on the EPA Region 1 website at <http://www.epa.gov/region1/enforcement/water/dmr.html> for further important details on alternate dilution water substitution requests.*

It may prove beneficial to have the proposed dilution water source screened for suitability prior to toxicity testing. EPA strongly urges that screening be done prior to set up of a full definitive toxicity test any time there is question about the dilution water's ability to support acceptable performance as outlined in the 'test acceptability' section of the protocol.

#### V. TEST CONDITIONS

The following tables summarize the accepted daphnid and fathead minnow toxicity test conditions and test acceptability criteria:

**EPA NEW ENGLAND EFFLUENT TOXICITY TEST CONDITIONS FOR THE DAPHNID, CERIODAPHNIA DUBIA 48 HOUR ACUTE TESTS<sup>1</sup>**

1.	Test type	Static, non-renewal
2.	Temperature (°C)	20 ± 1°C or 25 ± 1°C
3.	Light quality	Ambient laboratory illumination
4.	Photoperiod	16 hour light, 8 hour dark
5.	Test chamber size	Minimum 30 ml
6.	Test solution volume	Minimum 15 ml
7.	Age of test organisms	1-24 hours (neonates)
8.	No. of daphnids per test chamber	5
9.	No. of replicate test chambers per treatment	4
10.	Total no. daphnids per test concentration	20
11.	Feeding regime	As per manual, lightly feed YCT and <u>Selenastrum</u> to newly released organisms while holding prior to initiating test
12.	Aeration	None
13.	Dilution water <sup>2</sup>	Receiving water, other surface water, synthetic water adjusted to the hardness and alkalinity of the receiving water (prepared using either Millipore Milli-Q <sup>R</sup> or equivalent deionized water and reagent grade chemicals according to EPA acute toxicity test manual) or deionized water combined with mineral water to appropriate hardness.
14.	Dilution series	≥ 0.5, must bracket the permitted RWC
15.	Number of dilutions	5 plus receiving water and laboratory water control and thiosulfate control, as necessary. An additional dilution at the permitted effluent concentration (% effluent) is required if it is not included in the dilution

series.

- |                            |   |
|----------------------------|---|
| 16. Effect measured        | Mortality-no movement of body or appendages on gentle prodding  |
| 17. Test acceptability     | 90% or greater survival of test organisms in dilution water control solution  |
| 18. Sampling requirements  | For on-site tests, samples must be used within 24 hours of the time that they are removed from the sampling device. For off-site tests, samples must first be used within 36 hours of collection. |
| 19. Sample volume required | Minimum 1 liter   |

---

Footnotes:

1. Adapted from EPA-821-R-02-012.
2. Standard prepared dilution water must have hardness requirements to generally reflect the characteristics of the receiving water.

**EPA NEW ENGLAND TEST CONDITIONS FOR THE FATHEAD MINNOW  
(PIMEPHALES PROMELAS) 48 HOUR ACUTE TEST<sup>1</sup>**

---

1. Test Type	Static, non-renewal
2. Temperature (°C)	20 ± 1 ° C or 25 ± 1°C
3. Light quality	Ambient laboratory illumination
4. Photoperiod	16 hr light, 8 hr dark
5. Size of test vessels	250 mL minimum
6. Volume of test solution	Minimum 200 mL/replicate
7. Age of fish	1-14 days old and age within 24 hrs of each other
8. No. of fish per chamber	10
9. No. of replicate test vessels per treatment	4
10. Total no. organisms per concentration	40
11. Feeding regime	As per manual, lightly feed test age larvae using concentrated brine shrimp nauplii while holding prior to initiating test
12. Aeration	None, unless dissolved oxygen (D.O.) concentration falls below 4.0 mg/L, at which time gentle single bubble aeration should be started at a rate of less than 100 bubbles/min. (Routine D.O. check is recommended.)
13. dilution water <sup>2</sup>	Receiving water, other surface water, synthetic water adjusted to the hardness and alkalinity of the receiving water (prepared using either Millipore Milli-Q <sup>R</sup> or equivalent deionized and reagent grade chemicals according to EPA acute toxicity test manual) or deionized water combined with mineral water to appropriate hardness.
14. Dilution series	≥ 0.5, must bracket the permitted RWC

- |                            |  |
|----------------------------|--|
| 15. Number of dilutions    | 5 plus receiving water and laboratory water control and thiosulfate control, as necessary. An additional dilution at the permitted effluent concentration (% effluent) is required if it is not included in the dilution series. |
| 16. Effect measured        | Mortality-no movement on gentle prodding   |
| 17. Test acceptability     | 90% or greater survival of test organisms in dilution water control solution   |
| 18. Sampling requirements  | For on-site tests, samples must be used within 24 hours of the time that they are removed from the sampling device. For off-site tests, samples are used within 36 hours of collection.  |
| 19. Sample volume required | Minimum 2 liters   |

---

Footnotes:

1. Adapted from EPA-821-R-02-012
2. Standard dilution water must have hardness requirements to generally reflect characteristics of the receiving water.



## VI. CHEMICAL ANALYSIS

At the beginning of a static acute toxicity test, pH, conductivity, total residual chlorine, oxygen, hardness, alkalinity and temperature must be measured in the highest effluent concentration and the dilution water. Dissolved oxygen, pH and temperature are also measured at 24 and 48 hour intervals in all dilutions. The following chemical analyses shall be performed on the 100 percent effluent sample and the upstream water sample for each sampling event.

<u>Parameter</u>	Effluent	Receiving Water	ML (mg/l)
Hardness <sup>1</sup>	x	x	0.5
Total Residual Chlorine (TRC) <sup>2, 3</sup>	x		0.02
Alkalinity	x	x	2.0
pH	x	x	--
Specific Conductance	x	x	--
Total Solids	x		--
Total Dissolved Solids	x		--
Ammonia	x	x	0.1
Total Organic Carbon	x	x	0.5
Total Metals			
Cd	x	x	0.0005
Pb	x	x	0.0005
Cu	x	x	0.003
Zn	x	x	0.005
Ni	x	x	0.005
Al	x	x	0.02
Other as permit requires			

### Notes:

- Hardness may be determined by:
  - APHA Standard Methods for the Examination of Water and Wastewater , 21st Edition
    - Method 2340B (hardness by calculation)
    - Method 2340C (titration)
- Total Residual Chlorine may be performed using any of the following methods provided the required minimum limit (ML) is met.
  - APHA Standard Methods for the Examination of Water and Wastewater , 21st Edition
    - Method 4500-CL E Low Level Amperometric Titration
    - Method 4500-CL G DPD Colorimetric Method
- Required to be performed on the sample used for WET testing prior to its use for toxicity testing.

## **VII. TOXICITY TEST DATA ANALYSIS**

### LC50 Median Lethal Concentration (Determined at 48 Hours)

Methods of Estimation:

- Probit Method
- Spearman-Karber
- Trimmed Spearman-Karber
- Graphical

See the flow chart in Figure 6 on p. 73 of EPA-821-R-02-012 for appropriate method to use on a given data set.

### No Observed Acute Effect Level (NOAEL)

See the flow chart in Figure 13 on p. 87 of EPA-821-R-02-012.

## **VIII. TOXICITY TEST REPORTING**

A report of the results will include the following:

- Description of sample collection procedures, site description
- Names of individuals collecting and transporting samples, times and dates of sample collection and analysis on chain-of-custody
- General description of tests: age of test organisms, origin, dates and results of standard toxicant tests; light and temperature regime; other information on test conditions if different than procedures recommended. Reference toxicant test data should be included.
- All chemical/physical data generated. (Include minimum detection levels and minimum quantification levels.)
- Raw data and bench sheets.
- Provide a description of dechlorination procedures (as applicable).
- Any other observations or test conditions affecting test outcome.

NPDES PART II STANDARD CONDITIONS  
(January, 2007)

TABLE OF CONTENTS

	Page
A. GENERAL CONDITIONS	
1. <u>Duty to Comply</u>	2
2. <u>Permit Actions</u>	2
3. <u>Duty to Provide Information</u>	2
4. <u>Reopener Clause</u>	3
5. <u>Oil and Hazardous Substance Liability</u>	3
6. <u>Property Rights</u>	3
7. <u>Confidentiality of Information</u>	3
8. <u>Duty to Reapply</u>	4
9. <u>State Authorities</u>	4
10. <u>Other laws</u>	4
B. OPERATION AND MAINTENANCE OF POLLUTION CONTROLS	
1. <u>Proper Operation and Maintenance</u>	4
2. <u>Need to Halt or Reduce Not a Defense</u>	4
3. <u>Duty to Mitigate</u>	4
4. <u>Bypass</u>	4
5. <u>Upset</u>	5
C. MONITORING AND RECORDS	
1. <u>Monitoring and Records</u>	6
2. <u>Inspection and Entry</u>	7
D. REPORTING REQUIREMENTS	
1. <u>Reporting Requirements</u>	7
a. Planned changes	7
b. Anticipated noncompliance	7
c. Transfers	7
d. Monitoring reports	8
e. Twenty-four hour reporting	8
f. Compliance schedules	9
g. Other noncompliance	9
h. Other information	9
2. <u>Signatory Requirement</u>	9
3. <u>Availability of Reports</u>	9
E. DEFINITIONS AND ABBREVIATIONS	
1. <u>Definitions for Individual NPDES Permits including Storm Water Requirements</u>	9
2. <u>Definitions for NPDES Permit Sludge Use and Disposal Requirements</u>	17
3. <u>Commonly Used Abbreviations</u>	23

NPDES PART II STANDARD CONDITIONS  
(January, 2007)

PART II. A. GENERAL REQUIREMENTS

1. Duty to Comply

The permittee must comply with all conditions of this permit. Any permit noncompliance constitutes a violation of the Clean Water Act (CWA) and is grounds for enforcement action; for permit termination, revocation and reissuance, or modification; or for denial of a permit renewal application.

- a. The permittee shall comply with effluent standards or prohibitions established under Section 307(a) of the sludge use or disposal established under Section 405(d) of the CWA within the time provided in the regulations that establish these standards or prohibitions, even if the permit has not yet been modified to incorporate the requirements.
- b. The CWA provides that any person who violates Section 301, 302, 306, 307, 308, 318, or 405 of the CWA or any permit condition or limitation implementing any of such sections in a permit issued under Section 402, or any requirement imposed in a pretreatment program approved under Section 402 (a)(3) or 402 (b)(8) of the CWA is subject to a civil penalty not to exceed \$25,000 per day for each violation. Any person who negligently violates such requirements is subject to a fine of not less than \$2,500 nor more than \$25,000 per day of violation, or by imprisonment for not more than 1 year, or both. Any person who knowingly violates such requirements is subject to a fine of not less than \$5,000 nor more than \$50,000 per day of violation, or by imprisonment for not more than 3 years, or both.
- c. Any person may be assessed an administrative penalty by the Administrator for violating Section 301, 302, 306, 307, 308, 318, or 405 of the CWA, or any permit condition or limitation implementing any of such sections in a permit issued under Section 402 of the CWA. Administrative penalties for Class I violations are not to exceed \$10,000 per violation, with the maximum amount of any Class I penalty assessed not to exceed \$25,000. Penalties for Class II violations are not to exceed \$10,000 per day for each day during which the violation continues, with the maximum amount of any Class II penalty not to exceed \$125,000.

Note: See 40 CFR §122.41(a)(2) for complete “Duty to Comply” regulations.

2. Permit Actions

This permit may be modified, revoked and reissued, or terminated for cause. The filing of a request by the permittee for a permit modification, revocation and reissuance, or termination, or notifications of planned changes or anticipated noncompliance does not stay any permit condition.

3. Duty to Provide Information

The permittee shall furnish to the Regional Administrator, within a reasonable time, any information which the Regional Administrator may request to determine whether cause exists for modifying, revoking and reissuing, or terminating this permit, or to determine compliance with this permit. The permittee shall also furnish to the Regional Administrator, upon request, copies of records required to be kept by this permit.

NPDES PART II STANDARD CONDITIONS  
(January, 2007)

4. Reopener Clause

The Regional Administrator reserves the right to make appropriate revisions to this permit in order to establish any appropriate effluent limitations, schedules of compliance, or other provisions which may be authorized under the CWA in order to bring all discharges into compliance with the CWA.

For any permit issued to a treatment works treating domestic sewage (including “sludge-only facilities”), the Regional Administrator or Director shall include a reopener clause to incorporate any applicable standard for sewage sludge use or disposal promulgated under Section 405 (d) of the CWA. The Regional Administrator or Director may promptly modify or revoke and reissue any permit containing the reopener clause required by this paragraph if the standard for sewage sludge use or disposal is more stringent than any requirements for sludge use or disposal in the permit, or contains a pollutant or practice not limited in the permit.

Federal regulations pertaining to permit modification, revocation and reissuance, and termination are found at 40 CFR §122.62, 122.63, 122.64, and 124.5.

5. Oil and Hazardous Substance Liability

Nothing in this permit shall be construed to preclude the institution of any legal action or relieve the permittee from responsibilities, liabilities or penalties to which the permittee is or may be subject under Section 311 of the CWA, or Section 106 of the Comprehensive Environmental Response, Compensation and Liability Act of 1980 (CERCLA).

6. Property Rights

The issuance of this permit does not convey any property rights of any sort, nor any exclusive privileges.

7. Confidentiality of Information

- a. In accordance with 40 CFR Part 2, any information submitted to EPA pursuant to these regulations may be claimed as confidential by the submitter. Any such claim must be asserted at the time of submission in the manner prescribed on the application form or instructions or, in the case of other submissions, by stamping the words “confidential business information” on each page containing such information. If no claim is made at the time of submission, EPA may make the information available to the public without further notice. If a claim is asserted, the information will be treated in accordance with the procedures in 40 CFR Part 2 (Public Information).
- b. Claims of confidentiality for the following information will be denied:
  - (1) The name and address of any permit applicant or permittee;
  - (2) Permit applications, permits, and effluent data as defined in 40 CFR §2.302(a)(2).
- c. Information required by NPDES application forms provided by the Regional Administrator under 40 CFR §122.21 may not be claimed confidential. This includes information submitted on the forms themselves and any attachments used to supply information required by the forms.

NPDES PART II STANDARD CONDITIONS  
(January, 2007)

8. Duty to Reapply

If the permittee wishes to continue an activity regulated by this permit after its expiration date, the permittee must apply for and obtain a new permit. The permittee shall submit a new application at least 180 days before the expiration date of the existing permit, unless permission for a later date has been granted by the Regional Administrator. (The Regional Administrator shall not grant permission for applications to be submitted later than the expiration date of the existing permit.)

9. State Authorities

Nothing in Part 122, 123, or 124 precludes more stringent State regulation of any activity covered by these regulations, whether or not under an approved State program.

10. Other Laws

The issuance of a permit does not authorize any injury to persons or property or invasion of other private rights, nor does it relieve the permittee of its obligation to comply with any other applicable Federal, State, or local laws and regulations.

PART II. B. OPERATION AND MAINTENANCE OF POLLUTION CONTROLS

1. Proper Operation and Maintenance

The permittee shall at all times properly operate and maintain all facilities and systems of treatment and control (and related appurtenances) which are installed or used by the permittee to achieve compliance with the conditions of this permit and with the requirements of storm water pollution prevention plans. Proper operation and maintenance also includes adequate laboratory controls and appropriate quality assurance procedures. This provision requires the operation of back-up or auxiliary facilities or similar systems only when the operation is necessary to achieve compliance with the conditions of the permit.

2. Need to Halt or Reduce Not a Defense

It shall not be a defense for a permittee in an enforcement action that it would have been necessary to halt or reduce the permitted activity in order to maintain compliance with the conditions of this permit.

3. Duty to Mitigate

The permittee shall take all reasonable steps to minimize or prevent any discharge or sludge use or disposal in violation of this permit which has a reasonable likelihood of adversely affecting human health or the environment.

4. Bypass

a. Definitions

- (1) *Bypass* means the intentional diversion of waste streams from any portion of a treatment facility.

## NPDES PART II STANDARD CONDITIONS

(January, 2007)

- (2) *Severe property damage* means substantial physical damage to property, damage to the treatment facilities which causes them to become inoperable, or substantial and permanent loss of natural resources which can be reasonably expected to occur in the absence of a bypass. Severe property damage does not mean economic loss caused by delays in production.

### b. Bypass not exceeding limitations

The permittee may allow any bypass to occur which does not cause effluent limitations to be exceeded, but only if it also is for essential maintenance to assure efficient operation. These bypasses are not subject to the provision of Paragraphs B.4.c. and 4.d. of this section.

### c. Notice

- (1) Anticipated bypass. If the permittee knows in advance of the need for a bypass, it shall submit prior notice, if possible at least ten days before the date of the bypass.
- (2) Unanticipated bypass. The permittee shall submit notice of an unanticipated bypass as required in paragraph D.1.e. of this part (Twenty-four hour reporting).

### d. Prohibition of bypass

Bypass is prohibited, and the Regional Administrator may take enforcement action against a permittee for bypass, unless:

- (1) Bypass was unavoidable to prevent loss of life, personal injury, or severe property damage;
- (2) There were no feasible alternatives to the bypass, such as the use of auxiliary treatment facilities, retention of untreated wastes, or maintenance during normal periods of equipment downtime. This condition is not satisfied if adequate back-up equipment should have been installed in the exercise of reasonable engineering judgment to prevent a bypass which occurred during normal periods of equipment downtime or preventative maintenance; and
- (3) i) The permittee submitted notices as required under Paragraph 4.c. of this section.  
ii) The Regional Administrator may approve an anticipated bypass, after considering its adverse effects, if the Regional Administrator determines that it will meet the three conditions listed above in paragraph 4.d. of this section.

## 5. Upset

- a. Definition. *Upset* means an exceptional incident in which there is an unintentional and temporary noncompliance with technology-based permit effluent limitations because of factors beyond the reasonable control of the permittee. An upset does not include noncompliance to the extent caused by operational error, improperly designed treatment facilities, inadequate treatment facilities, lack of preventive maintenance, or careless or improper operation.
- b. Effect of an upset. An upset constitutes an affirmative defense to an action brought for noncompliance with such technology-based permit effluent limitations if the requirements of paragraph B.5.c. of this section are met. No determination made during

NPDES PART II STANDARD CONDITIONS  
(January, 2007)

administrative review of claims that noncompliance was caused by upset, and before an action for noncompliance, is final administrative action subject to judicial review.

- c. Conditions necessary for a demonstration of upset. A permittee who wishes to establish the affirmative defense of upset shall demonstrate, through properly signed, contemporaneous operating logs, or other relevant evidence that:
  - (1) An upset occurred and that the permittee can identify the cause(s) of the upset;
  - (2) The permitted facility was at the time being properly operated;
  - (3) The permittee submitted notice of the upset as required in paragraphs D.1.a. and 1.e. (Twenty-four hour notice); and
  - (4) The permittee complied with any remedial measures required under B.3. above.
- d. Burden of proof. In any enforcement proceeding the permittee seeking to establish the occurrence of an upset has the burden of proof.

**PART II. C. MONITORING REQUIREMENTS**

1. Monitoring and Records

- a. Samples and measurements taken for the purpose of monitoring shall be representative of the monitored activity.
- b. Except for records for monitoring information required by this permit related to the permittee's sewage sludge use and disposal activities, which shall be retained for a period of at least five years (or longer as required by 40 CFR Part 503), the permittee shall retain records of all monitoring information, including all calibration and maintenance records and all original strip chart recordings for continuous monitoring instrumentation, copies of all reports required by this permit, and records of all data used to complete the application for this permit, for a period of at least 3 years from the date of the sample, measurement, report or application except for the information concerning storm water discharges which must be retained for a total of 6 years. This retention period may be extended by request of the Regional Administrator at any time.
- c. Records of monitoring information shall include:
  - (1) The date, exact place, and time of sampling or measurements;
  - (2) The individual(s) who performed the sampling or measurements;
  - (3) The date(s) analyses were performed;
  - (4) The individual(s) who performed the analyses;
  - (5) The analytical techniques or methods used; and
  - (6) The results of such analyses.
- d. Monitoring results must be conducted according to test procedures approved under 40 CFR Part 136 or, in the case of sludge use or disposal, approved under 40 CFR Part 136 unless otherwise specified in 40 CFR Part 503, unless other test procedures have been specified in the permit.
- e. The CWA provides that any person who falsifies, tampers with, or knowingly renders inaccurate any monitoring device or method required to be maintained under this permit shall, upon conviction, be punished by a fine of not more than \$10,000, or by



## NPDES PART II STANDARD CONDITIONS

(January, 2007)

imprisonment for not more than 2 years, or both. If a conviction of a person is for a violation committed after a first conviction of such person under this paragraph, punishment is a fine of not more than \$20,000 per day of violation, or by imprisonment of not more than 4 years, or both.

### 2. Inspection and Entry

The permittee shall allow the Regional Administrator or an authorized representative (including an authorized contractor acting as a representative of the Administrator), upon presentation of credentials and other documents as may be required by law, to:

- a. Enter upon the permittee's premises where a regulated facility or activity is located or conducted, or where records must be kept under the conditions of this permit;
- b. Have access to and copy, at reasonable times, any records that must be kept under the conditions of this permit;
- c. Inspect at reasonable times any facilities, equipment (including monitoring and control equipment), practices, or operations regulated or required under this permit; and
- d. Sample or monitor at reasonable times, for the purposes of assuring permit compliance or as otherwise authorized by the CWA, any substances or parameters at any location.

## PART II. D. REPORTING REQUIREMENTS

### 1. Reporting Requirements

- a. **Planned Changes.** The permittee shall give notice to the Regional Administrator as soon as possible of any planned physical alterations or additions to the permitted facility. Notice is only required when:
  - (1) The alteration or addition to a permitted facility may meet one of the criteria for determining whether a facility is a new source in 40 CFR§122.29(b); or
  - (2) The alteration or addition could significantly change the nature or increase the quantities of the pollutants discharged. This notification applies to pollutants which are subject neither to the effluent limitations in the permit, nor to the notification requirements at 40 CFR§122.42(a)(1).
  - (3) The alteration or addition results in a significant change in the permittee's sludge use or disposal practices, and such alteration, addition or change may justify the application of permit conditions different from or absent in the existing permit, including notification of additional use or disposal sites not reported during the permit application process or not reported pursuant to an approved land application plan.
- b. **Anticipated noncompliance.** The permittee shall give advance notice to the Regional Administrator of any planned changes in the permitted facility or activity which may result in noncompliance with permit requirements.
- c. **Transfers.** This permit is not transferable to any person except after notice to the Regional Administrator. The Regional Administrator may require modification or revocation and reissuance of the permit to change the name of the permittee and

## NPDES PART II STANDARD CONDITIONS

(January, 2007)

incorporate such other requirements as may be necessary under the CWA. (See 40 CFR Part 122.61; in some cases, modification or revocation and reissuance is mandatory.)

- d. Monitoring reports. Monitoring results shall be reported at the intervals specified elsewhere in this permit.
- (1) Monitoring results must be reported on a Discharge Monitoring Report (DMR) or forms provided or specified by the Director for reporting results of monitoring of sludge use or disposal practices.
  - (2) If the permittee monitors any pollutant more frequently than required by the permit using test procedures approved under 40 CFR Part 136 or, in the case of sludge use or disposal, approved under 40 CFR Part 136 unless otherwise specified in 40 CFR Part 503, or as specified in the permit, the results of the monitoring shall be included in the calculation and reporting of the data submitted in the DMR or sludge reporting form specified by the Director.
  - (3) Calculations for all limitations which require averaging or measurements shall utilize an arithmetic mean unless otherwise specified by the Director in the permit.
- e. Twenty-four hour reporting.
- (1) The permittee shall report any noncompliance which may endanger health or the environment. Any information shall be provided orally within 24 hours from the time the permittee becomes aware of the circumstances.  
  
A written submission shall also be provided within 5 days of the time the permittee becomes aware of the circumstances. The written submission shall contain a description of the noncompliance and its cause; the period of noncompliance, including exact dates and times, and if the noncompliance has not been corrected, the anticipated time it is expected to continue; and steps taken or planned to reduce, eliminate, and prevent reoccurrence of the noncompliance.
  - (2) The following shall be included as information which must be reported within 24 hours under this paragraph.
    - (a) Any unanticipated bypass which exceeds any effluent limitation in the permit. (See 40 CFR §122.41(g).)
    - (b) Any upset which exceeds any effluent limitation in the permit.
    - (c) Violation of a maximum daily discharge limitation for any of the pollutants listed by the Regional Administrator in the permit to be reported within 24 hours. (See 40 CFR §122.44(g).)
  - (3) The Regional Administrator may waive the written report on a case-by-case basis for reports under Paragraph D.1.e. if the oral report has been received within 24 hours.

NPDES PART II STANDARD CONDITIONS  
(January, 2007)

- f. Compliance Schedules. Reports of compliance or noncompliance with, any progress reports on, interim and final requirements contained in any compliance schedule of this permit shall be submitted no later than 14 days following each schedule date.
  - g. Other noncompliance. The permittee shall report all instances of noncompliance not reported under Paragraphs D.1.d., D.1.e., and D.1.f. of this section, at the time monitoring reports are submitted. The reports shall contain the information listed in Paragraph D.1.e. of this section.
  - h. Other information. Where the permittee becomes aware that it failed to submit any relevant facts in a permit application, or submitted incorrect information in a permit application or in any report to the Regional Administrator, it shall promptly submit such facts or information.
2. Signatory Requirement
- a. All applications, reports, or information submitted to the Regional Administrator shall be signed and certified. (See 40 CFR §122.22)
  - b. The CWA provides that any person who knowingly makes any false statement, representation, or certification in any record or other document submitted or required to be maintained under this permit, including monitoring reports or reports of compliance or noncompliance shall, upon conviction, be punished by a fine of not more than \$10,000 per violation, or by imprisonment for not more than 2 years per violation, or by both.
3. Availability of Reports.

Except for data determined to be confidential under Paragraph A.8. above, all reports prepared in accordance with the terms of this permit shall be available for public inspection at the offices of the State water pollution control agency and the Regional Administrator. As required by the CWA, effluent data shall not be considered confidential. Knowingly making any false statements on any such report may result in the imposition of criminal penalties as provided for in Section 309 of the CWA.

PART II. E. DEFINITIONS AND ABBREVIATIONS

1. Definitions for Individual NPDES Permits including Storm Water Requirements

*Administrator* means the Administrator of the United States Environmental Protection Agency, or an authorized representative.

*Applicable standards and limitations* means all, State, interstate, and Federal standards and limitations to which a “discharge”, a “sewage sludge use or disposal practice”, or a related activity is subject to, including “effluent limitations”, water quality standards, standards of performance, toxic effluent standards or prohibitions, “best management practices”, pretreatment standards, and “standards for sewage sludge use and disposal” under Sections 301, 302, 303, 304, 306, 307, 308, 403, and 405 of the CWA.

NPDES PART II STANDARD CONDITIONS  
(January, 2007)

*Application* means the EPA standard national forms for applying for a permit, including any additions, revisions, or modifications to the forms; or forms approved by EPA for use in “approved States”, including any approved modifications or revisions.

*Average* means the arithmetic mean of values taken at the frequency required for each parameter over the specified period. For total and/or fecal coliforms and Escherichia coli, the average shall be the geometric mean.

*Average monthly discharge limitation* means the highest allowable average of “daily discharges” over a calendar month calculated as the sum of all “daily discharges” measured during a calendar month divided by the number of “daily discharges” measured during that month.

*Average weekly discharge limitation* means the highest allowable average of “daily discharges” measured during the calendar week divided by the number of “daily discharges” measured during the week.

*Best Management Practices (BMPs)* means schedules of activities, prohibitions of practices, maintenance procedures, and other management practices to prevent or reduce the pollution of “waters of the United States.” BMPs also include treatment requirements, operating procedures, and practices to control plant site runoff, spillage or leaks, sludge or waste disposal, or drainage from raw material storage.

*Best Professional Judgment (BPJ)* means a case-by-case determination of Best Practicable Treatment (BPT), Best Available Treatment (BAT), or other appropriate technology-based standard based on an evaluation of the available technology to achieve a particular pollutant reduction and other factors set forth in 40 CFR §125.3 (d).

*Coal Pile Runoff* means the rainfall runoff from or through any coal storage pile.

*Composite Sample* means a sample consisting of a minimum of eight grab samples of equal volume collected at equal intervals during a 24-hour period (or lesser period as specified in the section on Monitoring and Reporting) and combined proportional to flow, or a sample consisting of the same number of grab samples, or greater, collected proportionally to flow over that same time period.

*Construction Activities* - The following definitions apply to construction activities:

- (a) Commencement of Construction is the initial disturbance of soils associated with clearing, grading, or excavating activities or other construction activities.
- (b) Dedicated portable asphalt plant is a portable asphalt plant located on or contiguous to a construction site and that provides asphalt only to the construction site that the plant is located on or adjacent to. The term dedicated portable asphalt plant does not include facilities that are subject to the asphalt emulsion effluent limitation guideline at 40 CFR Part 443.
- (c) Dedicated portable concrete plant is a portable concrete plant located on or contiguous to a construction site and that provides concrete only to the construction site that the plant is located on or adjacent to.

## NPDES PART II STANDARD CONDITIONS

(January, 2007)

- (d) Final Stabilization means that all soil disturbing activities at the site have been complete, and that a uniform perennial vegetative cover with a density of 70% of the cover for unpaved areas and areas not covered by permanent structures has been established or equivalent permanent stabilization measures (such as the use of riprap, gabions, or geotextiles) have been employed.
- (e) Runoff coefficient means the fraction of total rainfall that will appear at the conveyance as runoff.

*Contiguous zone* means the entire zone established by the United States under Article 24 of the Convention on the Territorial Sea and the Contiguous Zone.

*Continuous discharge* means a “discharge” which occurs without interruption throughout the operating hours of the facility except for infrequent shutdowns for maintenance, process changes, or similar activities.

*CWA* means the Clean Water Act (formerly referred to as the Federal Water Pollution Control Act or Federal Water Pollution Control Act Amendments of 1972) Pub. L. 92-500, as amended by Pub. L. 95-217, Pub. L. 95-576, Pub. L. 96-483, and Pub. L. 97-117; 33 USC §§1251 et seq.

*Daily Discharge* means the discharge of a pollutant measured during the calendar day or any other 24-hour period that reasonably represents the calendar day for purposes of sampling. For pollutants with limitations expressed in units of mass, the “daily discharge” is calculated as the total mass of the pollutant discharged over the day. For pollutants with limitations expressed in other units of measurements, the “daily discharge” is calculated as the average measurement of the pollutant over the day.

*Director* normally means the person authorized to sign NPDES permits by EPA or the State or an authorized representative. Conversely, it also could mean the Regional Administrator or the State Director as the context requires.

*Discharge Monitoring Report Form (DMR)* means the EPA standard national form, including any subsequent additions, revisions, or modifications for the reporting of self-monitoring results by permittees. DMRs must be used by “approved States” as well as by EPA. EPA will supply DMRs to any approved State upon request. The EPA national forms may be modified to substitute the State Agency name, address, logo, and other similar information, as appropriate, in place of EPA’s.

*Discharge of a pollutant* means:

- (a) Any addition of any “pollutant” or combination of pollutants to “waters of the United States” from any “point source”, or
- (b) Any addition of any pollutant or combination of pollutants to the waters of the “contiguous zone” or the ocean from any point source other than a vessel or other floating craft which is being used as a means of transportation (See “Point Source” definition).

This definition includes additions of pollutants into waters of the United States from: surface runoff which is collected or channeled by man; discharges through pipes, sewers, or other conveyances owned by a State, municipality, or other person which do not lead

NPDES PART II STANDARD CONDITIONS  
(January, 2007)

to a treatment works; and discharges through pipes, sewers, or other conveyances leading into privately owned treatment works.

This term does not include an addition of pollutants by any “indirect discharger.”

*Effluent limitation* means any restriction imposed by the Regional Administrator on quantities, discharge rates, and concentrations of “pollutants” which are “discharged” from “point sources” into “waters of the United States”, the waters of the “contiguous zone”, or the ocean.

*Effluent limitation guidelines* means a regulation published by the Administrator under Section 304(b) of CWA to adopt or revise “effluent limitations”.

*EPA* means the United States “Environmental Protection Agency”.

*Flow-weighted composite sample* means a composite sample consisting of a mixture of aliquots where the volume of each aliquot is proportional to the flow rate of the discharge.

*Grab Sample* – An individual sample collected in a period of less than 15 minutes.

*Hazardous Substance* means any substance designated under 40 CFR Part 116 pursuant to Section 311 of the CWA.

*Indirect Discharger* means a non-domestic discharger introducing pollutants to a publicly owned treatment works.

*Interference* means a discharge which, alone or in conjunction with a discharge or discharges from other sources, both:

- (a) Inhibits or disrupts the POTW, its treatment processes or operations, or its sludge processes, use or disposal; and
- (b) Therefore is a cause of a violation of any requirement of the POTW’s NPDES permit (including an increase in the magnitude or duration of a violation) or of the prevention of sewage sludge use or disposal in compliance with the following statutory provisions and regulations or permits issued thereunder (or more stringent State or local regulations): Section 405 of the Clean Water Act (CWA), the Solid Waste Disposal Act (SWDA) (including Title II, more commonly referred to as the Resources Conservation and Recovery Act (RCRA), and including State regulations contained in any State sludge management plan prepared pursuant to Subtitle D of the SDWA), the Clean Air Act, the Toxic Substances Control Act, and the Marine Protection Research and Sanctuaries Act.

*Landfill* means an area of land or an excavation in which wastes are placed for permanent disposal, and which is not a land application unit, surface impoundment, injection well, or waste pile.

*Land application unit* means an area where wastes are applied onto or incorporated into the soil surface (excluding manure spreading operations) for treatment or disposal.

*Large and Medium municipal separate storm sewer system* means all municipal separate storm sewers that are either: (i) located in an incorporated place (city) with a population of 100,000 or more as determined by the latest Decennial Census by the Bureau of Census (these cities are listed in Appendices F and 40 CFR Part 122); or (ii) located in the counties with unincorporated urbanized

## NPDES PART II STANDARD CONDITIONS

(January, 2007)

populations of 100,000 or more, except municipal separate storm sewers that are located in the incorporated places, townships, or towns within such counties (these counties are listed in Appendices H and I of 40 CFR 122); or (iii) owned or operated by a municipality other than those described in Paragraph (i) or (ii) and that are designated by the Regional Administrator as part of the large or medium municipal separate storm sewer system.

*Maximum daily discharge limitation* means the highest allowable “daily discharge” concentration that occurs only during a normal day (24-hour duration).

*Maximum daily discharge limitation (as defined for the Steam Electric Power Plants only) when applied to Total Residual Chlorine (TRC) or Total Residual Oxidant (TRO)* is defined as “maximum concentration” or “Instantaneous Maximum Concentration” during the two hours of a chlorination cycle (or fraction thereof) prescribed in the Steam Electric Guidelines, 40 CFR Part 423. These three synonymous terms all mean “a value that shall not be exceeded” during the two-hour chlorination cycle. This interpretation differs from the specified NPDES Permit requirement, 40 CFR § 122.2, where the two terms of “Maximum Daily Discharge” and “Average Daily Discharge” concentrations are specifically limited to the daily (24-hour duration) values.

*Municipality* means a city, town, borough, county, parish, district, association, or other public body created by or under State law and having jurisdiction over disposal of sewage, industrial wastes, or other wastes, or an Indian tribe or an authorized Indian tribe organization, or a designated and approved management agency under Section 208 of the CWA.

*National Pollutant Discharge Elimination System* means the national program for issuing, modifying, revoking and reissuing, terminating, monitoring and enforcing permits, and imposing and enforcing pretreatment requirements, under Sections 307, 402, 318, and 405 of the CWA. The term includes an “approved program”.

*New Discharger* means any building, structure, facility, or installation:

- (a) From which there is or may be a “discharge of pollutants”;
- (b) That did not commence the “discharge of pollutants” at a particular “site” prior to August 13, 1979;
- (c) Which is not a “new source”; and
- (d) Which has never received a finally effective NPDES permit for discharges at that “site”.

This definition includes an “indirect discharger” which commences discharging into “waters of the United States” after August 13, 1979. It also includes any existing mobile point source (other than an offshore or coastal oil and gas exploratory drilling rig or a coastal oil and gas exploratory drilling rig or a coastal oil and gas developmental drilling rig) such as a seafood processing rig, seafood processing vessel, or aggregate plant, that begins discharging at a “site” for which it does not have a permit; and any offshore rig or coastal mobile oil and gas exploratory drilling rig or coastal mobile oil and gas developmental drilling rig that commences the discharge of pollutants after August 13, 1979, at a “site” under EPA’s permitting jurisdiction for which it is not covered by an individual or general permit and which is located in an area determined by the Regional Administrator in the issuance of a final permit to be in an area of biological concern. In determining whether an area is an area of biological concern, the Regional Administrator shall consider the factors specified in 40 CFR §§125.122 (a) (1) through (10).

NPDES PART II STANDARD CONDITIONS  
(January, 2007)

An offshore or coastal mobile exploratory drilling rig or coastal mobile developmental drilling rig will be considered a “new discharger” only for the duration of its discharge in an area of biological concern.

*New source* means any building, structure, facility, or installation from which there is or may be a “discharge of pollutants”, the construction of which commenced:

- (a) After promulgation of standards of performance under Section 306 of CWA which are applicable to such source, or
- (b) After proposal of standards of performance in accordance with Section 306 of CWA which are applicable to such source, but only if the standards are promulgated in accordance with Section 306 within 120 days of their proposal.

*NPDES* means “National Pollutant Discharge Elimination System”.

*Owner or operator* means the owner or operator of any “facility or activity” subject to regulation under the NPDES programs.

*Pass through* means a Discharge which exits the POTW into waters of the United States in quantities or concentrations which, alone or in conjunction with a discharge or discharges from other sources, is a cause of a violation of any requirement of the POTW’s NPDES permit (including an increase in the magnitude or duration of a violation).

*Permit* means an authorization, license, or equivalent control document issued by EPA or an “approved” State.

*Person* means an individual, association, partnership, corporation, municipality, State or Federal agency, or an agent or employee thereof.

*Point Source* means any discernible, confined, and discrete conveyance, including but not limited to any pipe ditch, channel, tunnel, conduit, well, discrete fissure, container, rolling stock, concentrated animal feeding operation, landfill leachate collection system, vessel, or other floating craft, from which pollutants are or may be discharged. This term does not include return flows from irrigated agriculture or agricultural storm water runoff (see 40 CFR §122.2).

*Pollutant* means dredged spoil, solid waste, incinerator residue, filter backwash, sewage, garbage, sewage sludge, munitions, chemical wastes, biological materials, radioactive materials (except those regulated under the Atomic Energy Act of 1954, as amended (42 U.S.C. §§2011 et seq.)), heat, wrecked or discarded equipment, rock, sand, cellar dirt and industrial, municipal, and agricultural waste discharged into water. It does not mean:

- (a) Sewage from vessels; or
- (b) Water, gas, or other material which is injected into a well to facilitate production of oil or gas, or water derived in association with oil and gas production and disposed of in a well, if the well is used either to facilitate production or for disposal purposes is approved by the authority of the State in which the well is located, and if the State determines that the injection or disposal will not result in the degradation of ground or surface water resources.



NPDES PART II STANDARD CONDITIONS  
(January, 2007)

*Primary industry category* means any industry category listed in the NRDC settlement agreement (Natural Resources Defense Council et al. v. Train, 8 E.R.C. 2120 (D.D.C. 1976), modified 12 E.R.C. 1833 (D. D.C. 1979)); also listed in Appendix A of 40 CFR Part 122.

*Privately owned treatment works* means any device or system which is (a) used to treat wastes from any facility whose operation is not the operator of the treatment works or (b) not a "POTW".

*Process wastewater* means any water which, during manufacturing or processing, comes into direct contact with or results from the production or use of any raw material, intermediate product, finished product, byproduct, or waste product.

*Publicly Owned Treatment Works (POTW)* means any facility or system used in the treatment (including recycling and reclamation) of municipal sewage or industrial wastes of a liquid nature which is owned by a "State" or "municipality".

This definition includes sewers, pipes, or other conveyances only if they convey wastewater to a POTW providing treatment.

*Regional Administrator* means the Regional Administrator, EPA, Region I, Boston, Massachusetts.

*Secondary Industry Category* means any industry which is not a "primary industry category".

*Section 313 water priority chemical* means a chemical or chemical category which:

- (1) is listed at 40 CFR §372.65 pursuant to Section 313 of the Emergency Planning and Community Right-To-Know Act (EPCRA) (also known as Title III of the Superfund Amendments and Reauthorization Act (SARA) of 1986);
- (2) is present at or above threshold levels at a facility subject to EPCRA Section 313 reporting requirements; and
- (3) satisfies at least one of the following criteria:
  - (i) are listed in Appendix D of 40 CFR Part 122 on either Table II (organic priority pollutants), Table III (certain metals, cyanides, and phenols), or Table V (certain toxic pollutants and hazardous substances);
  - (ii) are listed as a hazardous substance pursuant to Section 311(b)(2)(A) of the CWA at 40 CFR §116.4; or
  - (iii) are pollutants for which EPA has published acute or chronic water quality criteria.

*Septage* means the liquid and solid material pumped from a septic tank, cesspool, or similar domestic sewage treatment system, or a holding tank when the system is cleaned or maintained.

*Sewage Sludge* means any solid, semisolid, or liquid residue removed during the treatment of municipal wastewater or domestic sewage. Sewage sludge includes, but is not limited to, solids removed during primary, secondary, or advanced wastewater treatment, scum, septage, portable toilet pumpings, Type III Marine Sanitation Device pumpings (33 CFR Part 159), and sewage sludge products. Sewage sludge does not include grit or screenings, or ash generated during the incineration of sewage sludge.

NPDES PART II STANDARD CONDITIONS  
(January, 2007)

*Sewage sludge use or disposal practice* means the collection, storage, treatment, transportation, processing, monitoring, use, or disposal of sewage sludge.

*Significant materials* includes, but is not limited to: raw materials, fuels, materials such as solvents, detergents, and plastic pellets, raw materials used in food processing or production, hazardous substance designated under section 101(14) of CERCLA, any chemical the facility is required to report pursuant to EPCRA Section 313, fertilizers, pesticides, and waste products such as ashes, slag, and sludge that have the potential to be released with storm water discharges.

*Significant spills* includes, but is not limited to, releases of oil or hazardous substances in excess of reportable quantities under Section 311 of the CWA (see 40 CFR §110.10 and §117.21) or Section 102 of CERCLA (see 40 CFR § 302.4).

*Sludge-only facility* means any “treatment works treating domestic sewage” whose methods of sewage sludge use or disposal are subject to regulations promulgated pursuant to Section 405(d) of the CWA, and is required to obtain a permit under 40 CFR §122.1(b)(3).

*State* means any of the 50 States, the District of Columbia, Guam, the Commonwealth of Puerto Rico, the Virgin Islands, American Samoa, the Trust Territory of the Pacific Islands.

*Storm Water* means storm water runoff, snow melt runoff, and surface runoff and drainage.

*Storm water discharge associated with industrial activity* means the discharge from any conveyance which is used for collecting and conveying storm water and which is directly related to manufacturing, processing, or raw materials storage areas at an industrial plant. (See 40 CFR §122.26 (b)(14) for specifics of this definition.

*Time-weighted composite* means a composite sample consisting of a mixture of equal volume aliquots collected at a constant time interval.

*Toxic pollutants* means any pollutant listed as toxic under Section 307 (a)(1) or, in the case of “sludge use or disposal practices” any pollutant identified in regulations implementing Section 405(d) of the CWA.

*Treatment works treating domestic sewage* means a POTW or any other sewage sludge or wastewater treatment devices or systems, regardless of ownership (including federal facilities), used in the storage, treatment, recycling, and reclamation of municipal or domestic sewage, including land dedicated for the disposal of sewage sludge. This definition does not include septic tanks or similar devices.

For purposes of this definition, “domestic sewage” includes waste and wastewater from humans or household operations that are discharged to or otherwise enter a treatment works. In States where there is no approved State sludge management program under Section 405(f) of the CWA, the Regional Administrator may designate any person subject to the standards for sewage sludge use and disposal in 40 CFR Part 503 as a “treatment works treating domestic sewage”, where he or she finds that there is a potential for adverse effects on public health and the environment from poor sludge quality or poor sludge handling, use or disposal practices, or where he or she finds that such designation is necessary to ensure that such person is in compliance with 40 CFR Part 503.

NPDES PART II STANDARD CONDITIONS  
(January, 2007)

*Waste Pile* means any non-containerized accumulation of solid, non-flowing waste that is used for treatment or storage.

*Waters of the United States* means:

- (a) All waters which are currently used, were used in the past, or may be susceptible to use in interstate or foreign commerce, including all waters which are subject to the ebb and flow of tide;
- (b) All interstate waters, including interstate “wetlands”;
- (c) All other waters such as intrastate lakes, rivers, streams (including intermittent streams), mudflats, sandflats, “wetlands”, sloughs, prairie potholes, wet meadows, playa lakes, or natural ponds the use, degradation, or destruction of which would affect or could affect interstate or foreign commerce including any such waters:
  - (1) Which are or could be used by interstate or foreign travelers for recreational or other purpose;
  - (2) From which fish or shellfish are or could be taken and sold in interstate or foreign commerce; or
  - (3) Which are used or could be used for industrial purposes by industries in interstate commerce;
- (d) All impoundments of waters otherwise defined as waters of the United States under this definition;
- (e) Tributaries of waters identified in Paragraphs (a) through (d) of this definition;
- (f) The territorial sea; and
- (g) “Wetlands” adjacent to waters (other than waters that are themselves wetlands) identified in Paragraphs (a) through (f) of this definition.

Waste treatment systems, including treatment ponds or lagoons designed to meet the requirements of the CWA (other than cooling ponds as defined in 40 CFR §423.11(m) which also meet the criteria of this definition) are not waters of the United States.

*Wetlands* means those areas that are inundated or saturated by surface or ground water at a frequency and duration to support, and that under normal circumstances do support, a prevalence of vegetation typically adapted for life in saturated soil conditions. Wetlands generally include swamps, marshes, bogs, and similar areas.

*Whole Effluent Toxicity (WET)* means the aggregate toxic effect of an effluent measured directly by a toxicity test. (See Abbreviations Section, following, for additional information.)

2. Definitions for NPDES Permit Sludge Use and Disposal Requirements.

*Active sewage sludge unit* is a sewage sludge unit that has not closed.

## NPDES PART II STANDARD CONDITIONS

(January, 2007)

*Aerobic Digestion* is the biochemical decomposition of organic matter in sewage sludge into carbon dioxide and water by microorganisms in the presence of air.

*Agricultural Land* is land on which a food crop, a feed crop, or a fiber crop is grown. This includes range land and land used as pasture.

*Agronomic rate* is the whole sludge application rate (dry weight basis) designed:

- (1) To provide the amount of nitrogen needed by the food crop, feed crop, fiber crop, cover crop, or vegetation grown on the land; and
- (2) To minimize the amount of nitrogen in the sewage sludge that passes below the root zone of the crop or vegetation grown on the land to the ground water.

*Air pollution control device* is one or more processes used to treat the exit gas from a sewage sludge incinerator stack.

*Anaerobic digestion* is the biochemical decomposition of organic matter in sewage sludge into methane gas and carbon dioxide by microorganisms in the absence of air.

*Annual pollutant loading rate* is the maximum amount of a pollutant that can be applied to a unit area of land during a 365 day period.

*Annual whole sludge application rate* is the maximum amount of sewage sludge (dry weight basis) that can be applied to a unit area of land during a 365 day period.

*Apply sewage sludge or sewage sludge applied to the land* means land application of sewage sludge.

*Aquifer* is a geologic formation, group of geologic formations, or a portion of a geologic formation capable of yielding ground water to wells or springs.

*Auxiliary fuel* is fuel used to augment the fuel value of sewage sludge. This includes, but is not limited to, natural gas, fuel oil, coal, gas generated during anaerobic digestion of sewage sludge, and municipal solid waste (not to exceed 30 percent of the dry weight of the sewage sludge and auxiliary fuel together). Hazardous wastes are not auxiliary fuel.

*Base flood* is a flood that has a one percent chance of occurring in any given year (i.e. a flood with a magnitude equaled once in 100 years).

*Bulk sewage sludge* is sewage sludge that is not sold or given away in a bag or other container for application to the land.

*Contaminate an aquifer* means to introduce a substance that causes the maximum contaminant level for nitrate in 40 CFR §141.11 to be exceeded in ground water or that causes the existing concentration of nitrate in the ground water to increase when the existing concentration of nitrate in the ground water exceeds the maximum contaminant level for nitrate in 40 CFR §141.11.

*Class I sludge management facility* is any publicly owned treatment works (POTW), as defined in 40 CFR §501.2, required to have an approved pretreatment program under 40 CFR §403.8 (a) (including any POTW located in a state that has elected to assume local program responsibilities pursuant to 40 CFR §403.10 (e) and any treatment works treating domestic sewage, as defined in 40 CFR § 122.2,

## NPDES PART II STANDARD CONDITIONS

(January, 2007)

classified as a Class I sludge management facility by the EPA Regional Administrator, or, in the case of approved state programs, the Regional Administrator in conjunction with the State Director, because of the potential for sewage sludge use or disposal practice to affect public health and the environment adversely.

*Control efficiency* is the mass of a pollutant in the sewage sludge fed to an incinerator minus the mass of that pollutant in the exit gas from the incinerator stack divided by the mass of the pollutant in the sewage sludge fed to the incinerator.

*Cover* is soil or other material used to cover sewage sludge placed on an active sewage sludge unit.

*Cover crop* is a small grain crop, such as oats, wheat, or barley, not grown for harvest.

*Cumulative pollutant loading rate* is the maximum amount of inorganic pollutant that can be applied to an area of land.

*Density of microorganisms* is the number of microorganisms per unit mass of total solids (dry weight) in the sewage sludge.

*Dispersion factor* is the ratio of the increase in the ground level ambient air concentration for a pollutant at or beyond the property line of the site where the sewage sludge incinerator is located to the mass emission rate for the pollutant from the incinerator stack.

*Displacement* is the relative movement of any two sides of a fault measured in any direction.

*Domestic septage* is either liquid or solid material removed from a septic tank, cesspool, portable toilet, Type III marine sanitation device, or similar treatment works that receives only domestic sewage. Domestic septage does not include liquid or solid material removed from a septic tank, cesspool, or similar treatment works that receives either commercial wastewater or industrial wastewater and does not include grease removed from a grease trap at a restaurant.

*Domestic sewage* is waste and wastewater from humans or household operations that is discharged to or otherwise enters a treatment works.

*Dry weight basis* means calculated on the basis of having been dried at 105 degrees Celsius (°C) until reaching a constant mass (i.e. essentially 100 percent solids content).

*Fault* is a fracture or zone of fractures in any materials along which strata on one side are displaced with respect to the strata on the other side.

*Feed crops* are crops produced primarily for consumption by animals.

*Fiber crops* are crops such as flax and cotton.

*Final cover* is the last layer of soil or other material placed on a sewage sludge unit at closure.

*Fluidized bed incinerator* is an enclosed device in which organic matter and inorganic matter in sewage sludge are combusted in a bed of particles suspended in the combustion chamber gas.

*Food crops* are crops consumed by humans. These include, but are not limited to, fruits, vegetables, and tobacco.

NPDES PART II STANDARD CONDITIONS  
(January, 2007)

*Forest* is a tract of land thick with trees and underbrush.

*Ground water* is water below the land surface in the saturated zone.

*Holocene time* is the most recent epoch of the Quaternary period, extending from the end of the Pleistocene epoch to the present.

*Hourly average* is the arithmetic mean of all the measurements taken during an hour. At least two measurements must be taken during the hour.

*Incineration* is the combustion of organic matter and inorganic matter in sewage sludge by high temperatures in an enclosed device.

*Industrial wastewater* is wastewater generated in a commercial or industrial process.

*Land application* is the spraying or spreading of sewage sludge onto the land surface; the injection of sewage sludge below the land surface; or the incorporation of sewage sludge into the soil so that the sewage sludge can either condition the soil or fertilize crops or vegetation grown in the soil.

*Land with a high potential for public exposure* is land that the public uses frequently. This includes, but is not limited to, a public contact site and reclamation site located in a populated area (e.g., a construction site located in a city).

*Land with low potential for public exposure* is land that the public uses infrequently. This includes, but is not limited to, agricultural land, forest and a reclamation site located in an unpopulated area (e.g., a strip mine located in a rural area).

*Leachate collection system* is a system or device installed immediately above a liner that is designed, constructed, maintained, and operated to collect and remove leachate from a sewage sludge unit.

*Liner* is soil or synthetic material that has a hydraulic conductivity of  $1 \times 10^{-7}$  centimeters per second or less.

*Lower explosive limit for methane gas* is the lowest percentage of methane gas in air, by volume, that propagates a flame at 25 degrees Celsius and atmospheric pressure.

*Monthly average (Incineration)* is the arithmetic mean of the hourly averages for the hours a sewage sludge incinerator operates during the month.

*Monthly average (Land Application)* is the arithmetic mean of all measurements taken during the month.

*Municipality* means a city, town, borough, county, parish, district, association, or other public body (including an intermunicipal agency of two or more of the foregoing entities) created by or under State law; an Indian tribe or an authorized Indian tribal organization having jurisdiction over sewage sludge management; or a designated and approved management agency under section 208 of the CWA, as amended. The definition includes a special district created under state law, such as a water district, sewer district, sanitary district, utility district, drainage district, or similar entity, or an integrated waste management facility as defined in section 201 (e) of the CWA, as amended, that has as one of its principal responsibilities the treatment, transport, use or disposal of sewage sludge.

NPDES PART II STANDARD CONDITIONS  
(January, 2007)

*Other container* is either an open or closed receptacle. This includes, but is not limited to, a bucket, a box, a carton, and a vehicle or trailer with a load capacity of one metric ton or less.

*Pasture* is land on which animals feed directly on feed crops such as legumes, grasses, grain stubble, or stover.

*Pathogenic organisms* are disease-causing organisms. These include, but are not limited to, certain bacteria, protozoa, viruses, and viable helminth ova.

*Permitting authority* is either EPA or a State with an EPA-approved sludge management program.

*Person* is an individual, association, partnership, corporation, municipality, State or Federal Agency, or an agent or employee thereof.

*Person who prepares sewage sludge* is either the person who generates sewage sludge during the treatment of domestic sewage in a treatment works or the person who derives a material from sewage sludge.

*pH* means the logarithm of the reciprocal of the hydrogen ion concentration; a measure of the acidity or alkalinity of a liquid or solid material.

*Place sewage sludge or sewage sludge placed* means disposal of sewage sludge on a surface disposal site.

*Pollutant (as defined in sludge disposal requirements)* is an organic substance, an inorganic substance, a combination of organic and inorganic substances, or pathogenic organism that, after discharge and upon exposure, ingestion, inhalation, or assimilation into an organism either directly from the environment or indirectly by ingestion through the food chain, could on the basis on information available to the Administrator of EPA, cause death, disease, behavioral abnormalities, cancer, genetic mutations, physiological malfunctions (including malfunction in reproduction) or physical deformations in either organisms or offspring of the organisms.

*Pollutant limit (for sludge disposal requirements)* is a numerical value that describes the amount of a pollutant allowed per unit amount of sewage sludge (e.g., milligrams per kilogram of total solids); the amount of pollutant that can be applied to a unit of land (e.g., kilograms per hectare); or the volume of the material that can be applied to the land (e.g., gallons per acre).

*Public contact site* is a land with a high potential for contact by the public. This includes, but is not limited to, public parks, ball fields, cemeteries, plant nurseries, turf farms, and golf courses.

*Qualified ground water scientist* is an individual with a baccalaureate or post-graduate degree in the natural sciences or engineering who has sufficient training and experience in ground water hydrology and related fields, as may be demonstrated by State registration, professional certification, or completion of accredited university programs, to make sound professional judgments regarding ground water monitoring, pollutant fate and transport, and corrective action.

*Range land* is open land with indigenous vegetation.

*Reclamation site* is drastically disturbed land that is reclaimed using sewage sludge. This includes, but is not limited to, strip mines and construction sites.

NPDES PART II STANDARD CONDITIONS  
(January, 2007)

*Risk specific concentration* is the allowable increase in the average daily ground level ambient air concentration for a pollutant from the incineration of sewage sludge at or beyond the property line of a site where the sewage sludge incinerator is located.

*Runoff* is rainwater, leachate, or other liquid that drains overland on any part of a land surface and runs off the land surface.

*Seismic impact zone* is an area that has 10 percent or greater probability that the horizontal ground level acceleration to the rock in the area exceeds 0.10 gravity once in 250 years.

*Sewage sludge* is a solid, semi-solid, or liquid residue generated during the treatment of domestic sewage in a treatment works. Sewage sludge includes, but is not limited to: domestic septage; scum or solids removed in primary, secondary, or advanced wastewater treatment processes; and a material derived from sewage sludge. Sewage sludge does not include ash generated during the firing of sewage sludge in a sewage sludge incinerator or grit and screening generated during preliminary treatment of domestic sewage in treatment works.

*Sewage sludge feed rate* is either the average daily amount of sewage sludge fired in all sewage sludge incinerators within the property line of the site where the sewage sludge incinerators are located for the number of days in a 365 day period that each sewage sludge incinerator operates, or the average daily design capacity for all sewage sludge incinerators within the property line of the site where the sewage sludge incinerators are located.

*Sewage sludge incinerator* is an enclosed device in which only sewage sludge and auxiliary fuel are fired.

*Sewage sludge unit* is land on which only sewage sludge is placed for final disposal. This does not include land on which sewage sludge is either stored or treated. Land does not include waters of the United States, as defined in 40 CFR §122.2.

*Sewage sludge unit boundary* is the outermost perimeter of an active sewage sludge unit.

*Specific oxygen uptake rate (SOUR)* is the mass of oxygen consumed per unit time per unit mass of total solids (dry weight basis) in sewage sludge.

*Stack height* is the difference between the elevation of the top of a sewage sludge incinerator stack and the elevation of the ground at the base of the stack when the difference is equal to or less than 65 meters. When the difference is greater than 65 meters, stack height is the creditable stack height determined in accordance with 40 CFR §51.100 (ii).

*State* is one of the United States of America, the District of Columbia, the Commonwealth of Puerto Rico, the Virgin Islands, Guam, American Samoa, the Trust Territory of the Pacific Islands, the Commonwealth of the Northern Mariana Islands, and an Indian tribe eligible for treatment as a State pursuant to regulations promulgated under the authority of section 518(e) of the CWA.

*Store or storage of sewage sludge* is the placement of sewage sludge on land on which the sewage sludge remains for two years or less. This does not include the placement of sewage sludge on land for treatment.

*Surface disposal site* is an area of land that contains one or more active sewage sludge units.



NPDES PART II STANDARD CONDITIONS  
(January, 2007)

*Total hydrocarbons* means the organic compounds in the exit gas from a sewage sludge incinerator stack measured using a flame ionization detection instrument referenced to propane.

*Total solids* are the materials in sewage sludge that remain as residue when the sewage sludge is dried at 103 to 105 degrees Celsius.

*Treat or treatment of sewage sludge* is the preparation of sewage sludge for final use or disposal. This includes, but is not limited to, thickening, stabilization, and dewatering of sewage sludge. This does not include storage of sewage sludge.

*Treatment works* is either a federally owned, publicly owned, or privately owned device or system used to treat (including recycle and reclaim) either domestic sewage or a combination of domestic sewage and industrial waste of a liquid nature.

*Unstable area* is land subject to natural or human-induced forces that may damage the structural components of an active sewage sludge unit. This includes, but is not limited to, land on which the soils are subject to mass movement.

*Unstabilized solids* are organic materials in sewage sludge that have not been treated in either an aerobic or anaerobic treatment process.

*Vector attraction* is the characteristic of sewage sludge that attracts rodents, flies, mosquitoes, or other organisms capable of transporting infectious agents.

*Volatile solids* is the amount of the total solids in sewage sludge lost when the sewage sludge is combusted at 550 degrees Celsius in the presence of excess air.

*Wet electrostatic precipitator* is an air pollution control device that uses both electrical forces and water to remove pollutants in the exit gas from a sewage sludge incinerator stack.

*Wet scrubber* is an air pollution control device that uses water to remove pollutants in the exit gas from a sewage sludge incinerator stack.

3. Commonly Used Abbreviations

BOD	Five-day biochemical oxygen demand unless otherwise specified
CBOD	Carbonaceous BOD
CFS	Cubic feet per second
COD	Chemical oxygen demand
Chlorine	
Cl <sub>2</sub>	Total residual chlorine
TRC	Total residual chlorine which is a combination of free available chlorine (FAC, see below) and combined chlorine (chloramines, etc.)

NPDES PART II STANDARD CONDITIONS  
(January, 2007)

TRO	Total residual chlorine in marine waters where halogen compounds are present
FAC	Free available chlorine (aqueous molecular chlorine, hypochlorous acid, and hypochlorite ion)
Coliform	
Coliform, Fecal	Total fecal coliform bacteria
Coliform, Total	Total coliform bacteria
Cont. (Continuous)	Continuous recording of the parameter being monitored, i.e. flow, temperature, pH, etc.
Cu. M/day or M <sup>3</sup> /day	Cubic meters per day
DO	Dissolved oxygen
kg/day	Kilograms per day
lbs/day	Pounds per day
mg/l	Milligram(s) per liter
ml/l	Milliliters per liter
MGD	Million gallons per day
Nitrogen	
Total N	Total nitrogen
NH <sub>3</sub> -N	Ammonia nitrogen as nitrogen
NO <sub>3</sub> -N	Nitrate as nitrogen
NO <sub>2</sub> -N	Nitrite as nitrogen
NO <sub>3</sub> -NO <sub>2</sub>	Combined nitrate and nitrite nitrogen as nitrogen
TKN	Total Kjeldahl nitrogen as nitrogen
Oil & Grease	Freon extractable material
PCB	Polychlorinated biphenyl
pH	A measure of the hydrogen ion concentration. A measure of the acidity or alkalinity of a liquid or material
Surfactant	Surface-active agent

NPDES PART II STANDARD CONDITIONS  
(January, 2007)

Temp. °C	Temperature in degrees Centigrade
Temp. °F	Temperature in degrees Fahrenheit
TOC	Total organic carbon
Total P	Total phosphorus
TSS or NFR	Total suspended solids or total nonfilterable residue
Turb. or Turbidity	Turbidity measured by the Nephelometric Method (NTU)
ug/l	Microgram(s) per liter
WET	“Whole effluent toxicity” is the total effect of an effluent measured directly with a toxicity test.
C-NOEC	“Chronic (Long-term Exposure Test) – No Observed Effect Concentration”. The highest tested concentration of an effluent or a toxicant at which no adverse effects are observed on the aquatic test organisms at a specified time of observation.
A-NOEC	“Acute (Short-term Exposure Test) – No Observed Effect Concentration” (see C-NOEC definition).
LC <sub>50</sub>	LC <sub>50</sub> is the concentration of a sample that causes mortality of 50% of the test population at a specific time of observation. The LC <sub>50</sub> = 100% is defined as a sample of undiluted effluent.
ZID	Zone of Initial Dilution means the region of initial mixing surrounding or adjacent to the end of the outfall pipe or diffuser ports.

**AUTHORIZATION TO DISCHARGE UNDER THE  
NATIONAL POLLUTANT DISCHARGE ELIMINATION SYSTEM**

In compliance with the provisions of the Federal Clean Water Act, as amended, (33 U.S.C. §§1251 et seq.; the "CWA"),

**Town of Lancaster, New Hampshire**

is authorized to discharge from the facility located at

**Lancaster Wastewater Treatment Facility  
Water Street  
Lancaster, NH 03584**

to receiving water named

**Connecticut River**

in accordance with effluent limitations, monitoring requirements and other conditions set forth herein.

This permit shall become effective on the first day of the calendar month immediately following 60 days after signature.<sup>1</sup>

This permit expires at midnight, five years from the last day of the month preceding the effective date.

This permit supersedes the permit issued on November 5, 2008.

This permit consists of **Part I** including the cover page(s), **Attachment A** (Freshwater Acute Toxicity Test Procedure and Protocol, February 2011), and **Part II** (NPDES Part II Standard Conditions, April 2018).

Signed this        day of

---

Ken Moraff, Director  
Water Division  
Environmental Protection Agency  
Region 1  
Boston, MA

---

<sup>1</sup> Pursuant to 40 Code of Federal Regulations (C.F.R.) § 124.15(b)(3), if no comments requesting a change to the Draft Permit are received, the permit will become effective upon the date of signature. Procedures for appealing EPA's Final Permit decision may be found at 40 C.F.R. § 124.19.

**PART I**

**A. EFFLUENT LIMITATIONS AND MONITORING REQUIREMENTS**

1. During the period beginning on the effective date and lasting through the expiration date, the Permittee is authorized to discharge treated effluent through Outfall Serial Number 001 to Connecticut River. The discharge shall be limited and monitored as specified below; the receiving water and the influent shall be monitored as specified below.

Effluent Characteristic	Effluent Limitation			Monitoring Requirements <sup>1,2,3</sup>	
	Average Monthly	Average Weekly	Maximum Daily	Measurement Frequency	Sample Type <sup>4</sup>
Rolling Average Effluent Flow <sup>5</sup>	1.2 MGD <sup>5</sup>	---	---	Continuous	Recorder
Effluent Flow <sup>5</sup>	Report MGD	---	Report MGD	Continuous	Recorder
BOD <sub>5</sub>	30 mg/L 300 lb/day	45 mg/L 450 lb/day	50 mg/L 500 lb/day	1/week	Grab
BOD <sub>5</sub> Removal	≥ 85 %	---	---	---	Calculation
TSS	30 mg/L 300 lb/day	45 mg/L 450 lb/day	50 mg/L 500 lb/day	1/week	Grab
TSS Removal	≥ 85 %	---	---	---	Calculation
pH Range <sup>6</sup>	6.5 - 8.0 S.U.			1/day	Grab
Total Residual Chlorine <sup>7,8</sup>	1 mg/L	---	1 /mg/L	1/day	Grab
<i>Escherichia coli</i> <sup>7,8</sup>	126/100 mL	---	406/100 mL	2/week	Grab
Total Kjeldahl Nitrogen <sup>9</sup>	Report mg/L	---	Report mg/L	1/week	Grab
Nitrate + Nitrite <sup>9</sup>	Report mg/L	---	Report mg/L	1/week	Grab
Total Nitrogen <sup>9</sup>	Report mg/L Report lb/day	---	Report mg/L	1/week	Grab
<b>Whole Effluent Toxicity (WET) Testing<sup>10,11</sup></b>					
LC <sub>50</sub>	---	---	≥ 50 %	1/year	Grab
Hardness	---	---	Report mg/L	1/year	Grab
Ammonia Nitrogen	---	---	Report mg/L	1/year	Grab

Effluent Characteristic	Effluent Limitation			Monitoring Requirements <sup>1,2,3</sup>	
	Average Monthly	Average Weekly	Maximum Daily	Measurement Frequency	Sample Type <sup>4</sup>
Total Aluminum	---	---	Report mg/L	1/year	Grab
Total Cadmium	---	---	Report mg/L	1/year	Grab
Total Copper	---	---	Report mg/L	1/year	Grab
Total Nickel	---	---	Report mg/L	1/year	Grab
Total Lead	---	---	Report mg/L	1/year	Grab
Total Zinc	---	---	Report mg/L	1/year	Grab
Total Organic Carbon	---	---	Report mg/L	1/year	Grab

Ambient Characteristic <sup>13</sup>	Reporting Requirements			Monitoring Requirements <sup>1,2,3</sup>	
	Average Monthly	Average Weekly	Maximum Daily	Measurement Frequency	Sample Type <sup>4</sup>
Hardness	---	---	Report mg/L	1/year	Grab
Ammonia Nitrogen	---	---	Report mg/L	1/year	Grab
Total Aluminum	---	---	Report mg/L	1/year	Grab
Total Cadmium	---	---	Report mg/L	1/year	Grab
Total Copper	---	---	Report mg/L	1/year	Grab
Total Nickel	---	---	Report mg/L	1/year	Grab
Total Lead	---	---	Report mg/L	1/year	Grab
Total Zinc	---	---	Report mg/L	1/year	Grab
Total Organic Carbon	---	---	Report mg/L	1/year	Grab
Dissolved Organic Carbon <sup>12</sup>	---	---	Report mg/L	1/year	Grab
pH <sup>14</sup>	---	---	Report S.U.	1/year	Grab
Temperature <sup>14</sup>	---	---	Report °C	1/year	Grab

Influent Characteristic	Reporting Requirements			Monitoring Requirements <sup>1,2,3</sup>	
	Average Monthly	Average Weekly	Maximum Daily	Measurement Frequency	Sample Type <sup>4</sup>
BOD <sub>5</sub>	Report mg/L	---	---	2/month	Grab
TSS	Report mg/L	---	---	2/month	Grab

## Footnotes:

1. Effluent samples shall yield data representative of the discharge. A routine sampling program shall be developed in which samples are taken at the same location, same time and same days of the week each month. The Permittee shall report the results to the Environmental Protection Agency Region 1 (EPA) and the State of any additional testing above that required herein, if testing is in accordance with 40 C.F.R. Part 136.
2. In accordance with 40 C.F.R. § 122.44(i)(1)(iv), the Permittee shall monitor according to sufficiently sensitive test procedures (i.e., methods) approved under 40 C.F.R. Part 136 or required under 40 C.F.R. chapter I, subchapter N or O, for the analysis of pollutants or pollutant parameters (except WET). A method is “sufficiently sensitive” when: 1) The method minimum level (ML) is at or below the level of the effluent limitation established in the permit for the measured pollutant or pollutant parameter; or 2) The method has the lowest ML of the analytical methods approved under 40 C.F.R. Part 136 or required under 40 C.F.R. chapter I, subchapter N or O for the measured pollutant or pollutant parameter. The term “minimum level” refers to either the sample concentration equivalent to the lowest calibration point in a method or a multiple of the method detection limit (MDL), whichever is higher. Minimum levels may be obtained in several ways: They may be published in a method; they may be based on the lowest acceptable calibration point used by a laboratory; or they may be calculated by multiplying the MDL in a method, or the MDL determined by a laboratory, by a factor.
3. When a parameter is not detected above the ML, the Permittee must report the data qualifier signifying less than the ML for that parameter (e.g., < 50 µg/L, if the ML for a parameter is 50 µg/L). For reporting an average based on a mix of values detected and not detected, assign a value of “0” to all non-detects for that reporting period and report the average of all the results.
4. A “grab” sample is an individual sample collected in a period of less than 15 minutes.  
  
A “composite” sample is a composite of at least twenty-four (24) grab samples taken during one consecutive 24-hour period, either collected at equal intervals and combined proportional to flow or continuously collected proportional to flow.
5. The limit is a rolling annual average, reported in million gallons per day (MGD), which will be calculated as the arithmetic mean of the monthly average flow for the reporting month and the monthly average flows of the previous eleven months. Also report monthly average and maximum daily flow in MGD.

6. The pH shall be within the specified range at all times. The minimum and maximum pH sample measurement values for the month shall be reported in standard units (S.U.). See Part I.G.1 below for a provision to modify the pH range.
7. The Permittee shall minimize the use of chlorine while maintaining adequate bacterial control. Monitoring for total residual chlorine (TRC) is only required for discharges which have been previously chlorinated or which contain residual chlorine.

Chlorination and dechlorination systems shall include an alarm system for indicating system interruptions or malfunctions. Any interruption or malfunction of the chlorine dosing system that may have resulted in levels of chlorine that were inadequate for achieving effective disinfection, or interruptions or malfunctions of the dechlorination system that may have resulted in excessive levels of chlorine in the final effluent shall be reported with the monthly DMRs and in accordance with any more frequent reporting requirements in accordance with Part II Standard Conditions. The report shall include the date and time of the interruption or malfunction, the nature of the problem, and the estimated amount of time that the reduced levels of chlorine or dechlorination chemicals occurred.

8. The monthly average limit for *E. coli* is expressed as a geometric mean. *E. coli* monitoring shall be conducted concurrently with TRC monitoring, if TRC monitoring is required.
9. Total Kjeldahl nitrogen and nitrate + nitrite samples shall be collected concurrently. The results of these analyses shall be used to calculate both the concentration and mass loadings of total nitrogen, as follows.

Total Nitrogen (mg/L) = Total Kjeldahl Nitrogen (mg/L) + Nitrate + Nitrite (mg/L)

Total Nitrogen (lb/day) = [(average monthly Total Nitrogen (mg/L) \* total monthly effluent flow (Millions of Gallons (MG)) / # of days in the month] \* 8.345

For nitrogen optimization requirements, see Part I.G.2.

10. The Permittee shall conduct acute toxicity tests (LC<sub>50</sub>) in accordance with test procedures and protocols specified in **Attachment A** of this permit. LC<sub>50</sub> and C-NOEC are defined in Part II.E. of this permit. The Permittee shall test the daphnid, *Ceriodaphnia dubia*, and the fathead minnow, *Pimephales promelas*. Toxicity test samples shall be collected and tests completed once per year during the calendar quarter ending September 30<sup>th</sup>. The complete report for each toxicity test shall be submitted as an attachment to the DMR submittal which includes the results for that toxicity test.



11. For Part I.A.1., Whole Effluent Toxicity Testing, the Permittee shall conduct the analyses specified in **Attachment A**, Part VI. CHEMICAL ANALYSIS for the effluent sample. If toxicity test(s) using the receiving water as diluent show the receiving water to be toxic or unreliable, the Permittee shall follow procedures outlined in **Attachment A**, Section IV., DILUTION WATER. Minimum levels and test methods are specified in **Attachment A**, Part VI. CHEMICAL ANALYSIS.
12. Monitoring and reporting for dissolved organic carbon (DOC) are not requirements of the Whole Effluent Toxicity (WET) tests but are additional requirements. The Permittee may analyze the WET samples for DOC or may collect separate samples for DOC concurrently with WET sampling.
13. For Part I.A.1., Ambient Characteristic, the Permittee shall conduct the analyses specified in **Attachment A**, Part VI. CHEMICAL ANALYSIS for the receiving water sample collected as part of the WET testing requirements. Such samples shall be taken from the receiving water at a point immediately upstream of the permitted discharge's zone of influence at a reasonably accessible location, as specified in **Attachment A**. Minimum levels and test methods are specified in **Attachment A**, Part VI. CHEMICAL ANALYSIS.
14. A pH and temperature measurement shall be taken of each receiving water sample at the time of collection and the results reported on the appropriate DMR. These pH and temperature measurements are independent from any pH and temperature measurements required by the WET testing protocols.

**Part I.A. continued.**

2. The discharge shall not cause a violation of the water quality standards of the receiving water.
3. The discharge shall be free from substances in kind or quantity that settle to form harmful benthic deposits; float as foam, debris, scum or other visible substances; produce odor, color, taste or turbidity that is not naturally occurring and would render the surface water unsuitable for its designated uses; result in the dominance of nuisance species; or interfere with recreational activities.
4. Tainting substances shall not be present in the discharge in concentrations that individually or in combination are detectable by taste and odor tests performed on the edible portions of aquatic organisms.
5. The discharge shall not result in toxic substances or chemical constituents in concentrations or combinations in the receiving water that injure or are inimical to plants, animals, humans or aquatic life; or persist in the environment or accumulate in aquatic organisms to levels that result in harmful concentrations in edible portions of fish, shellfish, other aquatic life, or wildlife that might consume aquatic life.
6. The discharge shall not result in benthic deposits that have a detrimental impact on the benthic community. The discharge shall not result in oil and grease, color, slicks, odors, or surface floating solids that would impair any existing or designated uses in the receiving water.
7. The discharge shall not result in an exceedance of the naturally occurring turbidity in the receiving water by more than 10 NTUs.
8. The Permittee must provide adequate notice to EPA-Region 1 and the State of the following:
  - a. Any new introduction of pollutants into the POTW from an indirect discharger which would be subject to Part 301 or Part 306 of the Clean Water Act if it were directly discharging those pollutants or in a primary industry category (see 40 C.F.R. Part 122 Appendix A as amended) discharging process water; and
  - b. Any substantial change in the volume or character of pollutants being introduced into that POTW by a source introducing pollutants into the POTW at the time of issuance of the permit.
  - c. For purposes of this paragraph, adequate notice shall include information on:
    - (1) The quantity and quality of effluent introduced into the POTW; and
    - (2) Any anticipated impact of the change on the quantity or quality of effluent to be discharged from the POTW.

9. Pollutants introduced into the POTW by a non-domestic source (user) shall not pass through the POTW or interfere with the operation or performance of the works.

## **B. UNAUTHORIZED DISCHARGES**

This permit authorizes discharges only from the outfall listed in Part I.A.1, in accordance with the terms and conditions of this permit. Discharges of wastewater from any other point sources, including sanitary sewer overflows (SSOs), are not authorized by this permit in accordance with Part II.D.1.e.(1) (24-hour reporting). See Part I.H below for reporting requirements.

## **C. OPERATION AND MAINTENANCE OF THE SEWER SYSTEM**

Operation and maintenance (O&M) of the sewer system shall be in compliance with the Standard Conditions of Part II and the following terms and conditions. The Permittee shall complete the following activities for the collection system which it owns:

1. Maintenance Staff

The Permittee shall provide an adequate staff to carry out the operation, maintenance, repair, and testing functions required to ensure compliance with the terms and conditions of this permit. Provisions to meet this requirement shall be described in the Collection System O&M Plan required pursuant to Section C.5. below.

2. Preventive Maintenance Program

The Permittee shall maintain an ongoing preventive maintenance program to prevent overflows and bypasses caused by malfunctions or failures of the sewer system infrastructure. The program shall include an inspection program designed to identify all potential and actual unauthorized discharges. Plans and programs to meet this requirement shall be described in the Collection System O&M Plan required pursuant to Section C.5. below.

3. Infiltration/Inflow

The Permittee shall control infiltration and inflow (I/I) into the sewer system as necessary to prevent high flow related unauthorized discharges from their collection systems and high flow related violations of the wastewater treatment plant's effluent limitations. Plans and programs to control I/I shall be described in the Collection System O&M Plan required pursuant to Section C.5. below.

4. Collection System Mapping

The Permittee shall maintain a map of the sewer collection system it owns. The map shall be on a street map of the community, with sufficient detail and at a scale to allow easy interpretation. The collection system information shown on the map shall be based on current conditions and shall be kept up-to-date and available for review by federal, state, or local agencies. Such map(s) shall include, but not be limited to the following:

- a. All sanitary sewer lines and related manholes;
- b. All combined sewer lines, related manholes, and catch basins;
- c. All combined sewer regulators and any known or suspected connections between the sanitary sewer and storm drain systems (e.g. combination manholes);
- d. All outfalls, including the treatment plant outfall(s), CSOs, and any known or suspected SSOs, including stormwater outfalls that are connected to combination manholes;
- e. All pump stations and force mains;
- f. The wastewater treatment facility(ies);
- g. All surface waters (labeled);
- h. Other major appurtenances such as inverted siphons and air release valves;
- i. A numbering system which uniquely identifies manholes, catch basins, overflow points, regulators and outfalls;
- j. The scale and a north arrow; and
- k. The pipe diameter, date of installation, type of material, distance between manholes, and the direction of flow.

#### 5. Collection System O&M Plan

The Permittee shall continue to update and implement a Collection System O&M Plan is has previously submitted to EPA and the State. The plan shall be available for review by federal, state and local agencies as requested. The Plan shall include:

- a. A description of the collection system management goals, staffing, information management, and legal authorities;
- b. A description of the collection system and the overall condition of the collection system including a list of all pump stations and a description of recent studies and construction activities; and
- c. A preventive maintenance and monitoring program for the collection system;

- d. Description of sufficient staffing necessary to properly operate and maintain the sanitary sewer collection system and how the operation and maintenance program is staffed;
- e. Description of funding, the source(s) of funding and provisions for funding sufficient for implementing the plan;
- f. Identification of known and suspected overflows and back-ups, including manholes. A description of the cause of the identified overflows and back-ups, corrective actions taken, and a plan for addressing the overflows and back-ups consistent with the requirements of this permit;
- g. A description of the Permittee's programs for preventing I/I related effluent violations and all unauthorized discharges of wastewater, including overflows and by-passes and the ongoing program to identify and remove sources of I/I. The program shall include an inflow identification and control program that focuses on the disconnection and redirection of illegal sump pumps and roof down spouts;
- h. An educational public outreach program for all aspects of I/I control, particularly private inflow; and
- i. An Overflow Emergency Response Plan to protect public health from overflows and unanticipated bypasses or upsets that exceed any effluent limitation in the permit.

#### 6. Annual Reporting Requirement

The Permittee shall submit a summary report of activities related to the implementation of its Collection System O&M Plan during the previous calendar year. The report shall be submitted to EPA and the State annually by March 31. The summary report shall, at a minimum, include:

- a. A description of the staffing levels maintained during the year;
- b. A map and a description of inspection and maintenance activities conducted and corrective actions taken during the previous year;
- c. Expenditures for any collection system maintenance activities and corrective actions taken during the previous year;
- d. A map with areas identified for investigation/action in the coming year;
- e. A summary of unauthorized discharges during the past year and their causes and a report of any corrective actions taken as a result of the unauthorized discharges reported pursuant to the Unauthorized Discharges section of this permit; and
- f. If the monthly average flow exceeded 80 percent of the facility's 1.2 MGD design flow (1.00 MGD) for three consecutive months in the previous calendar year, or there have been capacity related overflows, the report shall include:

- (1) Plans for further potential flow increases describing how the Permittee will maintain compliance with the flow limit and all other effluent limitations and conditions; and
- (2) A calculation of the maximum daily, weekly, and monthly infiltration and the maximum daily, weekly, and monthly inflow for the reporting year.

#### **D. ALTERNATE POWER SOURCE**

In order to maintain compliance with the terms and conditions of this permit, the Permittee shall provide an alternative power source(s) sufficient to operate the portion of the publicly owned treatment works it owns and operates, as defined in Part II.E.1 of this permit.

#### **E. INDUSTRIAL USERS AND PRETREATMENT PROGRAM**

1. The Permittee shall submit to EPA and the State the name of any Industrial User (IU) subject to Categorical Pretreatment Standards under 40 C.F.R. § 403.6 and 40 C.F.R. chapter I, subchapter N (Parts 405-415, 417-430, 432, 447, 449-451, 454, 455, 457-461, 463-469, and 471 as amended) who commences discharge to the facility after the effective date of this permit.

This reporting requirement also applies to any other IU who is classified as a Significant Industrial User which discharges an average of 25,000 gallons per day or more of process wastewater into the facility (excluding sanitary, noncontact cooling and boiler blowdown wastewater); contributes a process wastewater which makes up five (5) percent or more of the average dry weather hydraulic or organic capacity of the facility; or is designated as such by the Control Authority as defined in 40 C.F.R. § 403.3(f) on the basis that the industrial user has a reasonable potential to adversely affect the wastewater treatment facility's operation, or for violating any pretreatment standard or requirement (in accordance with 40 C.F.R. § 403.8(f)(6)).

2. In the event that the Permittee receives originals of reports (baseline monitoring reports, 90-day compliance reports, periodic reports on continued compliance, etc.) from industrial users subject to Categorical Pretreatment Standards under 40 C.F.R. § 403.6 and 40 C.F.R. chapter I, subchapter N (Parts 405-415, 417-430, 432-447, 449-451, 454, 455, 457-461, 463-469, and 471 as amended), or from a Significant Industrial User, the Permittee shall forward the originals of these reports within ninety (90) days of their receipt to EPA, and copy the State.

#### **F. SLUDGE CONDITIONS**

1. The Permittee shall comply with all existing federal and state laws and regulations that apply to sewage sludge use and disposal practices, including EPA regulations promulgated at 40

C.F.R. Part 503, which prescribe “Standards for the Use or Disposal of Sewage Sludge” pursuant to § 405(d) of the CWA, 33 U.S.C. § 1345(d).

2. If both state and federal requirements apply to the Permittee’s sludge use and/or disposal practices, the Permittee shall comply with the more stringent of the applicable requirements.
3. The requirements and technical standards of 40 C.F.R. Part 503 apply to the following sludge use or disposal practices:
  - a. Land application - the use of sewage sludge to condition or fertilize the soil
  - b. Surface disposal - the placement of sewage sludge in a sludge only landfill
  - c. Sewage sludge incineration in a sludge only incinerator
4. The requirements of 40 C.F.R. Part 503 do not apply to facilities which dispose of sludge in a municipal solid waste landfill. 40 C.F.R. § 503.4. These requirements also do not apply to facilities which do not use or dispose of sewage sludge during the life of the permit but rather treat the sludge (e.g., lagoons, reed beds), or are otherwise excluded under 40 C.F.R. § 503.6.
5. The 40 C.F.R. Part 503 requirements include the following elements:
  - a. General requirements
  - b. Pollutant limitations
  - c. Operational Standards (pathogen reduction requirements and vector attraction reduction requirements)
  - d. Management practices
  - e. Record keeping
  - f. Monitoring
  - g. Reporting

Which of the 40 C.F.R. Part 503 requirements apply to the Permittee will depend upon the use or disposal practice followed and upon the quality of material produced by a facility. The EPA Region 1 Guidance document, “EPA Region 1 - NPDES Permit Sludge Compliance Guidance” (November 4, 1999), may be used by the Permittee to assist it in determining the applicable requirements.<sup>2</sup>

6. The sludge shall be monitored for pollutant concentrations (all Part 503 methods) and pathogen reduction and vector attraction reduction (land application and surface disposal) at

---

<sup>2</sup> This guidance document is available upon request from EPA Region 1 and may also be found at: <http://www.epa.gov/region1/npdes/permits/generic/sludgeguidance.pdf>

the following frequency. This frequency is based upon the volume of sewage sludge generated at the facility in dry metric tons per year, as follows:

less than 290	1/ year
290 to less than 1,500	1 /quarter
1,500 to less than 15,000	6 /year
15,000 +	1 /month

Sampling of the sewage sludge shall use the procedures detailed in 40 C.F.R. § 503.8.

7. Under 40 C.F.R. § 503.9(r), the Permittee is a “person who prepares sewage sludge” because it “is ... the person who generates sewage sludge during the treatment of domestic sewage in a treatment works ....” If the Permittee contracts with *another* “person who prepares sewage sludge” under 40 C.F.R. § 503.9(r) – i.e., with “a person who derives a material from sewage sludge” – for use or disposal of the sludge, then compliance with Part 503 requirements is the responsibility of the contractor engaged for that purpose. If the Permittee does not engage a “person who prepares sewage sludge,” as defined in 40 C.F.R. § 503.9(r), for use or disposal, then the Permittee remains responsible to ensure that the applicable requirements in Part 503 are met. 40 C.F.R. § 503.7. If the ultimate use or disposal method is land application, the Permittee is responsible for providing the person receiving the sludge with notice and necessary information to comply with the requirements of 40 C.F.R. § 503 Subpart B.
8. The Permittee shall submit an annual report containing the information specified in the 40 C.F.R. Part 503 requirements (§ 503.18 (land application), § 503.28 (surface disposal), or § 503.48 (incineration)) by **February 19** (*see also* “EPA Region 1 - NPDES Permit Sludge Compliance Guidance”). Reports shall be submitted electronically using EPA’s Electronic Reporting tool (“NeT”) (*see* “Reporting Requirements” section below).
9. Compliance with the requirements of this permit or 40 C.F.R. Part 503 shall not eliminate or modify the need to comply with applicable requirements under RSA 485-A and Env-Wq 800, New Hampshire Sludge Management Rules.

## G. SPECIAL CONDITIONS

### 1. Provision to Modify pH Range

The pH range may be modified if the Permittee satisfies conditions set forth in Part I.I.5 below. Upon notification of an approval by NHDES, EPA will review and, if acceptable, will submit written notice to the Permittee of the permit change. The modified pH range will not be in effect until the Permittee receives written notice from EPA.

### 2. Total Nitrogen Optimization Requirements

- a. The Permittee shall continue to optimize the treatment facility operations relative to total nitrogen (“TN”) removal through measures and/or operational changes designed to



enhance the removal of nitrogen in order to minimize the annual average mass discharge of total nitrogen.

- b. The Permittee shall submit an annual report to EPA and the NHDES-WD, by February 1st of each year, that summarizes activities related to optimizing nitrogen removal efficiencies, documents the annual nitrogen discharge load from the facility, and tracks trends relative to the previous calendar year. If, in any year, the treatment facility discharges of TN on an average annual basis have increased, the annual report shall include a detailed explanation of the reasons why TN discharges have increased, including any changes in influent flows/loads and any operational changes. The report shall also include all supporting data.

## H. REPORTING REQUIREMENTS

Unless otherwise specified in this permit, the Permittee shall submit reports, requests, and information and provide notices in the manner described in this section.

### 1. Submittal of DMRs Using NetDMR

The Permittee shall continue to submit its monthly monitoring data in discharge monitoring reports (DMRs) to EPA and the State no later than the 15th day of the month electronically using NetDMR. When the Permittee submits DMRs using NetDMR, it is not required to submit hard copies of DMRs to EPA or the State. NetDMR is accessible through EPA's Central Data Exchange at <https://cdx.epa.gov/>.

### 2. Submittal of Reports as NetDMR Attachments

Unless otherwise specified in this permit, the Permittee shall electronically submit all reports to EPA as NetDMR attachments rather than as hard copies. This includes the NHDES Monthly Operating Reports (MORs). *See* Part I.H.6. for more information on State reporting. Because the due dates for reports described in this permit may not coincide with the due date for submitting DMRs (which is no later than the 15th day of the month), a report submitted electronically as a NetDMR attachment shall be considered timely if it is electronically submitted to EPA using NetDMR with the next DMR due following the report due date specified in this permit.

### 3. Submittal of Biosolids/Sewage Sludge Reports

By February 19 of each year, the Permittee must electronically report their annual Biosolids/Sewage Sludge Report for the previous calendar year using EPA's NPDES Electronic Reporting Tool ("NeT"), or another approved EPA system, which is accessible through EPA's Central Data Exchange at <https://cdx.epa.gov/>.

### 4. Submittal of Requests and Reports to EPA Water Division (WD)

- a. The following requests, reports, and information described in this permit shall be submitted to the NPDES Applications Coordinator in EPA Water Division (WD):
    - (1) Transfer of permit notice;
    - (2) Request for changes in sampling location;
    - (3) Request for reduction in testing frequency;
    - (4) Report on unacceptable dilution water / request for alternative dilution water for WET testing.
    - (5) Report of new industrial user commencing discharge
    - (6) Report received from existing industrial user
  - b. These reports, information, and requests shall be submitted to EPA WD electronically at [R1NPDESReporting@epa.gov](mailto:R1NPDESReporting@epa.gov).
5. Submittal of Reports to EPA Enforcement and Compliance Assurance Division (ECAD) in Hard Copy Form
- a. The following notifications and reports shall be signed and dated originals, submitted as hard copy, with a cover letter describing the submission:
    - (1) Prior to 21 December 2020, written notifications required under Part II.B.4.c, for bypasses, and Part II.D.1.e, for sanitary sewer overflows (SSOs). Starting on 21 December 2020, such notifications must be done electronically using EPA's NPDES Electronic Reporting Tool ("NeT"), or another approved EPA system, which will be accessible through EPA's Central Data Exchange at <https://cdx.epa.gov/>.
  - b. This information shall be submitted to EPA ECAD at the following address:

U.S. Environmental Protection Agency  
Enforcement and Compliance Assurance Division  
Water Compliance Section  
5 Post Office Square, Suite 100 (04-SMR)  
Boston, MA 02109-3912

6. State Reporting

Unless otherwise specified in this permit or by the State, duplicate signed copies of all reports, information, requests or notifications described in this permit, including the reports, information, requests or notifications described in Parts I.H.3 through I.H.5 shall also be submitted to the New Hampshire Department of Environmental Services, Water Division (NHDES-WD) electronically to the Permittee's assigned NPDES inspector at NHDES-WD or as a hardcopy to the following addresses:

New Hampshire Department of Environmental Services  
Water Division  
Wastewater Engineering Bureau  
29 Hazen Drive, P.O. Box 95  
Concord, New Hampshire 03302-0095

7. Verbal Reports and Verbal Notifications

- a. Any verbal reports or verbal notifications, if required in Parts I and/or II of this permit, shall be made to both EPA and to the State. This includes verbal reports and notifications which require reporting within 24 hours (e.g., Part II.B.4.c.(2), Part II.B.5.c.(3), and Part II.D.1.e).
- b. Verbal reports and verbal notifications shall be made to:

EPA ECAD at 617-918-1510  
and  
NHDES Assigned NPDES Inspector at 603-271-1494

**I. STATE PERMIT CONDITIONS**

1. The Permittee shall not at any time, either alone or in conjunction with any person or persons, cause directly or indirectly the discharge of waste into the said receiving water unless it has been treated in such a manner as will not lower the legislated water quality classification of, or interfere with the uses assigned to, said water by the New Hampshire Legislature (RSA 485-A:12).
2. This NPDES discharge permit is issued by EPA under federal law. Upon final issuance by EPA, the New Hampshire Department of Environmental Services-Water Division (NHDES-WD) may adopt this permit, including all terms and conditions, as a state permit pursuant to RSA 485-A:13.
3. EPA shall have the right to enforce the terms and conditions of this permit pursuant to federal law and NHDES-WD shall have the right to enforce the permit pursuant to state law, if the permit is adopted. Any modification, suspension, or revocation of this permit shall be effective only with respect to the agency taking such action and shall not affect the validity or status of the permit as issued by the other agency.
4. Pursuant to New Hampshire Statute RSA 485-A:13,I(c), any person responsible for a bypass or upset at a *wastewater facility* shall give immediate notice of a bypass or upset to all public or privately owned water systems drawing water from the same receiving water and located within 20 miles downstream of the point of discharge regardless of whether or not it is on the same receiving water or on another surface water to which the receiving water is tributary. Wastewater facility is defined at RSA 485-A:2XIX as the structures, equipment, and processes required to collect, convey, and treat domestic and industrial wastes, and dispose of

the effluent and sludge. The Permittee shall maintain a list of persons, and their telephone numbers, who are to be notified immediately by telephone. In addition, written notification, which shall be postmarked within 3 days of the bypass or upset, shall be sent to such persons.

5. The pH range of 6.5 to 8.0 Standard Units (S.U.) must be achieved in the final effluent unless the Permittee can demonstrate to NHDES-WD: 1) that the range should be widened due to naturally occurring conditions in the receiving water; or 2) that the naturally occurring receiving water pH is not significantly altered by the Permittee's discharge. The scope of any demonstration project must receive prior approval from NHDES-WD. In no case, shall the above procedure result in pH limits outside the range of 6.0 to 9.0 S.U., which is the federal effluent limitation guideline regulation for pH for secondary treatment and is found in 40 C.F.R. § 133.102(c).
6. Pursuant to New Hampshire Code of Administrative Rules, Env-Wq 703.07(a):
  - a. Any person proposing to construct or modify any of the following shall submit an application for a sewer connection permit to the department:
    - (1) Any extension of a collector or interceptor, whether public or private, regardless of flow;
    - (2) Any wastewater connection or other discharge in excess of 5,000 gpd;
    - (3) Any wastewater connection or other discharge to a WWTP operating in excess of 80 percent design flow capacity or design loading capacity based on actual average flow or loading for 3 consecutive months;
    - (4) Any industrial wastewater connection or change in existing discharge of industrial wastewater, regardless of quality or quantity;
    - (5) Any sewage pumping station greater than 50 gpm or serving more than one building; or
    - (6) Any proposed sewer that serves more than one building or that requires a manhole at the connection.
7. For each new or increased discharge of industrial waste to the POTW, the Permittee shall submit, in accordance with Env-Wq 305.10(a) an "Industrial Wastewater Discharge Request."
8. Pursuant to Env-Wq 305.15(d) and 305.16(f), the Permittee shall not allocate or accept for treatment more than 90 percent of the headworks loading limits of the facility.
9. Pursuant to Env-Wq 305.21, at a frequency no less than every five years, the Permittee shall submit to NHDES:

- a. A copy of its current sewer use ordinance if it has been revised without department approval subsequent to any previous submittal to the department or a certification that no changes have been made.
  - b. A current list of all significant indirect dischargers to the POTW. At a minimum, the list shall include for each significant indirect discharger, its name and address, the name and daytime telephone number of a contact person, products manufactured, industrial processes used, existing pretreatment processes, and discharge permit status.
  - c. A list of all permitted indirect dischargers; and
  - d. A certification that the municipality is strictly enforcing its sewer use ordinance and all discharge permits it has issued.
10. When the effluent discharged for a period of three (3) consecutive months exceeds 80 percent of the 1.25 MGD design flow (1.00 MGD) or design loading capacity, the Permittee shall submit to the permitting authorities a projection of flows and loadings up to the time when the design capacity of the treatment facility will be reached, and a program for maintaining satisfactory treatment levels consistent with approved water quality management plans. Before the design flow will be reached, or whenever treatment necessary to achieve permit limits cannot be assured, the Permittee may be required to submit plans for facility improvements.

## ATTACHMENT A

### USEPA REGION 1 FRESHWATER ACUTE TOXICITY TEST PROCEDURE AND PROTOCOL

#### I. GENERAL REQUIREMENTS

The permittee shall conduct acceptable acute toxicity tests in accordance with the appropriate test protocols described below:

- **Daphnid (Ceriodaphnia dubia) definitive 48 hour test.**
- **Fathead Minnow (Pimephales promelas) definitive 48 hour test.**

Acute toxicity test data shall be reported as outlined in Section VIII.

#### II. METHODS

The permittee shall use 40 CFR Part 136 methods. Methods and guidance may be found at:

[http://water.epa.gov/scitech/methods/cwa/wet/disk2\\_index.cfm](http://water.epa.gov/scitech/methods/cwa/wet/disk2_index.cfm)

The permittee shall also meet the sampling, analysis and reporting requirements included in this protocol. This protocol defines more specific requirements while still being consistent with the Part 136 methods. If, due to modifications of Part 136, there are conflicting requirements between the Part 136 method and this protocol, the permittee shall comply with the requirements of the Part 136 method.

#### III. SAMPLE COLLECTION

A discharge sample shall be collected. Aliquots shall be split from the sample, containerized and preserved (as per 40 CFR Part 136) for chemical and physical analyses required. The remaining sample shall be measured for total residual chlorine and dechlorinated (if detected) in the laboratory using sodium thiosulfate for subsequent toxicity testing. (Note that EPA approved test methods require that samples collected for metals analyses be preserved immediately after collection.) Grab samples must be used for pH, temperature, and total residual chlorine (as per 40 CFR Part 122.21).

Standard Methods for the Examination of Water and Wastewater describes dechlorination of samples (APHA, 1992). Dechlorination can be achieved using a ratio of 6.7 mg/L anhydrous sodium thiosulfate to reduce 1.0 mg/L chlorine. If dechlorination is necessary, a thiosulfate control (maximum amount of thiosulfate in lab control or receiving water) must also be run in the WET test.

All samples held overnight shall be refrigerated at 1- 6°C.

#### IV. DILUTION WATER

A grab sample of dilution water used for acute toxicity testing shall be collected from the receiving water at a point immediately upstream of the permitted discharge's zone of influence at a reasonably accessible location. Avoid collection near areas of obvious road or agricultural runoff, storm sewers or other point source discharges and areas where stagnant conditions exist. In the case where an alternate dilution water has been agreed upon an additional receiving water control (0% effluent) must also be tested.

If the receiving water diluent is found to be, or suspected to be toxic or unreliable, an alternate standard dilution water of known quality with a hardness, pH, conductivity, alkalinity, organic carbon, and total suspended solids similar to that of the receiving water may be substituted **AFTER RECEIVING WRITTEN APPROVAL FROM THE PERMIT ISSUING AGENCY(S)**. Written requests for use of an alternate dilution water should be mailed with supporting documentation to the following address:

Director  
Water Division  
U.S. Environmental Protection Agency-New  
England 5 Post Office Sq., Suite 100 (06-5)  
Boston, MA 02109-3912

and

Manager  
Water Technical Unit (SEW)  
U.S. Environmental Protection Agency  
5 Post Office Sq., Suite 100 (OES04-4)  
Boston, MA 02109-3912

Note: USEPA Region 1 retains the right to modify any part of the alternate dilution water policy stated in this protocol at any time. Any changes to this policy will be documented in the annual DMR posting.

*See the most current annual DMR instructions which can be found on the EPA Region 1 website at <http://www.epa.gov/region1/enforcement/water/dmr.html> for further important details on alternate dilution water substitution requests.*

It may prove beneficial to have the proposed dilution water source screened for suitability prior to toxicity testing. EPA strongly urges that screening be done prior to set up of a full definitive toxicity test any time there is question about the dilution water's ability to support acceptable performance as outlined in the 'test acceptability' section of the protocol.

#### V. TEST CONDITIONS

The following tables summarize the accepted daphnid and fathead minnow toxicity test conditions and test acceptability criteria:

**EPA NEW ENGLAND EFFLUENT TOXICITY TEST CONDITIONS FOR THE DAPHNID, CERIODAPHNIA DUBIA 48 HOUR ACUTE TESTS<sup>1</sup>**

1.	Test type	Static, non-renewal
2.	Temperature (°C)	20 ± 1°C or 25 ± 1°C
3.	Light quality	Ambient laboratory illumination
4.	Photoperiod	16 hour light, 8 hour dark
5.	Test chamber size	Minimum 30 ml
6.	Test solution volume	Minimum 15 ml
7.	Age of test organisms	1-24 hours (neonates)
8.	No. of daphnids per test chamber	5
9.	No. of replicate test chambers per treatment	4
10.	Total no. daphnids per test concentration	20
11.	Feeding regime	As per manual, lightly feed YCT and <u>Selenastrum</u> to newly released organisms while holding prior to initiating test
12.	Aeration	None
13.	Dilution water <sup>2</sup>	Receiving water, other surface water, synthetic water adjusted to the hardness and alkalinity of the receiving water (prepared using either Millipore Milli-Q <sup>R</sup> or equivalent deionized water and reagent grade chemicals according to EPA acute toxicity test manual) or deionized water combined with mineral water to appropriate hardness.
14.	Dilution series	≥ 0.5, must bracket the permitted RWC
15.	Number of dilutions	5 plus receiving water and laboratory water control and thiosulfate control, as necessary. An additional dilution at the permitted effluent concentration (% effluent) is required if it is not included in the dilution



series.

- |                            |   |
|----------------------------|---|
| 16. Effect measured        | Mortality-no movement of body or appendages on gentle prodding  |
| 17. Test acceptability     | 90% or greater survival of test organisms in dilution water control solution  |
| 18. Sampling requirements  | For on-site tests, samples must be used within 24 hours of the time that they are removed from the sampling device. For off-site tests, samples must first be used within 36 hours of collection. |
| 19. Sample volume required | Minimum 1 liter   |

---

Footnotes:

1. Adapted from EPA-821-R-02-012.
2. Standard prepared dilution water must have hardness requirements to generally reflect the characteristics of the receiving water.

**EPA NEW ENGLAND TEST CONDITIONS FOR THE FATHEAD MINNOW  
(PIMEPHALES PROMELAS) 48 HOUR ACUTE TEST<sup>1</sup>**

---

1. Test Type	Static, non-renewal
2. Temperature (°C)	20 ± 1 ° C or 25 ± 1°C
3. Light quality	Ambient laboratory illumination
4. Photoperiod	16 hr light, 8 hr dark
5. Size of test vessels	250 mL minimum
6. Volume of test solution	Minimum 200 mL/replicate
7. Age of fish	1-14 days old and age within 24 hrs of each other
8. No. of fish per chamber	10
9. No. of replicate test vessels per treatment	4
10. Total no. organisms per concentration	40
11. Feeding regime	As per manual, lightly feed test age larvae using concentrated brine shrimp nauplii while holding prior to initiating test
12. Aeration	None, unless dissolved oxygen (D.O.) concentration falls below 4.0 mg/L, at which time gentle single bubble aeration should be started at a rate of less than 100 bubbles/min. (Routine D.O. check is recommended.)
13. dilution water <sup>2</sup>	Receiving water, other surface water, synthetic water adjusted to the hardness and alkalinity of the receiving water (prepared using either Millipore Milli-Q <sup>R</sup> or equivalent deionized and reagent grade chemicals according to EPA acute toxicity test manual) or deionized water combined with mineral water to appropriate hardness.
14. Dilution series	≥ 0.5, must bracket the permitted RWC

- |                            |  |
|----------------------------|--|
| 15. Number of dilutions    | 5 plus receiving water and laboratory water control and thiosulfate control, as necessary. An additional dilution at the permitted effluent concentration (% effluent) is required if it is not included in the dilution series. |
| 16. Effect measured        | Mortality-no movement on gentle prodding   |
| 17. Test acceptability     | 90% or greater survival of test organisms in dilution water control solution   |
| 18. Sampling requirements  | For on-site tests, samples must be used within 24 hours of the time that they are removed from the sampling device. For off-site tests, samples are used within 36 hours of collection.  |
| 19. Sample volume required | Minimum 2 liters   |

---

Footnotes:

1. Adapted from EPA-821-R-02-012
2. Standard dilution water must have hardness requirements to generally reflect characteristics of the receiving water.

## VI. CHEMICAL ANALYSIS

At the beginning of a static acute toxicity test, pH, conductivity, total residual chlorine, oxygen, hardness, alkalinity and temperature must be measured in the highest effluent concentration and the dilution water. Dissolved oxygen, pH and temperature are also measured at 24 and 48 hour intervals in all dilutions. The following chemical analyses shall be performed on the 100 percent effluent sample and the upstream water sample for each sampling event.

<u>Parameter</u>	Effluent	Receiving Water	ML (mg/l)
Hardness <sup>1</sup>	x	x	0.5
Total Residual Chlorine (TRC) <sup>2, 3</sup>	x		0.02
Alkalinity	x	x	2.0
pH	x	x	--
Specific Conductance	x	x	--
Total Solids	x		--
Total Dissolved Solids	x		--
Ammonia	x	x	0.1
Total Organic Carbon	x	x	0.5
Total Metals			
Cd	x	x	0.0005
Pb	x	x	0.0005
Cu	x	x	0.003
Zn	x	x	0.005
Ni	x	x	0.005
Al	x	x	0.02
Other as permit requires			

### Notes:

- Hardness may be determined by:
  - APHA Standard Methods for the Examination of Water and Wastewater , 21st Edition
    - Method 2340B (hardness by calculation)
    - Method 2340C (titration)
- Total Residual Chlorine may be performed using any of the following methods provided the required minimum limit (ML) is met.
  - APHA Standard Methods for the Examination of Water and Wastewater , 21st Edition
    - Method 4500-CL E Low Level Amperometric Titration
    - Method 4500-CL G DPD Colorimetric Method
- Required to be performed on the sample used for WET testing prior to its use for toxicity testing.

## **VII. TOXICITY TEST DATA ANALYSIS**

### LC50 Median Lethal Concentration (Determined at 48 Hours)

Methods of Estimation:

- Probit Method
- Spearman-Kärber
- Trimmed Spearman-Kärber
- Graphical

See the flow chart in Figure 6 on p. 73 of EPA-821-R-02-012 for appropriate method to use on a given data set.

### No Observed Acute Effect Level (NOAEL)

See the flow chart in Figure 13 on p. 87 of EPA-821-R-02-012.

## **VIII. TOXICITY TEST REPORTING**

A report of the results will include the following:

- Description of sample collection procedures, site description
- Names of individuals collecting and transporting samples, times and dates of sample collection and analysis on chain-of-custody
- General description of tests: age of test organisms, origin, dates and results of standard toxicant tests; light and temperature regime; other information on test conditions if different than procedures recommended. Reference toxicant test data should be included.
- All chemical/physical data generated. (Include minimum detection levels and minimum quantification levels.)
- Raw data and bench sheets.
- Provide a description of dechlorination procedures (as applicable).
- Any other observations or test conditions affecting test outcome.

NPDES PART II STANDARD CONDITIONS  
(April 26, 2018)<sup>1</sup>

TABLE OF CONTENTS

	Page
A. GENERAL CONDITIONS	
1. <u>Duty to Comply</u>	2
2. <u>Permit Actions</u>	3
3. <u>Duty to Provide Information</u>	4
4. <u>Oil and Hazardous Substance Liability</u>	4
5. <u>Property Rights</u>	4
6. <u>Confidentiality of Information</u>	4
7. <u>Duty to Reapply</u>	4
8. <u>State Authorities</u>	4
9. <u>Other laws</u>	5
B. OPERATION AND MAINTENANCE OF POLLUTION CONTROLS	
1. <u>Proper Operation and Maintenance</u>	5
2. <u>Need to Halt or Reduce Not a Defense</u>	5
3. <u>Duty to Mitigate</u>	5
4. <u>Bypass</u>	5
5. <u>Upset</u>	6
C. MONITORING AND RECORDS	
1. <u>Monitoring and Records</u>	7
2. <u>Inspection and Entry</u>	8
D. REPORTING REQUIREMENTS	
1. <u>Reporting Requirements</u>	8
a. Planned changes	8
b. Anticipated noncompliance	8
c. Transfers	9
d. Monitoring reports	9
e. Twenty-four hour reporting	9
f. Compliance schedules	10
g. Other noncompliance	10
h. Other information	10
i. Identification of the initial recipient for NPDES electronic reporting data	11
2. <u>Signatory Requirement</u>	11
3. <u>Availability of Reports</u>	11
E. DEFINITIONS AND ABBREVIATIONS	
1. <u>General Definitions</u>	11
2. <u>Commonly Used Abbreviations</u>	20

<sup>1</sup>Updated July 17, 2018 to fix typographical errors.

NPDES PART II STANDARD CONDITIONS  
(April 26, 2018)

A. GENERAL REQUIREMENTS

1. Duty to Comply

The Permittee must comply with all conditions of this permit. Any permit noncompliance constitutes a violation of the Clean Water Act (CWA or Act) and is grounds for enforcement action; for permit termination, revocation and reissuance, or modification; or denial of a permit renewal application.

- a. The Permittee shall comply with effluent standards or prohibitions established under Section 307(a) of the Clean Water Act for toxic pollutants and with standards for sewage sludge use or disposal established under Section 405(d) of the CWA within the time provided in the regulations that establish these standards or prohibitions, or standards for sewage sludge use or disposal, even if the permit has not yet been modified to incorporate the requirement.
- b. Penalties for Violations of Permit Conditions: The Director will adjust the civil and administrative penalties listed below in accordance with the Civil Monetary Penalty Inflation Adjustment Rule (83 Fed. Reg. 1190-1194 (January 10, 2018) and the 2015 amendments to the Federal Civil Penalties Inflation Adjustment Act of 1990, 28 U.S.C. § 2461 note. See Pub. L. 114-74, Section 701 (Nov. 2, 2015)). These requirements help ensure that EPA penalties keep pace with inflation. Under the above-cited 2015 amendments to inflationary adjustment law, EPA must review its statutory civil penalties each year and adjust them as necessary.

(1) Criminal Penalties

- (a) *Negligent Violations.* The CWA provides that any person who negligently violates permit conditions implementing Sections 301, 302, 306, 307, 308, 318, or 405 of the Act is subject to criminal penalties of not less than \$2,500 nor more than \$25,000 per day of violation, or imprisonment of not more than 1 year, or both. In the case of a second or subsequent conviction for a negligent violation, a person shall be subject to criminal penalties of not more than \$50,000 per day of violation or by imprisonment of not more than 2 years, or both.
- (b) *Knowing Violations.* The CWA provides that any person who knowingly violates permit conditions implementing Sections 301, 302, 306, 307, 308, 318, or 405 of the Act is subject to a fine of not less than \$5,000 nor more than \$50,000 per day of violation, or by imprisonment for not more than 3 years, or both. In the case of a second or subsequent conviction for a knowing violation, a person shall be subject to criminal penalties of not more than \$100,000 per day of violation, or imprisonment of not more than 6 years, or both.
- (c) *Knowing Endangerment.* The CWA provides that any person who knowingly violates permit conditions implementing Sections 301, 302, 303, 306, 307, 308, 318, or 405 of the Act and who knows at that time that he or she is placing another person in imminent danger of death or serious bodily injury shall upon conviction be subject to a fine of not more than \$250,000 or by imprisonment of not more than 15 years, or both. In the case of a second or subsequent conviction for a knowing

## NPDES PART II STANDARD CONDITIONS

(April 26, 2018)

endangerment violation, a person shall be subject to a fine of not more than \$500,000 or by imprisonment of not more than 30 years, or both. An organization, as defined in Section 309(c)(3)(B)(iii) of the Act, shall, upon conviction of violating the imminent danger provision, be subject to a fine of not more than \$1,000,000 and can be fined up to \$2,000,000 for second or subsequent convictions.

- (d) *False Statement.* The CWA provides that any person who falsifies, tampers with, or knowingly renders inaccurate any monitoring device or method required to be maintained under this permit shall, upon conviction, be punished by a fine of not more than \$10,000, or by imprisonment for not more than 2 years, or both. If a conviction of a person is for a violation committed after a first conviction of such person under this paragraph, punishment is a fine of not more than \$20,000 per day of violation, or by imprisonment of not more than 4 years, or both. The Act further provides that any person who knowingly makes any false statement, representation, or certification in any record or other document submitted or required to be maintained under this permit, including monitoring reports or reports of compliance or non-compliance shall, upon conviction, be punished by a fine of not more than \$10,000 per violation, or by imprisonment for not more than 6 months per violation, or by both.
- (2) *Civil Penalties.* The CWA provides that any person who violates a permit condition implementing Sections 301, 302, 306, 307, 308, 318, or 405 of the Act is subject to a civil penalty not to exceed the maximum amounts authorized by Section 309(d) of the Act, the 2015 amendments to the Federal Civil Penalties Inflation Adjustment Act of 1990, 28 U.S.C. § 2461 note, and 40 C.F.R. Part 19. *See* Pub. L.114-74, Section 701 (Nov. 2, 2015); 83 Fed. Reg. 1190 (January 10, 2018).
- (3) *Administrative Penalties.* The CWA provides that any person who violates a permit condition implementing Sections 301, 302, 306, 307, 308, 318, or 405 of the Act is subject to an administrative penalty as follows:
- (a) *Class I Penalty.* Not to exceed the maximum amounts authorized by Section 309(g)(2)(A) of the Act, the 2015 amendments to the Federal Civil Penalties Inflation Adjustment Act of 1990, 28 U.S.C. § 2461 note, and 40 C.F.R. Part 19. *See* Pub. L.114-74, Section 701 (Nov. 2, 2015); 83 Fed. Reg. 1190 (January 10, 2018).
- (b) *Class II Penalty.* Not to exceed the maximum amounts authorized by Section 309(g)(2)(B) of the Act the 2015 amendments to the Federal Civil Penalties Inflation Adjustment Act of 1990, 28 U.S.C. § 2461 note, and 40 C.F.R. Part 19. *See* Pub. L.114-74, Section 701 (Nov. 2, 2015); 83 Fed. Reg. 1190 (January 10, 2018).

### 2. Permit Actions

This permit may be modified, revoked and reissued, or terminated for cause. The filing of a request by the Permittee for a permit modification, revocation and reissuance, or termination, or a notification of planned changes or anticipated noncompliance does not stay any permit



NPDES PART II STANDARD CONDITIONS  
(April 26, 2018)

condition.

3. Duty to Provide Information

The Permittee shall furnish to the Director, within a reasonable time, any information which the Director may request to determine whether cause exists for modifying, revoking and reissuing, or terminating this permit, or to determine compliance with this permit. The Permittee shall also furnish to the Director, upon request, copies of records required to be kept by this permit.

4. Oil and Hazardous Substance Liability

Nothing in this permit shall be construed to preclude the institution of any legal action or relieve the Permittee from responsibilities, liabilities or penalties to which the Permittee is or may be subject under Section 311 of the CWA, or Section 106 of the Comprehensive Environmental Response, Compensation and Liability Act of 1980 (CERCLA).

5. Property Rights

This permit does not convey any property rights of any sort, or any exclusive privilege.

6. Confidentiality of Information

a. In accordance with 40 C.F.R. Part 2, any information submitted to EPA pursuant to these regulations may be claimed as confidential by the submitter. Any such claim must be asserted at the time of submission in the manner prescribed on the application form or instructions or, in the case of other submissions, by stamping the words "confidential business information" on each page containing such information. If no claim is made at the time of submission, EPA may make the information available to the public without further notice. If a claim is asserted, the information will be treated in accordance with the procedures in 40 C.F.R. Part 2 (Public Information).

b. Claims of confidentiality for the following information will be denied:

- (1) The name and address of any permit applicant or Permittee;
- (2) Permit applications, permits, and effluent data.

c. Information required by NPDES application forms provided by the Director under 40 C.F.R. § 122.21 may not be claimed confidential. This includes information submitted on the forms themselves and any attachments used to supply information required by the forms.

7. Duty to Reapply

If the Permittee wishes to continue an activity regulated by this permit after the expiration date of this permit, the Permittee must apply for and obtain a new permit. The Permittee shall submit a new application at least 180 days before the expiration date of the existing permit, unless permission for a later date has been granted by the Director. (The Director shall not grant permission for applications to be submitted later than the expiration date of the existing permit.)

8. State Authorities

Nothing in Parts 122, 123, or 124 precludes more stringent State regulation of any activity

## NPDES PART II STANDARD CONDITIONS

(April 26, 2018)

covered by the regulations in 40 C.F.R. Parts 122, 123, and 124, whether or not under an approved State program.

### 9. Other Laws

The issuance of a permit does not authorize any injury to persons or property or invasion of other private rights, or any infringement of State or local law or regulations.

## B. OPERATION AND MAINTENANCE OF POLLUTION CONTROLS

### 1. Proper Operation and Maintenance

The Permittee shall at all times properly operate and maintain all facilities and systems of treatment and control (and related appurtenances) which are installed or used by the Permittee to achieve compliance with the conditions of this permit. Proper operation and maintenance also includes adequate laboratory controls and appropriate quality assurance procedures. This provision requires the operation of back-up or auxiliary facilities or similar systems which are installed by a Permittee only when the operation is necessary to achieve compliance with the conditions of the permit.

### 2. Need to Halt or Reduce Not a Defense

It shall not be a defense for a Permittee in an enforcement action that it would have been necessary to halt or reduce the permitted activity in order to maintain compliance with the conditions of this permit.

### 3. Duty to Mitigate

The Permittee shall take all reasonable steps to minimize or prevent any discharge or sludge use or disposal in violation of this permit which has a reasonable likelihood of adversely affecting human health or the environment.

### 4. Bypass

#### a. Definitions

- (1) *Bypass* means the intentional diversion of waste streams from any portion of a treatment facility.
- (2) *Severe property damage* means substantial physical damage to property, damage to the treatment facilities which causes them to become inoperable, or substantial and permanent loss of natural resources which can reasonably be expected to occur in the absence of a bypass. Severe property damage does not mean economic loss caused by delays in production.

- b. *Bypass not exceeding limitations.* The Permittee may allow any bypass to occur which does not cause effluent limitations to be exceeded, but only if it also is for essential maintenance to assure efficient operation. These bypasses are not subject to the provisions of paragraphs (c) and (d) of this Section.

#### c. Notice

## NPDES PART II STANDARD CONDITIONS

(April 26, 2018)

- (1) *Anticipated bypass.* If the Permittee knows in advance of the need for a bypass, it shall submit prior notice, if possible at least ten days before the date of the bypass. As of December 21, 2020 all notices submitted in compliance with this Section must be submitted electronically by the Permittee to the Director or initial recipient, as defined in 40 C.F.R. § 127.2(b), in compliance with this Section and 40 C.F.R. Part 3 (including, in all cases, Subpart D to Part 3), § 122.22, and 40 C.F.R. Part 127. Part 127 is not intended to undo existing requirements for electronic reporting. Prior to this date, and independent of Part 127, Permittees may be required to report electronically if specified by a particular permit or if required to do so by state law.
- (2) *Unanticipated bypass.* The Permittee shall submit notice of an unanticipated bypass as required in paragraph D.1.e. of this part (24-hour notice). As of December 21, 2020 all notices submitted in compliance with this Section must be submitted electronically by the Permittee to the Director or initial recipient, as defined in 40 C.F.R. § 127.2(b), in compliance with this Section and 40 C.F.R. Part 3 (including, in all cases, Subpart D to Part 3), § 122.22, and 40 C.F.R. Part 127. Part 127 is not intended to undo existing requirements for electronic reporting. Prior to this date, and independent of Part 127, Permittees may be required to report electronically if specified by a particular permit or required to do so by law.

### d. *Prohibition of bypass.*

- (1) Bypass is prohibited, and the Director may take enforcement action against a Permittee for bypass, unless:
  - (a) Bypass was unavoidable to prevent loss of life, personal injury, or severe property damage;
  - (b) There were no feasible alternatives to the bypass, such as the use of auxiliary treatment facilities, retention of untreated wastes, or maintenance during normal periods of equipment downtime. This condition is not satisfied if adequate back-up equipment should have been installed in the exercise of reasonable engineering judgment to prevent a bypass which occurred during normal periods of equipment downtime or preventative maintenance; and
  - (c) The Permittee submitted notices as required under paragraph 4.c of this Section.
- (2) The Director may approve an anticipated bypass, after considering its adverse effects, if the Director determines that it will meet the three conditions listed above in paragraph 4.d of this Section.

### 5. Upset

- a. *Definition.* *Upset* means an exceptional incident in which there is an unintentional and temporary noncompliance with technology based permit effluent limitations because of factors beyond the reasonable control of the Permittee. An upset does not include noncompliance to the extent caused by operational error, improperly designed treatment facilities, inadequate treatment facilities, lack of preventive maintenance, or careless or

NPDES PART II STANDARD CONDITIONS  
(April 26, 2018)

- improper operation.
- b. *Effect of an upset.* An upset constitutes an affirmative defense to an action brought for noncompliance with such technology based permit effluent limitations if the requirements of paragraph B.5.c. of this Section are met. No determination made during administrative review of claims that noncompliance was caused by upset, and before an action for noncompliance, is final administrative action subject to judicial review.
  - c. *Conditions necessary for a demonstration of upset.* A Permittee who wishes to establish the affirmative defense of upset shall demonstrate, through properly signed, contemporaneous operating logs, or other relevant evidence that:
    - (1) An upset occurred and that the Permittee can identify the cause(s) of the upset;
    - (2) The permitted facility was at the time being properly operated; and
    - (3) The Permittee submitted notice of the upset as required in paragraph D.1.e.2.b. (24-hour notice).
    - (4) The Permittee complied with any remedial measures required under B.3. above.
  - d. *Burden of proof.* In any enforcement proceeding the Permittee seeking to establish the occurrence of an upset has the burden of proof.

C. MONITORING REQUIREMENTS

1. Monitoring and Records

- a. Samples and measurements taken for the purpose of monitoring shall be representative of the monitored activity.
- b. Except for records of monitoring information required by this permit related to the Permittee's sewage sludge use and disposal activities, which shall be retained for a period of at least 5 years (or longer as required by 40 C.F.R. § 503), the Permittee shall retain records of all monitoring information, including all calibration and maintenance records and all original strip chart recordings for continuous monitoring instrumentation, copies of all reports required by this permit, and records of all data used to complete the application for this permit, for a period of at least 3 years from the date of the sample, measurement, report or application. This period may be extended by request of the Director at any time.
- c. Records of monitoring information shall include:
  - (1) The date, exact place, and time of sampling or measurements;
  - (2) The individual(s) who performed the sampling or measurements;
  - (3) The date(s) analyses were performed;
  - (4) The individual(s) who performed the analyses;
  - (5) The analytical techniques or methods used; and
  - (6) The results of such analyses.
- d. Monitoring must be conducted according to test procedures approved under 40 C.F.R. § 136 unless another method is required under 40 C.F.R. Subchapters N or O.
- e. The Clean Water Act provides that any person who falsifies, tampers with, or

NPDES PART II STANDARD CONDITIONS  
(April 26, 2018)

knowingly renders inaccurate any monitoring device or method required to be maintained under this permit shall, upon conviction, be punished by a fine of not more than \$10,000, or by imprisonment for not more than 2 years, or both. If a conviction of a person is for a violation committed after a first conviction of such person under this paragraph, punishment is a fine of not more than \$20,000 per day of violation, or by imprisonment of not more than 4 years, or both.

2. Inspection and Entry

The Permittee shall allow the Director, or an authorized representative (including an authorized contractor acting as a representative of the Administrator), upon presentation of credentials and other documents as may be required by law, to:

- a. Enter upon the Permittee's premises where a regulated facility or activity is located or conducted, or where records must be kept under the conditions of this permit;
- b. Have access to and copy, at reasonable times, any records that must be kept under the conditions of this permit;
- c. Inspect at reasonable times any facilities, equipment (including monitoring and control equipment), practices, or operations regulated or required under this permit; and
- d. Sample or monitor at reasonable times, for the purposes of assuring permit compliance or as otherwise authorized by the Clean Water Act, any substances or parameters at any location.

D. REPORTING REQUIREMENTS

1. Reporting Requirements

- a. *Planned Changes*. The Permittee shall give notice to the Director as soon as possible of any planned physical alterations or additions to the permitted facility. Notice is required only when:
  - (1) The alteration or addition to a permitted facility may meet one of the criteria for determining whether a facility is a new source in 40 C.F.R. § 122.29(b); or
  - (2) The alteration or addition could significantly change the nature or increase the quantity of pollutants discharged. This notification applies to pollutants which are subject neither to effluent limitations in the permit, nor to notification requirements at 40 C.F.R. § 122.42(a)(1).
  - (3) The alteration or addition results in a significant change in the Permittee's sludge use or disposal practices, and such alteration, addition, or change may justify the application of permit conditions that are different from or absent in the existing permit, including notification of additional use or disposal sites not reported during the permit application process or not reported pursuant to an approved land application plan.
- b. *Anticipated noncompliance*. The Permittee shall give advance notice to the Director of any planned changes in the permitted facility or activity which may result in noncompliance with permit requirements.

## NPDES PART II STANDARD CONDITIONS

(April 26, 2018)

- c. *Transfers.* This permit is not transferable to any person except after notice to the Director. The Director may require modification or revocation and reissuance of the permit to change the name of the Permittee and incorporate such other requirements as may be necessary under the Clean Water Act. *See* 40 C.F.R. § 122.61; in some cases, modification or revocation and reissuance is mandatory.
- d. *Monitoring reports.* Monitoring results shall be reported at the intervals specified elsewhere in this permit.
  - (1) Monitoring results must be reported on a Discharge Monitoring Report (DMR) or forms provided or specified by the Director for reporting results of monitoring of sludge use or disposal practices. As of December 21, 2016 all reports and forms submitted in compliance with this Section must be submitted electronically by the Permittee to the Director or initial recipient, as defined in 40 C.F.R. § 127.2(b), in compliance with this Section and 40 C.F.R. Part 3 (including, in all cases, Subpart D to Part 3), § 122.22, and 40 C.F.R. Part 127. Part 127 is not intended to undo existing requirements for electronic reporting. Prior to this date, and independent of Part 127, Permittees may be required to report electronically if specified by a particular permit or if required to do so by State law.
  - (2) If the Permittee monitors any pollutant more frequently than required by the permit using test procedures approved under 40 C.F.R. § 136, or another method required for an industry-specific waste stream under 40 C.F.R. Subchapters N or O, the results of such monitoring shall be included in the calculation and reporting of the data submitted in the DMR or sludge reporting form specified by the Director.
  - (3) Calculations for all limitations which require averaging or measurements shall utilize an arithmetic mean unless otherwise specified by the Director in the permit.
- e. *Twenty-four hour reporting.*
  - (1) The Permittee shall report any noncompliance which may endanger health or the environment. Any information shall be provided orally within 24 hours from the time the Permittee becomes aware of the circumstances. A written report shall also be provided within 5 days of the time the Permittee becomes aware of the circumstances. The written report shall contain a description of the noncompliance and its cause; the period of noncompliance, including exact dates and times, and if the noncompliance has not been corrected, the anticipated time it is expected to continue; and steps taken or planned to reduce, eliminate, and prevent reoccurrence of the noncompliance. For noncompliance events related to combined sewer overflows, sanitary sewer overflows, or bypass events, these reports must include the data described above (with the exception of time of discovery) as well as the type of event (combined sewer overflows, sanitary sewer overflows, or bypass events), type of sewer overflow structure (e.g., manhole, combined sewer overflow outfall), discharge volumes untreated by the treatment works treating domestic sewage, types of human health and environmental impacts of the sewer overflow event, and whether the noncompliance was related to wet weather. As of December 21, 2020 all

## NPDES PART II STANDARD CONDITIONS

(April 26, 2018)

reports related to combined sewer overflows, sanitary sewer overflows, or bypass events submitted in compliance with this section must be submitted electronically by the Permittee to the Director or initial recipient, as defined in 40 C.F.R. § 127.2(b), in compliance with this Section and 40 C.F.R. Part 3 (including, in all cases Subpart D to Part 3), § 122.22, and 40 C.F.R. Part 127. Part 127 is not intended to undo existing requirements for electronic reporting. Prior to this date, and independent of Part 127, Permittees may be required to electronically submit reports related to combined sewer overflows, sanitary sewer overflows, or bypass events under this section by a particular permit or if required to do so by state law. The Director may also require Permittees to electronically submit reports not related to combined sewer overflows, sanitary sewer overflows, or bypass events under this section.

- (2) The following shall be included as information which must be reported within 24 hours under this paragraph.
    - (a) Any unanticipated bypass which exceeds any effluent limitation in the permit. *See* 40 C.F.R. § 122.41(g).
    - (b) Any upset which exceeds any effluent limitation in the permit.
    - (c) Violation of a maximum daily discharge limitation for any of the pollutants listed by the Director in the permit to be reported within 24 hours. *See* 40 C.F.R. § 122.44(g).
  - (3) The Director may waive the written report on a case-by-case basis for reports under paragraph D.1.e. of this Section if the oral report has been received within 24 hours.
- f. *Compliance Schedules.* Reports of compliance or noncompliance with, or any progress reports on, interim and final requirements contained in any compliance schedule of this permit shall be submitted no later than 14 days following each schedule date.
- g. *Other noncompliance.* The Permittee shall report all instances of noncompliance not reported under paragraphs D.1.d., D.1.e., and D.1.f. of this Section, at the time monitoring reports are submitted. The reports shall contain the information listed in paragraph D.1.e. of this Section. For noncompliance events related to combined sewer overflows, sanitary sewer overflows, or bypass events, these reports shall contain the information described in paragraph D.1.e. and the applicable required data in Appendix A to 40 C.F.R. Part 127. As of December 21, 2020 all reports related to combined sewer overflows, sanitary sewer overflows, or bypass events submitted in compliance with this section must be submitted electronically by the Permittee to the Director or initial recipient, as defined in 40 C.F.R. § 127.2(b), in compliance with this Section and 40 C.F.R. Part 3 (including, in all cases, Subpart D to Part 3), §122.22, and 40 C.F.R. Part 127. Part 127 is not intended to undo existing requirements for electronic reporting. Prior to this date, and independent of Part 127, Permittees may be required to electronically submit reports related to combined sewer overflows, sanitary sewer overflows, or bypass events under this section by a particular permit or if required to do so by state law. The Director may also require Permittees to electronically submit reports not related to combined sewer overflows, sanitary sewer overflows, or bypass events under this Section.
- h. *Other information.* Where the Permittee becomes aware that it failed to submit any

## NPDES PART II STANDARD CONDITIONS

(April 26, 2018)

relevant facts in a permit application, or submitted incorrect information in a permit application or in any report to the Director, it shall promptly submit such facts or information.

- i. *Identification of the initial recipient for NPDES electronic reporting data.* The owner, operator, or the duly authorized representative of an NPDES-regulated entity is required to electronically submit the required NPDES information (as specified in Appendix A to 40 C.F.R. Part 127) to the appropriate initial recipient, as determined by EPA, and as defined in 40 C.F.R. § 127.2(b). EPA will identify and publish the list of initial recipients on its Web site and in the FEDERAL REGISTER, by state and by NPDES data group (see 40 C.F.R. § 127.2(c) of this Chapter). EPA will update and maintain this listing.

### 2. Signatory Requirement

- a. All applications, reports, or information submitted to the Director shall be signed and certified. *See* 40 C.F.R. §122.22.
- b. The CWA provides that any person who knowingly makes any false statement, representation, or certification in any record or other document submitted or required to be maintained under this permit, including monitoring reports or reports of compliance or non-compliance shall, upon conviction, be punished by a fine of not more than \$10,000 per violation, or by imprisonment for not more than 6 months per violation, or by both.

### 3. Availability of Reports.

Except for data determined to be confidential under paragraph A.6. above, all reports prepared in accordance with the terms of this permit shall be available for public inspection at the offices of the State water pollution control agency and the Director. As required by the CWA, effluent data shall not be considered confidential. Knowingly making any false statements on any such report may result in the imposition of criminal penalties as provided for in Section 309 of the CWA.

## E. DEFINITIONS AND ABBREVIATIONS

### 1. General Definitions

For more definitions related to sludge use and disposal requirements, see EPA Region 1's NPDES Permit Sludge Compliance Guidance document (4 November 1999, modified to add regulatory definitions, April 2018).

*Administrator* means the Administrator of the United States Environmental Protection Agency, or an authorized representative.

*Applicable standards and limitations* means all, State, interstate, and federal standards and limitations to which a "discharge," a "sewage sludge use or disposal practice," or a related activity is subject under the CWA, including "effluent limitations," water quality standards, standards of performance, toxic effluent standards or prohibitions, "best management practices," pretreatment standards, and "standards for sewage sludge use or disposal" under Sections 301, 302, 303, 304, 306, 307, 308, 403 and 405 of the CWA.

*Application* means the EPA standard national forms for applying for a permit, including any additions, revisions, or modifications to the forms; or forms approved by EPA for use in



NPDES PART II STANDARD CONDITIONS  
(April 26, 2018)

“approved States,” including any approved modifications or revisions.

*Approved program* or *approved State* means a State or interstate program which has been approved or authorized by EPA under Part 123.

*Average monthly discharge limitation* means the highest allowable average of “daily discharges” over a calendar month, calculated as the sum of all “daily discharges” measured during a calendar month divided by the number of “daily discharges” measured during that month.

*Average weekly discharge limitation* means the highest allowable average of “daily discharges” over a calendar week, calculated as the sum of all “daily discharges” measured during a calendar week divided by the number of “daily discharges” measured during that week.

*Best Management Practices (“BMPs”)* means schedules of activities, prohibitions of practices, maintenance procedures, and other management practices to prevent or reduce the pollution of “waters of the United States.” BMPs also include treatment requirements, operating procedures, and practices to control plant site runoff, spillage or leaks, sludge or waste disposal, or drainage from raw material storage.

*Bypass* see B.4.a.1 above.

*C-NOEC* or “*Chronic (Long-term Exposure Test) – No Observed Effect Concentration*” means the highest tested concentration of an effluent or a toxicant at which no adverse effects are observed on the aquatic test organisms at a specified time of observation.

*Class I sludge management facility* is any publicly owned treatment works (POTW), as defined in 40 C.F.R. § 501.2, required to have an approved pretreatment program under 40 C.F.R. § 403.8 (a) (including any POTW located in a State that has elected to assume local program responsibilities pursuant to 40 C.F.R. § 403.10 (e)) and any treatment works treating domestic sewage, as defined in 40 C.F.R. § 122.2, classified as a Class I sludge management facility by the EPA Regional Administrator, or, in the case of approved State programs, the Regional Administrator in conjunction with the State Director, because of the potential for its sewage sludge use or disposal practice to affect public health and the environment adversely.

*Contiguous zone* means the entire zone established by the United States under Article 24 of the Convention on the Territorial Sea and the Contiguous Zone.

*Continuous discharge* means a “discharge” which occurs without interruption throughout the operating hours of the facility, except for infrequent shutdowns for maintenance, process changes, or similar activities.

*CWA* means the Clean Water Act (formerly referred to as the Federal Water Pollution Control Act or Federal Water Pollution Control Act Amendments of 1972) Public Law 92-500, as amended by Public Law 95-217, Public Law 95-576, Public Law 96-483 and Public Law 97-117, 33 U.S.C. 1251 *et seq.*

*CWA and regulations* means the Clean Water Act (CWA) and applicable regulations promulgated thereunder. In the case of an approved State program, it includes State program requirements.

*Daily Discharge* means the “discharge of a pollutant” measured during a calendar day or any

NPDES PART II STANDARD CONDITIONS  
(April 26, 2018)

other 24-hour period that reasonably represents the calendar day for purposes of sampling. For pollutants with limitations expressed in units of mass, the “daily discharge” is calculated as the total mass of the pollutant discharged over the day. For pollutants with limitations expressed in other units of measurements, the “daily discharge” is calculated as the average measurement of the pollutant over the day.

*Direct Discharge* means the “discharge of a pollutant.”

*Director* means the Regional Administrator or an authorized representative. In the case of a permit also issued under Massachusetts’ authority, it also refers to the Director of the Division of Watershed Management, Department of Environmental Protection, Commonwealth of Massachusetts.

*Discharge*

- (a) When used without qualification, *discharge* means the “discharge of a pollutant.”
- (b) As used in the definitions for “interference” and “pass through,” *discharge* means the introduction of pollutants into a POTW from any non-domestic source regulated under Section 307(b), (c) or (d) of the Act.

*Discharge Monitoring Report (“DMR”)* means the EPA uniform national form, including any subsequent additions, revisions, or modifications for the reporting of self-monitoring results by Permittees. DMRs must be used by “approved States” as well as by EPA. EPA will supply DMRs to any approved State upon request. The EPA national forms may be modified to substitute the State Agency name, address, logo, and other similar information, as appropriate, in place of EPA’s.

*Discharge of a pollutant* means:

- (a) Any addition of any “pollutant” or combination of pollutants to “waters of the United States” from any “point source,” or
- (b) Any addition of any pollutant or combination of pollutants to the waters of the “contiguous zone” or the ocean from any point source other than a vessel or other floating craft which is being used as a means of transportation.

This definition includes additions of pollutants into waters of the United States from: surface runoff which is collected or channeled by man; discharges through pipes, sewers, or other conveyances owned by a State, municipality, or other person which do not lead to a treatment works; and discharges through pipes, sewers, or other conveyances, leading into privately owned treatment works. This term does not include an addition of pollutants by any “indirect discharger.”

*Effluent limitation* means any restriction imposed by the Director on quantities, discharge rates, and concentrations of “pollutants” which are “discharged” from “point sources” into “waters of the United States,” the waters of the “contiguous zone,” or the ocean.

*Effluent limitation guidelines* means a regulation published by the Administrator under section 304(b) of CWA to adopt or revise “effluent limitations.”

*Environmental Protection Agency (“EPA”)* means the United States Environmental Protection

NPDES PART II STANDARD CONDITIONS  
(April 26, 2018)

Agency.

*Grab Sample* means an individual sample collected in a period of less than 15 minutes.

*Hazardous substance* means any substance designated under 40 C.F.R. Part 116 pursuant to Section 311 of CWA.

*Incineration* is the combustion of organic matter and inorganic matter in sewage sludge by high temperatures in an enclosed device.

*Indirect discharger* means a nondomestic discharger introducing “pollutants” to a “publicly owned treatment works.”

*Interference* means a discharge (see definition above) which, alone or in conjunction with a discharge or discharges from other sources, both:

- (a) Inhibits or disrupts the POTW, its treatment processes or operations, or its sludge processes, use or disposal; and
- (b) Therefore is a cause of a violation of any requirement of the POTW’s NPDES permit (including an increase in the magnitude or duration of a violation) or of the prevention of sewage sludge use or disposal in compliance with the following statutory provisions and regulations or permits issued thereunder (or more stringent State or local regulations): Section 405 of the Clean Water Act, the Solid Waste Disposal Act (SWDA) (including title II, more commonly referred to as the Resources Conservation and Recovery Act (RCRA), and including State regulations contained in any State sludge management plan prepared pursuant to Subtitle D of the SDWA), the Clean Air Act, the Toxic Substances Control Act, and the Marine Protection, Research and Sanctuaries Act.

*Landfill* means an area of land or an excavation in which wastes are placed for permanent disposal, and that is not a land application unit, surface impoundment, injection well, or waste pile.

*Land application* is the spraying or spreading of sewage sludge onto the land surface; the injection of sewage sludge below the land surface; or the incorporation of sewage sludge into the soil so that the sewage sludge can either condition the soil or fertilize crops or vegetation grown in the soil.

*Land application unit* means an area where wastes are applied onto or incorporated into the soil surface (excluding manure spreading operations) for agricultural purposes or for treatment and disposal.

*LC<sub>50</sub>* means the concentration of a sample that causes mortality of 50% of the test population at a specific time of observation. The LC<sub>50</sub> = 100% is defined as a sample of undiluted effluent.

*Maximum daily discharge limitation* means the highest allowable “daily discharge.”

*Municipal solid waste landfill (MSWLF) unit* means a discrete area of land or an excavation that receives household waste, and that is not a land application unit, surface impoundment, injection well, or waste pile, as those terms are defined under 40 C.F.R. § 257.2. A MSWLF unit also may receive other types of RCRA Subtitle D wastes, such as commercial solid waste, nonhazardous sludge, very small quantity generator waste and industrial solid waste. Such a landfill may be

## NPDES PART II STANDARD CONDITIONS

(April 26, 2018)

publicly or privately owned. A MSWLF unit may be a new MSWLF unit, an existing MSWLF unit or a lateral expansion. A construction and demolition landfill that receives residential lead-based paint waste and does not receive any other household waste is not a MSWLF unit.

### *Municipality*

- (a) When used without qualification *municipality* means a city, town, borough, county, parish, district, association, or other public body created by or under State law and having jurisdiction over disposal of sewage, industrial wastes, or other wastes, or an Indian tribe or an authorized Indian tribal organization, or a designated and approved management agency under Section 208 of CWA.
- (b) As related to sludge use and disposal, *municipality* means a city, town, borough, county, parish, district, association, or other public body (including an intermunicipal Agency of two or more of the foregoing entities) created by or under State law; an Indian tribe or an authorized Indian tribal organization having jurisdiction over sewage sludge management; or a designated and approved management Agency under Section 208 of the CWA, as amended. The definition includes a special district created under State law, such as a water district, sewer district, sanitary district, utility district, drainage district, or similar entity, or an integrated waste management facility as defined in Section 201 (e) of the CWA, as amended, that has as one of its principal responsibilities the treatment, transport, use or disposal of sewage sludge.

*National Pollutant Discharge Elimination System* means the national program for issuing, modifying, revoking and reissuing, terminating, monitoring and enforcing permits, and imposing and enforcing pretreatment requirements, under Sections 307, 402, 318, and 405 of the CWA. The term includes an “approved program.”

*New Discharger* means any building, structure, facility, or installation:

- (a) From which there is or may be a “discharge of pollutants;”
- (b) That did not commence the “discharge of pollutants” at a particular “site” prior to August 13, 1979;
- (c) Which is not a “new source;” and
- (d) Which has never received a finally effective NPDES permit for discharges at that “site.”

This definition includes an “indirect discharger” which commences discharging into “waters of the United States” after August 13, 1979. It also includes any existing mobile point source (other than an offshore or coastal oil and gas exploratory drilling rig or a coastal oil and gas exploratory drilling rig or a coastal oil and gas exploratory drilling rig or a coastal oil and gas developmental drilling rig) such as a seafood processing rig, seafood processing vessel, or aggregate plant, that begins discharging at a “site” for which it does not have a permit; and any offshore or coastal mobile oil and gas exploratory drilling rig or coastal mobile oil and gas developmental drilling rig that commences the discharge of pollutants after August 13, 1979, at a “site” under EPA’s permitting jurisdiction for which it is not covered by an individual or general permit and which is located in an area determined by the Director in the issuance of a final permit to be in an area of biological concern. In determining whether an area is an area of biological concern, the Director shall consider the factors specified in 40 C.F.R. §§ 125.122 (a) (1) through (10).

## NPDES PART II STANDARD CONDITIONS

(April 26, 2018)

An offshore or coastal mobile exploratory drilling rig or coastal mobile developmental drilling rig will be considered a “new discharger” only for the duration of its discharge in an area of biological concern.

*New source* means any building, structure, facility, or installation from which there is or may be a “discharge of pollutants,” the construction of which commenced:

- (a) After promulgation of standards of performance under Section 306 of CWA which are applicable to such source, or
- (b) After proposal of standards of performance in accordance with Section 306 of CWA which are applicable to such source, but only if the standards are promulgated in accordance with Section 306 within 120 days of their proposal.

*NPDES* means “National Pollutant Discharge Elimination System.”

*Owner or operator* means the owner or operator of any “facility or activity” subject to regulation under the NPDES programs.

*Pass through* means a Discharge (see definition above) which exits the POTW into waters of the United States in quantities or concentrations which, alone or in conjunction with a discharge or discharges from other sources, is a cause of a violation of any requirement of the POTW’s NPDES permit (including an increase in the magnitude or duration of a violation).

*Pathogenic organisms* are disease-causing organisms. These include, but are not limited to, certain bacteria, protozoa, viruses, and viable helminth ova.

*Permit* means an authorization, license, or equivalent control document issued by EPA or an “approved State” to implement the requirements of Parts 122, 123, and 124. “Permit” includes an NPDES “general permit” (40 C.F.R § 122.28). “Permit” does not include any permit which has not yet been the subject of final agency action, such as a “draft permit” or “proposed permit.”

*Person* means an individual, association, partnership, corporation, municipality, State or Federal agency, or an agent or employee thereof.

*Person who prepares sewage sludge* is either the person who generates sewage sludge during the treatment of domestic sewage in a treatment works or the person who derives a material from sewage sludge.

*pH* means the logarithm of the reciprocal of the hydrogen ion concentration measured at 25° Centigrade or measured at another temperature and then converted to an equivalent value at 25° Centigrade.

*Point Source* means any discernible, confined, and discrete conveyance, including but not limited to, any pipe, ditch, channel, tunnel, conduit, well, discrete fissure, container, rolling stock, concentrated animal feeding operation, landfill leachate collection system, vessel or other floating craft from which pollutants are or may be discharged. This term does not include return flows from irrigated agriculture or agricultural storm water runoff (see 40 C.F.R. § 122.3).

*Pollutant* means dredged spoil, solid waste, incinerator residue, filter backwash, sewage, garbage, sewage sludge, munitions, chemical wastes, biological materials, radioactive materials

## NPDES PART II STANDARD CONDITIONS

(April 26, 2018)

(except those regulated under the Atomic Energy Act of 1954, as amended (42 U.S.C. 2011 *et seq.*)), heat, wrecked or discarded equipment, rock, sand, cellar dirt and industrial, municipal, and agricultural waste discharged into water. It does not mean:

- (a) Sewage from vessels; or
- (b) Water, gas, or other material which is injected into a well to facilitate production of oil or gas, or water derived in association with oil and gas production and disposed of in a well, if the well is used either to facilitate production or for disposal purposes is approved by the authority of the State in which the well is located, and if the State determines that the injection or disposal will not result in the degradation of ground or surface water resources.

*Primary industry category* means any industry category listed in the NRDC settlement agreement (*Natural Resources Defense Council et al. v. Train*, 8 E.R.C. 2120 (D.D.C. 1976), *modified* 12 E.R.C. 1833 (D.D.C. 1979)); also listed in Appendix A of 40 C.F.R. Part 122.

*Privately owned treatment works* means any device or system which is (a) used to treat wastes from any facility whose operator is not the operator of the treatment works and (b) not a “POTW.”

*Process wastewater* means any water which, during manufacturing or processing, comes into direct contact with or results from the production or use of any raw material, intermediate product, finished product, byproduct, or waste product.

*Publicly owned treatment works (POTW)* means a treatment works as defined by Section 212 of the Act, which is owned by a State or municipality (as defined by Section 504(4) of the Act). This definition includes any devices and systems used in the storage, treatment, recycling and reclamation of municipal sewage or industrial wastes of a liquid nature. It also includes sewers, pipes and other conveyances only if they convey wastewater to a POTW Treatment Plant. The term also means the municipality as defined in Section 502(4) of the Act, which has jurisdiction over the indirect discharges to and the discharges from such a treatment works.

*Regional Administrator* means the Regional Administrator, EPA, Region I, Boston, Massachusetts.

*Secondary industry category* means any industry which is not a “primary industry category.”

*Septage* means the liquid and solid material pumped from a septic tank, cesspool, or similar domestic sewage treatment system, or a holding tank when the system is cleaned or maintained.

*Sewage Sludge* means any solid, semi-solid, or liquid residue removed during the treatment of municipal waste water or domestic sewage. Sewage sludge includes, but is not limited to, solids removed during primary, secondary, or advanced waste water treatment, scum, septage, portable toilet pumpings, type III marine sanitation device pumpings (33 C.F.R. Part 159), and sewage sludge products. Sewage sludge does not include grit or screenings, or ash generated during the incineration of sewage sludge.

*Sewage sludge incinerator* is an enclosed device in which only sewage sludge and auxiliary fuel are fired.

*Sewage sludge unit* is land on which only sewage sludge is placed for final disposal. This does

NPDES PART II STANDARD CONDITIONS  
(April 26, 2018)

not include land on which sewage sludge is either stored or treated. Land does not include waters of the United States, as defined in 40 C.F.R. § 122.2.

*Sewage sludge use or disposal practice* means the collection, storage, treatment, transportation, processing, monitoring, use, or disposal of sewage sludge.

*Significant materials* includes, but is not limited to: raw materials; fuels; materials such as solvents, detergents, and plastic pellets; finished materials such as metallic products; raw materials used in food processing or production; hazardous substance designated under Section 101(14) of CERCLA; any chemical the facility is required to report pursuant to Section 313 of title III of SARA; fertilizers; pesticides; and waste products such as ashes, slag and sludge that have the potential to be released with storm water discharges.

*Significant spills* includes, but is not limited to, releases of oil or hazardous substances in excess of reportable quantities under Section 311 of the CWA (see 40 C.F.R. §§ 110.10 and 117.21) or Section 102 of CERCLA (see 40 C.F.R. § 302.4).

*Sludge-only facility* means any “treatment works treating domestic sewage” whose methods of sewage sludge use or disposal are subject to regulations promulgated pursuant to section 405(d) of the CWA, and is required to obtain a permit under 40 C.F.R. § 122.1(b)(2).

*State* means any of the 50 States, the District of Columbia, Guam, the Commonwealth of Puerto Rico, the Virgin Islands, American Samoa, the Commonwealth of the Northern Mariana Islands, the Trust Territory of the Pacific Islands, or an Indian Tribe as defined in the regulations which meets the requirements of 40 C.F.R. § 123.31.

*Store or storage of sewage sludge* is the placement of sewage sludge on land on which the sewage sludge remains for two years or less. This does not include the placement of sewage sludge on land for treatment.

*Storm water* means storm water runoff, snow melt runoff, and surface runoff and drainage.

*Storm water discharge associated with industrial activity* means the discharge from any conveyance that is used for collecting and conveying storm water and that is directly related to manufacturing, processing, or raw materials storage areas at an industrial plant.

*Surface disposal site* is an area of land that contains one or more active sewage sludge units.

*Toxic pollutant* means any pollutant listed as toxic under Section 307(a)(1) or, in the case of “sludge use or disposal practices,” any pollutant identified in regulations implementing Section 405(d) of the CWA.

*Treatment works treating domestic sewage* means a POTW or any other sewage sludge or waste water treatment devices or systems, regardless of ownership (including federal facilities), used in the storage, treatment, recycling, and reclamation of municipal or domestic sewage, including land dedicated for the disposal of sewage sludge. This definition does not include septic tanks or similar devices.

For purposes of this definition, “domestic sewage” includes waste and waste water from humans or household operations that are discharged to or otherwise enter a treatment works. In States where there is no approved State sludge management program under Section 405(f) of the CWA, the Director may designate any person subject to the standards for sewage sludge use and

## NPDES PART II STANDARD CONDITIONS

(April 26, 2018)

disposal in 40 C.F.R. Part 503 as a “treatment works treating domestic sewage,” where he or she finds that there is a potential for adverse effects on public health and the environment from poor sludge quality or poor sludge handling, use or disposal practices, or where he or she finds that such designation is necessary to ensure that such person is in compliance with 40 C.F.R. Part 503.

*Upset* see B.5.a. above.

*Vector attraction* is the characteristic of sewage sludge that attracts rodents, flies, mosquitoes, or other organisms capable of transporting infectious agents.

*Waste pile or pile* means any non-containerized accumulation of solid, non-flowing waste that is used for treatment or storage.

*Waters of the United States or waters of the U.S.* means:

- (a) All waters which are currently used, were used in the past, or may be susceptible to use in interstate or foreign commerce, including all waters which are subject to the ebb and flow of the tide;
- (b) All interstate waters, including interstate “wetlands;”
- (c) All other waters such as intrastate lakes, rivers, streams (including intermittent streams), mudflats, sandflats, “wetlands”, sloughs, prairie potholes, wet meadows, playa lakes, or natural ponds the use, degradation, or destruction of which would affect or could affect interstate or foreign commerce including any such waters:
  - (1) Which are or could be used by interstate or foreign travelers for recreational or other purpose;
  - (2) From which fish or shellfish are or could be taken and sold in interstate or foreign commerce; or
  - (3) Which are used or could be used for industrial purposes by industries in interstate commerce;
- (d) All impoundments of waters otherwise defined as waters of the United States under this definition;
- (e) Tributaries of waters identified in paragraphs (a) through (d) of this definition;
- (f) The territorial sea; and
- (g) “Wetlands” adjacent to waters (other than waters that are themselves wetlands) identified in paragraphs (a) through (f) of this definition.

Waste treatment systems, including treatment ponds or lagoons designed to meet the requirements of CWA (other than cooling ponds as defined in 40 C.F.R. § 423.11(m) which also meet the criteria of this definition) are not waters of the United States. This exclusion applies only to manmade bodies of water which neither were originally created in waters of the United States (such as disposal area in wetlands) nor resulted from the impoundment of waters of the United States. Waters of the United States do not include prior converted cropland.



NPDES PART II STANDARD CONDITIONS  
(April 26, 2018)

Notwithstanding the determination of an area's status as prior converted cropland by any other federal agency, for the purposes of the Clean Water Act, the final authority regarding Clean Water Act jurisdiction remains with EPA.

*Wetlands* means those areas that are inundated or saturated by surface or groundwater at a frequency and duration sufficient to support, and that under normal circumstances do support, a prevalence of vegetation typically adapted for life in saturated soil conditions. Wetlands generally include swamps, marshes, bogs, and similar areas.

*Whole Effluent Toxicity (WET)* means the aggregate toxic effect of an effluent measured directly by a toxicity test.

*Zone of Initial Dilution (ZID)* means the region of initial mixing surrounding or adjacent to the end of the outfall pipe or diffuser ports, provided that the ZID may not be larger than allowed by mixing zone restrictions in applicable water quality standards.

2. Commonly Used Abbreviations

BOD	Five-day biochemical oxygen demand unless otherwise specified
CBOD	Carbonaceous BOD
CFS	Cubic feet per second
COD	Chemical oxygen demand
Chlorine	
Cl <sub>2</sub>	Total residual chlorine
TRC	Total residual chlorine which is a combination of free available chlorine (FAC, see below) and combined chlorine (chloramines, etc.)
TRO	Total residual chlorine in marine waters where halogen compounds are present
FAC	Free available chlorine (aqueous molecular chlorine, hypochlorous acid, and hypochlorite ion)
Coliform	
Coliform, Fecal	Total fecal coliform bacteria
Coliform, Total	Total coliform bacteria
Cont.	Continuous recording of the parameter being monitored, i.e. flow, temperature, pH, etc.
Cu. M/day or M <sup>3</sup> /day	Cubic meters per day
DO	Dissolved oxygen

NPDES PART II STANDARD CONDITIONS  
(April 26, 2018)

kg/day	Kilograms per day
lbs/day	Pounds per day
mg/L	Milligram(s) per liter
mL/L	Milliliters per liter
MGD	Million gallons per day
Nitrogen	
Total N	Total nitrogen
NH <sub>3</sub> -N	Ammonia nitrogen as nitrogen
NO <sub>3</sub> -N	Nitrate as nitrogen
NO <sub>2</sub> -N	Nitrite as nitrogen
NO <sub>3</sub> -NO <sub>2</sub>	Combined nitrate and nitrite nitrogen as nitrogen
TKN	Total Kjeldahl nitrogen as nitrogen
Oil & Grease	Freon extractable material
PCB	Polychlorinated biphenyl
Surfactant	Surface-active agent
Temp. °C	Temperature in degrees Centigrade
Temp. °F	Temperature in degrees Fahrenheit
TOC	Total organic carbon
Total P	Total phosphorus
TSS or NFR	Total suspended solids or total nonfilterable residue
Turb. or Turbidity	Turbidity measured by the Nephelometric Method (NTU)
µg/L	Microgram(s) per liter
WET	“Whole effluent toxicity”
ZID	Zone of Initial Dilution

**UNITED STATES ENVIRONMENTAL PROTECTION AGENCY  
NEW ENGLAND - REGION 1  
5 POST OFFICE SQUARE, SUITE 100  
BOSTON, MASSACHUSETTS 02109-3912**

**FACT SHEET**

**DRAFT NATIONAL POLLUTANT DISCHARGE ELIMINATION SYSTEM (NPDES)  
PERMIT TO DISCHARGE TO WATERS OF THE UNITED STATES PURSUANT TO  
THE CLEAN WATER ACT (CWA)**

**NPDES PERMIT NUMBER:** NH0100145

**PUBLIC NOTICE START AND END DATES:** June 24, 2020 – July 23, 2020

**NAME AND MAILING ADDRESS OF APPLICANT:**

Town of Lancaster  
25 Main Street  
P.O. Box 151  
Lancaster, New Hampshire 03584-0151

**NAME AND ADDRESS OF FACILITY WHERE DISCHARGE OCCURS:**

Lancaster Wastewater Treatment Facility  
Water Street  
Lancaster, New Hampshire 03584

**RECEIVING WATER AND CLASSIFICATION:**

Connecticut River (Hydrologic Basin Code: 01080101)  
Long Island Sound Watershed  
Class B

## Table of Contents

1.0	Proposed Action .....	4
2.0	Statutory and Regulatory Authority .....	4
2.1	Technology-Based Requirements.....	5
2.2	Water Quality Based Requirements.....	5
2.2.1	Water Quality Standards .....	5
2.2.2	Antidegradation .....	6
2.2.3	Assessment and Listing of Waters and Total Maximum Daily Loads. ....	6
2.2.4	Reasonable Potential .....	7
2.2.5	State Certification .....	7
2.3	Effluent Flow Requirements .....	8
2.4	Monitoring and Reporting Requirements .....	10
2.4.1	Monitoring Requirements .....	10
2.4.2	Reporting Requirements.....	11
2.5	Standard Conditions.....	11
2.6	Anti-backsliding .....	11
3.0	Description of Facility and Discharge .....	12
3.1	Location and Type of Facility .....	12
3.1.1	Treatment Process Description.....	12
3.1.2	Collection System Description .....	12
4.0	Description of Receiving Water and Dilution.....	13
4.1	Receiving Water .....	13
4.2	Ambient Data .....	14
4.3	Available Dilution .....	14
5.0	Proposed Effluent Limitations and Conditions.....	15
5.1	Effluent Limitations and Monitoring Requirements .....	15
5.1.1	Effluent Flow.....	15
5.1.2	Biochemical Oxygen Demand (BOD <sub>5</sub> ).....	16
5.1.3	Total Suspended Solids (TSS).....	17
5.1.4	Eighty-Five Percent (85%) BOD <sub>5</sub> and TSS Removal Requirement.....	18
5.1.5	pH.....	18
5.1.6	Bacteria .....	19
5.1.7	Total Residual Chlorine .....	19
5.1.8	Ammonia.....	19
5.1.9	Nutrients.....	20
5.1.10	Metals.....	26
5.1.11	Whole Effluent Toxicity.....	27
5.2	Sludge Conditions.....	28
5.3	Infiltration/Inflow (I/I).....	28
5.4	Operation and Maintenance of the Sewer System.....	29
5.5	Standard Conditions.....	29
6.0	Federal Permitting Requirements.....	29
6.1	Endangered Species Act .....	29
6.2	Essential Fish Habitat .....	31
7.0	Public Comments, Hearing Requests and Permit Appeals .....	32

8.0 Administrative Record.....33

**Tables**

Table 1: Summary of Designated Uses and Listing Status .....13

Table 2: Summary of 7Q10 Calculations .....14

Table 3: Estimated Out-of-Basin Point Source Nitrogen Loadings to the Connecticut, Housatonic, and Thames Rivers Watersheds .....21

Table 4: Annual Average Total Nitrogen Limits for New Hampshire WWTP Dischargers to the Long Island Sound Watershed.....22

Table 5: Instream Total Phosphorus Concentrations (mg/L) .....25

**Figures**

Figure 1: Lancaster WWTF Location Map .....34

Figure 2: Lancaster WWTF Flow Diagram.....35

**Appendices**

Appendix A – Monitoring Data Summary

Appendix B – Reasonable Potential and Limits Calculations

Appendix C – NH, VT, MA Discharges to Connecticut River Watershed

## 1.0 Proposed Action

The above-named applicant (the “Permittee”) has applied to the U.S. Environmental Protection Agency (EPA) for reissuance of a National Pollutant Discharge Elimination System (NPDES) permit to discharge from the Lancaster Wastewater Treatment Facility (the “Facility”) into the designated receiving water.

The permit currently in effect was issued and became effective on November 5, 2008 and expired on November 5, 2013 (the “2008 Permit”). The Permittee filed an application for permit reissuance with EPA dated June 24, 2013, as required by 40 Code of Federal Regulations (C.F.R.) § 122.6. Since the permit application was deemed timely and complete by EPA on August 7, 2013, the Facility’s 2008 Permit has been administratively continued pursuant to 40 C.F.R. § 122.6 and § 122.21(d).

The NPDES Permit is issued by EPA under federal law, New Hampshire construes Title L, Water Management and Protection, Chapters 485-A, Water Pollution and Waste Disposal, to authorize the New Hampshire Department of Environmental Services (NHDES) to “consider” a federal NPDES permit to be a State surface water discharge permit. As such, all the terms and conditions of the permit may, therefore, be incorporated into and constitute a discharge permit issued by NHDES.

## 2.0 Statutory and Regulatory Authority

Congress enacted the Federal Water Pollution Control Act, codified at 33 U.S.C. § 1251-1387 and commonly known as the Clean Water Act (CWA), “to restore and maintain the chemical, physical, and biological integrity of the Nation’s waters.” CWA § 101(a). To achieve this objective, the CWA makes it unlawful for any person to discharge any pollutant into the waters of the United States from any point source, except as authorized by specific permitting sections of the CWA, one of which is § 402. *See* CWA §§ 301(a), 402(a). Section 402(a) established one of the CWA’s principal permitting programs, the NPDES Permit Program. Under this section, EPA may “issue a permit for the discharge of any pollutant or combination of pollutants” in accordance with certain conditions. CWA § 402(a). NPDES permits generally contain discharge limitations and establish related monitoring and reporting requirements. *See* CWA § 402(a)(1) and (2). The regulations governing EPA’s NPDES permit program are generally found in 40 C.F.R. §§ 122, 124, 125, and 136.

“Congress has vested in the Administrator [of EPA] broad discretion to establish conditions for NPDES permits” in order to achieve the statutory mandates of Section 301 and 402. *Arkansas v. Oklahoma*, 503 U.S. 91, 105 (1992). *See also* 40 C.F.R. §§ 122.4(d), 122.44(d)(1), 122.44(d)(5). CWA §§ 301 and 306 provide for two types of effluent limitations to be included in NPDES permits: “technology-based” effluent limitations (TBELs) and “water quality-based” effluent limitations (WQBELs). *See* CWA §§ 301, 304(d); 40 C.F.R. Parts 122, 125, 131.

## 2.1 Technology-Based Requirements

Technology-based limitations, generally developed on an industry-by-industry basis, reflect a specified level of pollutant reducing technology available and economically achievable for the type of facility being permitted. *See* CWA § 301(b). As a class, publicly owned treatment works (POTWs) must meet performance-based requirements based on available wastewater treatment technology. *See* CWA § 301(b)(1)(B). The performance level for POTWs is referred to as “secondary treatment.” Secondary treatment is comprised of technology-based requirements expressed in terms of BOD<sub>5</sub>, TSS and pH. *See* 40 C.F.R. Part 133.

Under CWA § 301(b)(1), POTWs must have achieved effluent limits based upon secondary treatment technology by July 1, 1977. Since all statutory deadlines for meeting various treatment technology-based effluent limitations established pursuant to the CWA have expired, when technology-based effluent limits are included in a permit, compliance with those limitations is from the date the issued permit becomes effective. *See* 40 C.F.R. § 125.3(a)(1).

## 2.2 Water Quality Based Requirements

The CWA and federal regulations also require that permit effluent limits based on water quality considerations be established for point source discharges when such limitations are necessary to meet state or federal water quality standards that are applicable to the designated receiving water. This is necessary when less stringent TBELs would interfere with the attainment or maintenance of water quality criteria in the receiving water. *See* CWA § 301(b)(1)(C) and 40 C.F.R. §§ 122.44(d)(1), 122.44(d)(5).

### 2.2.1 Water Quality Standards

The CWA requires that each state develop water quality standards (WQSs) for all water bodies within the State. *See* CWA § 303 and 40 C.F.R. § 131.10-12. Generally, WQSs consist of three parts: 1) the designated use or uses assigned for a water body or a segment of a water body; 2) numeric or narrative water quality criteria sufficient to protect the assigned designated use(s); and 3) antidegradation requirements to ensure that once a use is attained it will not be degraded and to protect high quality and National resource waters. *See* CWA § 303(c)(2)(A) and 40 C.F.R. § 131.12. The applicable State WQSs can be found in the New Hampshire Code of Administrative Rules, Surface Water Quality Regulations, Chapter Env-Wq 1700, *et seq.* *See also generally*, N.H. Rev. Stat. Title L, Water Management and Protection, Chapters 485-A, Water Pollution and Waste Disposal.

As a matter of state law, state WQSs specify different water body classifications, each of which is associated with certain designated uses and numeric and narrative water quality criteria. When using chemical-specific numeric criteria to develop permit limitations, acute and chronic aquatic life criteria and human health criteria are used and expressed in terms of maximum allowable in-stream pollutant concentrations. In general, aquatic-life acute criteria are considered applicable to daily time periods (maximum daily limit) and aquatic-life chronic criteria are considered applicable to monthly time periods (average monthly limit). Chemical-specific human health

criteria are typically based on lifetime chronic exposure and, therefore, are typically applicable to monthly average limits.

When permit effluent limitation(s) are necessary to ensure that the receiving water meets narrative water quality criteria, the permitting authority must establish effluent limits in one of the following three ways: 1) based on a “calculated numeric criterion for the pollutant which the permitting authority demonstrates will attain and maintain applicable narrative water quality criteria and fully protect the designated use,” 2) based on a “case-by-case basis” using CWA § 304(a) recommended water quality criteria, supplemented as necessary by other relevant information; or, 3) in certain circumstances, based on use of an indicator parameter. *See* 40 C.F.R. § 122.44(d)(1)(vi)(A-C).

### **2.2.2 Antidegradation**

Federal regulations found at 40 C.F.R. § 131.12 require states to develop and adopt a statewide antidegradation policy that maintains and protects existing in-stream water uses and the level of water quality necessary to protect these existing uses. In addition, the antidegradation policy ensures maintenance of high quality waters which exceed levels necessary to support propagation of fish, shellfish, and wildlife and to support recreation in and on the water, unless the State finds that allowing degradation is necessary to accommodate important economic or social development in the area in which the waters are located.

The New Hampshire Antidegradation Policy, found at Env-Wq 1708, applies to any new or increased activity that would lower water quality or affect existing or designated uses, including increased loadings to a water body from an existing activity. The antidegradation regulations focus on protecting high quality waters and maintaining water quality necessary to protect existing uses. Discharges that cause “significant degradation” are defined in NH WQS (Env-Wq 1708.09(a)) as those that use 20% or more of the remaining assimilative capacity for a water quality parameter in terms of either concentration or mass of pollutants or flow rate for water quantity. When NHDES determines that a proposed increase would cause a significant impact to existing water quality, the applicant must provide documentation to demonstrate that the lowering of water quality is necessary, that it will provide net economic or social benefit in the area in which the water body is located, and that the benefits of the activity outweigh the environmental impact caused by the reduction in water quality. *See* Env-Wq 1708.10(b).

This permit is being reissued with effluent limitations sufficiently stringent to satisfy the State’s antidegradation requirements, including the protection of the existing uses of the receiving water.

### **2.2.3 Assessment and Listing of Waters and Total Maximum Daily Loads.**

The objective of the CWA is to restore and maintain the chemical, physical and biological integrity of the Nation’s waters. To meet this goal, the CWA requires states to develop information on the quality of their water resources and report this information to EPA, the U.S. Congress, and the public. To this end, EPA released guidance on November 19, 2001, for the preparation of an integrated “List of Waters” that could combine reporting elements of both § 305(b) and § 303(d) of the CWA. The integrated list format allows states to provide the status



of all their assessed waters in one list. States choosing this option must list each water body or segment in one of the following five categories: 1) unimpaired and not threatened for all designated uses; 2) unimpaired waters for some uses and not assessed for others; 3) insufficient information to make assessments for any uses; 4) impaired or threatened for one or more uses but not requiring the calculation of a Total Maximum Daily Load (TMDL); and 5) impaired or threatened for one or more uses and requiring a TMDL.

A TMDL is a planning tool and potential starting point for restoration activities with the ultimate goal of attaining water quality standards. A TMDL essentially provides a pollution budget designed to restore the health of an impaired water body. A TMDL typically identifies the source(s) of the pollutant from point sources and non-point sources, determines the maximum load of the pollutant that the water body can tolerate while still attaining WQSs for the designated uses, and allocates that load among to the various sources, including point source discharges, subject to NPDES permits. *See* 40 C.F.R. § 130.7.

For impaired waters where a TMDL has been developed for a particular pollutant and the TMDL includes a waste load allocation (WLA) for a NPDES permitted discharge, the effluent limitation in the permit must be “consistent with the assumptions and requirements of any available WLA”. 40 C.F.R. § 122.44(d)(1)(vii)(B).

#### **2.2.4 Reasonable Potential**

Pursuant to CWA § 301(b)(1)(C) and 40 C.F.R. § 122.44(d)(1), NPDES permits must contain any requirements in addition to TBELs that are necessary to achieve water quality standards established under § 303 of the CWA. *See also* 33 U.S.C. § 1311(b)(1)(C). In addition, limitations “must control any pollutant or pollutant parameter (conventional, non-conventional, or toxic) which the permitting authority determines are or may be discharged at a level which will cause, have the reasonable potential to cause, or contribute to an excursion above any water quality standard, including State narrative criteria for water quality.” 40 C.F.R. § 122.44(d)(1)(i). To determine if the discharge causes, or has the reasonable potential to cause, or contribute to an excursion above any WQS, EPA considers: 1) existing controls on point and non-point sources of pollution; 2) the variability of the pollutant or pollutant parameter in the effluent; 3) the sensitivity of the species to toxicity testing (when evaluating whole effluent toxicity); and 4) where appropriate, the dilution of the effluent by the receiving water. *See* 40 C.F.R. § 122.44(d)(1)(ii).

If the permitting authority determines that the discharge of a pollutant will cause, has the reasonable potential to cause, or contribute to an excursion above WQSs, the permit must contain WQBELs for that pollutant. *See* 40 C.F.R. § 122.44(d)(1)(i).

#### **2.2.5 State Certification**

EPA may not issue a permit unless the State Water Pollution Control Agency with jurisdiction over the receiving water(s) either certifies that the effluent limitations contained in the permit are stringent enough to assure that the discharge will not cause the receiving water to violate the State WQSs, the State waives (or is deemed to have waived), its right to certify. *See* 33 U.S.C.

§ 1341(a)(1). Regulations governing state certification are set forth in 40 C.F.R. §§ 124.53 and 124.55. EPA has requested permit certification by the State pursuant to 40 C.F.R. § 124.53 and expects that the Draft Permit will be certified.

If the State believes that conditions more stringent than those contained in the Draft Permit are necessary to meet the requirements of either CWA §§ 208(e), 301, 302, 303, 306 and 307 or the applicable requirements of State law, the State should include such conditions in its certification and, in each case, cite the CWA or State law provisions upon which that condition is based. Failure to provide such a citation waives the right to certify as to that condition. EPA includes properly supported State certification conditions in the NPDES permit. The only exception to this is that the permit conditions/requirements regulating sewage sludge management and implementing CWA § 405(d) are not subject to the State certification requirements. Reviews and appeals of limitations and conditions attributable to State certification shall be made through the applicable procedures of the State and may not be made through the EPA permit appeal procedures of 40 C.F.R. Part 124.

In addition, the State should provide a statement of the extent to which any condition of the Draft Permit can be made less stringent without violating the requirements of State law. Since the State's certification is provided prior to final permit issuance, any failure by the State to provide this statement waives the State's right to certify or object to any less stringent condition.

It should be noted that under CWA § 401, EPA's duty to defer to considerations of state law is intended to prevent EPA from relaxing any requirements, limitations or conditions imposed by state law. Therefore, "[a] State may not condition or deny a certification on the grounds that State law allows a less stringent permit condition." 40 C.F.R. § 124.55(c). In such an instance, the regulation provides that, "The Regional Administrator shall disregard any such certification conditions or denials as waivers of certification." *Id.* EPA regulations pertaining to permit limitations based upon WQS and State requirements are contained in 40 C.F.R. §§ 122.4 (d) and 122.44(d).

### **2.3 Effluent Flow Requirements**

Sewage treatment plant discharge is encompassed within the definition of "pollutant" and is subject to regulation under the CWA. The CWA defines "pollutant" to mean, *inter alia*, "municipal...waste" and "sewage...discharged into water." 33 U.S.C. § 1362(6).

Generally, EPA uses effluent flow both to determine whether an NPDES permit needs certain effluent limitations and to calculate the limitations themselves. EPA practice is to use effluent flow as a reasonable and important worst-case condition in EPA's reasonable potential and WQBEL calculations to ensure compliance with WQSs under § 301(b)(1)(C). Should the effluent flow exceed the flow assumed in these calculations, the in-stream dilution would be reduced, and the calculated effluent limitations may not be sufficiently protective (i.e. might not meet WQSs). Further, pollutants that do not have the reasonable potential to exceed WQSs at the lower discharge flow may have reasonable potential at a higher flow due to the decreased dilution. In order to ensure that the assumptions underlying the EPA's reasonable potential analyses and permit effluent limitation derivations remain sound for the duration of the permit,

EPA may ensure the validity of its “worst-case” wastewater effluent flow assumptions through imposition of permit conditions for effluent flow.<sup>1</sup> In this regard, the effluent flow limitation is a component of WQBELs because the WQBELs are premised on a maximum level flow. The effluent flow limit is also necessary to ensure that other pollutants remain at levels that do not have a reasonable potential to exceed WQSs.

The limitation on wastewater effluent flow is within EPA’s authority to condition a permit to carry out the objectives of the Act. *See* CWA §§ 402(a)(2) and 301(b)(1)(C); 40 C.F.R. §§ 122.4(a) and (d); 122.43 and 122.44(d). A condition on the discharge designed to ensure the WQBEL and reasonable potential calculations account for “worst case” conditions is encompassed by the references to “condition” and “limitations” in CWA §§ 402 and 301 and implementing regulations, as they are designed to assure compliance with applicable water quality regulations, including antidegradation. Regulating the quantity of pollutants in the discharge through a restriction on the quantity of wastewater effluent is consistent with the overall structure and purposes of the CWA.

In addition, as provided in Part II.B.1 of this permit and 40 C.F.R. § 122.41(e), the permittee is required to properly operate and maintain all facilities and systems of treatment and control. Operating the facilities wastewater treatment systems as designed includes operating within the facility’s design wastewater effluent flow.

EPA has also included the effluent flow limit in the permit to minimize or prevent infiltration and inflow (I/I) that may result in unauthorized discharges and compromise proper operation and maintenance of the facility. Improper operation and maintenance may result in non-compliance with permit effluent limitations. Infiltration is groundwater that enters the collection system through physical defects such as cracked pipes or deteriorated joints. Inflow is extraneous flow added to the collection system that enters the collection system through point sources such as roof leaders, yard and area drains, sump pumps, manhole covers, tide gates, and cross connections from storm water systems. Significant I/I in a collection system may displace sanitary flow, reducing the capacity available for treatment and the operating efficiency of the treatment works and to properly operate and maintain the treatment works.

Furthermore, the extraneous flow due to significant I/I greatly increases the potential for sanitary sewer overflows (SSOs) in separate systems. Consequently, the effluent flow limit is a permit condition that relates to the permittee’s duty to mitigate (*i.e.*, minimize or prevent any discharge in violation of the permit that has a reasonable likelihood of adversely affecting human health or the environment) and to properly operate and maintain the treatment works. *See* 40 C.F.R. §§ 122.41(d), (e).

---

<sup>1</sup> EPA’s regulations regarding “reasonable potential” require EPA to consider “where appropriate, the dilution of the effluent in the receiving water,” *id* 40 C.F.R. §122.44(d)(1)(ii). *Both* the effluent flow and receiving water flow may be considered when assessing reasonable potential. *In re Upper Blackstone Water Pollution Abatement Dist.*, 14 E.A.D. 577, 599 (EAB 2010). EPA guidance directs that this “reasonable potential: analysis be based on “worst-case” conditions. *See In re Washington Aquaduct Water Supply Sys.* 11 E.A.D. 565, 584 (EAB 2004)

## 2.4 Monitoring and Reporting Requirements

### 2.4.1 Monitoring Requirements

Sections 308(a) and 402(a)(2) of the CWA and the implementing regulations at 40 C.F.R. Parts 122, 124, 125, and 136 authorize EPA to include monitoring and reporting requirements in NPDES permits.

The monitoring requirements included in this permit have been established to yield data representative of the Facility's discharges in accordance with CWA §§ 308(a) and 402(a)(2), and consistent with 40 C.F.R. §§ 122.41(j), 122.43(a), 122.44(i) and 122.48. The Draft Permit specifies routine sampling and analysis requirements to provide ongoing, representative information on the levels of regulated constituents in the wastewater discharges. The monitoring program is needed to enable EPA and the State to assess the characteristics of the Facility's effluent, whether Facility discharges are complying with permit limits, and whether different permit conditions may be necessary in the future to ensure compliance with technology-based and water quality-based standards under the CWA. EPA and/or the State may use the results of the chemical analyses conducted pursuant to this permit, as well as national water quality criteria developed pursuant to CWA § 304(a)(1), State water quality criteria, and any other appropriate information or data, to develop numerical effluent limitations for any pollutants, including, but not limited to, those pollutants listed in Appendix D of 40 C.F.R. Part 122.

NPDES permits require that the approved analytical procedures found in 40 C.F.R. Part 136 be used for sampling and analysis unless other procedures are explicitly specified. Permits also include requirements necessary to comply with the *National Pollutant Discharge Elimination System (NPDES): Use of Sufficiently Sensitive Test Methods for Permit Applications and Reporting Rule*.<sup>2</sup> This Rule requires that where EPA-approved methods exist, NPDES applicants must use sufficiently sensitive EPA-approved analytical methods when quantifying the presence of pollutants in a discharge. Further, the permitting authority must prescribe that only sufficiently sensitive EPA-approved methods be used for analyses of pollutants or pollutant parameters under the permit. The NPDES regulations at 40 C.F.R. § 122.21(e)(3) (completeness), 40 C.F.R. § 122.44(i)(1)(iv) (monitoring requirements) and/or as cross referenced at 40 C.F.R. § 136.1(c) (applicability) indicate that an EPA-approved method is sufficiently sensitive where:

- The method minimum level<sup>3</sup> (ML) is at or below the level of the effluent limitation established in the permit for the measured pollutant or pollutant parameter; or
- In the case of permit applications, the ML is above the applicable water quality criterion, but the amount of the pollutant or pollutant parameter in a facility's discharge is high

---

<sup>2</sup> Fed. Reg. 49,001 (Aug 19, 2014).

<sup>3</sup> The term "minimum level" refers to either the sample concentration equivalent to the lowest calibration point in a method or a multiple of the method detection limit (MDL). Minimum levels may be obtained in several ways: They may be published in a method; they may be sample concentrations equivalent to the lowest acceptable calibration point used by a laboratory; or they may be calculated by multiplying the MDL in a method, or the MDL determined by a lab, by a factor. EPA is considering the following terms related to analytical method sensitivity to be synonymous: "quantitation limit," "reporting limit," "level of quantitation," and "minimum level." See Fed. Reg. 49,001 (Aug. 19, 2014).

enough that the method detects and quantifies the level of the pollutant or parameter in the discharge; or

- The method has the lowest ML of the analytical methods approved under 40 C.F.R. Part 126 or required under 40 C.F.R. chapter I, subchapter N or O for the measured pollutant or pollutant parameter.

## 2.4.2 Reporting Requirements

The Draft Permit requires the Permittee to report monitoring results obtained during each calendar month to EPA and the State electronically using NetDMR. The Permittee must submit a Discharge Monitoring Report (DMR) for each calendar month no later than the 15<sup>th</sup> day of the month following the completed reporting period.

NetDMR is a national web-based tool enabling regulated CWA permittees to submit DMRs electronically via a secure internet application to EPA through the Environmental Information Exchange Network. NetDMR has eliminated the need for participants to mail in paper forms to EPA under 40 C.F.R. §§ 122.41 and 403.12. NetDMR is accessible through EPA's Central Data Exchange at <https://cdx.epa.gov/>. Further information about NetDMR can be found on the EPA NetDMR support portal webpage.<sup>4</sup>

With the use of NetDMR, the Permittee is no longer required to submit hard copies of DMRs and reports to EPA and the State unless otherwise specified in the Draft Permit. In most cases, reports required under the permit shall be submitted to EPA as an electronic attachment through NetDMR. Certain exceptions are provided in the permit, such as for providing written notifications required under the Part II Standard Conditions.

## 2.5 Standard Conditions

The standard conditions, included as Part II of the Draft Permit, are based on applicable regulations found in the Code of Federal Regulations. *See generally* 40 C.F.R. Part 122.

## 2.6 Anti-backsliding

The CWA's anti-backsliding requirements prohibit a permit from being renewed, reissued or modified to include with less stringent limitations or conditions than those contained in a previous permit except in compliance with one of the specified exceptions to those requirements. *See* CWA §§ 402(o) and 303(d)(4) and 40 C.F.R. § 122.44(l). Anti-backsliding provisions apply to effluent limits based on technology, water quality and/or state certification requirements.

All proposed limitations in the Draft Permit are at least as stringent as limitations included in the 2008 Permit unless specific conditions exist to justify relaxation in accordance with CWA § 402(o) or § 303(d)(4). Discussion of any less stringent limitations and corresponding exceptions to anti-backsliding provisions is provided in the sections that follow.

---

<sup>4</sup> <https://netdmr.zendesk.com/hc/en-us/articles/209616266-EPA-Region-1-NetDMR-Information>

### **3.0 Description of Facility and Discharge**

#### **3.1 Location and Type of Facility**

The location of the treatment plant and Outfall 001 to Connecticut River are shown in Figure 1. The latitude and longitude of the outfall are 44.487834° N, 71.596689° W.

The Lancaster Wastewater Treatment Facility (WWTF) is a wastewater treatment facility that is engaged in the collection and treatment of municipal wastewater. Currently, the Facility serves approximately 2,800 residents in the Town of Lancaster the collection system primarily focused in the town center (Route 3 corridor).

The Facility has a design flow of 1.2 MGD, the annual average daily flow reported in the 2013 application was 0.89 MGD and the median monthly average flow for the last 5 years has been 0.71 MGD. The system is a combined system, conveying both domestic sewage and stormwater to the WWTF.

The permittee does not have any major industries contributing industrial wastewater to the WWTP, and thus is not required to have a pretreatment program.

A quantitative description of the discharge in terms of effluent parameters, based on monitoring data submitted by the permittee from March 2015 through February 2020, is provided in Appendix A of this Fact Sheet.

##### **3.1.1 Treatment Process Description**

The Lancaster Wastewater Treatment Facility (WWTF) is a lagoon facility. Wastewater enters the main pumping station and passes through a grinder to two sanitary wet wells. When the sewage in the sanitary wet well reaches the high-water elevation, one of the sanitary pumps is activated, pumping sewage to the distribution chamber at the center of the lagoon system.

The lagoon effluent overflows weirs at the sanitary overflow chambers to the lagoon piping, through the flow-change chamber to the stilling basin at the six-inch parshall flume. At this point, sodium hypochlorite is added in proportion to the flow rate.

The effluent flows from the flume through the contact chamber to the 36-inch outfall pipe, to the Connecticut River.

##### **3.1.2 Collection System Description**

The Lancaster WWTF is served by a combined sewer system. The facility collects and treats domestic wastewater, domestic septage (treatment only), and stormwater runoff. Although the town has a combined sewer system, there are no combined sewer overflow structures.

## 4.0 Description of Receiving Water and Dilution

### 4.1 Receiving Water

The Lancaster WWTF discharges through Outfall 001 into the Connecticut River, within Segment NHRIV801010903-02. This segment is 6.2 miles in length. The Connecticut River flows to the Long Island Sound Estuary.

The Connecticut River is classified as a Class B warm water fishery by the State of New Hampshire. According to New Hampshire’s WQS (RSA 485-A:8), “*Class B waters shall be of the second highest quality and shall have no objectionable physical characteristics, shall contain a dissolved oxygen content of at least 75 percent of saturation, and shall contain not more than either a geometric mean based on at least 3 samples obtained over a 60-day period of 126 Escherichia coli per 100 milliliters, or greater than 406 Escherichia coli per 100 milliliters in any one sample; and for designated beach areas shall contain not more than a geometric mean based on at least 3 samples obtained over a 60-day period of 47 Escherichia coli per 100 milliliters, or 88 Escherichia coli per 100 milliliters in any one sample; unless naturally occurring. There shall be no disposal of sewage or waste into said waters except those which have received adequate treatment to prevent the lowering of the biological, physical, chemical or bacteriological characteristics below those given above, nor shall such disposal of sewage or waste be inimical to aquatic life or to the maintenance of aquatic life in said receiving waters. The pH range for said waters shall be 6.5 to 8.0 except when due to natural causes. Any stream temperature increase associated with the discharge of treated sewage, waste or cooling water, water diversions, or releases shall not be such as to appreciably interfere with the uses assigned to this class.*”

EPA notes that the State of New Hampshire adopted new criteria into their state water quality standard regulations in December 2016 and submitted them to EPA for review and approval. Although the new criteria have not yet been approved by EPA, the Draft Permit is being proposed with effluent limits derived to meet the new criteria in anticipation of a state certification to do so.

The Connecticut River is listed in the final *New Hampshire Year 2018 Integrated List of Waters* (“303(d) List”) as a Category 4A-M Poor (Not supporting, marginal).<sup>5</sup> The status of each designated use is presented in Table 1.

**Table 1: Summary of Designated Uses and Listing Status**

Designated Use	Status
Aquatic Life	No Data
Potential Drinking Water Supply	Support
Primary Contact Recreation	Poor (E. coli)
Secondary Contact Recreation	No Data
Fish Consumption	Poor (mercury)

<sup>5</sup> New Hampshire 2018 Watershed Report Card.  
[http://www2.des.state.nh.us/onestoppub/SWQA/010801010903\\_2018.pdf](http://www2.des.state.nh.us/onestoppub/SWQA/010801010903_2018.pdf)

## 4.2 Ambient Data

A summary of the ambient data collected in the receiving water in the vicinity of the outfall that is referenced in this Fact Sheet can be found in Appendix A of this Fact Sheet.

## 4.3 Available Dilution

To ensure that discharges do not cause or contribute to violations of WQS under all expected conditions, WQBELs are derived assuming critical conditions for the receiving water<sup>6</sup>. The critical flow in rivers and streams is some measure of the low flow of that river or stream. For rivers and streams where flows are not regulated by dams, State WQSs require that effluent dilution be calculated based on the receiving water lowest observed mean river flow for seven consecutive days, recorded over a 10-year recurrence interval, or 7-day 10-year low flow (7Q10).

NHDES calculated the 7Q10 for the Connecticut River based on data from the United States Geological Survey (USGS) low-flow frequency statistics for three USGS gaging stations near the Facility and an empirical equation developed by Dingman.<sup>7</sup> The Dingman equation gives estimates of 7Q10 flow in un-gaged, unregulated streams based on watershed (basin) area, mean basin elevation, and the percent of the basin underlain by coarse-grained stratified drive in contact with streams.

The 7Q10 flow just downstream of the Lancaster WWTF outfall was calculated using the following information. The 7Q10 estimates at USGS Gages were calculated using US EPA DFlow program (v3.1b) and a period of record of 4/1/1989 – 3/31/2019. The calculated 7Q10 flow is assumed to at point just downstream of the Lancaster WWTF outfall, per the Dingman method, because the discharger's water source is located within the basin upstream of the discharge.

**Table 2: Summary of 7Q10 Calculations**

Identifier	Description	7Q10 component (cfs)
A. USGS 01131500	Connecticut River Near Dalton, NH. Downstream of facility	482
B. USGS 01130000	Upper Ammonoosuc River Near Groveton, NH. Upstream of facility	43.0
C. USGS 01129500	Connecticut River at North Stratford, NH. Upstream of facility	298
D. Dingman Area 1	Estimation of watershed flow contributions to the river segment between the upstream gages and the Lancaster WWTF outfall (Dingman Area 1) using the Dingman equation.	41.3

<sup>6</sup> EPA Permit Writer's Manual, Section 6.2.4

<sup>7</sup> Dingman, S.L. and S.C. Lawlor, 1995. Estimating Low-Flow Quantiles from Drainage Basin Characteristics in New Hampshire and Vermont, American Water Resources Association, Water Resources Bulletin, pp. 243-256.



E. Dingman Area 2	Estimation of watershed flow contributions to the river segment between the upstream gages and the downstream gage (Dingman Area 2) using the Dingman equation	56.5
<b>7Q10 Downstream of Lancaster WWTF Outfall</b>	<b>7Q10 = (A-(B+C)) x (D/E) + (B+C)</b>	<b>444</b>

The dilution factor (DF) was calculated using the design flow ( $Q_d$ ) and the critical flow in the receiving water downstream of the discharge ( $Q_s$ ) as follows:

$$DF = 0.9 \times (Q_s) / Q_d$$

Where:  $Q_s$  = 7Q10 flow of Connecticut River just downstream of outfall = 444 cfs  
 $Q_d$  = Design flow of Lancaster WWTF = 1.2 MGD = 1.86 cfs  
 0.9 = factor to reserve 10% of the receiving water assimilative capacity

Therefore:

$$DF = (0.9) \times (444 / 1.86) = 215$$

## 5.0 Proposed Effluent Limitations and Conditions

The proposed effluent limitations and conditions derived under the CWA and State WQSs are described below. These proposed effluent limitations and conditions, the basis of which are discussed throughout this Fact Sheet, may be found in Part I of the Draft Permit.

### 5.1 Effluent Limitations and Monitoring Requirements

In addition to the State and Federal regulations described in Section 2, data submitted by the permittee in its permit application, in monthly discharge monitoring reports (DMRs) and in WET test reports from March 2015 to February 2020 (the “review period”) were used to identify the pollutants of concern and to evaluate the discharge during the effluent limitations development process (*See Appendix A*). Reasonable Potential Analysis is included in Appendix B and results are discussed in the sections below.

#### 5.1.1 Effluent Flow

There was no effluent flow limit in the 2008 Permit, rather, there was an effluent flow reporting requirement. The Lancaster WWTP has a design flow of 1.2 MGD, as per their application.

The Draft Permit implements a flow limit of 1.2 MGD. The Draft Permit requires that flow be measured continuously and that the rolling annual average flow, as well as the average monthly and maximum daily flow for each month be reported. The rolling annual average flow is calculated as the average of the flow for the reporting month and 11 previous months.

## 5.1.2 Biochemical Oxygen Demand (BOD<sub>5</sub>)

### 5.1.2.1 BOD<sub>5</sub> Concentration Limits

The year-round BOD<sub>5</sub> limits in the 2010 Permit were based on the secondary treatment standards in 40 C.F.R. § 133.102; the average monthly limit is 30 mg/L, and the average weekly limit is 45 mg/L. The daily maximum concentration of 50 mg/L is based on Best Professional Judgement.

The DMR data during the review period shows that there have been no violations of BOD<sub>5</sub> concentration limits.

The Draft Permit proposes the same BOD<sub>5</sub> concentration limits as in the 2008 Permit as no new WLAs have been established and there have been no changes to the secondary treatment standards. The monitoring frequency remains once per week.

### 5.1.2.2 BOD<sub>5</sub> Mass Limits

The year-round mass-based BOD<sub>5</sub> limits in the 2008 Permit of 300 lb/day (average monthly) and 450 lb/day (average weekly) were based on EPA's secondary treatment standards and the design flow of the Facility. The 500 lb maximum daily limit was based on Best Professional Judgement.

The DMR data from the review period shows that there has been 1 violation of BOD<sub>5</sub> mass limits.

The mass-based BOD<sub>5</sub> limits are calculated as shown below.

BOD<sub>5</sub> Mass Loading Calculations:

Calculations of maximum allowable loads for average monthly, average weekly, and daily maximum BOD<sub>5</sub>, are based on the following equation:

$$L = C_d * Q_d * 8.345$$

Where:

L = Maximum allowable load in lb/day

C<sub>d</sub> = Maximum allowable effluent concentration for reporting period in mg/L  
(reporting periods are average monthly and average weekly)

Q<sub>d</sub> = Annual average design flow of Facility

8.345 = Factor to convert effluent concentration in mg/L and design flow in MGD to lb/day

Average Monthly: 30 mg/L \* 1.2 MGD \* 8.345 = 300 lb/day

Average Weekly: 45 mg/L \* 1.2 MGD \* 8.345 = 450 lb/day

Daily Maximum 50 mg/L \* 1.2 MGD \* 8.345 = 500 lb/day

The mass-based limits of 300 lb/day (monthly average), 450 lb/day (weekly average), and 500 lb (daily maximum) from the 2008 permit will be carried forward in the Draft Permit with a sampling frequency of once per week.

### **5.1.3 Total Suspended Solids (TSS)**

Solids could include inorganic (e.g. silt, sand, clay and insoluble hydrated metal oxides) and organic matter (e.g. flocculated colloids and compounds that contribute to color). Solids can clog fish gills, resulting in an increase in susceptibility to infection and asphyxiation. Suspended solids can increase turbidity in receiving waters and reduce light penetration through the water column or settle to form bottom deposits in the receiving water. Suspended solids also provide a medium for the transport of other adsorbed pollutants, such as metals, which may accumulate in settled deposits that can have a long-term impact on the water column through cycles of re-suspension.

#### **5.1.3.1 TSS Concentration Limits**

The year-round TSS limits in the 2008 Permit were based on the secondary treatment standards in 40 C.F.R. § 133.102; the average monthly limit is 30 mg/L and the average weekly limit is 45 mg/L. The daily maximum of 50 mg/L is based on Best Professional Judgement.

The DMR data during the review period shows that there have been no violations of monthly average TSS concentration limits.

The Draft Permit proposes the same TSS concentration limits as in the 2008 Permit as no new WLAs have been established and there have been no changes to the secondary treatment standards. The monitoring frequency remains once per week.

#### **5.1.3.2 TSS Mass Limits**

The year-round mass-based TSS limits in the 2008 Permit of 300 lb/day (average monthly) and 450 lb/day (average weekly) were based on EPA's secondary treatment standards and the design flow of the Facility. The 500 lb (maximum daily) mass limit is based on Best Professional Judgement.

The DMR data from the review period shows that there has been 1 violation of TSS mass limits.

The mass-based TSS limits are calculated as shown below.

BOD<sub>5</sub> Mass Loading Calculations:

Calculations of maximum allowable loads for average monthly, average weekly, and daily maximum TSS, are based on the following equation:

$$L = C_d * Q_d * 8.345$$

Where:

L = Maximum allowable load in lb/day

$C_d$  = Maximum allowable effluent concentration for reporting period in mg/L  
(reporting periods are average monthly and average weekly)

$Q_d$  = Annual average design flow of Facility

8.345 = Factor to convert effluent concentration in mg/L and design flow in MGD to lb/day

Average Monthly: 30 mg/L \* 1.2 MGD \* 8.345 = 300 lb/day

Average Weekly: 45 mg/L \* 1.2 MGD \* 8.345 = 450 lb/day

Daily Maximum 50 mg/L \* 1.2 MGD \* 8.345 = 500 lb/day

The mass-based limits of 300 lb/day (monthly average), 450 lb/day (weekly average), and 500 lb (daily maximum) from the 2008 permit will be carried forward in the Draft Permit with a sampling frequency of once per week.

#### **5.1.4 Eighty-Five Percent (85%) BOD<sub>5</sub> and TSS Removal Requirement**

In accordance with the provisions of 40 C.F.R. § 133.102(a)(3), and (b)(3), the 2008 Permit requires that the 30-day average percent removal for BOD<sub>5</sub> and TSS be not less than 85%. The DMR data during the review period shows that BOD<sub>5</sub> and TSS removal percentages had medians of 98% and 98%, respectively. There were 13 violations of the 85% removal requirement for TSS, and 9 violations of BOD<sub>5</sub> removal percentage, during that period.

The requirement to achieve 85% BOD<sub>5</sub> and TSS removal has been carried forward into the Draft Permit.

#### **5.1.5 pH**

The hydrogen ion concentration in an aqueous solution is represented by the pH using a logarithmic scale of 0 to 14 standard units (S.U.). Solutions with pH 7.0 S.U. are neutral, while those with pH less than 7.0 S.U. are acidic and those with pH greater than 7.0 S.U. are basic. Discharges with pH values markedly different from the receiving water pH can have a detrimental effect on the environment. Sudden pH changes can kill aquatic life. pH can also have an indirect effect on the toxicity of other pollutants in the water.

Consistent with the requirements of New Hampshire's WQS at RSA 485-A:8 II, "The pH for said (Class B) waters shall be 6.5 to 8.0 except when due to natural causes." The monitoring frequency is once per day. The DMR data during the review period show that there have been 3 violations of the maximum pH limitations.

The pH requirements in the 2008 Permit are carried forward into the Draft Permit as there has been no change in the WQSs with regards to pH. The limitations are based on CWA 301(b)(1)(C) and 40 C.F.R. § 122.44(d).

### 5.1.6 Bacteria

The 2008 Permit includes effluent limits for bacteria using *Escherichia coli* (*E. coli*) bacteria as the indicator bacteria to protect recreational uses. NH WQS at Env-Wq 1700, Appendix E require a monthly geometric mean of 126 *E. coli* /100 ml and a maximum daily limit of 406 *E. coli*/100 ml. There were no violations of the monthly geometric mean and 1 violation of the maximum daily limit during the review period.

The Draft Permit proposes maintaining the effluent limits for bacteria in the 2008 Permit. The sampling frequency for *E. coli* is twice per week. These limits and sampling frequency are the same as in the 2008 Permit.

### 5.1.7 Total Residual Chlorine

The Permittee uses chlorine disinfection. The 2008 Permit includes effluent limitations for total residual chlorine (TRC) of 1.0 ug/L (monthly average) and 1.0 ug/L (maximum daily). The DMR data during the review period show that there has been 1 violation of the TRC limitations.

The TRC permit limits are based on the New Hampshire Code of Administrative Rules, Env-Wq 1703.21 and Table 1703.1. These freshwater instream criteria for chlorine are 11 µg/L (chronic) and 19 µg/L (acute). Because the upstream chlorine is assumed to be zero in this case, the water quality-based chlorine limits are calculated as the criteria times the dilution factor, as follows:

Chronic criteria \* dilution factor = Chronic limit  
 $0.011 \text{ mg/L} * 215 = 2.37 \text{ mg/L}$  (average monthly)

Acute criteria \* dilution factor = Acute limit  
 $0.019 \text{ mg/L} * 215 = 4.09 \text{ mg/L}$  (maximum daily)

These calculated values are higher than the limits in the 2008 permit. However, due to anti-backsliding requirements found at CWA §§ 402(o) and 303(d)(4) and 40 C.F.R. § 122.44(l), the limits of 1 mg/L (chronic) and 1 mg/L (acute) are carried forward in this Draft Permit with a sampling frequency of once per day.

### 5.1.8 Ammonia

Nitrogen in the form of ammonia can reduce the receiving stream's dissolved oxygen concentration through nitrification and can be toxic to aquatic life, particularly at elevated temperatures.

The 2008 Permit does not include ammonia limits, but the Permittee was required to monitor and report effluent ammonia on a monthly basis. This data is presented in Appendix A and shows the median concentration for the warm weather period (May 1 through October 31) is 6.55 mg/L and for the cold weather period (November 1 through April 30) is 9.4 mg/L. The Permittee also reported effluent and ambient ammonia concentrations on a yearly basis as part of the Whole

Effluent Toxicity (WET) testing. Ambient data, taken upstream of the Lancaster outfall in the Connecticut River, is presented in Appendix A and shows the concentration for the warm weather period (May 1 through October 31) is non-detectable.

The freshwater ammonia criteria in the NH WQS (Env-Wq 1703.25 & 1703.26) are dependent on pH and temperature and the acute criterion is also dependent on whether Salmonids are present in the receiving water.

In determining whether the discharge has the reasonable potential to cause or contribute to excursions above the instream water quality criteria for ammonia, EPA used the mass balance equation presented in Appendix B for both warm and cold weather conditions to project the ammonia concentration downstream of the discharge. If there is reasonable potential, this mass balance equation is also used to determine the limit that is required in the permit.

To determine the applicable ammonia criteria, EPA assumes a warm weather temperature of 25° C and a cold weather temperature of 5° C. EPA used the ambient pH monitoring shown in Appendix A, which indicates that the median pH is 7.37 S.U. Additionally, the Connecticut River in the vicinity of the Lancaster WWTF discharge is within Essential Fish Habitat (EFH) for Atlantic salmon (*Salmo salar*), so EPA has assumed that salmonids could be present in the receiving waters.

Based on the information and assumptions described above, Appendix B presents the applicable ammonia criteria, the details of the mass balance equation, the reasonable potential determination, and, if necessary, the limits required in the Draft Permit. As shown, there is no reasonable potential, so the Draft Permit does not require ammonia limits. Effluent and ambient monitoring for ammonia will continue to be required in the annual WET tests.

### **5.1.9 Nutrients**

Nutrients are compounds containing nitrogen and phosphorus. Although nitrogen and phosphorus are essential for plant growth, high concentrations of these nutrients can cause eutrophication, a condition in which aquatic plant and algal growth is excessive. Plant and algae respiration and decomposition reduces dissolved oxygen in the water, creating poor habitat for fish and other aquatic animals. Recent studies provide evidence that both phosphorus and nitrogen can play a role in the eutrophication of certain ecosystems. However, typically phosphorus is the limiting nutrient triggering eutrophication in freshwater ecosystems and nitrogen in marine or estuarine ecosystems. Thus, for this facility which discharges into a freshwater that also contributes to the nitrogen load in Long Island Sound, both phosphorus and nitrogen are the nutrients of concern in the discussion below.

#### **5.1.9.1 Total Nitrogen**

The Lancaster WWTP discharges to the Connecticut River, which drains to Long Island Sound via the Connecticut River. In December 2000, the Connecticut Department of Energy and Environmental Protection (“CT DEEP”) and New York State Department of Environmental Conservation (“NYSDEC”) completed a Total Maximum Daily Load (“TMDL”) for addressing nitrogen-driven eutrophication impacts in Long Island Sound. The TMDL included a Waste

Load Allocation (“WLA”) for point sources and a Load Allocation (“LA”) for non-point sources. The point source WLA for out-of-basin sources (Massachusetts, New Hampshire, and Vermont point sources discharging to the Connecticut, Housatonic, and Thames River watersheds) requires an aggregate 25% reduction from the baseline total nitrogen loading estimated in the TMDL.

The 1998 baseline out-of-basin total nitrogen point source loadings estimated for the Connecticut, Housatonic, and Thames River watersheds were 21,672 lb/day, 3,286 lb/day, and 1,253 lb/day, respectively (see Table 3: Estimated Out-of-Basin Point Source Nitrogen Loadings to the Connecticut, Housatonic, and Thames Rivers Watersheds below). The estimated point source total nitrogen loadings for the Connecticut, Housatonic, and Thames Rivers for 2013-2018 are summarized in Appendix C.

**Table 3: Estimated Out-of-Basin Point Source Nitrogen Loadings to the Connecticut, Housatonic, and Thames Rivers Watersheds**

Basin	1998 Baseline Loading <sup>8</sup> lb/day	TMDL WLA <sup>9</sup> lb/day	Maximum Loading, 2014-2018, lb/day <sup>10</sup>
Connecticut River	21,672	16,254	12,120 <sup>11</sup>
Housatonic River	3,286	2,464	1,707 <sup>12</sup>
Thames River	1,253	939	677 <sup>13</sup>
Totals	26,211	19,657	14,504

As can be seen in Table 3, the TMDL target of a 25% aggregate reduction from the 1998 baseline loadings is currently being met, and the overall loading from MA, NH and VT wastewater treatment plants discharging to the Connecticut River watershed is about 11% below the TMDL wasteload allocation. Overall the loadings from MA, NH, and VT are about 15% below the TMDL wasteload allocation.

The 2013 Permit required monthly monitoring for total Kjeldahl nitrogen, nitrate and nitrite, the sum of which provide the total nitrogen (TN) concentration. Using the concentration and monthly average flow data, the calculated<sup>14</sup> annual average<sup>15</sup> total nitrogen loading from the Lancaster facility ranged from 16 to 171 lb/day from 2015 to 2020 and averaged 61 lb/day.

While substantial TN out-of-basin load reductions have occurred at some facilities by means of optimization requirements alone, concerns raised in recent public comments by the downstream state (Connecticut) and concerned citizens<sup>16</sup> have highlighted the need for clearly enforceable,

<sup>8</sup> Estimated loading from TMDL, (see Appendix 3 to CT DEP “Report on Nitrogen Loads to Long Island Sound”, April 1998)

<sup>9</sup> Reduction of 25% from baseline loading

<sup>10</sup> Estimated loading from 2013-2018 Discharge Monitoring Report data

<sup>11</sup> Highest load from the Connecticut River occurred in 2014

<sup>12</sup> Highest load from the Housatonic River occurred in 2018

<sup>13</sup> Highest load from the Thames River occurred in 2014

<sup>14</sup> Monthly Average TN (mg/L) \* Monthly Average Flow \* 8.345 = Monthly Average TN (lb/day)

<sup>15</sup> Sum of Monthly Average TN (lb/day) in a year ÷ 12 months = Annual Average

<sup>16</sup> Connecticut Department of Energy and Environmental Protection letters to EPA dated February 7, 2018 and April 27, 2018;

numeric, loading-based effluent limits to ensure that the annual aggregate nitrogen loading from out-of-basin point sources are consistent with the TMDL WLA of 19,657 lb/day and to ensure that current reductions in loading do not increase, given the continued impairment status of LIS.

After further review of the federal and state requirements, EPA agrees with the concerns raised by the downstream state and the public. As discussed in Section 2 of this Fact Sheet, statutory and regulatory requirements regarding the development of water quality-based effluent limits include provisions to ensure implementation of any available WLAs<sup>17</sup>, provisions to prevent further degradation of receiving waters that are already impaired<sup>18</sup> and consideration of applicable water quality requirements of downstream states<sup>19</sup>.

The optimization requirements included, in many out-of-basin permits issued in the LIS watershed since 2007, have resulted in nitrogen reductions by means of utilizing the available equipment to minimize discharges of nitrogen. However, these requirements by themselves are not enforceable effluent limits that would prevent further increases in nitrogen due to population growth or new industrial dischargers. Enforceable effluent limits will ensure that as communities experience new residential, commercial and industrial growth, the nitrogen load from their POTWs do not cause or contribute to further degradation of LIS.

Therefore, EPA intends to include total nitrogen rolling annual average mass-based loading limits (in lb/day) and requirements to optimize current treatment systems to minimize the effluent nitrogen in all permits issued to wastewater treatment plants with design flow greater than or equal to 1.5 MGD that discharge to the LIS watershed in New Hampshire.

Table 3 summarizes the approach to update TN requirements for this and future permits in the LIS watershed in New Hampshire. EPA is also working with the States of Massachusetts and Vermont to ensure that comparable requirements are included in NPDES permits issued in those states and this is the first NH permit which will adopt this approach.

**Table 4: Annual Average Total Nitrogen Limits for New Hampshire WWTP Dischargers to the Long Island Sound Watershed**

Facility Design Flow, $Q_D$ (MGD)	Number of Facilities	Annual Average TN Limit (lb/day)
$Q_D > 6$	0	$Q_D$ (MGD) * 8 mg/L * 8.345 + optimize
$1.5 \leq Q_D \leq 6$	5	$Q_D$ (MGD) * 10 mg/L * 8.345 + optimize
$0.1 \leq Q_D < 1.5$	14	Optimize
$Q_D < 0.1$	6	TN monitoring only

The optimization condition in the Draft Permit requires the permittee to evaluate alternative methods of operating their treatment plant to optimize the removal of nitrogen, and to describe previous and ongoing optimization efforts. Facilities not currently engaged in optimization

---

Connecticut Fund for the Environment letter to EPA dated February 7, 2018; and Connecticut River Conservancy letter to EPA dated February 18, 2018.

<sup>17</sup> See 40 C.F.R. §122.44(d)(1)(vii)(B)

<sup>18</sup> See 40 C.F.R. § 122.44(d)(1)(vii)(B), 40 C.F.R. § 131.12(a)(1), and 314 CMR 4.04(1)

<sup>19</sup> See 40 C.F.R. § 122.44(d)(4) and CWA section 401(a)(2)



efforts will also be required to implement optimization measures, so that the aggregate 25% reduction is maintained or increased.

The permit requires implementation of optimization methods to ensure that the facility is operated in such a way that discharges of total nitrogen are minimized. The permit requires annual reports to be submitted that summarize progress and activities related to optimizing nitrogen removal efficiencies and track trends relative to previous years.

In addition to the rolling annual average total nitrogen effluent limit and optimization requirements, the Draft Permit includes weekly monitoring and average monthly and daily maximum reporting requirements for total nitrogen (TN), total Kjeldahl nitrogen (TKN), and total nitrite/nitrate nitrogen (NO<sub>2</sub>/NO<sub>3</sub>).

Since the design flow for the facility is in the range of between 0.1 to 1.5 MGD, the Lancaster WTPP is subject to a Nitrogen Optimization requirement and monitoring.

### **Future Nitrogen Limits**

The new nitrogen optimization requirement in this Draft Permit is intended to meet the requirements of the 2001 LIS TMDL which was developed to address hypoxic conditions in the bottom waters of LIS<sup>20</sup>. In December 2015, EPA signed a letter detailing a post-TMDL EPA nitrogen reduction strategy for waters in the LIS watershed. The strategy recognizes that more work may need to be done to reduce nitrogen levels, further improve DO conditions, and attain other related water quality standards in LIS, particularly in coastal embayments and the estuarine portions of rivers that flow into the Sound. EPA is working to establish nitrogen thresholds for Western LIS and several coastal embayments, including for the mouth of the Connecticut River. Documents regarding the EPA Nitrogen Reduction Strategy are available for public review on EPA's Long Island Sound website (<http://longislandsoundstudy.net/issues-actions/water-quality/nitrogen-strategy/>). Upon completion of establishing thresholds, allocations of total nitrogen loadings may be lowered if further reductions are necessary. If reductions are needed for the Lancaster discharge, a water quality-based effluent limit may be added in a future permit action. If so, EPA anticipates exploring possible trading approaches for nitrogen loading in the New Hampshire portion of the Connecticut River watershed.

Although not a permit requirement, it is recommended that any facilities planning that might be conducted for this facility consider alternatives for further enhancing nitrogen reduction beyond the requirements in this permit.

### **5.1.9.2 Phosphorus**

While phosphorus is an essential nutrient for the growth of aquatic plants, it can stimulate rapid plant growth in freshwater ecosystems when it is present in high quantities. The excessive growth of aquatic plants and algae within freshwater systems negatively impacts water quality and can interfere with the attainment of designated uses by: 1) increasing oxygen demand within the water body to support an increase in both plant respiration and the biological breakdown of

---

<sup>20</sup> For more information see <http://longislandsoundstudy.net/about/our-mission/management-plan/hypoxia/>

dead organic (plant) matter; 2) causing an unpleasant appearance and odor; 3) interfering with navigation and recreation; 4) reducing water clarity; 5) reducing the quality and availability of suitable habitat for aquatic life; 6) producing toxic cyanobacteria during certain algal blooms. Cultural (or accelerated) eutrophication is the term used to describe dense and excessive plant growth in a water body that results from nutrients entering the system as a result of human activities. Discharges from municipal and industrial wastewater treatment plants, agriculture runoff, and stormwater are examples of human-derived (i.e. anthropogenic) sources of nutrients in surface waters.

The 2008 Permit does not include any phosphorus monitoring or reporting requirements. However, the permit renewal application did include an average daily value of 1.4 mg/L and a daily maximum of 1.8 mg/L of phosphorus. These results were based on three samples.

The New Hampshire Surface Water Quality Regulations contain a narrative criterion, which limits phosphorus to the level that will not impair a water body's designated use. Specifically, Env-Wq 1703.14(b) states that, "Class B waters shall contain no phosphorus or nitrogen in such concentrations that would impair any existing or designated uses, unless naturally occurring." Env-Wq 1703.14(c), further states that, "Existing discharges containing either phosphorus or nitrogen which encourage cultural eutrophication shall be treated to remove phosphorus or nitrogen to ensure attainment and maintenance of water quality standards." Cultural eutrophication is defined in Env-Wq 1702.15 as, "... the human-induced addition of wastes that contain nutrients to surface waters. resulting in excessive plant growth or a decrease in dissolved oxygen, or both."

In the absence of numeric criteria for phosphorus, EPA uses nationally recommended criteria and other technical guidance to develop effluent limitations for the discharge of phosphorus. EPA has published national guidance documents that contain recommended total phosphorus criteria and other indicators of eutrophication. EPA's 1986 *Quality Criteria for Water* (the "Gold Book") recommends that in-stream phosphorus concentrations not exceed 0.05 mg/L in any stream entering a lake or reservoir. 0.1 mg/L for any stream not discharging directly to lakes or impoundments, and 0.025 mg/L within a lake or reservoir. For this segment of the Connecticut River, 0.09 mg/L would apply downstream of the discharge, as New Hampshire regulations require 10% of the assimilative capacity be reserved in addition to the EPA standards.

More recently, EPA has released recommended Ecoregional Nutrient Criteria, established as part of an effort to reduce problems associated with excess nutrients in water bodies in specific areas of the country. The published criteria represent conditions in waters within ecoregions that are minimally impacted by human activities, and thus free from the effects of cultural eutrophication. Lancaster is located within Ecoregion VIII, Nutrient Poor Largely Glaciated Upper Midwest and Northeast. The recommended total phosphorus criteria for this ecoregion, found in [Ambient Water Quality Criteria Recommendations: Information Supporting the Development of State and Tribal Nutrient Criteria, Rivers and Streams in Ecoregion VIII](#) (EPA 2001) is 10 µg/L (0.010 mg/L).

EPA uses the effects-based Gold Book threshold as a general target applicable in free-flowing streams. As the Gold Book notes, there are natural conditions of a water body that can result in

either increased or reduced eutrophication response to phosphorus inputs; in some waters more stringent phosphorus reductions may be needed, while in some others a higher total phosphorus threshold could be assimilated without inducing a eutrophic response. In this case, EPA is not aware of any evidence that Little Brook is unusually susceptible to eutrophication impacts, so that the 100 µg/L threshold appears sufficient in this receiving water. EPA is not aware of evidence of factors that are reducing eutrophic response in Little Brook downstream of the discharge.

Elevated concentration of chlorophyll a, excessive algal and macrophyte growth, and low levels of dissolved oxygen are all effects of nutrient enrichment. The relationship between these factors and high in-stream total phosphorus concentrations is well documented in scientific literature, including guidance developed by EPA to address nutrient over-enrichment (Nutrient Criteria Technical Guidance Manual – Rivers and Streams, EPA July 2000 [EPA-822-B-00-002]).

Sampling data from June 2015 to February 2020, summarized below in Table 5, reported 24 in-stream phosphorus concentrations collected at Station 58-CNT located about 3,525 feet upstream of the Lancaster WWTF. This data shows the median upstream phosphorus concentration for the last 5 years has been 0.013 mg/L.

**Table 5: Instream Total Phosphorus Concentrations (mg/L)**

	Station 58-CNT (3,525' upstream of WWTF)
6/24/2015	0.0231
6/24/2015	0.026
7/22/2015	0.0198
8/18/2015	0.00925
8/18/2015	0.00979
6/20/2016	0.00949
7/11/2016	0.0139
8/16/2016	0.0259
10/17/2016	0.0068
3/6/2017	0.0136
6/19/2017	0.0122
6/19/2017	0.015
7/24/2017	0.00998
8/14/2017	0.0135
4/2/2018	0.0268
6/18/2018	0.0156
7/16/2018	0.0081
8/13/2018	0.0109
6/17/2019	0.00974
7/15/2019	0.0167
8/12/2019	0.0132
10/16/2019	0.0263
2/11/2020	0.00949
2/11/2020	0.0102

In determining whether the discharge has the reasonable potential to cause or contribute to excursions above the instream water quality criteria for phosphorus, EPA used the mass balance equation presented in Appendix B to project the phosphorus concentration downstream of the discharge. If there is reasonable potential, this mass balance equation is also used to determine the limit that is required in the permit.

Based on the ambient data presented above, the upstream 7Q10 flow, and the design flow and effluent phosphorus concentration from the Facility, it was determined that the downstream concentration is 20 µg/L. Since this does not exceed the instream target of 90 µg/L, the Draft Permit proposes no new phosphorus limits.

### **5.1.10 Metals**

Dissolved fractions of certain metals in water can be toxic to aquatic life. Therefore, there is a need to limit toxic metal concentrations in the effluent where aquatic life may be impacted. For the development of the Draft Permit, analyses were completed to evaluate whether there is reasonable potential for effluent discharges to cause or contribute to exceedances of the water quality criteria for aluminum, cadmium, copper, lead, nickel and zinc and/or to evaluate whether any existing limits in the 2008 Permit for these metals continue to be protective, given the updated upstream hydrologic and chemical characteristics of the receiving water. The 2008 Permit does not include effluent limits for metals. A summary of recent metals monitoring results is provided in Appendix A.

#### **5.1.10.1 Applicable Metals Criteria**

State water quality criteria for cadmium, copper, lead, nickel and zinc are established in terms of dissolved metals. However, many inorganic components of domestic wastewater, including metals, are in particulate form, and differences in the chemical composition between the effluent and the receiving water affects the partitioning of metals between the particulate and dissolved fractions as the effluent mixes with the receiving water, often resulting in a transition from the particulate to dissolved form (*The Metals Translator: Guidance for Calculating a Total Recoverable Permit Limit from a Dissolved Criterion* (USEPA 1996 [EPA-823-B96-007])). Consequently, quantifying only the dissolved fraction of metals in the effluent prior to discharge may not accurately reflect the biologically-available portion of metals in the receiving water. Regulations at 40 C.F.R. § 122.45(c) require, with limited exceptions, that effluent limits for metals in NPDES permits be expressed as total recoverable metals.

The criteria for cadmium, copper, lead, nickel and zinc are hardness-dependent using the equations in NH Env Wq-1703. The estimated hardness of the Connecticut River downstream of the treatment plant is calculated using the critical low flow (7Q10), the design flow of the treatment plant, and the median hardness for both the receiving water upstream of the discharge and the treatment plant effluent. Effluent and receiving water data are presented in Appendix A. Using the mass balance equation discussed in Appendix B, the resulting downstream hardness is 22.2 mg/L and the corresponding criteria are also presented in Appendix B.

New Hampshire aluminum criteria are not hardness dependent and should be applied in terms of acid-soluble aluminum (*See* Table 1703-1, Note S). However, without site-specific data showing

the fraction of downstream aluminum in the acid-soluble form, EPA assumes that the ratio of acid soluble to total recoverable aluminum is 1:1.

#### **5.1.10.2 Reasonable Potential Analysis and Limit Derivation**

To determine whether the effluent has the reasonable potential to cause or contribute to an exceedance above the in-stream water quality criteria for each metal, EPA uses the mass balance equation presented in Appendix B to project the concentration downstream of the discharge and, if applicable, to determine the limit required in the permit.

The results of this analysis for each metal are presented in Appendix B. As shown in Appendix B, the Draft Permit includes no new limits for metals as no reasonable potential was shown. As no reasonable potential was shown, the monthly monitoring and reporting requirement for aluminum is removed in the Draft Permit. However, effluent and ambient monitoring for each of the metals presented above, including aluminum, will continue to be required in the annual WET tests.

#### **5.1.11 Whole Effluent Toxicity**

CWA §§ 402(a)(2) and 308(a) provide EPA and States with the authority to require toxicity testing. Section 308 specifically describes biological monitoring methods as techniques that may be used to carry out objectives of the CWA. Whole effluent toxicity (WET) testing is conducted to ensure that the additivity, antagonism, synergism and persistence of the pollutants in the discharge do not cause toxicity, even when the pollutants are present at low concentrations in the effluent. The inclusion of WET requirements in the Draft Permit will assure that the Facility does not discharge combinations of pollutants into the receiving water in amounts that would be toxic to aquatic life or human health.

In addition, under CWA § 301(b)(1)(C), discharges are subject to effluent limitations based on WQSs. Under CWA §§ 301, 303 and 402, EPA and the States may establish toxicity-based limitations to implement the narrative water quality criteria calling for “no toxics in toxic amounts”. *See also* 40 C.F.R. § 122.44(d)(1). New Hampshire statute and regulations state that, “all surface waters shall be free from toxic substances or chemical constituents in concentrations or combination that injure or are inimical to plants, animals, humans, or aquatic life....” (N.H. RSA 485-A:8, VI and the N.H. Code of Administrative Rules, PART Env-Wq 1703.21(a)(1)). National studies conducted by the EPA have demonstrated that domestic sources, as well as industrial sources, contribute toxic constituents to POTWs. These constituents include metals, chlorinated solvents, aromatic hydrocarbons and others. Some of these constituents may cause synergistic effects, even if they are present in low concentrations. Because of the source variability and contribution of toxic constituents in domestic and industrial sources, reasonable potential may exist for this discharge to cause or contribute to an exceedance of the “no toxics in toxic amounts” narrative water quality standard.

In accordance with current EPA guidance, whole effluent acute effects are regulated by limiting the concentration that is lethal to 50% of the test organisms, known as the LC<sub>50</sub>. Discharges having a dilution factor greater than 100 require acute toxicity testing twice per year for two species with an LC<sub>50</sub> limit of greater than or equal to 50% effluent. However, EPA has

previously granted Lancaster a reduction in monitoring frequency to once per year based on consistent compliance with the WET test limits.

The acute WET limit in the 2008 Permit is  $LC_{50}$  greater than or equal to 50%, using the daphnid (*Ceriodaphnia dubia*) and the fathead minnow (*Pimephales promelas*) as the test species with frequency of once per year. The Facility has consistently met these limits (Appendix A).

Based on the potential for toxicity, the state narrative water quality criterion, the dilution factor of 215, the facility's consistent compliance with the limits and in accordance with 40 C.F.R. § 122.44(d), the Draft Permit continues the effluent limits from the 2008 Permit including the test organism and the testing frequency of once per year. Toxicity testing must be performed in accordance with the updated EPA Region 1 WET test procedures and protocols specified in Attachment A, *Freshwater Acute Toxicity Test Procedure and Protocol* (February 2011) of the Draft Permit.

In addition, EPA's 2018 *National Recommended Water Quality Criteria* for aluminum are calculated based on water chemistry parameters that include dissolved organic carbon (DOC), hardness and pH. Since aluminum monitoring is required as part of each WET test, an accompanying new testing and reporting requirement for DOC, in conjunction with each WET test, is warranted in order to assess potential impacts of aluminum in the receiving water.

## **5.2 Sludge Conditions**

Section 405(d) of the Clean Water Act requires that EPA develop technical standards regarding the use and disposal of sewage sludge. On February 19, 1993, EPA promulgated technical standards. These standards are required to be implemented through permits. The conditions in the permit satisfy this requirement.

## **5.3 Infiltration/Inflow (I/I)**

Infiltration is groundwater that enters the collection system through physical defects such as cracked pipes, or deteriorated joints. Inflow is extraneous flow entering the collection system through point sources such as roof leaders, yard and area drains, sump pumps, manhole covers, tide gates, and cross connections from storm water systems. Significant I/I in a collection system may displace sanitary flow, reducing the capacity and the efficiency of the treatment works and may cause bypasses to secondary treatment. It greatly increases the potential for sanitary sewer overflows (SSOs) in separate systems, and combined sewer overflows (CSOs) in combined systems.

The Draft Permit includes a requirement for the permittee to control infiltration and inflow (I/I) within the sewer collections system it owns and operates. The Permittee shall develop an I/I removal program commensurate with the severity of I/I in the collection system. This program may be scaled down in sections of the collection system that have minimal I/I.

## **5.4 Operation and Maintenance of the Sewer System**

The standard permit conditions for ‘Proper Operation and Maintenance’, found at 40 C.F.R. § 122.41(e), require the proper operation and maintenance of permitted wastewater systems and related facilities to achieve compliance with permit conditions. The requirements at 40 C.F.R. § 122.41(d) impose a ‘duty to mitigate,’ which requires the permittee to “take all reasonable steps to minimize or prevent any discharge in violation of the permit that has a reasonable likelihood of adversely affecting human health or the environment. EPA maintain that an I/I removal program is an integral component of ensuring permit compliance with the requirements of the permit under the provisions at 40 C.F.R. § 122.41(d) and (e).

General requirements for proper operation and maintenance, and mitigation have been included in Part II of the permit. Specific permit conditions have also been included in Part I.C. and I.D. of the Draft Permit. These requirements include mapping of the wastewater collection system, preparing and implementing a collection system operation and maintenance plan, reporting of unauthorized discharges including SSOs, maintaining an adequate maintenance staff, performing preventative maintenance, controlling inflow and infiltration to separate sewer collection systems (combined systems are not subject to I/I requirements) to the extent necessary to prevent SSOs and I/I related effluent violations at the Wastewater Treatment Facility, and maintaining alternate power where necessary. These requirements are included to minimize the occurrence of permit violations that have a reasonable likelihood of adversely affecting human health or the environment.

## **5.5 Standard Conditions**

The standard conditions of the permit are based on 40 C.F.R. §122, Subparts A, C, and D and 40 C.F.R. § 124, Subparts A, D, E, and F and are consistent with management requirements common to other permits.

## **6.0 Federal Permitting Requirements**

### **6.1 Endangered Species Act**

Section 7(a) of the Endangered Species Act of 1973, as amended (ESA), grants authority to and imposes requirements on Federal agencies regarding endangered or threatened species of fish, wildlife, or plants (listed species) and any habitat of such species that has been designated as critical under the ESA (a “critical habitat”).

Section 7(a)(2) of the ESA requires every federal agency, in consultation with and with the assistance of the Secretary of Interior, to ensure that any action it authorizes, funds or carries out, in the United States or upon the high seas, is not likely to jeopardize the continued existence of any listed species or result in the destruction or adverse modification of critical habitat. The United States Fish and Wildlife Service (USFWS) administers Section 7 consultations for freshwater species. The National Oceanic and Atmospheric Administration Fisheries Service (NOAA Fisheries) administers Section 7 consultations for marine and anadromous species.

The Federal action being considered in this case is EPA's proposed NPDES permit for the Facility's discharge of pollutants. The Draft Permit is intended to replace the 2008 Permit in governing the Facility. As the federal agency charged with authorizing the discharge from this Facility, EPA determines potential impacts to federally listed species and initiates consultation with the Services when required under § 7(a)(2) of the ESA.

EPA has reviewed the federal endangered or threatened species of fish, wildlife, and plants in the expected action area of the WWTF outfall to determine if EPA's proposed NPDES permit could potentially impact any such listed species. For protected species under the jurisdiction of the USFWS, EPA has determined that two threatened species, the northern long-eared bat (*Myotis septentrionalis*) and the Canada lynx (*Lynx canadensis*), and one endangered species, the dwarf wedgemussel (DWM) (*Alasmidonta heterodon*) may potentially be found in the area of the discharge.

According to the USFWS, the threatened northern long-eared bat occurs "statewide" in New Hampshire. It is found in "winter – mines and caves, summer – wide variety of forested habitats". This species is not aquatic, so the Facility discharge will have no direct effect on this mammal. Further, the permit action is also expected to have no indirect effect on the species because it is not expected to impact insects, the primary prey of the northern long-eared bat. Therefore, the proposed permit action is deemed to have no impact on this listed species.

According to the USFWS, the distribution of the threatened Canada lynx in North America is closely associated with the distribution of North American boreal forest. This is not an aquatic species. Therefore, the proposed permit action will have no direct or indirect effect on this listed species.

Additionally, the EPA has determined that the endangered dwarf wedgemussel (DWM) is expected to be in the mainstem of the Connecticut River adjacent to Lancaster, NH and Guildhall, VT. According to USFWS, no critical habitat rules have been published for the dwarf wedgemussel<sup>21</sup>.

A review of the marine and anadromous protected species shows there are no known federally listed threatened or endangered species or their critical habitat under the jurisdiction of NOAA Fisheries within the vicinity of the Lancaster discharge.<sup>22</sup> Therefore, ESA consultation with NOAA Fisheries will not be required for this discharge.

Based on the relevant information examined, EPA finds that the renewal of the Lancaster WWTF NPDES permit may affect only one protected species, the endangered dwarf wedgemussel. EPA has made the preliminary determination that the action may affect but is not likely to adversely affect the dwarf wedgemussel. EPA is coordinating a review of and is requesting concurrence with this finding with the USFWS through the Draft Permit, this Fact Sheet and a request for concurrence letter submitted to the New England Field Office of the USFWS.

---

<sup>21</sup> See §7 resources for USFWS at <https://ecos.fws.gov/ipac/>.

<sup>22</sup> See <https://www.fisheries.noaa.gov/resource/map/greater-atlantic-region-esa-section-7-mapper>



At the beginning of the public comment period, EPA notified USFWS and NOAA Fisheries Protected Resources Division that the Draft Permit and Fact Sheet were available for review and provided a link to the EPA NPDES Permit website to allow direct access to the documents.

## 6.2 Essential Fish Habitat

Under the 1996 Amendments (PL 104-267) to the Magnuson-Stevens Fishery Conservation and Management Act (*see* 16 U.S.C. § 1801 *et seq.*, 1998), EPA is required to consult with NOAA Fisheries if EPA's action or proposed actions that it funds, permits, or undertakes, "may adversely impact any essential fish habitat." 16 U.S.C. § 1855(b).

The Amendments broadly define "essential fish habitat" (EFH) as: "waters and substrate necessary to fish for spawning, breeding, feeding, or growth to maturity." 16 U.S.C. § 1802(10). "Adverse impact" means any impact that reduces the quality and/or quantity of EFH 50 C.F.R. § 600.910(a). Adverse effects may include direct (e.g., contamination or physical disruption), indirect (e.g., loss of prey, reduction in species' fecundity), or site specific or habitat-wide impacts, including individual, cumulative, or synergistic consequences of actions. EFH is only designated for fish species for which federal Fisheries Management Plans exist. *See* 16 U.S.C. § 1855(b)(1)(A). EFH designations for New England were approved by the U.S. Department of Commerce on March 3, 1999.

According to NOAA Fisheries, the Connecticut River is EFH for Atlantic salmon (*Salmo salar*). EPA has concluded that the limits and conditions contained in the Draft Permit minimize adverse effects to EFH for the following reasons:

- This Draft Permit action does not constitute a new source of pollutants. It is the reissuance of an existing NPDES permit.
- The Facility withdraws no water from the Connecticut River, so no life stages of Atlantic salmon are vulnerable to impingement or entrainment from this Facility.
- Total suspended solids, biochemical oxygen demand, total residual chlorine, fecal coliform and pH are regulated by the Draft Permit to meet water quality standards.
- The Draft Permit prohibits the discharge from violating state water quality standards.
- The Draft Permit requires yearly toxicity testing to ensure that the discharge does not present toxicity problems.
- The effluent limitations and conditions in the Draft Permit were developed to be protective of all aquatic life.
- The Draft Permit prohibits the discharge to cause a violation of state water quality standards.

EPA believes the Draft Permit adequately protects EFH and therefore additional mitigation is not warranted. Should adverse impacts to EFH be detected as a result of this permit action, or if new information is received that changes the basis for EPA's conclusions, NOAA Fisheries Habitat Division will be contacted and an EFH consultation will be re-initiated.

At the beginning of the public comment period, EPA notified NOAA Fisheries Habitat Division that the Draft Permit and Fact Sheet were available for review and provided a link to the EPA NPDES Permit website to allow direct access to the documents.

In addition to this Fact Sheet and the Draft Permit, information to support EPA's finding was included in a letter under separate cover and sent to the NOAA Fisheries Habitat Division during the public comment period.

## **7.0 Public Comments, Hearing Requests and Permit Appeals**

All persons, including applicants, who believe any condition of the Draft Permit is inappropriate must raise all issues and submit all available arguments and all supporting material for their arguments in full by the close of the public comment period, to:

Robin Johnson  
EPA Region 1  
5 Post Office Square, Suite 100 (06-1)  
Boston, MA 02109-3912  
Telephone: (617) 918-1045  
Email: [johnson.rob@epa.gov](mailto:johnson.rob@epa.gov)

Prior to the close of the public comment period, any person, may submit a written request to EPA and the State Agency for a public hearing to consider the Draft Permit. Such requests shall state the nature of the issues proposed to be raised in the hearing. A public hearing may be held if the criteria stated in 40 C.F.R. § 124.12 are satisfied. In reaching a final decision on the Draft Permit, the EPA will respond to all significant comments in a Response to Comments document attached to the Final Permit and make these responses available to the public at EPA's Boston office and on EPA's website.

Following the close of the comment period, and after any public hearings, if such hearings are held, the EPA will issue a Final Permit decision, forward a copy of the final decision to the applicant, and provide a copy or notice of availability of the final decision to each person who submitted written comments or requested notice. Within 30 days after EPA serves notice of the issuance of the Final Permit decision, an appeal of the federal NPDES permit may be commenced by filing a petition for review of the permit with the Clerk of EPA's Environmental Appeals Board in accordance with the procedures at 40 C.F.R. § 124.19.

## 8.0 Administrative Record

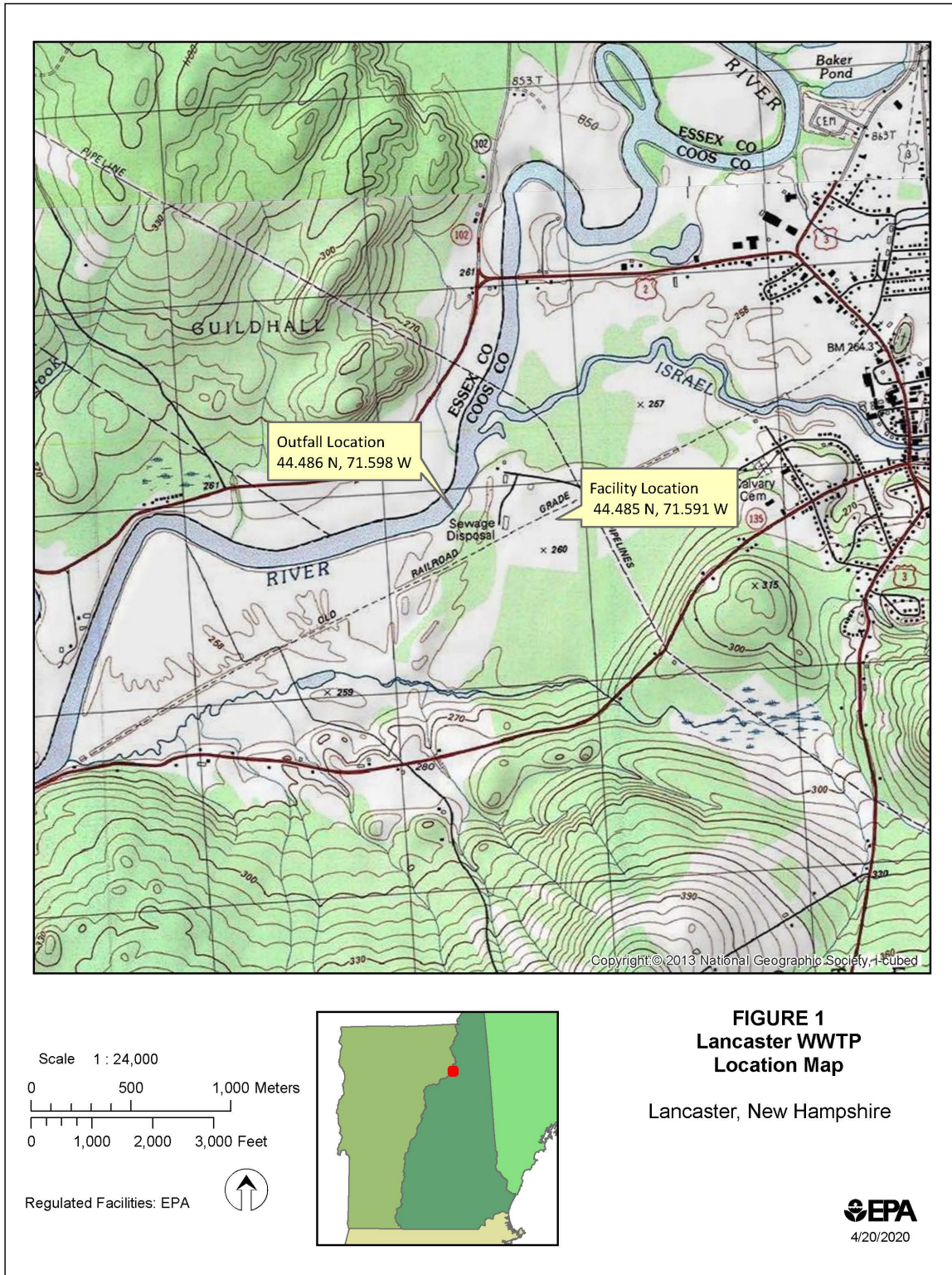
The administrative record on which this Draft Permit is based may be accessed at EPA's Boston office by appointment, Monday through Friday, excluding holidays from Robin Johnson, EPA Region1, 5 Post Office Square, Suite-100 (06-1), Boston, MA 02109-3912 or via email to [johnson.robins@epa.gov](mailto:johnson.robins@epa.gov).

June 2020  
Date

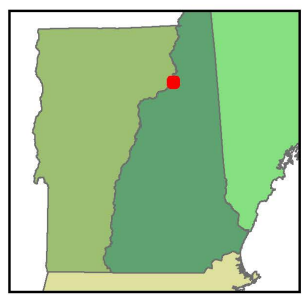
---

Ken Moraff, Director  
Water Division  
U.S. Environmental Protection Agency

**Figure 1: Lancaster WWTF Location Map**



Scale 1 : 24,000  
0 500 1,000 Meters  
0 1,000 2,000 3,000 Feet  
Regulated Facilities: EPA

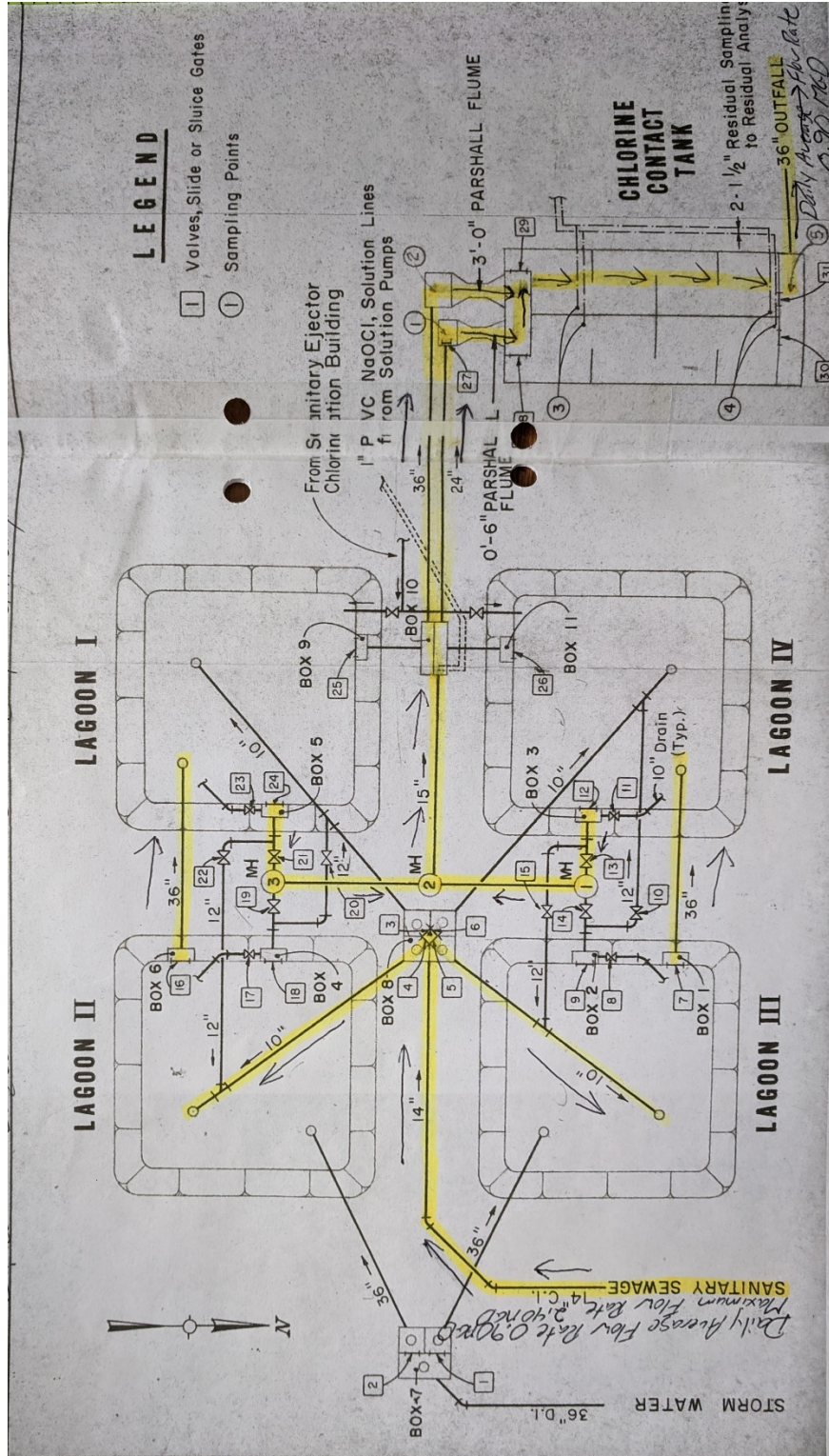


**FIGURE 1  
Lancaster WWTF  
Location Map**

Lancaster, New Hampshire



Figure 2: Lancaster WWTF Flow Diagram



## Outfall 001 - Effluent

Parameter	Flow	Flow	BOD5	BOD5	BOD5	BOD5	BOD5
	Monthly Ave	Daily Max	Monthly Ave	Monthly Ave	Weekly Ave	Weekly Ave	Daily Max
Units	MGD	MGD	lb/d	mg/L	lb/d	mg/L	lb/d
Effluent Limit	Report	Report	300	30	450	45	500
Minimum	0.32	0.5	9.97	4	12.93	5	12.93
Maximum	1.73	2.94	240.21	18	542.1	26	542.1
Median	0.71	1.63	57.635	9	88.03	13	88.03
No. of Violations	N/A	N/A	0	0	1	0	1
3/31/2015	0.61	0.96	80.02	15	104.08	17	104.08
4/30/2015	1.48	2.47	130.66	11	243.95	15	243.95
5/31/2015	0.88	2.47	53.83	8	78.4	10	75.06
6/30/2015	1.37	2.94	61.47	7	75.81	9	75.81
7/31/2015	0.73	1.71	45.59	8	71.31	11	71.31
8/31/2015	0.474	1.16	26.81	8	32.69	9	29.77
9/30/2015	0.52	2.41	34.3	9	46.54	10	46.54
10/31/2015	0.65	2.45	91.58	9	306.5	15	306.5
11/30/2015	0.46	0.94	16.83	6	26.69	7	26.69
12/31/2015	0.8	1.73	77.66	11	129.6	14	129.6
1/31/2016	0.72	1.24	51.9	9	72.06	10	65.89
2/29/2016	1.02	2.5	240.21	18	542.1	26	542.1
3/31/2016	1.03	1.65	112.36	13	198.08	19	198.08
4/30/2016	0.91	1.37	92.16	10	148.54	13	148.54
5/31/2016	0.78	1.43	29.83	4	61.05	6	61.05
6/30/2016	0.58	1.03	50.74	11	79.56	18	79.56
7/31/2016	0.42	0.81	31.74	11	40.87	14	40.87
8/31/2016	0.52	1.12	62.47	13	130.77	14	130.77
9/30/2016	0.42	0.73	46.54	13	88.24	23	88.24
10/31/2016	0.46	1.31	23.98	8	26.02	10	26.02
11/30/2016	0.36	0.98	9.97	4	12.93	5	12.93
12/31/2016	0.69	1.23	57.66	9	95.41	11	95.41
1/31/2017	0.69	1.02	72.33	12	80.56	14	80.56
2/28/2017	0.78	2.49	64.68	13	76.98	15	76.98
3/31/2017	1.43	2.34	130.79	9	370.8	19	370.8
4/30/2017	1.36	2.17	126.79	10	147.45	13	147.45
5/31/2017	1.23	2.14	63.89	7	83.4	9	83.4
6/30/2017	0.96	1.89	58.35	7	110.09	10	110.09
7/31/2017	0.77	2.03	32.88	6	72.06	8	42.03
8/31/2017	0.44	1.29	22.16	8	48.21	17	48.21
9/30/2017	0.36	0.92	37.24	12	59.05	13	59.15

## Outfall 001 - Effluent

Parameter	Flow	Flow	BOD5	BOD5	BOD5	BOD5	BOD5
	Monthly Ave	Daily Max	Monthly Ave	Monthly Ave	Weekly Ave	Weekly Ave	Daily Max
Units	MGD	MGD	lb/d	mg/L	lb/d	mg/L	lb/d
Effluent Limit	Report	Report	300	30	450	45	500
10/31/2017	0.42	1.22	38.85	9	81.4	12	81.4
11/30/2017	0.56	1.12	31.01	7	42.2	11	42.2
12/31/2017	0.5	0.82	31.53	8	33.36	8	36.03
1/31/2018	1.27	2.34	143.95	12	266.88	16	266.88
2/28/2018	1.29	2.49	96.85	8	186.9	10	186.9
3/31/2018	0.86	1.64	78.05	8	136.78	10	136.78
4/30/2018	1.3	2.67	117.39	11	156.88	12	156.88
5/31/2018	0.91	1.69	57.61	7	100.75	9	100.75
6/30/2018	0.44	1.66	15.03	4.8	36.78	9	36.78
7/31/2018	0.45	1.41	40.01	9	87.82	13	87.82
8/31/2018	0.48	2.12	63.09	16	119.1	21	119.1
9/30/2018	0.46	1.15	62.89	14	102.08	17	102.08
10/31/2018	0.52	1.18	46.25	11	74.81	13	74.81
11/30/2018	0.61	1.1	41.07	9	52.54	10	52.54
12/31/2018	0.72	1.62	67.22	11	157.63	14	157.63
1/31/2019	0.9	1.94	70.15	9	125.43	12	125.43
2/28/2019	0.84	1.53	79.36	12	131.11	12	131.11
3/31/2019	0.7	2.55	56.9	13	63.8	17	63.8
4/30/2019	1.73	2.69	113.68	9	126.77	10	126.77
5/31/2019	1.26	2.43	49.02	5	117.59	10	117.59
6/30/2019	0.74	1.79	34.63	6	43.2	7	43.2
7/31/2019	0.65	1.9	50.06	11	89.99	13	89.99
8/31/2019	0.32	0.5	50.71	15	62.55	15	62.55
9/30/2019	0.53	1.28	75.16	15	149.45	18	149.45
10/31/2019	0.74	2.13	56.4	11	73.56	14	73.56
11/30/2019	0.63	1.02	40.49	8	71.72	10	71.72
12/31/2019	0.74	1.44	72.48	12	98.08	14	98.08
1/31/2020	0.86	2.03	67.84	11	127.27	14	127.27
2/29/2020	0.65	1.45	96.37	14	181.4	16	181.4

## Outfall 001 - Effluent

Parameter	BOD5	BOD5	TSS	TSS	TSS	TSS	TSS
	Daily Max	Minimum	Monthly Ave	Monthly Ave	Weekly Ave	Weekly Ave	Daily Max
Units	mg/L	%	lb/d	mg/L	lb/d	mg/L	lb/d
Effluent Limit	50	85	300	30	450	45	500
Minimum	5	68	4.3	1.4	9.26	2	8.17
Maximum	26	96	241.22	22	551.69	30	551.69
Median	13	91	50.105	10	86.485	12.5	84.36
No. of Violations	0	9	0	0	1	0	1
3/31/2015	17	87	29.99	6	32.03	7	32.03
4/30/2015	15	76	173.86	15	374.05	23	374.05
5/31/2015	9	93	50	8	164.63	21	74.14
6/30/2015	9	89	47.04	5	67.39	8	67.39
7/31/2015	11	91	41.48	6	85.57	10	85.57
8/31/2015	9	95	21.6	6	38.28	9	38.28
9/30/2015	10	94	40.87	11	46.54	14	46.54
10/31/2015	15	93	145.5	13	551.69	27	551.69
11/30/2015	7	95	20.06	7	32.03	10	32.03
12/31/2015	14	89	97.23	14	148.12	17	148.12
1/31/2016	10	88	64.43	11	112.09	14	79.06
2/29/2016	26	79	127.92	10	271.05	13	271.05
3/31/2016	19	84	143.33	18	208.5	23	208.5
4/30/2016	13	70	145.41	17	197.58	23	197.58
5/31/2016	6	95	19.93	3	40.7	4	40.7
6/30/2016	18	89	43.43	10	60.05	15	60.05
7/31/2016	14	91	38.37	14	39.45	16	39.45
8/31/2016	14	90	67.26	16	149.45	23	149.45
9/30/2016	23	92	56.66	15	115.09	30	115.09
10/31/2016	10	94	29.9	10	43.37	11	43.37
11/30/2016	5	95	16.49	7	21.35	8	21.35
12/31/2016	11	92	69.62	11	104.08	12	104.08
1/31/2017	14	83	65.87	11	71.06	12	71.06
2/28/2017	15	88	36.01	7	53.29	9	53.29
3/31/2017	19	74	102.93	7	234.19	12	234.19
4/30/2017	13	68	149.35	13	260.88	23	260.88
5/31/2017	9	86	42.47	5	51.04	6	51.04
6/30/2017	10	93	32.28	4	55.04	6	55.04
7/31/2017	8	91	16.24	3	48.04	6	27.02
8/31/2017	17	96	15.39	5	31.19	11	31.19
9/30/2017	13	91	28.86	9	49.21	10	49.21



## Outfall 001 - Effluent

Parameter	BOD5	BOD5	TSS	TSS	TSS	TSS	TSS
	Daily Max	Minimum	Monthly Ave	Monthly Ave	Weekly Ave	Weekly Ave	Daily Max
Units	mg/L	%	lb/d	mg/L	lb/d	mg/L	lb/d
Effluent Limit	50	85	300	30	450	45	500
10/31/2017	12	93	63.97	12	172.97	17	172.97
11/30/2017	11	94	44.52	10	50.46	11	50.46
12/31/2017	8	93	38.59	10	45.87	11	45.04
1/31/2018	16	83	141.87	13	283.56	17	283.56
2/28/2018	10	88	82.26	7	145.37	8	145.37
3/31/2018	10	86	49.34	6	80.06	8	80.06
4/30/2018	12	89	241.22	22	313.75	25	313.75
5/31/2018	9	93	77.51	8	264.46	21	264.46
6/30/2018	9	96	4.3	1.4	9.26	3	8.17
7/31/2018	13	95	50.21	11	135.11	20	135.11
8/31/2018	21	86	85.52	22	153.12	30	153.12
9/30/2018	17	91	75.67	17	107.42	23	107.42
10/31/2018	13	94	83.65	20	138.11	24	138.11
11/30/2018	10	90	55.56	11	80.56	14	80.56
12/31/2018	14	93	66.2	11	146.37	13	146.37
1/31/2019	12	88	77.83	10	125.43	14	125.43
2/28/2019	12	93	43.2	6	87.4	8	87.4
3/31/2019	17	88	16.41	3.5	28.36	6	28.36
4/30/2019	10	89	120.43	10	177.48	14	177.48
5/31/2019	10	93	42.92	4	152.87	13	152.87
6/30/2019	7	94	12.22	2	18.18	2	18.18
7/31/2019	13	86	46.29	10	83.07	12	83.07
8/31/2019	15	93	49.21	14	75.06	18	75.06
9/30/2019	18	86	99.08	21	181.48	27	181.48
10/31/2019	14	92	86.84	17	152.37	29	152.37
11/30/2019	10	93	38.64	7	64.55	9	64.55
12/31/2019	14	84	65.91	11	84.07	12	84.07
1/31/2020	14	85	57.51	9	90.91	10	90.91
2/29/2020	16	90	44.6	7	84.65	7	84.65

## Outfall 001 - Effluent

Parameter	TSS	TSS	pH	pH	E. coli	E. coli	TRC
	Daily Max	Minimum	Minimum	Maximum	Monthly Geometric Mean	Daily Max	Monthly Ave
Units	mg/L	%	SU	SU	#/100mL	#/100mL	mg/L
Effluent Limit	50	85	6.5	8	126	406	1
Minimum	2	57	6.6	7	1	0	0.31
Maximum	30	99	7.2	9.7	4.84	920.8	0.73
Median	12	89	7	7.4	1.08	2	0.55
No. of Violations	0	13	0	3	0	1	0
3/31/2015	7	93	6.6	7	1	0	0.61
4/30/2015	23	61	6.8	7.7	1	1	0.73
5/31/2015	11	93	7.2	8.1	1	0	0.55
6/30/2015	8	91	7.1	7.5	1.07	2	0.58
7/31/2015	10	94	7	7.5	1	0	0.57
8/31/2015	9	96	7	7.5	1.22	6.1	0.61
9/30/2015	14	93	7.1	7.4	2.13	920.8	0.59
10/31/2015	27	89	6.9	7.3	1	0	0.7
11/30/2015	10	93	6.9	7.5	1	0	0.62
12/31/2015	17	82	7.1	7.6	2.64	16.6	0.55
1/31/2016	13	80	6.8	7.3	1.52	28.5	0.55
2/29/2016	13	87	6.6	7.2	2.35	98.4	0.55
3/31/2016	23	64	6.7	7.7	1.13	3.1	0.7
4/30/2016	23	63	7.2	7.6	1	0	0.6
5/31/2016	4	96	7	7.3	1.07	2	0.52
6/30/2016	15	91	7.1	7.4	1	< 1	0.51
7/31/2016	16	90	7	7.3	1	0	0.42
8/31/2016	23	88	6.9	7.3	1.1	2	0.52
9/30/2016	30	89	7	7.3	1	1	0.48
10/31/2016	11	91	6.9	7.4	1	0	0.62
11/30/2016	8	89	7.1	7.6	1	0	0.57
12/31/2016	12	88	6.8	7.6	1.09	2	0.52
1/31/2017	12	88	6.8	7.1	1	1	0.57
2/28/2017	9	89	6.7	7	1.38	13.2	0.51
3/31/2017	12	78	6.7	7	1.23	5.2	0.64
4/30/2017	23	57	6.7	9.7	2.05	19.5	0.6
5/31/2017	6	90	6.7	7.7	1.51	9.6	0.49
6/30/2017	6	96	7.1	7.4	2.01	32.3	0.41
7/31/2017	6	96	7	7.4	1	1	0.48
8/31/2017	11	97	7.2	7.6	1	1	0.43
9/30/2017	10	96	7.1	7.6	1	1	0.38

## Outfall 001 - Effluent

Parameter	TSS	TSS	pH	pH	E. coli	E. coli	TRC
	Daily Max	Minimum	Minimum	Maximum	Monthly Geometric Mean	Daily Max	Monthly Ave
Units	mg/L	%	SU	SU	#/100mL	#/100mL	mg/L
Effluent Limit	50	85	6.5	8	126	406	1
10/31/2017	17	90	7.1	7.5	1.32	15.6	0.59
11/30/2017	11	89	7.2	7.5	1	0	0.61
12/31/2017	10	91	6.9	7.7	1	0	0.56
1/31/2018	17	78	6.8	7.2	4.01	93.4	0.58
2/28/2018	8	86	6.7	7	1.89	8.5	0.53
3/31/2018	8	85	6.8	7.1	1	0	0.54
4/30/2018	25	69	7	8.5	1.58	60.5	0.67
5/31/2018	21	91	7.1	7.7	1.17	4.1	0.5
6/30/2018	2	99	7.1	7.5	1	0	0.42
7/31/2018	20	93	6.9	7.4	1.95	52	0.31
8/31/2018	30	81	7.1	7.4	2.29	11	0.31
9/30/2018	23	89	7	7.5	1	0	0.55
10/31/2018	24	93	7	7.6	1	1	0.52
11/30/2018	14	87	7.2	7.6	1.85	7.3	0.53
12/31/2018	13	90	6.9	7.3	2.5	71.7	0.48
1/31/2019	14	86	6.7	7.1	1.12	3	0.54
2/28/2019	8	93	6.8	7	1	1	0.5
3/31/2019	6	96	6.7	7.2	1	1	0.57
4/30/2019	14	74	6.9	7.7	4.84	59.8	0.64
5/31/2019	13	89	7.1	8	1.89	161.6	0.61
6/30/2019	2	98	7.2	7.6	1	1	0.6
7/31/2019	12	87	7	7.3	2.26	285.1	0.51
8/31/2019	18	90	7	7.4	1	1	0.37
9/30/2019	27	79	7.1	7.4	1	0	0.58
10/31/2019	29	87	7	7.5	2.09	387.3	0.6
11/30/2019	9	92	7	7.5	1	1	0.61
12/31/2019	12	85	6.9	7.3	2.01	42.8	0.5
1/31/2020	10	84	6.8	7	1.3	11	0.59
2/29/2020	7	93	6.6	7.3	1.15	3.1	0.51

## Outfall 001 - Effluent

Parameter	TRC	Ammonia	Ammonia	TKN	TKN	TN	TN
	Daily Max	Monthly Ave	Daily Max	Monthly Ave	Daily Max	Monthly Ave	Monthly Ave
Units	mg/L	mg/L	mg/L	mg/L	mg/L	lb/d	mg/L
Effluent Limit	1	Report	Report	Report	Report	Report	Report
Minimum	0.66	2.2	2.2	4.4	4.4	16.44	5
Maximum	1.28	14	14	17	17	170.7	17
Median	0.94	7.3	7.35	9.8	9.8	60.8	9.8
No. of Violations	1	N/A	N/A	N/A	N/A	N/A	N/A
3/31/2015	0.96	12	12	16	16	85.4	16
4/30/2015	0.99	5.9	5.9	8.6	8.6	170.7	8.6
5/31/2015	0.83	3.6	3.6	5.9	5.9	62.98	5.9
6/30/2015	1	6.3	6.3	8	8	132.11	8
7/31/2015	0.93	5.4	5.4	7.6	7.6	49.44	7.6
8/31/2015	0.97	5.2	7.3	8.9	8.9	86.1	8.9
9/30/2015	1	6.8	6.8	9.7	9.7	30.74	9.7
10/31/2015	1	7.5	7.5	11	11	51.37	11
11/30/2015	0.98	7.7	7.7	9.3	9.3	33.35	9.3
12/31/2015	0.88	6	6	9.6	9.6	66.79	10.4
1/31/2016	0.85	6.6	6.6	10	10	63.38	10
2/29/2016	0.89	8.6	8.6	11	11	61.47	11
3/31/2016	0.92	6.2	6.2	8.8	8.8	63.12	8.8
4/30/2016	1.28	2.2	2.2	5.4	5.4	61.7	5.4
5/31/2016	0.79	7.4	7.4	11	11	63.3	11
6/30/2016	1	5.4	5.4	9.7	9.7	33.98	9.7
7/31/2016	0.95	9.8	9.8	11	11	33.03	11
8/31/2016	0.93	3	3	7.3	7.3	16.44	7.3
9/30/2016	0.98	6.9	6.9	11	11	33.94	11
10/31/2016	0.98	9.8	9.8	13	13	29.27	13
11/30/2016	0.89	10	10	13	13	23.85	13
12/31/2016	0.66	10	10	12	12	55.04	12
1/31/2017	0.88	11	11	14	14	64.22	14
2/28/2017	0.98	12	12	14	14	70.06	14
3/31/2017	0.9	6.3	6.3	9.3	9.3	146.59	9.3
4/30/2017	0.77	5.1	5.1	7	7	102.75	7
5/31/2017	0.75	4.3	4.3	7	7	60.13	7
6/30/2017	0.92	8.2	8.2	9.8	9.8	52.31	9.8
7/31/2017	0.95	8.2	8.2	9.1	9.1	54.64	9.1
8/31/2017	0.92	6.5	6.5	9.1	9.1	31.12	9.1
9/30/2017	0.96	9.4	9.4	11	11	33.03	11

## Outfall 001 - Effluent

Parameter	TRC	Ammonia	Ammonia	TKN	TKN	TN	TN
	Daily Max	Monthly Ave	Daily Max	Monthly Ave	Daily Max	Monthly Ave	Monthly Ave
Units	mg/L	mg/L	mg/L	mg/L	mg/L	lb/d	mg/L
Effluent Limit	1	Report	Report	Report	Report	Report	Report
10/31/2017	0.99	11	11	13	13	112.76	13
11/30/2017	0.85	13	13	14	14	56.05	14
12/31/2017	0.7	11	11	14	14	73.56	14
1/31/2018	0.79	14	14	17	17	56.71	17
2/28/2018	0.75	6.1	6.1	8	8	64.05	8
3/31/2018	1	5.5	5.5	7.2	7.2	58.25	7.2
4/30/2018	0.98	5.8	5.8	8.8	8.8	57.25	8.8
5/31/2018	0.91	8.2	8.2	9.8	9.8	73.56	9.8
6/30/2018	0.89	7.6	7.6	9.4	9.4	22.73	9.4
7/31/2018	0.84	3.4	3.4	6.6	6.6	77.61	6.6
8/31/2018	0.85	4.9	4.9	8.8	8.8	30.83	8.8
9/30/2018	1	6.6	6.6	11	11	73.39	11
10/31/2018	1	8.8	8.8	12	12	42.03	12
11/30/2018	0.8	10	10	11	11	99.08	11
12/31/2018	0.87	11	11	13	13	58.55	13
1/31/2019	1	10	10	13	13	88.9	13
2/28/2019	0.86	8.8	8.8	12	12	87.07	12
3/31/2019	1	11	11	13	13	48.79	13
4/30/2019	0.98	6	6	8.7	8.7	124.8	8.7
5/31/2019	0.84	4.1	4.1	5.1	5.1	48.06	5.1
6/30/2019	0.94	3.7	3.7	4.4	4.4	52.54	5
7/31/2019	0.98	4.1	4.1	5.9	5.9	27.06	5.9
8/31/2019	1	3.1	3.1	6.8	6.8	16.45	6.8
9/30/2019	0.95	5	5	7.7	7.7	70.64	7.7
10/31/2019	0.94	7.2	7.2	11	11	42.2	11
11/30/2019	0.87	8.6	8.6	9.8	9.8	62.12	9.8
12/31/2019	0.98	10	10	13	13	109.5	13
1/31/2020	0.99	11	11	13	13	129.02	13
2/29/2020	0.98	10	10	13	13	74.81	13

## Outfall 001 - Effluent

Parameter	TN	TN	Nitrite+Nitrate	Nitrite+Nitrate	Aluminum	Aluminum
	Daily Max	Daily Max	Monthly Ave	Daily Max	Monthly Ave	Daily Max
Units	lb/d	mg/L	mg/L	mg/L	mg/L	mg/L
Effluent Limit	Report	Report	Report	Report	Report	Report
Minimum	16.44	5	0	0	0	0
Maximum	170.7	17	0.8	0.8	0.07	0.07
Median	60.8	9.8	0	0	0	0
No. of Violations	N/A	N/A	N/A	N/A	N/A	N/A
3/31/2015	85.4	16	0	0	0	0
4/30/2015	170.7	8.6	0	0	0.07	0.07
5/31/2015	62.98	5.9	0	0	0	0
6/30/2015	132.11	8	0	0	0	0
7/31/2015	49.44	7.6	0	0	0	0
8/31/2015	86.1	8.9	0	0	0	0
9/30/2015	30.74	9.7	0	0	0	0
10/31/2015	51.37	11	0	0	0	0
11/30/2015	33.35	9.3	0	0	0	0
12/31/2015	66.79	10.4	0.8	0.8	0	0
1/31/2016	63.38	10	0	0	0	0
2/29/2016	61.47	11	0	0	0.06	0.06
3/31/2016	63.12	8.8	0	0	0.05	0.05
4/30/2016	61.7	5.4	0	0	0	0
5/31/2016	63.3	11	0	0	0	0
6/30/2016	33.98	9.7	0	0	0	0
7/31/2016	33.03	11	0	0	0	0
8/31/2016	16.44	7.3	0	0	0	0
9/30/2016	33.94	11	0	0	0	0
10/31/2016	29.27	13	0	0	0	0
11/30/2016	23.85	13	0	0	0	0
12/31/2016	55.04	12	0	0	0	0
1/31/2017	64.22	14	0	0	0	0
2/28/2017	70.06	14	0	0	0	0
3/31/2017	146.59	9.3	0	0	0.05	0.05
4/30/2017	102.75	7	0	0	0	0
5/31/2017	60.13	7	0	0	0	0
6/30/2017	52.31	9.8	0	0	0	0
7/31/2017	54.64	9.1	0	0	0	0
8/31/2017	31.12	9.1	0	0	0	0
9/30/2017	33.03	11	0	0	0	0

## Outfall 001 - Effluent

Parameter	TN	TN	Nitrite+Nitrate	Nitrite+Nitrate	Aluminum	Aluminum
	Daily Max	Daily Max	Monthly Ave	Daily Max	Monthly Ave	Daily Max
Units	lb/d	mg/L	mg/L	mg/L	mg/L	mg/L
Effluent Limit	Report	Report	Report	Report	Report	Report
10/31/2017	112.76	13	0	0	0	0
11/30/2017	56.05	14	0	0	0	0
12/31/2017	73.56	14	0	0	0	0
1/31/2018	56.71	17	0	0	0	0
2/28/2018	64.05	8	0	0	0	0
3/31/2018	58.25	7.2	0	0	0.05	0.05
4/30/2018	57.25	8.8	0	0	0	0
5/31/2018	73.56	9.8	0	0	0	0
6/30/2018	22.73	9.4	0	0	0	0
7/31/2018	77.61	6.6	0	0	0	0
8/31/2018	30.83	8.8	0	0	0	0
9/30/2018	73.39	11	0	0	0	0
10/31/2018	42.03	12	0	0	0	0
11/30/2018	99.08	11	0	0	0	0
12/31/2018	58.55	13	0	0	0	0
1/31/2019	88.9	13	0	0	0	0
2/28/2019	87.07	12	0	0	0.05	0.05
3/31/2019	48.79	13	0	0	0.052	0.052
4/30/2019	124.8	8.7	0	0	0.061	0.061
5/31/2019	48.06	5.1	0	0	0	0
6/30/2019	52.54	5	0.6	0.6	0	0
7/31/2019	27.06	5.9	0	0	0	0
8/31/2019	16.45	6.8	0	0	0	0
9/30/2019	70.64	7.7	0	0	0	0
10/31/2019	42.2	11	0	0	0	0
11/30/2019	62.12	9.8	0	0	0	0
12/31/2019	109.5	13	0	0	0	0
1/31/2020	129.02	13	0	0	0.056	0.056
2/29/2020	74.81	13	0	0	0	0

## WET Effluent

Parameter	LC50 Acute Ceriodaphnia	LC50 Acute Pimephales	Ammonia	Aluminum	Cadmium	Chromium	Copper
	Daily Min	Daily Min	Daily Max	Daily Max	Daily Max	Daily Max	Daily Max
Units	%	%	mg/L	mg/L	mg/L	mg/L	mg/L
Effluent Limit	50	50	Report	Report	Report	Report	Report
Minimum	100	100	2.93	0	0	0	0.0008
Maximum	100	100	6.8	0.027	0	0	0.0023
Median	100	100	5.6	0.021	0	0	0.001
No. of Violations	0	0	N/A	N/A	N/A	N/A	N/A
8/31/2015	100	100	6.2	0	0	0	0.0009
8/31/2016	100	100	5.6	0	0	0	0.0008
8/31/2017	100	100	6.8	0.023	0	0	0.001
8/31/2018	100	100	5.6	0.027	0	0	0.0021
8/31/2019	100	100	2.93	0.021	0	0	0.0023



## WET Effluent

Parameter	Lead	Nickel	Zinc	Hardness
	Daily Max	Daily Max	Daily Max	Daily Max
Units	mg/L	mg/L	mg/L	mg/L
Effluent Limit	Report	Report	Report	Report
Minimum	0	0	0.004	56
Maximum	0	0.0011	0.012	82
Median	0	0	0.005	69
No. of Violations	N/A	N/A	N/A	N/A
8/31/2015	0	0	0.005	69
8/31/2016	0	0	0.005	56
8/31/2017	0	0	0.004	68
8/31/2018	0	0	0.012	82
8/31/2019	0	0.0011	0.0071	77

## WET Ambient

Parameter	Ammonia	Aluminum	Cadmium	Copper	Lead	Nickel	Zinc	Hardness
	Daily Max	Daily Max	Daily Max	Daily Max	Daily Max	Daily Max	Daily Max	Daily Max
Units	mg/L	mg/L	mg/L	mg/L	mg/L	mg/L	mg/L	mg/L
Effluent Limit	Report	Report	Report	Report	Report	Report	Report	Report
Minimum	0	0.065	0	0.0008	0	0	0.005	21
Maximum	0	0.19	0	0.002	0.0004	0.0006	0.0085	25
Median	N/A	0.099	N/A	0.0009	0.0003	0.0006	0.006	22
No. of Violations	N/A	N/A	N/A	N/A	N/A	N/A	N/A	N/A
8/30/2015	<0.1	0.13	<0.0005	0.0009	<0.0005	<0.002	0.005	25
8/30/2016	<0.1	0.19	<0.0005	0.0008	<0.0005	<0.002	0.006	22
8/30/2017	<0.1	0.065	<0.0001	0.0009	0.0002	<0.001	0.0067	23
8/30/2018	<0.1	0.092	<0.0001	0.002	0.0004	<0.001	0.0085	21
8/30/2019	<0.1	0.099	<0.0001	0.0016	<0.0002	0.0006	0.0056	22

A reasonable potential analysis is completed using a single set of critical conditions for flow and pollutant concentration that will ensure the protection of water quality standards. To determine the critical condition of the effluent, EPA projects an upper bound of the effluent concentration based on the observed monitoring data and a selected probability basis. EPA generally applies the quantitative approach found in Appendix E of EPA’s *Technical Support Document for Water Quality-based Toxics Control (TSD)*<sup>1</sup> to determine the upper bound of the effluent data. This methodology accounts for effluent variability based on the size of the dataset and the occurrence of non-detects (i.e., samples results in which a parameter is not detected above laboratory detection limits). For datasets of 10 or more samples, EPA uses the upper bound effluent concentration at the 95<sup>th</sup> percentile of the dataset. For datasets of less than 10 samples, EPA uses the maximum value of the dataset.

EPA uses the calculated upper bound of the effluent data, along with a concentration representative of the parameter in the receiving water, the critical effluent flow, and the critical upstream flow to project the downstream concentration after complete mixing using the following simple mass-balance equation:-

$$C_s Q_s + C_e Q_e = C_d Q_d$$

Where:

- C<sub>s</sub> = upstream concentration (median value of available ambient data)
- Q<sub>s</sub> = upstream flow (7Q10 flow upstream of the outfall)
- C<sub>e</sub> = effluent concentration (95<sup>th</sup> percentile or maximum of effluent concentration)
- Q<sub>e</sub> = effluent flow of the facility (design flow)
- C<sub>d</sub> = downstream concentration
- Q<sub>d</sub> = downstream flow (Q<sub>s</sub> + Q<sub>e</sub>)

Solving for the downstream concentration results in:

$$C_d = \frac{C_s Q_s + C_e Q_e}{Q_d}$$

When both the downstream concentration (C<sub>d</sub>) and the effluent concentration (C<sub>e</sub>) exceed the applicable criterion, there is reasonable potential for the discharge to cause, or contribute to an excursion above the water quality standard. *See* 40 C.F.R. § 122.44(d). When EPA determines that a discharge causes, has the reasonable potential to cause, or contribute to such an excursion, the permit must

**Appendix B – Reasonable Potential and Limits Calculations**

**NPDES Permit No. NH0100145**

contain WQBELs for the parameter. *See* 40 C.F.R. § 122.44(d)(1)(iii). Limits are calculated by using the criterion as the downstream concentration ( $C_d$ ) and rearranging the mass balance equation to solve for the effluent concentration ( $C_e$ ). The table below presents the reasonable potential calculations and, if applicable, the calculation of the limits required in the permit. Refer to the pollutant-specific section of the Fact Sheet for a detailed discussion of these calculations, any assumptions that were made and the resulting permit requirements.

Pollutant	$Q_s$	$C_s^1$	$Q_e$	$C_e^2$		$Q_d$	$C_d$		Criteria * 0.9		Reasonable Potential		Limits			
	cfs	mg/L	cfs	Acute (mg/L)	Chronic (mg/L)	cfs	Acute (mg/L)	Chronic (mg/L)	Acute (mg/L)	Chronic (mg/L)	$C_e$ & $C_d$ > Acute Criteria	$C_e$ & $C_d$ > Chronic Criteria	Acute (mg/L)	Chronic (mg/L)		
Ammonia (Warm)	442.14	0.0	1.86	11.0	11.0	444.00	0.0	0.0	6.6	1.0	N	N	N/A	N/A		
Ammonia (Cold)		0.0		11.0	11.0		0.0	0.0	14.4	3.2	N	N	N/A	N/A		
Phosphorus		0.01		N/A	1.40		N/A	0.02	N/A	0.090	N/A	N	N/A	N/A		
		$\mu\text{g/L}$		$\mu\text{g/L}$	$\mu\text{g/L}$		$\mu\text{g/L}$	$\mu\text{g/L}$	$\mu\text{g/L}$	$\mu\text{g/L}$	$\mu\text{g/L}$	$\mu\text{g/L}$			$\mu\text{g/L}$	$\mu\text{g/L}$
Aluminum		99.0		58.0	58.0		98.8	98.8	675	78.3	N	N	N/A	N/A		
Cadmium		0.0		0.0	0.0		0.0	0.0	0.4	0.2	N	N	N/A	N/A		
Copper		0.9		2.3	2.3		0.9	0.9	3.1	2.3	N	N	N/A	N/A		
Lead		0.0		0.0	0.0		0.0	0.0	10.8	0.4	N	N	N/A	N/A		
Nickel		0.0		1.1	1.1		0.0	0.0	118.2	13.1	N	N	N/A	N/A		
Zinc		6.0		12.0	12.0		6.0	6.0	30.1	30.1	N	N	N/A	N/A		

<sup>1</sup>Median concentration for the receiving water just upstream of the facility’s discharge taken from the WET testing data during the review period (see Appendix A).

<sup>2</sup>Values represent the 95<sup>th</sup> percentile (for  $n \geq 10$ ) or maximum (for  $n < 10$ ) concentrations from the DMR data and/or WET testing data during the review period (see Appendix A). If the metal already has a limit (for either acute or chronic conditions), the value represents the existing limit.

APPENDIX C

NH, VT, MA Nitrogen Discharges to Long Island Sound Watershed

Summary of Massachusetts Out-Of-Basin Wastewater Treatment Plant and Industrial Discharger Total Nitrogen Effluent Data

Permit #	Name	Type	Design Flow (MGD)	2014-2018 Avg Flow (MGD)	2014 Average Load (lb/day)	2015 Average Load (lb/day)	2016 Average Load (lb/day)	2017 Average Load (lb/day)	2018 Average Load (lb/day)	2014-2018 Avg Load (lb/year)
<b>Total Massachusetts Out-of-Basin Load</b>			<b>262</b>	<b>146</b>	<b>11,528</b>	<b>11,215</b>	<b>9,767</b>	<b>10,557</b>	<b>10,631</b>	<b>10,740</b>
<b>Total Massachusetts Connecticut River Load</b>			<b>179.6</b>	<b>98</b>	<b>9,184</b>	<b>8,945</b>	<b>7,695</b>	<b>8,390</b>	<b>8,341</b>	<b>8,511</b>
MA0101613	SPRINGFIELD REGIONAL WTP	POTW	67.00	36.26	2,303	2,377	1,643	1,953	1,684	1,992
MA0101508	CHICOPEE WPC	POTW	15.50	7.83	2,220	2,092	1,854	1,872	1,895	1,987
MA0101630	HOLYOKE WPCF	POTW	17.50	8.05	584	644	687	747	593	651
MA0101214	GREENFIELD WPCF	POTW	3.20	3.23	436	467	460	386	482	446
MA0100994	GARDNER WWTF	POTW	5.00	2.89	413	470	377	455	404	424
MA0101818	NORTHAMPTON WWTP	POTW	8.60	3.85	489	412	355	393	453	420
MA0100218	AMHERST WWTP	POTW	7.10	3.76	456	411	335	342	377	384
MA0100455	SOUTH HADLEY WWTF	POTW	4.20	2.37	393	325	288	364	315	337
MA0101478	EASTHAMPTON WWTP	POTW	3.80	3.44	202	186	262	329	639	324
MA0101800	WESTFIELD WWTP	POTW	6.10	2.88	276	225	221	189	211	224
MA0110264	AUSTRALIS AQUACULTURE, LLC	IND	0.30	0.13	149	138	116	107	74	117
MA0101168	PALMER WPCF	POTW	5.60	1.47	142	92	84	100	125	109
MA0100137	MONTAGUE WWTF	POTW	1.80	0.84	107	78	55	215	78	107
MA0100099	HADLEY WWTP	POTW	0.54	0.38	73	76	65	109	67	78
MA0100889	WARE WWTP	POTW	1.00	0.55	62	89	87	72	78	77
MA0101257	ORANGE WWTP	POTW	1.10	0.98	72	62	58	91	91	75
MA0003697	BARNHARDT MANUFACTURING	IND	0.89	0.33	58	78	49	54	96	67
MA0103152	BARRE WWTF	POTW	0.30	0.19	77	81	50	50	49	61
MA0101567	WARREN WWTP	POTW	1.50	0.26	45	42	124	38	55	61
MA0000469	SEAMAN PAPER OF MASSACHUSETTS	IND	1.10	0.83	26	97	53	62	46	57
MA0100005	ATHOL WWTF	POTW	1.75	0.79	76	56	40	39	44	51
MA0101061	NORTH BROOKFIELD WWTP	POTW	0.62	0.32	62	51	40	47	50	50
MA0110043	MCLAUGHLIN STATE TROUT HATCHERY	IND	7.50	7.12	39	44	43	41	37	41
MA0100919	SPENCER WWTP	POTW	1.08	0.35	28	33	31	29	71	38

NH, VT, MA Nitrogen Discharges to Long Island Sound Watershed

Summary of Massachusetts Out-Of-Basin Wastewater Treatment Plant and Industrial Discharger Total Nitrogen Effluent Data

Permit #	Name	Type	Design Flow (MGD)	2014-2018 Avg Flow (MGD)	2014 Average Load (lb/day)	2015 Average Load (lb/day)	2016 Average Load (lb/day)	2017 Average Load (lb/day)	2018 Average Load (lb/day)	2014-2018 Avg Load (lb/year)
MA0100862	WINCHENDON WPCF	POTW	1.10	0.50	25	33	29	48	40	35
MA0101290	HATFIELD WWTF	POTW	0.50	0.17	51	37	28	28	27	34
MA0101052	ERVING WWTP #2	POTW	2.70	1.78	35	38	38	33	25	34
MA0100340	TEMPLETON WWTF	POTW	2.80	0.27	19	35	18	21	35	26
MAG580004	SOUTH DEERFIELD WWTP	POTW	0.85	0.37	15	33	18	18	27	22
MA0040207	CHANG FARMS INC	IND	0.65	0.22	22	15	34	20	20	22
MA0110035	MCLAUGHLIN/SUNDERLAND STATE FISH HATCHERY	IND	2.10	2.16	25	22	19	20	25	22
MA0102148	BELCHERTOWN WRF	POTW	1.00	0.36	61	13	11	11	5.6	20
MAG580002	SHELBURNE WWTF	POTW	0.25	0.16	15	13	17	17	21	17
MAG580005	SUNDERLAND WWTF	POTW	0.50	0.17	20	12	13	10	9.3	13
MAG580001	OLD DEERFIELD WWTP	POTW	0.25	0.068	13	14	13	12	12	13
MA0110051	MCLAUGHLIN/BITZER STATE TROUT HATCHERY	IND	1.43	1.70	23	12	12	8.2	8.2	13
MA0032573	NORTHFIELD MT HERMON SCHOOL WWTP	POTW	0.45	0.072	22	7.6	15	10	10	13
MA0100102	HARDWICK WPCF	POTW	0.23	0.12	8.2	5.9	13	4.3	17	10
MA0100200	NORTHFIELD WWTF	POTW	0.28	0.080	3.8	6.8	6.5	10	14	8.1
MA0101516	ERVING WWTP #1	POTW	1.02	0.14	7.2	6.1	3.7	10	7.5	6.9
MA0102776	ERVING WWTP #3	POTW	0.010	0.0049	6.1	2.9	6.9	8.0	7.5	6.3
MA0102431	HARDWICK WWTP	POTW	0.040	0.016	7.4	1.5	11	6.9	2.3	5.9
MAG580003	CHARLEMONT WWTF	POTW	0.050	0.016	7.5	4.2	4.8	4.8	4.8	5.2
MA0101265	HUNTINGTON WWTP	POTW	0.20	0.067	4.6	4.1	5.6	4.3	5.2	4.7
MA0100188	MONROE WWTF	POTW	0.020	0.013	<u>1.4</u>	1.4	1.2	2.3	1.7	1.6
MA0000272	PAN AM RAILWAYS YARD	IND	0.015	0.011	0.06	0.13	0.12	0.47	0.18	0.19
MA0001350	LS STARRETT PRECISION TOOLS	IND	0.025	0.014	0.03	0.0	0.08	0.07	0.04	0.05
MA0100161	ROYALSTON WWTP	POTW	0.039	0.01298	<u>0.9</u>	0.49	0.43	0.49	0.60	0.59
<b>Total Massachusetts Housatonic Load</b>			<b>29.4</b>	<b>18</b>	<b>1,667</b>	<b>1,605</b>	<b>1,509</b>	<b>1,612</b>	<b>1,707</b>	<b>1,626</b>
MA0101681	PITTSFIELD WWTF	POTW	17.00	10.55	1,179	1,176	1,145	1,245	1,319	1,213
MA0000671	CRANE WWTP	POTW	3.10	3.07	155	142	108	116	107	126

NH, VT, MA Nitrogen Discharges to Long Island Sound Watershed

Summary of Massachusetts Out-Of-Basin Wastewater Treatment Plant and Industrial Discharger Total Nitrogen Effluent Data

Permit #	Name	Type	Design Flow (MGD)	2014-2018 Avg Flow (MGD)	2014 Average Load (lb/day)	2015 Average Load (lb/day)	2016 Average Load (lb/day)	2017 Average Load (lb/day)	2018 Average Load (lb/day)	2014-2018 Avg Load (lb/year)
MA0101524	GREAT BARRINGTON WWTF	POTW	3.20	0.97	110	120	100	99	124	111
MA0100935	LENOX CENTER WWTF	POTW	1.19	0.61	49	67	59	71	78	65
MA0001848	ONYX SPECIALTY PAPERS INC - WILLOW MILL	IND	1.10	0.94	51	39	44	33	22	38
MA0005011	PAPERLOGIC TURNERS FALLS MILL(6)	IND	0.70	0.73	85	17	12	6.5	Term	30
MA0100153	LEE WWTF	POTW	1.25	0.64	18	17	14	15	35	20
MA0101087	STOCKBRIDGE WWTP	POTW	0.30	0.15	10	15	16	13	10	13
MA0103110	WEST STOCKBRIDGE WWWTF	POTW	0.076	0.014	<u>5.3</u>	<u>3.8</u>	4.3	5.0	3.7	4.4
MA0001716	MEADWESTVACO CUSTOM PAPERS LAUREL MILL	IND	1.5	0.34	4.3	7.9	5.7	7.2	7.8	6.6
<b>Total Massachusetts Thames River Load</b>			<b>11.8</b>	<b>6</b>	<b>677</b>	<b>666</b>	<b>564</b>	<b>556</b>	<b>583</b>	<b>609</b>
MA0100439	WEBSTER WWTF	POTW	6.00	2.97	389	393	328	292	344	349
MA0100901	SOUTHBRIDGE WWTF	POTW	3.77	1.97	<u>178</u>	149	154	151	130	152
MA0101141	CHARLTON WWTF	POTW	0.45	0.21	40	75	41	68	70	59
MA0100421	STURBRIDGE WPCF	POTW	0.75	0.51	44	21	18	19	20	24
MA0101796	LEICESTER WATER SUPPLY WWTF	POTW	0.35	0.19	24	27	22	26	19	24
MA0100170	OXFORD ROCHDALE WWTP	POTW	0.50	0.24	2.4	1.0	0.23	0.57	0.49	0.9

NOTES:

- 1) *italics* = estimated load based on average conc & flow from other years, or if no data for any years, assumed concentration of 19.6 mg/L.
- 2) The loads represent annual totals, based on annual daily average flow and daily average nitrogen concentration.
- 3) Term = Permit was terminated in that year
- 4) This summary only includes POTWs and Industrial sources for which there was nitrogen monitoring at the outfalls for treated effluent and/or process wastewater.

NH, VT, MA Nitrogen Discharges to Long Island Sound Watershed

Summary of New Hampshire Out-Of-Basin Wastewater Treatment Plant and Industrial Discharger Total Nitrogen Effluent Data

Permit #	Name	Type	Design Flow (MGD)	2014-2018 Avg Flow (MGD)	2014 Average Load (lb/day)	2015 Average Load (lb/day)	2016 Average Load (lb/day)	2017 Average Load (lb/day)	2018 Average Load (lb/day)	2014-2018 Avg Load (lb/day)
<b>Total New Hampshire Out-of-Basin Load</b>			<b>31.5</b>	<b>18.6</b>	<b>1,662</b>	<b>1,457</b>	<b>1,370</b>	<b>1,555</b>	<b>1,154</b>	<b>1,440</b>
NH0000621	BERLIN STATE FISH HATCHERY	IND	6.1	6.30	8.8	13	13	15	8.7	12
NH0000744	NH DES (TWIN MTN STATE FISH HATCHERY)	IND	1.0	0.78	2.0	5.8	6.2	5.5	5.1	4.9
NH0100099	HANOVER WWTF	POTW	2.3	1.30	<u>341</u>	<u>341</u>	313	350	361	341
NH0100145	LANCASTER WWTF	POTW	1.2	0.79	84	78	45	72	63	68
NH0100153	LITTLETON WWTP	POTW	1.5	0.69	32	36	24	31	45	34
NH0100200	NEWPORT WWTF	POTW	1.3	0.59	97	63	80	80	79	80
NH0100366	LEBANON WWTF	POTW	3.2	1.49	<u>136</u>	<u>136</u>	132	127	152	137
NH0100382	HINSDALE WWTP	POTW	0.3	0.19	<u>18</u>	17	11	20	16	16
NH0100510	WHITEFIELD WWTF	POTW	0.2	0.08	35	22	15	18	24	23
NH0100544	SUNAPEE WWTF	POTW	0.6	0.40	<u>32</u>	<u>32</u>	<u>32</u>	50	33	35
NH0100765	CHARLESTOWN WWTP	POTW	1.1	0.28	22	13	12	19	22	17
NH0100790	KEENE WWTF	POTW	6.0	2.89	<u>533</u>	<u>397</u>	<u>394</u>	<u>452</u>	<u>40</u>	363
NH0101052	TROY WWTF	POTW	0.3	0.08	23	15	12	13	25	18
NH0101150	WEST SWANZEY WWTP	POTW	0.2	0.07	6.1	6.4	7.8	7.8	15	8.7
NH0101168	MERIDEN VILLAGE WATER DISTRICT	POTW	0.1	0.03	0.53	2.5	1.4	2.9	1.3	1.7
NH0101257	CLAREMONT WWTF	POTW	3.9	1.51	<u>161</u>	<u>161</u>	<u>161</u>	163	146	158
NH0101392	BETHLEHEM VILLAGE WWTP (1)	POTW	0.3	0.21	25	26	25	29	25	26
NHG580226	GROVETON WWTP	POTW	0.4	0.12	18	13	10	12	14	13
NHG580315	COLEBROOK WWTP	POTW	0.5	0.22	26	23	21	31	31	26
NHG580391	CHESHIRE COUNTY MAPLEWOOD NURSING HOME	POTW	0.040	0.02	2.1	1.6	1.3	1.5	1.3	1.5
NHG580404	WINCHESTER WWTP	POTW	0.28	0.14	6.1	11	3.9	13	8.3	8.3
NHG580421	LISBON WWTF	POTW	0.3	0.12	26	23	19	17	17	20
NHG580536	STRATFORD VILLAGE SYSTEM	POTW	0.1	0.01	2.2	1.9	3.9	2.5	2.8	2.7
NHG580978	WOODSVILLE WWTF	POTW	0.3	0.19	22	15	19	19	13	18
NHG581206	NORTHUMBERLAND VILLAGE WPCF	POTW	0.1	0.04	2.7	3.3	3.5	2.6	3.1	3.0
NHG581214	STRATFORD-MILL HOUSE	POTW	0.0	0.01	1.4	1.5	2.2	1.8	2.3	1.8
NHG581249	LANCASTER GRANGE WWTP	POTW	0.0	0.00	0.45	0.53	0.45	0.49	0.44	0.47

NOTES:

- 1) *italics* = estimated load based on average conc & flow from other years, or if no data for any years, assumed concentration of 19.6 mg/L.
- 2) The loads represent annual totals, based on annual daily average flow and daily average nitrogen concentration.
- 3) Term = Permit was terminated in that year
- 4) This summary only includes POTWs and Industrial sources for which there was nitrogen monitoring at the outfalls for treated effluent and/or process wastewater.



NH, VT, MA Nitrogen Discharges to Long Island Sound Watershed

Summary of Vermont Out-Of-Basin Wastewater Treatment Plant and Industrial Discharger Total Nitrogen Effluent Data

Permit #	Name	Type	Design Flow (MGD)	2014-2018 Avg Flow (MGD)	2014 load (lb/day)	2015 load (lb/day)	2016 load (lb/day)	2017 load (lb/day)	2018 load (lb/day)	2014-2018 Avg Load (lb/day)
<b>Total Vermont Out-of-Basin Load</b>			<b>18.3</b>	<b>7.8</b>	<b>1,273</b>	<b>1,255</b>	<b>1,146</b>	<b>1,221</b>	<b>1,421</b>	<b>1,263</b>
VT0000019	WEIDMANN ELECTRICAL TECHNOLOGY INC	IND	0.25	0.15	2.4	1.4	1.4	1.2	1.7	1.6
VT0000108	PUTNEY PAPER COMPANY MILL & LAGOONS	IND	0.28	0.16	22	26	20	22	17	22
VT0000248	FIBERMARK	IND	2.00	1.06	117	82	89	106	92	97
VT0100013	BELLOWS FALLS WWTF	POTW	1.40	0.44	136	136	136	102	179	138
VT0100048	BETHEL	POTW	0.13	0.06	10.4	4.0	2.4	6.5	3.5	5.4
VT0100064	BRATTLEBORO WWTF	POTW	3.01	1.27	487	487	446	501	421	469
VT0100081	CHESTER MTP	POTW	0.19	0.16	16	5.0	4.5	5.6	7.6	7.6
VT0100145	LUDLOW WWTF	POTW	0.71	0.37	35	27	35	41	42	36
VT0100277	PUTNEY	POTW	0.09	0.05	16	16	11	16	21	16
VT0100285	RANDOLPH	POTW	0.41	0.17	23	23	21	20	28	23
VT0100374	SPRINGFIELD WWTF	POTW	2.20	0.98	133	133	133	120	130	130
VT0100447	WINDSOR-WESTON HEIGHTS	POTW	0.02	0.01	0.40	0.53	1.2	0.88	1.0	0.8
VT0100579	ST JOHNSBURY	POTW	1.60	0.83	34	23	13	24	146	48
VT0100595	LYNDON WWTP	POTW	0.76	0.15	21	21	16	24	21	20
VT0100625	CANAAN MTP	POTW	0.19	0.10	17	15	16	19	17	17
VT0100633	DANVILLE WPCF	POTW	0.07	0.03	2.9	3.5	7.6	4.4	4.3	4.5
VT0100706	WILMINGTON WWTP	POTW	0.15	0.08	3.8	15.9	10.0	4.7	17.2	10
VT0100731	READSBORO WPC	POTW	0.76	0.04	3.6	3.2	2.8	3.8	4.0	3.5
VT0100749	S. WOODSTOCK WWTF	POTW	0.06	0.01	1.9	1.9	0.7	1.2	3.9	1.9
VT0100757	WOODSTOCK WWTP	POTW	0.46	0.22	25	23	24	26	22	24
VT0100765	WOODSTOCK - TAFTSVILLE	POTW	0.02	0.00	0.32	0.24	0.20	0.55	0.87	0.44
VT0100803	BRADFORD WPCP	POTW	0.15	0.08	9.1	9.1	7.7	9.4	8.5	8.8
VT0100846	BRIDGEWATER WWTF	POTW	0.05	0.01	1.1	0.91	1.0	1.1	1.1	1.1
VT0100854	ROYALTON WWTF	POTW	0.08	0.02	5.2	4.6	4.7	7.7	5.0	5.4
VT0100862	CAVENDISH WWTF	POTW	0.16	0.06	15	10	9	11	15	12
VT0100919	WINDSOR WWTF	POTW	1.13	0.25	69	69	66	65	71	68
VT0100943	CHELSEA WWTF	POTW	0.07	0.02	8.2	8.2	4.8	8.9	9.9	8.0
VT0100951	RYEGATE FIRE DEPARTMENT .#2	POTW	0.01	0.00	0.55	1.1	1.9	2.1	0.76	1.3
VT0100978	HARTFORD - QUECHEE	POTW	0.31	0.22	24	53	12	12	10	22
VT0101010	HARTFORD WWTF	POTW	1.23	0.61	11	31	30	34	89	39
VT0101044	WHITINGHAM(JACKSONVILLE)	POTW	0.06	0.02	3.2	3.5	3.4	2.8	3.1	3.2
VT0101061	LUNENBURG FIRE DISTRICT #2	POTW	0.09	0.06	7.6	6.9	5.6	3.2	7.8	6.2
VT0101109	WHITINGHAM	POTW	0.02	0.01	1.2	1.4	1.5	1.2	3.0	1.7
VT0101141	SHERBURNE WPCF	POTW	0.31	0.08	8.9	8.3	7.7	10	16	10

NOTES:

- 1) *italics* = estimated load based on average conc & flow from other years, or if no data for any years, assumed concentration of 19.6 mg/L.
- 2) The loads represent annual totals, based on annual daily average flow and daily average nitrogen concentration.
- 3) Term = Permit was terminated in that year
- 4) This summary only includes POTWs and Industrial sources for which there was nitrogen monitoring at the outfalls for treated effluent and/or process wastewater.

NEW HAMPSHIRE DEPARTMENT OF  
ENVIRONMENTAL SERVICES  
WATER DIVISION  
P.O. BOX 95  
CONCORD, NEW HAMPSHIRE 03302-0095

U.S. ENVIRONMENTAL PROTECTION  
AGENCY-REGION 1  
WATER DIVISION  
5 POST OFFICE SQUARE  
BOSTON, MASSACHUSETTS 02109

JOINT PUBLIC NOTICE OF A DRAFT NATIONAL POLLUTANT DISCHARGE  
ELIMINATION SYSTEM (NPDES) PERMIT TO DISCHARGE INTO WATERS OF THE  
UNITED STATES UNDER SECTION 402 OF THE CLEAN WATER ACT ("CWA" or THE  
"ACT"), AS AMENDED, AND STATE CERTIFICATION UNDER SECTION 401 OF THE  
ACT, AND ISSUANCE OF A STATE SURFACE WATER PERMIT UNDER NH RSA 485-  
A:13, I(a).

PUBLIC NOTICE PERIOD: June 24, 2020 – July 23, 2020

PERMIT NUMBER: **NH0100145**

PUBLIC NOTICE NUMBER: NH-019-20

NAME AND MAILING ADDRESS OF APPLICANT:

Town of Lancaster  
25 Main Street  
P.O. Box 151  
Lancaster, New Hampshire 03584-0151

NAME AND ADDRESS OF FACILITY WHERE DISCHARGE OCCURS:

Lancaster Wastewater Treatment Facility  
Water Street  
Lancaster, New Hampshire 03584

RECEIVING WATER AND CLASSIFICATION:

Connecticut River (Class B)

PREPARATION OF THE DRAFT PERMIT AND CWA § 401 CERTIFICATION:

The U.S. Environmental Protection Agency (EPA) and the New Hampshire Department of Environmental Services, Water Division (NHDES-WD) have cooperated in the development of a draft permit for the Lancaster Wastewater Treatment Plant, which discharges treated domestic wastewater. The effluent limits and permit conditions imposed have been drafted to assure compliance with the CWA and State water quality standards in Chapter 485-A of the New Hampshire Statutes: Water Pollution and Waste Disposal, and the New Hampshire Surface Water Quality Regulations, Env-Wq 1700 et seq. In addition, EPA has requested that the State certify the draft permit pursuant to Section 401 of the CWA and NHDES has determined that the

draft permit, with any additional state conditions included in the state certification, assures compliance with Sections 208(e), 301, 302, 303, 306 and 307 of the CWA and with State water quality requirements.

#### INFORMATION ABOUT THE DRAFT PERMIT:

The draft permit and explanatory fact sheet may be obtained at no cost at [http://www.epa.gov/region1/npdes/draft\\_permits\\_listing\\_nh.html](http://www.epa.gov/region1/npdes/draft_permits_listing_nh.html) or by contacting:

Robin Johnson  
U.S. Environmental Protection Agency – Region 1  
5 Post Office Square, Suite 100 (6-1)  
Boston, MA 02109-3912  
Telephone: (617) 918-1045  
Johnson.rob@epa.gov

The administrative record containing all documents relating to this draft permit including all data submitted by the applicant may be inspected at the EPA Boston office by appointment, Monday through Friday, except holidays and during facility closures due to COVID-19. All data submitted by the applicant are available as part of the administrative record.

#### PUBLIC COMMENT AND REQUEST FOR PUBLIC HEARING:

All persons, including applicants, who believe any condition of the draft permit is inappropriate, must raise all issues and submit all available arguments and all supporting material for their arguments in full by **July 23, 2020**, to the EPA contact and address or email address listed above. Any person, prior to such date, may submit a request in writing to EPA and NHDES for a public hearing to consider this draft permit and CWA § 401 certification. Such requests shall state the nature of the issues proposed to be raised in the hearing. A public hearing may be held after at least thirty days public notice if the Regional Administrator finds that response to this notice indicates significant public interest. In reaching a final decision on the draft permit, the Regional Administrator will respond to all significant comments and make these responses available to the public at EPA's Boston office.

#### FINAL PERMIT DECISION:

Following the close of the comment period, and after a public hearing, if such hearing is held, the Regional Administrator will issue a final permit decision and forward a copy of the final decision to the applicant and each person who has submitted written comments or requested notice.

THOMAS E. O'DONOVAN, DIRECTOR  
WATER DIVISION  
NEW HAMPSHIRE DEPARTMENT OF  
ENVIRONMENTAL SERVICES

KEN MORAFF, DIRECTOR  
WATER DIVISION  
UNITED STATES ENVIRONMENTAL  
PROTECTION AGENCY – REGION I