

January 16, 2012
File No. 04.0029307.00



Mr. Dana Clement
Superintendent
Allenstown Wastewater Treatment Facility
35 Canal Street
Allenstown, New Hampshire 03275

Re: Industrial Wastewater Discharge Monitoring
Public Service of New Hampshire (PSNH)
Merrimack Station
Bow, New Hampshire

380 Harvey Road
Manchester
New Hampshire
03103-3347
603-623-3600
FAX 603-624-9463
www.gza.com

Dear Dana:

On behalf of PSNH, GZA GeoEnvironmental, Inc. is pleased to submit the attached Analytical Report from PSNH's technologically advanced wastewater treatment system (WWTS). The WWTS has now been operating in accordance with the design criteria for several weeks. The attached analytical results obtained from sampling on January 5, 2012 are representative of the Flue Gas Desulfurization (FGD) treated wastewater generated. The characteristics of the treated wastewater are expected to be consistent going forward.

In consideration of available representative analytical data, we respectfully request that the Town accept the attached analytical report to satisfy the first month sampling requirements as established in PSNH's Industrial Discharge Permit (IDP). Specifically, we request the sampling frequency be for metals and selenium be reduced to monthly as outlined in PSNH's IDP. Additionally, we request this data satisfy the requirement to sample the "first load."

ANALYTICAL NOTATION

FGD wastewater requires specialized analytical techniques to overcome matrix interference on some trace metals analysis. Many analytical laboratories may be unaware of this. We offer an excerpt below from the Environmental Protection Agency's (EPA's) web site and a link to their draft procedure that contains further guidance.

LABORATORY ANALYSIS OF FGD WASTEWATER

Wastewater from FGD systems can contain constituents known to cause matrix interferences. EPA has observed that, during inductively coupled plasma – mass spectrometry (ICP-MS) analysis of FGD wastewater, certain elements commonly present in the wastewater may cause polyatomic interferences that bias the detection and/or quantization of certain elements of interest. These potential interferences may become significant when measuring trace elements at concentrations in the low parts-per-billion range.



As part of a recent sampling effort for the steam electric power generating effluent guidelines rulemaking, EPA developed a standard operating procedure (SOP) that was used in conjunction with EPA Method 200.8 to conduct ICP-MS analyses of FGD wastewater. The SOP describes critical technical and quality assurance procedures that were implemented to mitigate anticipated interferences and generate reliable data for FGD wastewater. EPA regulations at 40 CFR 136.6 already allow the analytical community flexibility to modify approved methods to lower the costs of measurements, overcome matrix interferences, or otherwise improve the analysis. The draft SOP developed for FGD wastewater takes a proactive approach toward looking for and taking steps to mitigate matrix interferences, including using specialized interference check solutions (i.e., a synthetic FGD wastewater matrix). EPA's draft SOP is being made available to laboratories contemplating ICP-MS analysis of FGD wastewater, either for adoption as currently written or to serve as a framework for developing their own laboratory-specific SOPs. [Standard Operating Procedure: Inductively Coupled Plasma/Mass Spectrometry for Trace Element Analysis in Flue Gas Desulfurization Wastewaters](#) (30 pp, 174K)

We trust that this submittal adequately address your informational needs. Should you have any questions, please contact me at 232-8744.

Very truly yours,

GZA GEOENVIRONMENTAL, INC.

A handwritten signature in black ink that reads "Ronald A. Breton".

Ronald A. Breton, P.E.
Principal

RAB/tmd

p:\04jobs\0029300s\04.0029307.00\work\sampling and reporting\reports\final 29307.00 cover letters 011612.docx

Attachment(s)

SUMMARY ANALYTICAL DATA

Public Service Company of New Hampshire
Merrimack Station
Bow, New Hampshire

PARAMETER	RESULTS (mg/L) 1/05/2012
Alkalinity	180
Aluminum	0.0411
Ammonia	0.92
Antimony	0.000520
Arsenic	0.00498
Barium	0.300
Beryllium	0.000522
BOD	< 6
Cadmium	0.000207
Calcium	5,050
Chloride	11,000
Chlorine (Total Residual)	< 0.05
Chromium (T)	< 0.00050
COD	130
Copper	< 0.00050
Cyanide (T)	0.02
Fluoride	10
Iron	< 0.050
Lead	< 0.000200
Manganese	0.293
Mercury	0.0000105
Molybdenum	0.140
Nitrate	100
Nickel	0.00803
O&G	< 5
pH	7.3
Selenium	0.074
Silver	< 0.000100
Sodium	277.4
Sulfate	1,200
Sulfide	< 0.1
Sulfite	< 2
TDS	21,000
Thallium	0.00664
TSS	14
TTO	ND (1)
Zinc	< 0.001
VOC EPA 624	(2)
Semi VOCs 625	ND (3)
Phenolic Compounds	< 0.3
PCBs	ND (4)

NOTES:

1. No TTO compounds were detected above 0.01 mg/L.
2. One compound was detected by Method 624: Toluene at 2 µg/L.
3. Semi VOCs were not detected by Method 625 above detection limits (1 µg/L and 5 µg/L depending on parameter and 50 µg/L for benzoic acid).
4. PCB compounds analyzed by method 608 were not detected at concentrations greater than 0.3 µg/L.

Arthur Auclair
Northeast Utilities
97 River Road
Bow, NH 03304



Subject: Laboratory Report

Eastern Analytical, Inc. ID: 106677
Client Identification: Merrimack Station
Date Received: 1/5/2012

Dear Mr. Auclair :

Enclosed please find the laboratory report for the above identified project. All analyses were performed in accordance with our QA/QC Program. Unless otherwise stated, holding times, preservation techniques, container types, and sample conditions adhered to EPA Protocol. Samples which were collected by Eastern Analytical, Inc. (EAI) were collected in accordance with approved EPA procedures. Eastern Analytical, Inc. certifies that the enclosed test results meet all requirements of NELAP and other applicable state certifications. Please refer to our website at www.eailabs.com for a copy of our NELAP certificate and accredited parameters.

The following standard abbreviations and conventions apply to all EAI reports:
Solid samples are reported on a dry weight basis, unless otherwise noted
< : "less than" followed by the reporting limit
> : "greater than" followed by the reporting limit
%R : % Recovery

Eastern Analytical Inc. maintains certification in the following states: Connecticut (PH-0492), Maine (NH005), Massachusetts (M-NH005), New Hampshire/NELAP (1012), Rhode Island (269) and Vermont (VT1012).

The following information is contained within this report: Sample Conditions summary, Analytical Results/Data, Quality Control data (if requested) and copies of the Chain of Custody. This report may not be reproduced except in full, without the the written approval of the laboratory.

If you have any questions regarding the results contained within, please feel free to directly contact me or the chemist(s) who performed the testing in question. Unless otherwise requested, we will dispose of the sample(s) 30 days from the sample receipt date.

We appreciate this opportunity to be of service and look forward to your continued patronage.

Sincerely,


Lorraine Olashaw, Lab Director

1.13.12
Date

44
of pages (excluding cover letter)



SAMPLE CONDITIONS PAGE

EAI ID#: 106677

Client: **Northeast Utilities**

Client Designation: **Merrimack Station**

Temperature upon receipt (°C): **4.7**

Received on ice or cold packs (Yes/No): **Y**

Acceptable temperature range (°C): 0-6

Lab ID	Sample ID	Date Received	Date Sampled	Sample Matrix	% Dry Weight	Exceptions/Comments (other than thermal preservation)
106677.01	Treat Tank Eff Composite	1/5/12	1/5/12	aqueous		Adheres to Sample Acceptance Policy
106677.02	Treat Tank Eff Grab	1/5/12	1/5/12	aqueous		Adheres to Sample Acceptance Policy
106677.03	Treat Tank Eff Grab	1/5/12	1/5/12	aqueous		Adheres to Sample Acceptance Policy

Samples were properly preserved and the pH measured when applicable unless otherwise noted. Analysis of solids for pH, Flashpoint, Ignitibility, Paint Filter, Corrosivity, Conductivity and Specific Gravity are reported on an "as received" basis.

All results contained in this report relate only to the above listed samples.

References include:

- 1) EPA 600/4-79-020, 1983
- 2) Standard Methods for Examination of Water and Wastewater : Inorganics, 19th Edition, 1995; Microbiology, 20th Edition, 1998
- 3) Test Methods for Evaluating Solid Waste SW 846 3rd Edition including updates IVA and IVB
- 4) Hach Water Analysis Handbook, 2nd edition, 1992



LABORATORY REPORT

EAI ID#: 106677

Client: **Northeast Utilities**

Client Designation: **Merrimack Station**

Sample ID: **Treat Tank Eff Grab**

Lab Sample ID: 106677.02
Matrix: aqueous
Date Sampled: 1/5/12
Date Received: 1/5/12
Units: ug/l
Date of Analysis: 1/6/12
Analyst: KJP
Method: 624
Dilution Factor: 1

Chloromethane < 5
 Vinyl chloride < 2
 Bromomethane < 2
 Chloroethane < 5
 Trichlorofluoromethane < 5
 Acrolein < 50
 Acetone < 50
 1,1-Dichloroethene < 1
 Methylene chloride < 5
 Carbon disulfide < 5
 Acrylonitrile < 50
 Methyl-t-butyl ether(MTBE) < 10
 trans-1,2-Dichloroethene < 2
 Vinyl acetate < 10
 1,1-Dichloroethane < 2
 cis-1,2-Dichloroethene < 2
 2-Butanone(MEK) < 10
 Chloroform < 2
 1,1,1-Trichloroethane < 2
 Carbon tetrachloride < 2
 Benzene < 1
 1,2-Dichloroethane < 2
 Trichloroethene < 2
 1,2-Dichloropropane < 2
 Bromodichloromethane < 2
 2-Chloroethylvinylether < 2
 4-Methyl-2-pentanone(MIBK) < 10
 cis-1,3-Dichloropropene < 2
 Toluene 2
 trans-1,3-Dichloropropene < 2
 1,1,2-Trichloroethane < 2
 2-Hexanone < 10
 Tetrachloroethene < 2
 Dibromochloromethane < 2
 Chlorobenzene < 2
 Ethylbenzene < 1
 mp-Xylene < 1
 o-Xylene < 1
 Styrene < 1
 Bromoform < 2
 1,1,2,2-Tetrachloroethane < 2
 1,3-Dichlorobenzene < 1
 1,4-Dichlorobenzene < 1
 1,2-Dichlorobenzene < 1
 4-Bromofluorobenzene (surr) 98 %R
 1,2-Dichlorobenzene-d4 (surr) 90 %R
 Toluene-d8 (surr) 100 %R



QC REPORT

EAI ID#: 106677

Client: **Northeast Utilities**Client Designation: **Merrimack Station**

Parameter Name	Blank	LCS	LCSD	Analysis Date	Units	Limits	RPD	Method
Chloromethane	< 5	19 (97 %R)	21 (105 %R) (8 RPD)	1/6/2012	ug/l	0 - 273	20	624
Vinyl chloride	< 2	18 (91 %R)	20 (101 %R) (10 RPD)	1/6/2012	ug/l	0 - 251	20	624
Bromomethane	< 2	21 (105 %R)	23 (113 %R) (7 RPD)	1/6/2012	ug/l	0 - 242	20	624
Chloroethane	< 5	19 (95 %R)	20 (101 %R) (6 RPD)	1/6/2012	ug/l	14 - 230	20	624
Trichlorofluoromethane	< 5	17 (84 %R)	18 (88 %R) (5 RPD)	1/6/2012	ug/l	17 - 181	20	624
Acrolein	< 50	< 50 (%R N/A)	< 50 (%R) (RPD)	1/6/2012	ug/l			624
Acetone	< 50	< 50 (78 %R)	< 50 (90 %R) (14 RPD)	1/6/2012	ug/l			624
1,1-Dichloroethene	< 1	17 (83 %R)	18 (89 %R) (7 RPD)	1/6/2012	ug/l	0 - 234	20	624
Methylene chloride	< 5	18 (88 %R)	19 (93 %R) (6 RPD)	1/6/2012	ug/l	0 - 221	20	624
Carbon disulfide	< 5	17 (%R)	19 (%R) (RPD)	1/6/2012	ug/l			624
Acrylonitrile	< 50	< 50 (%R)	< 50 (%R) (RPD)	1/6/2012	ug/l			624
Methyl-t-butyl ether(MTBE)	< 10	20 (%R)	20 (%R) (RPD)	1/6/2012	ug/l			624
trans-1,2-Dichloroethene	< 2	18 (89 %R)	18 (92 %R) (3 RPD)	1/6/2012	ug/l	54 - 156	20	624
Vinyl acetate	< 10	30 (%R)	30 (%R) (RPD)	1/6/2012	ug/l			624
1,1-Dichloroethane	< 2	19 (93 %R)	20 (98 %R) (5 RPD)	1/6/2012	ug/l	59 - 155	20	624
cis-1,2-Dichloroethene	< 2	19 (%R)	20 (%R) (RPD)	1/6/2012	ug/l			624
2-Butanone(MEK)	< 10	20 (%R)	20 (%R) (RPD)	1/6/2012	ug/l			624
Chloroform	< 2	19 (94 %R)	20 (99 %R) (5 RPD)	1/6/2012	ug/l	51 - 138	20	624
1,1,1-Trichloroethane	< 2	18 (91 %R)	19 (97 %R) (6 RPD)	1/6/2012	ug/l	52 - 162	20	624
Carbon tetrachloride	< 2	18 (91 %R)	19 (95 %R) (4 RPD)	1/6/2012	ug/l	70 - 140	20	624
Benzene	< 1	19 (97 %R)	20 (102 %R) (5 RPD)	1/6/2012	ug/l	37 - 151	20	624
1,2-Dichloroethane	< 2	18 (91 %R)	19 (94 %R) (3 RPD)	1/6/2012	ug/l	49 - 155	20	624
Trichloroethene	< 2	19 (93 %R)	20 (98 %R) (5 RPD)	1/6/2012	ug/l	71 - 157	20	624
1,2-Dichloropropane	< 2	19 (95 %R)	20 (98 %R) (3 RPD)	1/6/2012	ug/l	0 - 210	20	624
Bromodichloromethane	< 2	19 (96 %R)	20 (100 %R) (4 RPD)	1/6/2012	ug/l	35 - 155	20	624
2-Chloroethylvinylether	< 2	23 (115 %R)	24 (121 %R) (5 RPD)	1/6/2012	ug/l	0 - 305	20	624
4-Methyl-2-pentanone(MIBK)	< 10	20 (%R)	20 (%R) (RPD)	1/6/2012	ug/l			624
cis-1,3-Dichloropropene	< 2	22 (109 %R)	23 (113 %R) (4 RPD)	1/6/2012	ug/l	0 - 227	20	624
Toluene	< 1	20 (101 %R)	21 (103 %R) (2 RPD)	1/6/2012	ug/l	47 - 150	20	624
trans-1,3-Dichloropropene	< 2	18 (90 %R)	19 (93 %R) (3 RPD)	1/6/2012	ug/l	17 - 183	20	624
1,1,2-Trichloroethane	< 2	20 (100 %R)	21 (104 %R) (4 RPD)	1/6/2012	ug/l	52 - 150	20	624
2-Hexanone	< 10	20 (%R)	20 (%R) (RPD)	1/6/2012	ug/l			624
Tetrachloroethene	< 2	20 (100 %R)	21 (106 %R) (6 RPD)	1/6/2012	ug/l	64 - 148	20	624
Dibromochloromethane	< 2	20 (102 %R)	21 (104 %R) (2 RPD)	1/6/2012	ug/l	53 - 149	20	624
Chlorobenzene	< 2	20 (98 %R)	20 (100 %R) (2 RPD)	1/6/2012	ug/l	37 - 160	20	624
Ethylbenzene	< 1	20 (101 %R)	21 (105 %R) (4 RPD)	1/6/2012	ug/l	37 - 162	20	624
mp-Xylene	< 1	40 (101 %R)	43 (106 %R) (5 RPD)	1/6/2012	ug/l	70 - 130	20	624
o-Xylene	< 1	21 (104 %R)	22 (109 %R) (5 RPD)	1/6/2012	ug/l	70 - 130	20	624
Styrene	< 1	21 (%R)	22 (%R) (RPD)	1/6/2012	ug/l			624
Bromoform	< 2	18 (88 %R)	18 (90 %R) (2 RPD)	1/6/2012	ug/l	45 - 169	20	624
1,1,2,2-Tetrachloroethane	< 2	20 (99 %R)	20 (100 %R) (1 RPD)	1/6/2012	ug/l	46 - 157	20	624
1,3-Dichlorobenzene	< 1	20 (100 %R)	21 (104 %R) (4 RPD)	1/6/2012	ug/l	59 - 156	20	624
1,4-Dichlorobenzene	< 1	20 (98 %R)	20 (102 %R) (4 RPD)	1/6/2012	ug/l	18 - 190	20	624
1,2-Dichlorobenzene	< 1	20 (98 %R)	20 (102 %R) (4 RPD)	1/6/2012	ug/l	18 - 190	20	624
4-Bromofluorobenzene (surr)	100 %R	101 %R	102 %R	1/6/2012	% Rec	70 - 130		624



QC REPORT

EAI ID#: 106677

Client: **Northeast Utilities**

Client Designation: **Merrimack Station**

Parameter Name	Blank	LCS	LCSD	Analysis Date	Units	Limits	RPD	Method
1,2-Dichlorobenzene-d4 (surr)	93 %R	90 %R	89 %R	1/6/2012	% Rec	70 - 130		624
Toluene-d8 (surr)	100 %R	102 %R	102 %R	1/6/2012	% Rec	70 - 130		624

Samples were extracted and analyzed within holding time limits.
 Instrumentation was calibrated in accordance with the method requirements.
 The method blanks were free of contamination at the reporting limits.
 Sample surrogate recoveries met the above stated criteria.
 The associated matrix spikes and/or Laboratory Control Samples met acceptance criteria.
 There were no exceptions in the analyses, unless noted.
 *! Flagged analyte recoveries deviated from the QA/QC limits. Any impact to data is addressed below.



LABORATORY REPORT

EAI ID#: 106677

Client: **Northeast Utilities**

Client Designation: **Merrimack Station**

Sample ID: **Treat Tank Eff Grab**

Lab Sample ID: **106677.02**

Matrix: **aqueous**

Date Sampled: **1/5/12**

Date Received: **1/5/12**

Units: **ug/l**

Date of Extraction/Preparation: **1/6/12**

Date of Analysis: **1/6/12**

Analyst: **JMR**

Method: **625mod**

Dilution Factor: **1**

Phenol	< 1
2-Chlorophenol	< 1
2,4-Dichlorophenol	< 1
2,4,5-Trichlorophenol	< 1
2,4,6-Trichlorophenol	< 1
Pentachlorophenol	< 5
2-Nitrophenol	< 1
4-Nitrophenol	< 5
2,4-Dinitrophenol	< 5
2-Methylphenol	< 1
3/4-Methylphenol	< 1
2,4-Dimethylphenol	< 1
4-Chloro-3-methylphenol	< 1
4,6-Dinitro-2-methylphenol	< 5
Benzoic Acid	< 50
N-Nitrosodimethylamine	< 1
n-Nitroso-di-n-propylamine	< 1
n-Nitrosodiphenylamine	< 1
bis(2-Chloroethyl)ether	< 1
bis(2-chloroisopropyl)ether	< 1
bis(2-Chloroethoxy)methane	< 1
1,3-Dichlorobenzene	< 1
1,4-Dichlorobenzene	< 1
1,2-Dichlorobenzene	< 1
1,2,4-Trichlorobenzene	< 1
2-Chloronaphthalene	< 1
4-Chlorophenyl-phenylether	< 1
4-Bromophenyl-phenylether	< 1
Hexachloroethane	< 1
Hexachlorobutadiene	< 1
Hexachlorocyclopentadiene	< 5
Hexachlorobenzene	< 1
4-Chloroaniline	< 1
2-Nitroaniline	< 5
3-Nitroaniline	< 1
4-Nitroaniline	< 1
Benzyl alcohol	< 5
Nitrobenzene	< 1
Isophorone	< 1
2,4-Dinitrotoluene	< 1
2,6-Dinitrotoluene	< 1
Benzidine (estimated)	< 5
3,3'-Dichlorobenzidine	< 1
Pyridine	< 5
Azobenzene	< 1



LABORATORY REPORT

EAI ID#: 106677

Client: **Northeast Utilities**

Client Designation: **Merrimack Station**

Sample ID: **Treat Tank Eff Grab**

Lab Sample ID: 106677.02
Matrix: aqueous
Date Sampled: 1/5/12
Date Received: 1/5/12
Units: ug/l
Date of Extraction/Preparation: 1/6/12
Date of Analysis: 1/6/12
Analyst: JMR
Method: 625mod
Dilution Factor: 1
Carbazole < 1
Dimethylphthalate < 1
Diethylphthalate < 1
Di-n-butylphthalate < 5
Butylbenzylphthalate < 1
bis(2-Ethylhexyl)phthalate < 5
Di-n-octylphthalate < 1
Dibenzofuran < 1
Naphthalene < 1
2-Methylnaphthalene < 1
Acenaphthylene < 1
Acenaphthene < 1
Fluorene < 1
Phenanthrene < 1
Anthracene < 1
Fluoranthene < 1
Pyrene < 1
Benzo[a]anthracene < 1
Chrysene < 1
Benzo[b]fluoranthene < 1
Benzo[k]fluoranthene < 1
Benzo[a]pyrene < 1
Indeno[1,2,3-cd]pyrene < 1
Dibenz[a,h]anthracene < 1
Benzo[g,h,i]perylene < 1
2-Fluorophenol (surr) **33 %R**
Phenol-d6 (surr) **24 %R**
2,4,6-Tribromophenol (surr) **90 %R**
Nitrobenzene-D5 (surr) **71 %R**
2-Fluorobiphenyl (surr) **72 %R**
p-Terphenyl-D14 (surr) **84 %R**



QC REPORT

EAI ID#: 106677

Client: **Northeast Utilities**
 Client Designation: **Merrimack Station**

Batch ID: 734507-32510/A010512E6251

Parameter Name	Blank	LCS	LCSD	Analysis Date	Units	Limits	RPD	Method
Phenol	< 1	14 (27 %R)	14 (29 %R) (7 RPD)	1/5/2012	ug/l	15 - 130	20	625mod
2-Chlorophenol	< 1	29 (59 %R)	30 (60 %R) (2 RPD)	1/5/2012	ug/l	30 - 130	20	625mod
2,4-Dichlorophenol	< 1	35 (70 %R)	36 (72 %R) (3 RPD)	1/5/2012	ug/l	30 - 130	20	625mod
2,4,5-Trichlorophenol	< 1	18 (72 %R)	19 (75 %R) (4 RPD)	1/5/2012	ug/l	30 - 130	20	625mod
2,4,6-Trichlorophenol	< 1	34 (68 %R)	36 (71 %R) (4 RPD)	1/5/2012	ug/l	30 - 130	20	625mod
Pentachlorophenol	< 5	34 (68 %R)	39 (78 %R) (14 RPD)	1/5/2012	ug/l	30 - 130	20	625mod
2-Nitrophenol	< 1	35 (70 %R)	37 (73 %R) (4 RPD)	1/5/2012	ug/l	30 - 130	20	625mod
4-Nitrophenol	< 5	16 (32 %R)	17 (35 %R) (9 RPD)	1/5/2012	ug/l	15 - 130	20	625mod
2,4-Dinitrophenol	< 5	38 (75 %R)	40 (81 %R) (8 RPD)	1/5/2012	ug/l	15 - 130	20	625mod
2-Methylphenol	< 1	15 (61 %R)	16 (64 %R) (5 RPD)	1/5/2012	ug/l	30 - 130	20	625mod
3/4-Methylphenol	< 1	13 (53 %R)	14 (54 %R) (2 RPD)	1/5/2012	ug/l	30 - 130	20	625mod
2,4-Dimethylphenol	< 1	33 (66 %R)	34 (67 %R) (2 RPD)	1/5/2012	ug/l	30 - 130	20	625mod
4-Chloro-3-methylphenol	< 1	36 (73 %R)	36 (73 %R) (0 RPD)	1/5/2012	ug/l	30 - 130	20	625mod
4,6-Dinitro-2-methylphenol	< 5	39 (77 %R)	41 (81 %R) (5 RPD)	1/5/2012	ug/l	30 - 130	20	625mod
Benzoic Acid	< 50	< 50 (31 %R)	< 50 (34 %R) (9 RPD)	1/5/2012	ug/l	15 - 140	20	625mod
N-Nitrosodimethylamine	< 1	12 (46 %R)	12 (47 %R) (2 RPD)	1/5/2012	ug/l	40 - 140	20	625mod
n-Nitroso-di-n-propylamine	< 1	17 (67 %R)	17 (69 %R) (3 RPD)	1/5/2012	ug/l	40 - 140	20	625mod
n-Nitrosodiphenylamine	< 1	22 (90 %R)	23 (90 %R) (0 RPD)	1/5/2012	ug/l	40 - 140	20	625mod
bis(2-Chloroethyl)ether	< 1	16 (63 %R)	16 (64 %R) (2 RPD)	1/5/2012	ug/l	40 - 140	20	625mod
bis(2-chloroisopropyl)ether	< 1	15 (61 %R)	15 (62 %R) (2 RPD)	1/5/2012	ug/l	40 - 140	20	625mod
bis(2-Chloroethoxy)methane	< 1	17 (69 %R)	18 (70 %R) (1 RPD)	1/5/2012	ug/l	40 - 140	20	625mod
1,3-Dichlorobenzene	< 1	13 (52 %R)	13 (52 %R) (0 RPD)	1/5/2012	ug/l	40 - 140	20	625mod
1,4-Dichlorobenzene	< 1	13 (52 %R)	13 (52 %R) (0 RPD)	1/5/2012	ug/l	40 - 140	20	625mod
1,2-Dichlorobenzene	< 1	14 (54 %R)	14 (55 %R) (2 RPD)	1/5/2012	ug/l	40 - 140	20	625mod
1,2,4-Trichlorobenzene	< 1	14 (57 %R)	14 (58 %R) (2 RPD)	1/5/2012	ug/l	40 - 140	20	625mod
2-Chloronaphthalene	< 1	16 (63 %R)	16 (65 %R) (3 RPD)	1/5/2012	ug/l	40 - 140	20	625mod
4-Chlorophenyl-phenylether	< 1	18 (71 %R)	18 (72 %R) (1 RPD)	1/5/2012	ug/l	40 - 140	20	625mod
4-Bromophenyl-phenylether	< 1	19 (75 %R)	19 (75 %R) (0 RPD)	1/5/2012	ug/l	40 - 140	20	625mod
Hexachloroethane	< 1	11 (43 %R)	11 (43 %R) (0 RPD)	1/5/2012	ug/l	40 - 140	20	625mod
Hexachlorobutadiene	< 1	10 (40 %R)	10 (42 %R) (5 RPD)	1/5/2012	ug/l	40 - 140	20	625mod
Hexachlorocyclopentadiene	< 5	* 9 (37 %R)	10 (41 %R) (10 RPD)	1/5/2012	ug/l	40 - 140	20	625mod
Hexachlorobenzene	< 1	18 (73 %R)	19 (78 %R) (7 RPD)	1/5/2012	ug/l	40 - 140	20	625mod
4-Chloroaniline	< 1	20 (80 %R)	20 (80 %R) (0 RPD)	1/5/2012	ug/l	15 - 140	20	625mod
2-Nitroaniline	< 5	17 (67 %R)	18 (71 %R) (6 RPD)	1/5/2012	ug/l	40 - 140	20	625mod
3-Nitroaniline	< 1	18 (73 %R)	19 (76 %R) (4 RPD)	1/5/2012	ug/l	40 - 140	20	625mod
4-Nitroaniline	< 1	18 (73 %R)	19 (77 %R) (5 RPD)	1/5/2012	ug/l	40 - 140	20	625mod
Benzyl alcohol	< 5	16 (65 %R)	17 (67 %R) (3 RPD)	1/5/2012	ug/l	40 - 140	20	625mod
Nitrobenzene	< 1	16 (65 %R)	17 (68 %R) (5 RPD)	1/5/2012	ug/l	40 - 140	20	625mod
Isophorone	< 1	20 (79 %R)	20 (81 %R) (3 RPD)	1/5/2012	ug/l	40 - 140	20	625mod
2,4-Dinitrotoluene	< 1	20 (81 %R)	21 (85 %R) (5 RPD)	1/5/2012	ug/l	40 - 140	20	625mod
2,6-Dinitrotoluene	< 1	19 (75 %R)	20 (79 %R) (5 RPD)	1/5/2012	ug/l	40 - 140	20	625mod
Benzidine (estimated)	< 5	23 (92 %R)	20 (81 %R) (13 RPD)	1/5/2012	ug/l	15 - 168	20	625mod
3,3'-Dichlorobenzidine	< 1	19 (75 %R)	19 (76 %R) (1 RPD)	1/5/2012	ug/l	40 - 140	20	625mod
Pyridine	< 5	11 (45 %R)	11 (46 %R) (2 RPD)	1/5/2012	ug/l	40 - 140	20	625mod
Azobenzene	< 1	18 (71 %R)	18 (71 %R) (0 RPD)	1/5/2012	ug/l	40 - 140	20	625mod



QC REPORT

EAI ID#: 106677

Client: **Northeast Utilities**

Batch ID: 734507-32510/A010512E6251

Client Designation: **Merrimack Station**

Parameter Name	Blank	LCS	LCSD	Analysis Date	Units	Limits	RPD	Method
Carbazole	< 1	20 (79 %R)	20 (81 %R) (3 RPD)	1/5/2012	ug/l	40 - 140	20	625mod
Dimethylphthalate	< 1	18 (73 %R)	18 (74 %R) (1 RPD)	1/5/2012	ug/l	40 - 140	20	625mod
Diethylphthalate	< 1	19 (76 %R)	19 (77 %R) (1 RPD)	1/5/2012	ug/l	40 - 140	20	625mod
Di-n-butylphthalate	< 5	19 (77 %R)	19 (76 %R) (1 RPD)	1/5/2012	ug/l	40 - 140	20	625mod
Butylbenzylphthalate	< 1	19 (76 %R)	19 (77 %R) (1 RPD)	1/5/2012	ug/l	40 - 140	20	625mod
bis(2-Ethylhexyl)phthalate	< 5	19 (76 %R)	19 (76 %R) (0 RPD)	1/5/2012	ug/l	40 - 140	20	625mod
Di-n-octylphthalate	< 1	18 (73 %R)	19 (75 %R) (3 RPD)	1/5/2012	ug/l	40 - 140	20	625mod
Dibenzofuran	< 1	16 (66 %R)	17 (67 %R) (2 RPD)	1/5/2012	ug/l	40 - 140	20	625mod
Naphthalene	< 1	17 (67 %R)	17 (67 %R) (0 RPD)	1/5/2012	ug/l	40 - 140	20	625mod
2-Methylnaphthalene	< 1	16 (62 %R)	16 (62 %R) (0 RPD)	1/5/2012	ug/l	40 - 140	20	625mod
Acenaphthylene	< 1	16 (63 %R)	16 (65 %R) (3 RPD)	1/5/2012	ug/l	40 - 140	20	625mod
Acenaphthene	< 1	17 (70 %R)	18 (71 %R) (1 RPD)	1/5/2012	ug/l	40 - 140	20	625mod
Fluorene	< 1	17 (70 %R)	18 (71 %R) (1 RPD)	1/5/2012	ug/l	40 - 140	20	625mod
Phenanthrene	< 1	19 (74 %R)	19 (76 %R) (3 RPD)	1/5/2012	ug/l	40 - 140	20	625mod
Anthracene	< 1	19 (77 %R)	19 (77 %R) (0 RPD)	1/5/2012	ug/l	40 - 140	20	625mod
Fluoranthene	< 1	19 (75 %R)	19 (76 %R) (1 RPD)	1/5/2012	ug/l	40 - 140	20	625mod
Pyrene	< 1	18 (73 %R)	18 (73 %R) (0 RPD)	1/5/2012	ug/l	40 - 140	20	625mod
Benzo[a]anthracene	< 1	19 (75 %R)	19 (76 %R) (1 RPD)	1/5/2012	ug/l	40 - 140	20	625mod
Chrysene	< 1	19 (77 %R)	19 (77 %R) (0 RPD)	1/5/2012	ug/l	40 - 140	20	625mod
Benzo[b]fluoranthene	< 1	19 (75 %R)	19 (77 %R) (3 RPD)	1/5/2012	ug/l	40 - 140	20	625mod
Benzo[k]fluoranthene	< 1	19 (77 %R)	20 (79 %R) (3 RPD)	1/5/2012	ug/l	40 - 140	20	625mod
Benzo[a]pyrene	< 1	19 (76 %R)	19 (77 %R) (1 RPD)	1/5/2012	ug/l	40 - 140	20	625mod
Indeno[1,2,3-cd]pyrene	< 1	19 (78 %R)	19 (77 %R) (1 RPD)	1/5/2012	ug/l	40 - 140	20	625mod
Dibenz[a,h]anthracene	< 1	20 (80 %R)	19 (77 %R) (4 RPD)	1/5/2012	ug/l	40 - 140	20	625mod
Benzo[g,h,i]perylene	< 1	20 (79 %R)	19 (77 %R) (3 RPD)	1/5/2012	ug/l	40 - 140	20	625mod
2-Fluorophenol (surr)	39 %R	39 %R	39 %R	1/5/2012	% Rec	21 - 110	20	625mod
Phenol-d6 (surr)	28 %R	28 %R	29 %R	1/5/2012	% Rec	15 - 94	20	625mod
2,4,6-Tribromophenol (surr)	76 %R	92 %R	82 %R	1/5/2012	% Rec	15 - 110	20	625mod
Nitrobenzene-D5 (surr)	76 %R	75 %R	77 %R	1/5/2012	% Rec	35 - 114	20	625mod
2-Fluorobiphenyl (surr)	77 %R	73 %R	75 %R	1/5/2012	% Rec	43 - 116	20	625mod
p-Terphenyl-D14 (surr)	89 %R	95 %R	90 %R	1/5/2012	% Rec	33 - 130	20	625mod

Samples were extracted and analyzed within holding time limits.

Instrumentation was calibrated in accordance with the method requirements.

The method blanks were free of contamination at the reporting limits.

Sample surrogate recoveries met the above stated criteria.

The associated matrix spikes and/or Laboratory Control Samples met acceptance criteria.

There were no exceptions in the analyses, unless noted.

*!/Flagged analyte recoveries deviated from the QA/QC limits.

Hexachlorocyclopentadiene exhibited recovery below acceptance limits in the LCS. Hexachlorocyclopentadiene was not detected in the sample.



LABORATORY REPORT

EAI ID#: 106677

Client: **Northeast Utilities**

Client Designation: **Merrimack Station**

Sample ID: **Treat Tank Eff
Grab**

Lab Sample ID: 106677.02
Matrix: aqueous
Date Sampled: 1/5/12
Date Received: 1/5/12
Units: mg/L
Date of Extraction/Prep: 1/9/12
Date of Analysis: 1/9/12
Analyst: LAS
Method: 1664A
Dilution Factor: 1

Oil & Grease (HEM) < 5



QC REPORT

EAI ID#: 106677

Client: **Northeast Utilities**

Client Designation: **Merrimack Station**

Parameter Name	Blank	LCS	LCSD	Analysis Date	Units	Limits	RPD	Method
Oil & Grease (HEM)	< 5	37 (93 %R)	33 (82 %R) (13 RPD)	1/9/2012	mg/L	78 - 114	18	1664A

Samples were extracted and analyzed within holding time limits.
 Instrumentation was calibrated in accordance with the method requirements.
 The method blanks were free of contamination at the reporting limits.
 Sample surrogate recoveries met the above stated criteria.
 The associated matrix spikes and/or Laboratory Control Samples met acceptance criteria.
 There were no exceptions in the analyses, unless noted.
 *! Flagged analyte recoveries deviated from the QA/QC limits. Any impact to data is addressed below.



LABORATORY REPORT

EAI ID#: 106677

Client: **Northeast Utilities**

Client Designation: **Merrimack Station**

Sample ID: **Treat Tank Eff
Grab**

Lab Sample ID: 106677.02
Matrix: aqueous
Date Sampled: 1/5/12
Date Received: 1/5/12
Units: ug/l
Date of Extraction/Prep: 1/6/12
Date of Analysis: 1/6/12
Analyst: JW
Method: 608
Dilution Factor: 1

PCB-1016 < 0.3
 PCB-1221 < 0.3
 PCB-1232 < 0.3
 PCB-1242 < 0.3
 PCB-1248 < 0.3
 PCB-1254 < 0.3
 PCB-1260 < 0.3
 TMX (surr) 81 %R
 DCB (surr) 96 %R

I have no exceptions in this analysis unless noted.
 The associated matrix spikes and/or Laboratory Control Samples met acceptance criteria.
 Sample and matrix spikes were prepared and analyzed within holding time limits.
 The method blanks were free of contamination at the reporting limits.
 Instrumentation was calibrated in accordance with the method requirements.
 Samples were extracted and analyzed within holding time limits.



QC REPORT

EAI ID#: 106677

Client: **Northeast Utilities**

Batch ID: 734508-43146/A010612E608P1

Client Designation: **Merrimack Station**

Parameter Name	Blank	LCS	LCSD	Analysis Date	Units	Limits	RPD	Method
PCB-1016	< 0.3	2.0 (101 %R)	2.1 (106 %R) (5 RPD)	1/6/2012	ug/l	40 - 140	20	608
PCB-1221	< 0.3	< 0.3 (%R N/A)	< 0.3 (%R N/A) (RPD N/A)	1/6/2012	ug/l			608
PCB-1232	< 0.3	< 0.3 (%R N/A)	< 0.3 (%R N/A) (RPD N/A)	1/6/2012	ug/l			608
PCB-1242	< 0.3	< 0.3 (%R N/A)	< 0.3 (%R N/A) (RPD N/A)	1/6/2012	ug/l			608
PCB-1248	< 0.3	< 0.3 (%R N/A)	< 0.3 (%R N/A) (RPD N/A)	1/6/2012	ug/l			608
PCB-1254	< 0.3	< 0.3 (%R N/A)	< 0.3 (%R N/A) (RPD N/A)	1/6/2012	ug/l			608
PCB-1260	< 0.3	2.0 (102 %R)	2.1 (105 %R) (3 RPD)	1/6/2012	ug/l	40 - 140	20	608
TMX (surr)	84 %R	88 %R	90 %R	1/6/2012	% Rec	30 - 150		608
DCB (surr)	95 %R	101 %R	100 %R	1/6/2012	% Rec	30 - 150		608

Samples were extracted and analyzed within holding time limits.
 Instrumentation was calibrated in accordance with the method requirements.
 The method blanks were free of contamination at the reporting limits.
 Sample surrogate recoveries met the above stated criteria.
 The associated matrix spikes and/or Laboratory Control Samples met acceptance criteria.
 There were no exceptions in the analyses, unless noted.
 *! Flagged analyte recoveries deviated from the QA/QC limits.



LABORATORY REPORT

EAI ID#: 106677

Client: **Northeast Utilities**

Client Designation: **Merrimack Station**

Sample ID: Treat Tank Eff Composite

Lab Sample ID: 106677.01

Matrix: aqueous

Date Sampled: 1/5/12

Date Received: 1/5/12

Solids Suspended 14

Solids Dissolved 21000

Fluoride 10

Sulfate 1200

Chloride 11000

Nitrate-N 100

Alkalinity Total (CaCO3) 180

Ammonia-N 0.92

BOD < 6

COD 130

pH 7.3

Units	Analysis			
	Date	Time	Method	Analyst
mg/L	01/10/12	15:40	2540D	DLS
mg/L	01/11/12	13:15	2540C	DLS
mg/L	01/11/12	11:23	300.0	KL
mg/L	01/11/12	11:23	300.0	KL
mg/L	01/10/12	12:17	4500CIE	DLS
mg/L	01/06/12	12:57	353.2	DLS
mg/L	01/11/12	9:40	2320B	SEL
mg/L	01/10/12	8:30	4500NH3D	SEL
mg/L	01/06/12	14:05	5210B	SKC
mg/L	01/12/12	10:20	H8000	SKC
SU	01/05/12	15:10	4500H+B	NZ

Sample ID: Treat Tank Eff Grab

Lab Sample ID: 106677.02

Matrix: aqueous

Date Sampled: 1/5/12

Date Received: 1/5/12

Cyanide Total 0.02

Sulfide < 0.1

Sulfite < 2

Total Residual Chlorine < 0.05

Total Phenols < 0.3

Units	Analysis			
	Date	Time	Method	Analyst
mg/L	01/11/12	8:45	4500CNE	KJR
mg/L	01/11/12	13:20	8131HACH	KJR
mg/L	01/05/12	17:30	377.1	JL
mg/L	01/05/12	16:50	4500CIG	NZ
mg/L	01/09/12	9:00	420.1	JCC

Total Phenols: The reporting limit for Total Phenols has been elevated due to matrix interferences.



QC REPORT

EAI ID#: 106677

Client: **Northeast Utilities**

Client Designation: **Merrimack Station**

Parameter Name	Blank	LCS	LCSD	Units	Date of Analysis	Limits	RPD	Method
Solids Suspended	< 5	90 (90 %R)	93 (93 %R) (3 RPD)	mg/L	1/10/12	90 - 110	20	2540D
Solids Dissolved	< 5	970 (97 %R)	NA	mg/L	1/11/12	85 - 115		2540C
Fluoride	< 0.1	2.0 (101 %R)	2.0 (101 %R) (0 RPD)	mg/L	1/11/12	90 - 110	20	300.0
Sulfate	< 1	21 (106 %R)	21 (103 %R) (3 RPD)	mg/L	1/11/12	90 - 110	20	300.0
Chloride	< 1	26 (103 %R)	26 (103 %R) (0 RPD)	mg/L	1/10/12	90 - 110	20	4500CIE
Nitrate-N	< 0.05	5.3 (106 %R)	5.3 (106 %R) (0 RPD)	mg/L	1/6/12	90 - 110	20	353.2
Alkalinity Total (CaCO3)	< 1	10 (99 %R)	10 (100 %R) (1 RPD)	mg/L	1/11/12	85 - 115	20	2320B
Cyanide Total	< 0.02	0.27 (106 %R)	0.23 (91 %R) (15 RPD)	mg/L	1/11/12	85 - 115	20	4500CNE
Ammonia-N	< 0.05	2.0 (100 %R)	2.1 (105 %R) (5 RPD)	mg/L	1/10/12	90 - 110	20	4500NH3DN
Sulfide	< 0.1	0.4 (98 %R)	0.4 (90 %R) (9 RPD)	mg/L	1/11/12	80 - 120	20	8131HACH
Sulfite	< 2	NA	NA	mg/L	1/5/12			377.1
Total Residual Chlorine	< 0.05	0.88 (101 %R)	0.87 (100 %R) (1 RPD)	mg/L	1/5/12	80 - 120	20	4500CIG
BOD	< 6	430 (109 %R)	390 (97 %R) (12 RPD)	mg/L	1/6/12	84 - 115	20	5210B
COD	< 10	100 (101 %R)	100 (98 %R) (3 RPD)	mg/L	1/12/12	85 - 115	20	H8000
Total Phenols	< 0.05	0.28 (112 %R)	0.27 (106 %R) (6 RPD)	mg/L	1/9/12	85 - 115	20	420.1
pH		6.0 (101 %R)	6.05 (101 %R) (0 RPD)	SU	1/5/12	5.95 - 6.07	10	4500H+B

Samples were analyzed within holding times unless noted on the sample results page.
 Instrumentation was calibrated in accordance with the method requirements.
 The method blanks were free of contamination at the reporting limits.
 The associated matrix spikes and/or Laboratory Control Samples met the above stated criteria.
 Exceptions to the above statements are flagged or noted above or on the QC Narrative page.
 *! Flagged analyte recoveries deviated from the QA/QC limits.



QC REPORT

EAI ID#: 106677

Client: **Northeast Utilities**

Client Designation: **Merrimack Station**

Parameter Name	Duplicate Parent ID	Duplicate Parent	Duplicate	Units	Date of Analysis	RPD	Method
Solids Suspended	106692.03	180	160 (13 RPD)	mg/L	1/10/12	20	2540D
Solids Dissolved		NA	NA	mg/L	1/11/12		2540C
Fluoride		NA	NA	mg/L	1/11/12	20	300.0
Sulfate		NA	NA	mg/L	1/11/12	20	300.0
Chloride		NA	NA	mg/L	1/10/12	20	4500CIE
Nitrate-N		NA	NA	mg/L	1/6/12	20	353.2
Alkalinity Total (CaCO3)		NA	NA	mg/L	1/11/12	20	2320B
Cyanide Total		NA	NA	mg/L	1/11/12	20	4500CNE
Ammonia-N	106627.02	13	13 (2 RPD)	mg/L	1/10/12	20	4500NH3D
Sulfide		NA	NA	mg/L	1/11/12	20	8131HACH
Sulfite	106677.02	< 2	< 2 (RPD N/A)	mg/L	1/5/12	20	377.1
Total Residual Chlorine		NA	NA	mg/L	1/5/12	20	4500CIG
BOD	106657.02	410	400 (3 RPD)	mg/L	1/6/12	20	5210B
COD		NA	NA	mg/L	1/12/12	20	H8000
Total Phenols		NA	NA	mg/L	1/9/12	20	420.1
pH	106649.01	6.3	6.3 (0 RPD)	SU	1/5/12	10	4500H+B

Samples were analyzed within holding times unless noted on the sample results page.

Instrumentation was calibrated in accordance with the method requirements.

The method blanks were free of contamination at the reporting limits.

The associated matrix spikes and/or Laboratory Control Samples met the above stated criteria.

Exceptions to the above statements are flagged or noted above or on the QC Narrative page.

*! Flagged analyte recoveries deviated from the QA/QC limits.



QC REPORT

EAI ID#: 106677

Client: **Northeast Utilities**

Client Designation: **Merrimack Station**

Parameter Name	MS/MSD Parent ID	MS/MSD Parent	Matrix Spike	MSD	Units	Date of Analysis	Limits	RPD	Method
Solids Suspended		NA	NA		NA mg/L	1/10/12		20	2540D
Solids Dissolved		NA	NA		NA mg/L	1/11/12			2540C
Fluoride		NA	NA		NA mg/L	1/11/12		20	300.0
Sulfate		NA	NA		NA mg/L	1/11/12		20	300.0
Chloride	106632.02	11	22 (110 %R)	22 (109 %R) (1 RPD)	mg/L	1/10/12	80-120	20	4500CIE
Nitrate-N	106678.01	1.2	12 (110 %R)	12 (109 %R) (1 RPD)	mg/L	1/6/12	80-120	20	353.2
Alkalinity Total (CaCO3)	106607.01	29	48 (98 %R)		NA mg/L	1/11/12	80-120	20	2320B
Cyanide Total	106677.02	0.02	0.25 (93 %R)	0.23 (86 %R) (8 RPD)	mg/L	1/11/12	75-125	20	4500CNE
Ammonia-N	106627.02	13	16 (115 %R)	15 (85 %R) (30 RPD)	mg/L	1/10/12	80-120	20	4500NH3
Sulfide		NA	NA		NA mg/L	1/11/12		20	8131HAC
Sulfite		NA	NA		NA mg/L	1/5/12			377.1
Total Residual Chlorine		NA	NA		NA mg/L	1/5/12		20	4500CIG
BOD	106657.02	410	760 (82 %R)		NA mg/L	1/6/12	75-125	20	5210B
COD	106677.01	130	220 (92 %R)	230 (99 %R) (7 RPD)	mg/L	1/12/12	80-120	20	H8000
Total Phenols	106677.02	< 0.3	0.4 (42 %R)	0.4 (42 %R) (133 RPD)	mg/L	1/9/12	80-120	20	420.1
pH		NA	NA		NA SU	1/5/12		10	4500H+B

Total Phenols: The MS and MSD recoveries were below acceptance criteria even when the parent sample was diluted indicating a matrix interference.

Samples were analyzed within holding times unless noted on the sample results page.

Instrumentation was calibrated in accordance with the method requirements.

The method blanks were free of contamination at the reporting limits.

The associated matrix spikes and/or Laboratory Control Samples met the above stated criteria.

Exceptions to the above statements are flagged or noted above or on the QC Narrative page.

*! Flagged analyte recoveries deviated from the QA/QC limits.



414 Pontius Ave North
 Seattle, WA 98109
 Ph: 206-622-6960
 Fx: 206-622-6870

11 January 2012

Sample ID	Lab ID	Matrix	Date Sampled	Name
Test Tank Eff Composite	1281073-01	Water	04-Jan-12	Jeff Gagne
Test Tank Eff Gas	1281073-02	Water	02-Jan-12	Jeff Gagne

RE: Merrimack Station

Enclosed are the analytical results for samples received by Frontier Global Sciences. All quality control measurements are within established control limits and there were no analytical difficulties encountered with the exception of those listed in the case narrative section of this report.

If you have any questions concerning this report, please feel free to contact me.

Sincerely,

Liz Siska
 Project Manager



414 Pontius Ave North
Seattle, WA 98109
Ph: 206-622-6960
Fx: 206-622-6870

ANALYTICAL REPORT FOR SAMPLES

Laboratory: Frontier Global Sciences, Inc.

SDG:

Client: Eastern Analytical, Inc

Project: Merrimack Station

Sample ID	Lab ID	Matrix	Date Sampled	Date Received
Treat Tank Eff Composite	1201073-01	Water	05-Jan-12 10:00	06-Jan-12 09:50
Treat Tank Eff Grab	1201073-02	Water	05-Jan-12 08:00	06-Jan-12 09:50

Frontier Global Sciences, Inc.

Liz Siska, Project Manager

The results in this report only apply to the samples analyzed in accordance with the chain of custody document. This analytical report must be reproduced in its entirety.

Page 1 of 26
1201073 Final Report
01/11/2012



414 Pontius Ave North
Seattle, WA 98109
Ph: 206-622-6960
Fx: 206-622-6870

CASE NARRATIVE

SAMPLE RECEIPT

Samples were received at Frontier Global Sciences (FGS) on January 6th, 2012. The samples were received intact, on-ice with temperatures measured at 3.4 degrees Celsius.

SAMPLE PREPARATION AND ANALYSIS

Samples were prepared and analyzed for total metals in accordance with FGS-054/EPA 1638.

Samples were prepared and analyzed for total mercury in accordance with EPA Method 1631E.

ANALYTICAL AND QUALITY CONTROL ISSUES

There were no analytical difficulties experienced with analysis of these samples with the exceptions flagged in the report.

Frontier Global Sciences, Inc.

A handwritten signature in cursive script that reads "Liz Siska".

Liz Siska, Project Manager

The results in this report only apply to the samples analyzed in accordance with the chain of custody document. This analytical report must be reproduced in its entirety.

Page 2 of 26
1201073 Final Report
01/11/2012

CHAIN OF CUSTODY FORMS

1201073



Chain of Custody Record & Laboratory Analysis Request:
Air, Water, Sediments, Plant and Animal Tissue,
Hydrocarbon & Other Samples

414 Pontius Ave, N. Seattle WA 98109
Phone: 206-622-6960
Fax: 206-622-6870
info@frontiergs.com
http://www.FrontierGS.com

Page 1 of 1

1201073

Client Name: <u>Alveda Bath</u>		Contact: <u>Alveda Bath</u>		Phone: <u>206-442-1107</u>		Fax: <u>206-442-1107</u>		Project Name: <u>1201073</u>		Contract POC: <u>206-442-1107</u>		Invoice Tot: <u>0.00</u>		Report To: <u>Alveda Bath</u>		Address: <u>414 Pontius Ave N Seattle WA 98109</u>		Phone: <u>206-622-6960</u>		Fax: <u>206-622-6870</u>		Email: <u>info@frontiergs.com</u>					
Address: <u>414 Pontius Ave N Seattle WA 98109</u>		Email: <u>info@frontiergs.com</u>		Field Method (Y/N)		Field Processing: <u>None, 103, BGL, Other (N/A)</u>		Total Method (Y/N)		Total Method (Y/N)		Analysis Requested		PSC PM: <u>Liz Siska</u>		Date: <u>1/11/2012</u>		TAT (business days): <u>20 (20)</u>		45 10 5 4 2 24 hrs.		For TAT > 10 days, contact PM		Saturday delivery? <input type="checkbox"/> Y <input type="checkbox"/> N		If yes, please specify Pkg	
Project Name: <u>1201073</u>		Contract POC: <u>206-442-1107</u>		Sampled By: <u>Alveda Bath</u>		Field Method (Y/N)		Field Processing: <u>None, 103, BGL, Other (N/A)</u>		Total Method (Y/N)		Total Method (Y/N)		PSC PM: <u>Liz Siska</u>		Date: <u>1/11/2012</u>		TAT (business days): <u>20 (20)</u>		45 10 5 4 2 24 hrs.		For TAT > 10 days, contact PM		Saturday delivery? <input type="checkbox"/> Y <input type="checkbox"/> N		If yes, please specify Pkg	
Report To: <u>Alveda Bath</u>		Invoice Tot: <u>0.00</u>		Sampled By: <u>Alveda Bath</u>		Field Method (Y/N)		Field Processing: <u>None, 103, BGL, Other (N/A)</u>		Total Method (Y/N)		Total Method (Y/N)		PSC PM: <u>Liz Siska</u>		Date: <u>1/11/2012</u>		TAT (business days): <u>20 (20)</u>		45 10 5 4 2 24 hrs.		For TAT > 10 days, contact PM		Saturday delivery? <input type="checkbox"/> Y <input type="checkbox"/> N		If yes, please specify Pkg	
Address: <u>414 Pontius Ave N Seattle WA 98109</u>		Phone: <u>206-622-6960</u>		Sampled By: <u>Alveda Bath</u>		Field Method (Y/N)		Field Processing: <u>None, 103, BGL, Other (N/A)</u>		Total Method (Y/N)		Total Method (Y/N)		PSC PM: <u>Liz Siska</u>		Date: <u>1/11/2012</u>		TAT (business days): <u>20 (20)</u>		45 10 5 4 2 24 hrs.		For TAT > 10 days, contact PM		Saturday delivery? <input type="checkbox"/> Y <input type="checkbox"/> N		If yes, please specify Pkg	
Phone: <u>206-622-6960</u>		Fax: <u>206-622-6870</u>		Sampled By: <u>Alveda Bath</u>		Field Method (Y/N)		Field Processing: <u>None, 103, BGL, Other (N/A)</u>		Total Method (Y/N)		Total Method (Y/N)		PSC PM: <u>Liz Siska</u>		Date: <u>1/11/2012</u>		TAT (business days): <u>20 (20)</u>		45 10 5 4 2 24 hrs.		For TAT > 10 days, contact PM		Saturday delivery? <input type="checkbox"/> Y <input type="checkbox"/> N		If yes, please specify Pkg	
Email: <u>info@frontiergs.com</u>		Phone: <u>206-622-6960</u>		Sampled By: <u>Alveda Bath</u>		Field Method (Y/N)		Field Processing: <u>None, 103, BGL, Other (N/A)</u>		Total Method (Y/N)		Total Method (Y/N)		PSC PM: <u>Liz Siska</u>		Date: <u>1/11/2012</u>		TAT (business days): <u>20 (20)</u>		45 10 5 4 2 24 hrs.		For TAT > 10 days, contact PM		Saturday delivery? <input type="checkbox"/> Y <input type="checkbox"/> N		If yes, please specify Pkg	
Sample ID		Sample ID		Sample ID		Sample ID		Sample ID		Sample ID		Sample ID		Sample ID		Sample ID		Sample ID		Sample ID		Sample ID		Sample ID		Sample ID	
1	1201073	1	1201073	1	1201073	1	1201073	1	1201073	1	1201073	1	1201073	1	1201073	1	1201073	1	1201073	1	1201073	1	1201073	1	1201073	1	1201073
2	1201073	2	1201073	2	1201073	2	1201073	2	1201073	2	1201073	2	1201073	2	1201073	2	1201073	2	1201073	2	1201073	2	1201073	2	1201073	2	1201073
3	1201073	3	1201073	3	1201073	3	1201073	3	1201073	3	1201073	3	1201073	3	1201073	3	1201073	3	1201073	3	1201073	3	1201073	3	1201073	3	1201073
4	1201073	4	1201073	4	1201073	4	1201073	4	1201073	4	1201073	4	1201073	4	1201073	4	1201073	4	1201073	4	1201073	4	1201073	4	1201073	4	1201073
5	1201073	5	1201073	5	1201073	5	1201073	5	1201073	5	1201073	5	1201073	5	1201073	5	1201073	5	1201073	5	1201073	5	1201073	5	1201073	5	1201073
6	1201073	6	1201073	6	1201073	6	1201073	6	1201073	6	1201073	6	1201073	6	1201073	6	1201073	6	1201073	6	1201073	6	1201073	6	1201073	6	1201073
7	1201073	7	1201073	7	1201073	7	1201073	7	1201073	7	1201073	7	1201073	7	1201073	7	1201073	7	1201073	7	1201073	7	1201073	7	1201073	7	1201073
8	1201073	8	1201073	8	1201073	8	1201073	8	1201073	8	1201073	8	1201073	8	1201073	8	1201073	8	1201073	8	1201073	8	1201073	8	1201073	8	1201073
9	1201073	9	1201073	9	1201073	9	1201073	9	1201073	9	1201073	9	1201073	9	1201073	9	1201073	9	1201073	9	1201073	9	1201073	9	1201073	9	1201073
10	1201073	10	1201073	10	1201073	10	1201073	10	1201073	10	1201073	10	1201073	10	1201073	10	1201073	10	1201073	10	1201073	10	1201073	10	1201073	10	1201073
11	1201073	11	1201073	11	1201073	11	1201073	11	1201073	11	1201073	11	1201073	11	1201073	11	1201073	11	1201073	11	1201073	11	1201073	11	1201073	11	1201073
12	1201073	12	1201073	12	1201073	12	1201073	12	1201073	12	1201073	12	1201073	12	1201073	12	1201073	12	1201073	12	1201073	12	1201073	12	1201073	12	1201073

Rec'd by: Alexa Bath, FG-S, 1-6-12 11:07

Frontier Global Sciences, Inc.

Liz Siska

Liz Siska, Project Manager

The results in this report only apply to the samples analyzed in accordance with the chain of custody document. This analytical report must be reproduced in its entirety.

Page 3 of 26
1201073 Final Report
01/11/2012



ANALYTICAL RESULTS

Treat Tank Eff Composite

Matrix: Water

Laboratory ID: 1201073-01

Analyte	Result	MDL	MRL	Units	Dilution	Batch	Sequence	Analyzed	Method	Notes
Aluminum	41.1	2.2	20.0	µg/L	5	F201062	2A10002	01/09/12	FGS-054	
Antimony	0.520	0.023	0.100	µg/L	5	F201062	2A10002	01/09/12	FGS-054	
Barium	300	0.14	1.00	µg/L	5	F201062	2A10002	01/09/12	FGS-054	
Beryllium	0.522	0.114	0.300	µg/L	5	F201062	2A10002	01/09/12	FGS-054	
Cadmium	0.207	0.021	0.100	µg/L	5	F201062	2A10002	01/09/12	FGS-054	
Calcium	5050000	16200	200000	µg/L	5000	F201077	2A10015	01/10/12	FGS-054	
Chromium	ND	0.04	0.50	µg/L	5	F201062	2A10002	01/09/12	FGS-054	U
Copper	ND	0.05	0.50	µg/L	5	F201062	2A10002	01/09/12	FGS-054	U
Iron	ND	6.5	50.0	µg/L	5	F201062	2A10002	01/09/12	FGS-054	U
Lead	ND	0.020	0.200	µg/L	5	F201062	2A10002	01/09/12	FGS-054	U
Manganese	293	0.74	10.0	µg/L	100	F201062	2A10002	01/09/12	FGS-054	
Molybdenum	140	0.03	0.30	µg/L	5	F201062	2A10002	01/09/12	FGS-054	
Nickel	8.03	0.04	0.50	µg/L	5	F201062	2A10002	01/09/12	FGS-054	
Silver	ND	0.030	0.100	µg/L	5	F201062	2A10002	01/09/12	FGS-054	U
Sodium	277000	115	2000	µg/L	100	F201062	2A10002	01/09/12	FGS-054	
Thallium	6.64	0.006	0.025	µg/L	5	F201062	2A10002	01/09/12	FGS-054	QB-01
Zinc	ND	0.08	1.00	µg/L	5	F201062	2A10002	01/09/12	FGS-054	U

Frontier Global Sciences, Inc.

Liz Siska

Liz Siska, Project Manager

The results in this report only apply to the samples analyzed in accordance with the chain of custody document. This analytical report must be reproduced in its entirety.

Page 4 of 26
 1201073 Final Report
 01/11/2012



ANALYTICAL RESULTS

Treat Tank Eff Grab

Matrix: Water

Laboratory ID: 1201073-02

Analyte	Result	MDL	MRL	Units	Dilution	Batch	Sequence	Analyzed	Method	Notes
Arsenic	4.98	1.02	3.00	µg/L	20	F201062	2A10015	01/10/12	FGS-054	
Mercury	10.5	0.34	2.02	ng/L	4	F201063	2A09010	01/09/12	EPA 1631E	FB-1631
Selenium	74.0	3.88	12.0	µg/L	20	F201062	2A10015	01/10/12	FGS-054	

Frontier Global Sciences, Inc.

Liz Siska

Liz Siska, Project Manager

The results in this report only apply to the samples analyzed in accordance with the chain of custody document. This analytical report must be reproduced in its entirety.

Page 5 of 26
 1201073 Final Report
 01/11/2012

MATRIX DUPLICATES/TRIPPLICATES

SOURCE: 1201073-02

Batch: F201063

Sequence: 2A09010

Preparation: BrCl Oxidation

Lab Number: F201063-DUP1

Analyte	Sample Concentration ng/L	Duplicate Concentration ng/L	MRL	% RPD	RPD Limit	Method	Notes
Mercury	10.48	10.54	2.02	0.617	24	EPA 1631E	
Barium	28.5	28.8	0.800	0.885	100.0		
Lead	1.08	1.07	0.200	1.07	100.0		
Cadmium	1.08	1.08	0.200	1.07	100.0		
Silver	0.32	0.32	0.100	0.32	100.0		
Copper	0.40	0.40	0.100	0.32	100.0		
Nickel	1.98	1.98	0.500	1.98	100.0		
Iron	787.8	787.8	200.00	787.8	100.00		
Chromium	8.10	8.10	2.000	8.10	100.00		
Aluminum	310.0	310.0	100.00	310.0	100.00		
Barium	28.5	28.8	0.800	0.885	100.0		

Frontier Global Sciences, Inc.

The results in this report only apply to the samples analyzed in accordance with the chain of custody document. This analytical report must be reproduced in its entirety.

Page 6 of 26
1201073 Final Report
01/11/2012

MATRIX SPIKE / MATRIX SPIKE DUPLICATE RECOVERY AND RPD

SOURCE: 1201073-01

Batch: F201062

Sequence: 2A10002


Preparation: Closed Vessel Nitric Oven Digestion

Lab Number: F201062-MS/MSD1

Analyte	Sample Concentration (µg/L)	Spike Added (µg/L)	MS Concentration (µg/L)	MS % Recovery	Recovery Limits	Method	Notes
Beryllium	0.522	2.0200	2.676	107	75 - 135	FGS-054	
Aluminum	41.1	151.50	210.7	112	80 - 115	FGS-054	
Chromium	0.47	7.0700	8.59	115	85 - 115	FGS-054	
Iron	ND	505.00	563.6	112	75 - 125	FGS-054	
Nickel	8.03	4.0400	11.98	97.7	68 - 134	FGS-054	
Copper	0.29	4.0400	4.00	91.8	51 - 145	FGS-054	
Zinc	0.27	10.100	9.10	87.4	46 - 146	FGS-054	
Arsenic	5.32	15.150	22.17	111	85 - 115	FGS-054	
Selenium	71.73	30.300	100.6	95.3	59 - 149	FGS-054	
Molybdenum	140.3	2.0200	142.1	88.8	80 - 115	FGS-054	
Silver	ND	1.5150	1.216	80.3	74 - 119	FGS-054	
Cadmium	0.207	0.80800	1.076	108	84 - 113	FGS-054	
Antimony	0.520	0.80800	1.360	104	79 - 122	FGS-054	
Barium	300.0	10.100	305.0	49.8	80 - 120	FGS-054	QM-02
Thallium	6.645	0.40400	6.882	58.7	64 - 137	FGS-054	QB-01, QM-02
Lead	ND	1.5150	1.635	108	72 - 143	FGS-054	

Analyte	Spike Added (µg/L)	MSD Concentration (µg/L)	MSD % Recovery	% RPD	Recovery Limits	RPD Limit	Method	Notes
Beryllium	2.0200	2.639	105	1.39	75 - 135	20	FGS-054	
Aluminum	151.50	213.8	114	1.50	80 - 115	20	FGS-054	
Chromium	7.0700	8.59	115	0.0611	85 - 115	20	FGS-054	
Iron	505.00	553.8	110	1.76	75 - 125	20	FGS-054	
Nickel	4.0400	12.20	103	1.83	68 - 134	20	FGS-054	
Copper	4.0400	3.95	90.7	1.15	51 - 145	20	FGS-054	
Zinc	10.100	8.87	85.2	2.51	46 - 146	20	FGS-054	
Arsenic	15.150	22.81	115	2.84	85 - 115	20	FGS-054	
Selenium	30.300	110.8	129	9.65	59 - 149	20	FGS-054	
Molybdenum	2.0200	143.5	159	0.993	80 - 115	20	FGS-054	QM-02
Silver	1.5150	1.226	81.0	0.852	74 - 119	20	FGS-054	
Cadmium	0.80800	0.956	92.7	11.8	84 - 113	20	FGS-054	

Frontier Global Sciences, Inc.



The results in this report only apply to the samples analyzed in accordance with the chain of custody document. This analytical report must be reproduced in its entirety.

Page 7 of 26
1201073 Final Report
01/11/2012

Liz Siska, Project Manager

MATRIX SPIKE / MATRIX SPIKE DUPLICATE RECOVERY AND RPD

SOURCE: 1201073-01

Batch: F201062

Sequence: 2A10002

Preparation: Closed Vessel Nitric Oven Digestion

Lab Number: F201062-MS/MSD1

Analyte	Spike Added (µg/L)	MSD Concentration (µg/L)	MSD % Recovery	% RPD	Recovery Limits	RPD Limit	Method	Notes
Antimony	0.80800	1.373	106	0.924	79 - 122	20	FGS-054	
Barium	10.100	307.1	71.1	0.703	80 - 120	20	FGS-054	QM-02
Thallium	0.40400	6.918	67.6	0.520	64 - 137	20	FGS-054	QB-01
Lead	1.5150	1.580	104	3.44	72 - 143	20	FGS-054	

Frontier Global Sciences, Inc.

The results in this report only apply to the samples analyzed in accordance with the chain of custody document. This analytical report must be reproduced in its entirety.



Page 8 of 26
1201073 Final Report
01/11/2012

Liz Siska, Project Manager



MATRIX SPIKE / MATRIX SPIKE DUPLICATE RECOVERY AND RPD

SOURCE: 1201073-01RE1

Batch: F201062

Sequence: 2A10002

Preparation: Closed Vessel Nitric Oven Digestion

Lab Number: F201062-MS/MSD2

Analyte	Sample Concentration (µg/L)	Spike Added (µg/L)	MS Concentration (µg/L)	MS % Recovery	Recovery Limits	Method	Notes
Sodium	277400	505.00	264500	-2560	75 - 125	FGS-054	QM-02
Manganese	293.1	6.0600	287.1	-98.7	80 - 120	FGS-054	QM-02

Analyte	Spike Added (µg/L)	MSD Concentration (µg/L)	MSD % Recovery	% RPD	Recovery Limits	RPD Limit	Method	Notes
Sodium	505.00	270000	-1460	2.06	75 - 125	20	FGS-054	QM-02
Manganese	6.0600	289.7	-55.3	0.912	80 - 120	20	FGS-054	QM-02

Frontier Global Sciences, Inc.

Liz Siska

Liz Siska, Project Manager

The results in this report only apply to the samples analyzed in accordance with the chain of custody document. This analytical report must be reproduced in its entirety.

MATRIX SPIKE / MATRIX SPIKE DUPLICATE RECOVERY AND RPD

SOURCE: 1201073-01

Batch: F201062

Sequence: 2A10002

Preparation: Closed Vessel Nitric Oven Digestion

Lab Number: F201062-MS/MSD3

Analyte	Sample Concentration (µg/L)	Spike Added (µg/L)	MS Concentration (µg/L)	MS % Recovery	Recovery Limits	Method	Notes
Beryllium	0.522	10.100	10.96	103	75 - 135	FGS-054	AS
Aluminum	41.1	2020.0	2166	105	80 - 115	FGS-054	AS
Chromium	0.47	202.00	230.0	114	85 - 115	FGS-054	AS
Iron	ND	1010.0	1103	109	75 - 125	FGS-054	AS
Nickel	8.03	252.50	255.1	97.8	68 - 134	FGS-054	AS
Copper	0.29	252.50	224.5	88.8	51 - 145	FGS-054	AS
Zinc	0.27	505.00	422.7	83.7	46 - 146	FGS-054	AS
Arsenic	5.32	202.00	235.0	114	85 - 115	FGS-054	AS
Selenium	71.73	202.00	287.2	107	59 - 149	FGS-054	AS
Molybdenum	140.3	101.00	244.7	103	80 - 115	FGS-054	AS
Silver	ND	10.100	8.224	81.4	74 - 119	FGS-054	AS
Cadmium	0.207	20.200	19.18	93.9	84 - 113	FGS-054	AS
Antimony	0.520	10.100	11.16	105	79 - 122	FGS-054	AS
Barium	300.0	404.00	775.3	118	80 - 120	FGS-054	AS
Thallium	6.645	10.100	17.46	107	64 - 137	FGS-054	AS, QB-01
Lead	ND	50.500	51.95	103	72 - 143	FGS-054	AS

Analyte	Spike Added (µg/L)	MSD Concentration (µg/L)	MSD % Recovery	% RPD	Recovery Limits	RPD Limit	Method	Notes
Beryllium	10.100	11.25	106	2.66	75 - 135	20	FGS-054	AS
Aluminum	2020.0	2171	105	0.234	80 - 115	20	FGS-054	AS
Chromium	202.00	231.3	114	0.528	85 - 115	20	FGS-054	AS
Iron	1010.0	1112	110	0.802	75 - 125	20	FGS-054	AS
Nickel	252.50	255.9	98.2	0.346	68 - 134	20	FGS-054	AS
Copper	252.50	225.5	89.2	0.424	51 - 145	20	FGS-054	AS
Zinc	505.00	425.5	84.2	0.647	46 - 146	20	FGS-054	AS
Arsenic	202.00	236.5	114	0.629	85 - 115	20	FGS-054	AS
Selenium	202.00	287.0	107	0.0540	59 - 149	20	FGS-054	AS
Molybdenum	101.00	246.7	105	0.806	80 - 115	20	FGS-054	AS
Silver	10.100	8.290	82.1	0.798	74 - 119	20	FGS-054	AS
Cadmium	20.200	19.31	94.6	0.670	84 - 113	20	FGS-054	AS
Antimony	10.100	11.31	107	1.29	79 - 122	20	FGS-054	AS

Frontier Global Sciences, Inc.

The results in this report only apply to the samples analyzed in accordance with the chain of custody document. This analytical report must be reproduced in its entirety.



Page 10 of 26
1201073 Final Report
01/11/2012

Liz Siska, Project Manager



MATRIX SPIKE / MATRIX SPIKE DUPLICATE RECOVERY AND RPD

SOURCE: 1201073-01

Batch: F201062

Sequence: 2A10002

Preparation: Closed Vessel Nitric Oven Digestion

Lab Number: F201062-MS/MSD3

Analyte	Spike Added (µg/L)	MSD Concentration (µg/L)	MSD % Recovery	% RPD	Recovery Limits	RPD Limit	Method	Notes
Barium	404.00	779.8	119	0.575	80 - 120	20	FGS-054	AS
Thallium	10.100	17.56	108	0.595	64 - 137	20	FGS-054	AS, QB-01
Lead	50.500	52.16	103	0.399	72 - 143	20	FGS-054	AS

Analyte	Spike Added (µg/L)	MSD Concentration (µg/L)	MSD % Recovery	% RPD	Recovery Limits	RPD Limit	Method	Notes
As	10.100	11.35	106	0.56	73 - 134	20	FGS-054	
As	50.500	51.71	102	0.534	80 - 111	20	FGS-054	
As	50.500	52.19	103	0.528	82 - 115	20	FGS-054	
As	50.500	51.13	101	0.805	75 - 152	20	FGS-054	
As	50.500	52.93	104	0.346	68 - 134	20	FGS-054	
As	50.500	52.30	102	0.434	51 - 141	20	FGS-054	
As	50.500	52.7	103	0.817	46 - 146	20	FGS-054	
As	50.500	52.2	104	0.639	82 - 112	20	FGS-054	
As	50.500	52.30	103	0.850	39 - 144	20	FGS-054	
As	50.500	54.7	108	0.806	80 - 112	20	FGS-054	
As	50.500	52.90	104	0.796	74 - 119	20	FGS-054	
As	50.500	51.31	102	0.630	84 - 111	20	FGS-054	
As	50.500	51.51	102	1.59	79 - 132	20	FGS-054	

Frontier Global Sciences, Inc.

Liz Siska

Liz Siska, Project Manager

The results in this report only apply to the samples analyzed in accordance with the chain of custody document. This analytical report must be reproduced in its entirety.

Page 11 of 26
1201073 Final Report
01/11/2012

MATRIX SPIKE / MATRIX SPIKE DUPLICATE RECOVERY AND RPD

SOURCE: 1201073-01RE1

Batch: F201062

Sequence: 2A10002

Preparation: Closed Vessel Nitric Oven Digestion


Lab Number: F201062-MS/MSD4

Analyte	Sample Concentration (µg/L)	Spike Added (µg/L)	MS Concentration (µg/L)	MS % Recovery	Recovery Limits	Method	Notes
Sodium	277400	202000	474400	97.5	75 - 125	FGS-054	AS
Manganese	293.1	2020.0	2396	104	80 - 120	FGS-054	AS

Analyte	Spike Added (µg/L)	MSD Concentration (µg/L)	MSD % Recovery	% RPD	Recovery Limits	RPD Limit	Method	Notes
Sodium	202000	480300	100	1.25	75 - 125	20	FGS-054	AS
Manganese	2020.0	2405	105	0.346	80 - 120	20	FGS-054	AS

Frontier Global Sciences, Inc.

The results in this report only apply to the samples analyzed in accordance with the chain of custody document. This analytical report must be reproduced in its entirety.



Page 12 of 26
1201073 Final Report
01/11/2012

Liz Siska, Project Manager



MATRIX SPIKE / MATRIX SPIKE DUPLICATE RECOVERY AND RPD

SOURCE: 1201073-02

Batch: F201063

Sequence: 2A09010

Preparation: BrCl Oxidation

Lab Number: F201063-MS/MSD1

Analyte	Sample Concentration (ng/L)	Spike Added (ng/L)	MS Concentration (ng/L)	MS % Recovery	Recovery Limits	Method	Notes
Mercury	10.48	20.400	31.36	102	71 - 125	EPA 1631E	

Analyte	Spike Added (ng/L)	MSD Concentration (ng/L)	MSD % Recovery	% RPD	Recovery Limits	RPD Limit	Method	Notes
Mercury	20.400	27.08	81.4	14.7	71 - 125	24	EPA 1631E	

Frontier Global Sciences, Inc.

Liz Siska, Project Manager

The results in this report only apply to the samples analyzed in accordance with the chain of custody document. This analytical report must be reproduced in its entirety.



MATRIX SPIKE / MATRIX SPIKE DUPLICATE RECOVERY AND RPD

SOURCE: 1112278-02

Batch: F201063

Sequence: 2A09010

Preparation: BrCl Oxidation

Lab Number: F201063-MS/MSD2

Analyte	Sample Concentration (ng/L)	Spike Added (ng/L)	MS Concentration (ng/L)	MS % Recovery	Recovery Limits	Method	Notes
Mercury	7.61	20.400	27.86	99.2	71 - 125	EPA 1631E	

Analyte	Spike Added (ng/L)	MSD Concentration (ng/L)	MSD % Recovery	% RPD	Recovery Limits	RPD Limit	Method	Notes
Mercury	20.400	28.37	102	1.82	71 - 125	24	EPA 1631E	

Frontier Global Sciences, Inc.

The results in this report only apply to the samples analyzed in accordance with the chain of custody document. This analytical report must be reproduced in its entirety.

Liz Siska

Page 14 of 26
 1201073 Final Report
 01/11/2012

Liz Siska, Project Manager



MATRIX SPIKE / MATRIX SPIKE DUPLICATE RECOVERY AND RPD

SOURCE: 1201029-01

Batch: F201063

Sequence: 2A09010

Preparation: BrCl Oxidation

Lab Number: F201063-MS/MSD3

Analyte	Sample Concentration (ng/L)	Spike Added (ng/L)	MS Concentration (ng/L)	MS % Recovery	Recovery Limits	Method	Notes
Mercury	5.34	10.200	15.58	100	71 - 125	EPA 1631E	

Analyte	Spike Added (ng/L)	MSD Concentration (ng/L)	MSD % Recovery	% RPD	Recovery Limits	RPD Limit	Method	Notes
Mercury	10.200	14.07	85.6	10.2	71 - 125	24	EPA 1631E	

Frontier Global Sciences, Inc.

Liz Siska, Project Manager

The results in this report only apply to the samples analyzed in accordance with the chain of custody document. This analytical report must be reproduced in its entirety.



MATRIX SPIKE / MATRIX SPIKE DUPLICATE RECOVERY AND RPD

SOURCE: 1201030-02

Batch: F201063

Sequence: 2A09010

Preparation: BrCl Oxidation

Lab Number: F201063-MS/MSD4

Analyte	Sample Concentration (ng/L)	Spike Added (ng/L)	MS Concentration (ng/L)	MS % Recovery	Recovery Limits	Method	Notes
Mercury	5.54	10.200	14.82	91.0	71 - 125	EPA 1631E	

Analyte	Spike Added (ng/L)	MSD Concentration (ng/L)	MSD % Recovery	% RPD	Recovery Limits	RPD Limit	Method	Notes
Mercury	10.200	14.61	89.0	1.40	71 - 125	24	EPA 1631E	

Frontier Global Sciences, Inc.

The results in this report only apply to the samples analyzed in accordance with the chain of custody document. This analytical report must be reproduced in its entirety.

Liz Siska



MATRIX SPIKE / MATRIX SPIKE DUPLICATE RECOVERY AND RPD

SOURCE: 1201073-01RE2

Batch: F201077

Sequence: 2A10015

Preparation: Closed Vessel Nitric Oven Digestion

Lab Number: F201077-MS/MSD1

Analyte	Sample Concentration (µg/L)	Spike Added (µg/L)	MS Concentration (µg/L)	MS % Recovery	Recovery Limits	Method	Notes
Calcium	5052000	1515.0	5067000	1010	70 - 130	FGS-054	QM-02

Analyte	Spike Added (µg/L)	MSD Concentration (µg/L)	MSD % Recovery	% RPD	Recovery Limits	RPD Limit	Method	Notes
Calcium	1515.0	5034000	-1190	0.660	70 - 130	20	FGS-054	QM-02

Frontier Global Sciences, Inc.

Liz Siska, Project Manager

The results in this report only apply to the samples analyzed in accordance with the chain of custody document. This analytical report must be reproduced in its entirety.



MATRIX SPIKE / MATRIX SPIKE DUPLICATE RECOVERY AND RPD

SOURCE: 1201073-01RE2

Batch: F201077

Sequence: 2A10015

Preparation: Closed Vessel Nitric Oven Digestion

Lab Number: F201077-MS/MSD2

Analyte	Sample Concentration (µg/L)	Spike Added (µg/L)	MS Concentration (µg/L)	MS % Recovery	Recovery Limits	Method	Notes
Calcium	5052000	10100000	15570000	104	70 - 130	FGS-054	

Analyte	Spike Added (µg/L)	MSD Concentration (µg/L)	MSD % Recovery	% RPD	Recovery Limits	RPD Limit	Method	Notes
Calcium	10100000	15550000	104	0.125	70 - 130	20	FGS-054	

Frontier Global Sciences, Inc.

The results in this report only apply to the samples analyzed in accordance with the chain of custody document. This analytical report must be reproduced in its entirety.

Liz Siska



LABORATORY CONTROL SAMPLE/ LABORATORY CONTROL SAMPLE DUPLICATE

RECOVERY AND RPD

Batch: F201062

Sequence: 2A10002

Preparation: Closed Vessel Nitric Oven Digestion

Lab Number: F201062-BS/BSD1

LCS Source: Blank Spike

Analyte	Spike Added (µg/L)	LCS Concentration (µg/L)	LCS % Recovery	Recovery Limits	Method	Notes
Beryllium	2.0000	2.039	102	75 - 135	FGS-054	
Sodium	500.00	487	97.4	80 - 120	FGS-054	
Aluminum	150.00	152.4	102	85 - 115	FGS-054	
Calcium	1500.0	1550	103	80 - 120	FGS-054	
Chromium	7.0000	6.82	97.4	85 - 115	FGS-054	
Manganese	6.0000	6.03	101	85 - 115	FGS-054	
Iron	500.00	481.5	96.3	80 - 120	FGS-054	
Nickel	4.0000	4.06	102	68 - 134	FGS-054	
Copper	4.0000	4.15	104	51 - 145	FGS-054	
Zinc	10.000	10.16	102	46 - 146	FGS-054	
Arsenic	15.000	15.38	103	85 - 115	FGS-054	
Selenium	30.000	31.50	105	59 - 149	FGS-054	
Molybdenum	2.0000	1.97	98.3	85 - 115	FGS-054	
Silver	1.5000	1.569	105	74 - 119	FGS-054	
Cadmium	0.80000	0.850	106	84 - 113	FGS-054	
Antimony	0.80000	0.866	108	79 - 122	FGS-054	
Barium	10.000	10.41	104	85 - 115	FGS-054	
Thallium	0.40000	0.433	108	64 - 134	FGS-054	
Lead	1.5000	1.611	107	72 - 143	FGS-054	

Analyte	Spike Added (µg/L)	LCSD Concentration (µg/L)	LCSD % Recovery	% RPD	Recovery Limits	RPD Limit	Method	Notes
Beryllium	2.0000	2.078	104	1.91	75 - 135	20	FGS-054	
Sodium	500.00	496	99.2	1.88	80 - 120	20	FGS-054	
Aluminum	150.00	154.4	103	1.28	85 - 115	20	FGS-054	
Calcium	1500.0	1583	106	2.10	80 - 120	20	FGS-054	
Chromium	7.0000	6.95	99.3	1.90	85 - 115	20	FGS-054	
Manganese	6.0000	6.15	103	1.97	85 - 115	20	FGS-054	
Iron	500.00	494.6	98.9	2.69	80 - 120	20	FGS-054	

Frontier Global Sciences, Inc.

The results in this report only apply to the samples analyzed in accordance with the chain of custody document. This analytical report must be reproduced in its entirety.

Liz Siska

Liz Siska, Project Manager

LABORATORY CONTROL SAMPLE/ LABORATORY CONTROL SAMPLE DUPLICATE

RECOVERY AND RPD

Batch: F201062


Sequence: 2A10002

Preparation: Closed Vessel Nitric Oven Digestion

Lab Number: F201062-BS/BSD1

LCS Source: Blank Spike

Analyte	Spike Added (µg/L)	LCSD Concentration (µg/L)	LCSD % Recovery	% RPD	Recovery Limits	RPD Limit	Method	Notes
Nickel	4.0000	4.15	104	2.20	68 - 134	20	FGS-054	
Copper	4.0000	4.28	107	3.01	51 - 145	20	FGS-054	
Zinc	10.000	10.52	105	3.48	46 - 146	20	FGS-054	
Arsenic	15.000	15.69	105	2.00	85 - 115	20	FGS-054	
Selenium	30.000	32.57	109	3.35	59 - 149	20	FGS-054	
Molybdenum	2.0000	1.93	96.6	1.72	85 - 115	20	FGS-054	
Silver	1.5000	1.557	104	0.768	74 - 119	20	FGS-054	
Cadmium	0.80000	0.868	108	2.04	84 - 113	20	FGS-054	
Antimony	0.80000	0.872	109	0.661	79 - 122	20	FGS-054	
Barium	10.000	10.54	105	1.25	85 - 115	20	FGS-054	
Thallium	0.40000	0.443	111	2.27	64 - 134	20	FGS-054	
Lead	1.5000	1.641	109	1.85	72 - 143	20	FGS-054	





LABORATORY CONTROL SAMPLE/ LABORATORY CONTROL SAMPLE DUPLICATE

RECOVERY AND RPD

Batch: F201063

Sequence: 2A09010

Preparation: BrCl Oxidation

Lab Number: F201063-BS/BSD1

LCS Source: Nist 1641d

Analyte	Spike Added (ng/L)	LCS Concentration (ng/L)	LCS % Recovery	Recovery Limits	Method	Notes
Mercury	15.679	15.50	98.8	80 - 120	EPA 1631E	

Analyte	Spike Added (ng/L)	LCSD Concentration (ng/L)	LCSD % Recovery	% RPD	Recovery Limits	RPD Limit	Method	Notes
Mercury	15.679	15.95	102	2.89	80 - 120	24	EPA 1631E	

Frontier Global Sciences, Inc.

The results in this report only apply to the samples analyzed in accordance with the chain of custody document. This analytical report must be reproduced in its entirety.

Liz Siska

Liz Siska, Project Manager



LABORATORY CONTROL SAMPLE/ LABORATORY CONTROL SAMPLE DUPLICATE

RECOVERY AND RPD

Batch: F201077

Sequence: 2A10015

Preparation: Closed Vessel Nitric Oven Digestion

Lab Number: F201077-BS/BSD1

LCS Source: Blank Spike

Analyte	Spike Added (µg/L)	LCS Concentration (µg/L)	LCS % Recovery	Recovery Limits	Method	Notes
Calcium	1500.0	1517	101	80 - 120	FGS-054	

Analyte	Spike Added (µg/L)	LCSD Concentration (µg/L)	LCSD % Recovery	% RPD	Recovery Limits	RPD Limit	Method	Notes
Calcium	1500.0	1571	105	3.47	80 - 120	20	FGS-054	

Frontier Global Sciences, Inc.

The results in this report only apply to the samples analyzed in accordance with the chain of custody document. This analytical report must be reproduced in its entirety.

Liz Siska



PREPARATION BLANKS

Instrument: Hg-17

Sequence: 2A09010

Preparation: BrCl Oxidation

Lab Sample ID	Analyte	Found	MRL	Units	Batch	Method	Notes
F201063-BLK1	Mercury	-0.009	0.50	ng/L	F201063	EPA 1631E	U
F201063-BLK2	Mercury	-0.006	0.50	ng/L	F201063	EPA 1631E	U
F201063-BLK3	Mercury	-0.02	0.50	ng/L	F201063	EPA 1631E	U
F201063-BLK4	Mercury	0.03	0.50	ng/L	F201063	EPA 1631E	U, QB-04
F201063-BLK5	Mercury	0.11	0.52	ng/L	F201063	EPA 1631E	U, QB-06

Frontier Global Sciences, Inc.

Liz Siska

Liz Siska, Project Manager

The results in this report only apply to the samples analyzed in accordance with the chain of custody document. This analytical report must be reproduced in its entirety.

Page 23 of 26
 1201073 Final Report
 01/11/2012

PREPARATION BLANKS

Instrument: ICPMS-6


Sequence: 2A10002

Preparation: Closed Vessel Nitric Oven Digestion

Lab Sample ID	Analyte	Found	MRL	Units	Batch	Method	Notes
F201062-BLK1	Beryllium	0.0002	0.060	µg/L	F201062	FGS-054	U
F201062-BLK1	Sodium	0.09	20	µg/L	F201062	FGS-054	U
F201062-BLK1	Aluminum	0.09	4.0	µg/L	F201062	FGS-054	U
F201062-BLK1	Calcium	0.5	40	µg/L	F201062	FGS-054	U
F201062-BLK1	Chromium	0.03	0.10	µg/L	F201062	FGS-054	U
F201062-BLK1	Manganese	-0.002	0.10	µg/L	F201062	FGS-054	U
F201062-BLK1	Iron	-0.06	10.0	µg/L	F201062	FGS-054	U
F201062-BLK1	Nickel	0.004	0.10	µg/L	F201062	FGS-054	U
F201062-BLK1	Copper	-0.0003	0.10	µg/L	F201062	FGS-054	U
F201062-BLK1	Zinc	0.04	0.20	µg/L	F201062	FGS-054	U
F201062-BLK1	Arsenic	-0.07	0.15	µg/L	F201062	FGS-054	U
F201062-BLK1	Selenium	0.003	0.60	µg/L	F201062	FGS-054	U
F201062-BLK1	Molybdenum	0.005	0.06	µg/L	F201062	FGS-054	U
F201062-BLK1	Silver	0.0002	0.020	µg/L	F201062	FGS-054	U
F201062-BLK1	Cadmium	-0.00002	0.020	µg/L	F201062	FGS-054	U
F201062-BLK1	Antimony	-0.0003	0.020	µg/L	F201062	FGS-054	U
F201062-BLK1	Barium	-0.04	0.20	µg/L	F201062	FGS-054	U
F201062-BLK1	Thallium	0.007	0.005	µg/L	F201062	FGS-054	QB-10
F201062-BLK1	Lead	0.003	0.040	µg/L	F201062	FGS-054	U

Frontier Global Sciences, Inc.

The results in this report only apply to the samples analyzed in accordance with the chain of custody document. This analytical report must be reproduced in its entirety.



Page 24 of 26
1201073 Final Report
01/11/2012

Liz Siska, Project Manager



PREPARATION BLANKS

Instrument: ICPMS-6

Sequence: 2A10015

Preparation: Closed Vessel Nitric Oven Digestion

Lab Sample ID	Analyte	Units	Found	MRL	Units	Batch	Method	Notes
F201077-BLK1	Calcium	µg/L	0.2	40	µg/L	F201077	FGS-054	U

Frontier Global Sciences, Inc.

The results in this report only apply to the samples analyzed in accordance with the chain of custody document. This analytical report must be reproduced in its entirety.

Liz Siska

Liz Siska, Project Manager

Notes and Definitions

- U Analyte included in the analysis, but not detected
- QM-02 The MS and/or MSD recoveries outside acceptance limits, due to spike concentration less than 1 times the sample concentration. The batch was accepted based on LCS and LCSD recoveries within control limits and, when analysis permits, acceptable AS/ASD.
- QB-10 The method blank and/or initial/continuing calibration blank contains analyte at a concentration above the MRL. Only report sample results greater than 10 times the contamination value (QB-01), or samples less than the MRL (QB-02).
- QB-06 The blank was preserved to 5% BrCl rather than 1%. The control limit for blanks preserved to greater than 1% BrCl is the preservation percentage multiplied by the MRL.
- QB-04 The blank was preserved to 2% BrCl rather than 1%. The control limit for blanks preserved to greater than 1% BrCl is the preservation percentage multiplied by the MRL.
- QB-01 The method blank and/or initial/continuing calibration blank contains analyte at a concentration above the MRL. However, the blank concentration(s) are less than 10% of the sample result.
- FB-1631 Required equipment/field/filter blank not submitted by the client. The sample has been analyzed according to 1631E, but does not meet 1631E criteria
- AS This MS and/or MSD is an analytical spike and/or an analytical spike duplicate.
- DET Analyte Detected
- MDL Minimum Detection Limit
- MRL Minimum Reporting Limit
- ND Analyte Not Detected at or above the reporting limit
- wet Sample results reported on a wet weight basis
- dry Sample results reported on a dry weight basis
- RPD Relative Percent Difference
- RSD Relative Standard Deviation

Frontier Global Sciences, Inc.



Liz Siska, Project Manager

The results in this report only apply to the samples analyzed in accordance with the chain of custody document. This analytical report must be reproduced in its entirety.

Page 26 of 26
1201073 Final Report
01/11/2012

