


Pumpkinseed	1972	1973	1974	1975	1976	1977	1978	1979	1980	1981	1982	1983	1984
Bluegill	58.8	55.7	48.4		48.9								
	0	0	0		0								

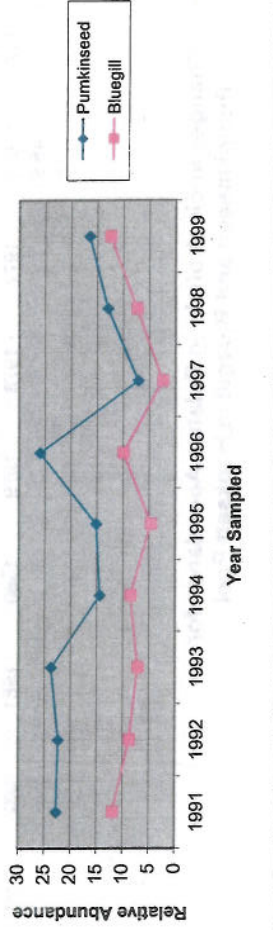


Pumpkinseed	1991	1992	1993	1994	1995	1996	1997	1998	1999	Trapnet VY
Bluegill	22.7	22.3	23.7	14.4	15.1	25.9	7.1	12.9	16.4	
	11.9	8.7	7.1	8.5	4.6	9.9	2.4	7.3	12.4	

Changes in Trapnet Relative Abundance for Pumpkinseed and Bluegill in

*Records 5-10, 5-11, 5-12  
Ramp Br Fish RA-X15*

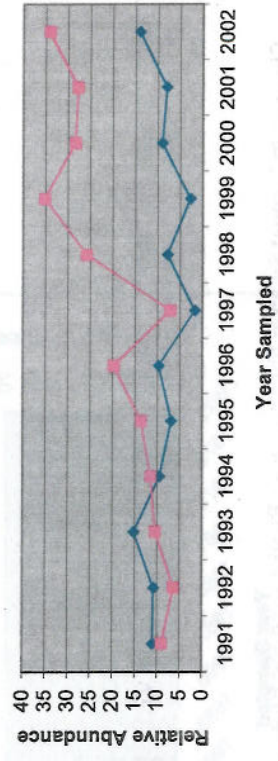
### Vernon Pool



Pumpkinseed  
Bluegill

Year	1991	1992	1993	1994	1995	1996	1997	1998	1999	2000	2001	2002
Pumpkinseed	11	10.8	15.2	9.5	6.9	9.7	1.7	7.8	2.7	9	8	14
Bluegill	9	6.4	10.5	11.5	13.7	19.8	7.2	25.8	35.2	28.4	27.8	34.1

### Changes in Electrofishing Relative Abundance for Pumpkinseed and Bluegill in Vernon Pool



Pumpkinseed  
Bluegill

*Handwritten notes:*  
1991, 1992, 1993, 1994, 1995, 1996, 1997, 1998, 1999, 2000, 2001, 2002

\_\_\_\_\_

11.1

11.2

11.3

11.4

11.5

11.6

11.7

11.8

11.9

11.10

11.11

11.12

11.13

11.14

11.15

11.16

11.17

11.18

11.19

11.20

11.21

11.22

1988 1989 1990 1991 1992 1993 1994 1995  
0.7  
41.7

1996 1997 1998 1999 2000 2001

2005  
4  
25.1

