

7. Attach a topographic map indicating the location of the facility and the outfall(s) to the receiving water. Map attached? Yes See Attachment A

8. Provide the number of turbines and the combined turbine discharge (installed capacity) at maximum and minimum output, in cubic feet per second (cfs). Number of turbines 2 Combined turbine discharge (installed capacity): maximum output, cfs 11,000 and minimum output, cfs 3,900

9. Is the hydroelectric generating facility operated as a pump storage project? YES

B. Discharge Information (attach additional sheets as needed).

1. Name of receiving water into which discharge will occur: Lower Reservoir/ Deerfield River
Freshwater: X Marine Water: _____

2. Attach a line drawing or flow schematic showing water flow through the facility including sources of intake water, operations contributing flow, treatment units, outfalls, and receiving waters(s). Line drawing or flow schematic attached? Yes See Attachment B

3. List each outfall under the following categories and number sequentially: equipment-related cooling water; equipment and floor drain water; maintenance-related water; facility maintenance-related water during flood/high water events, and equipment-related backwash strainer water (see Parts I.A.1, 2, 3, and 4; or Parts I.B.1, 2, 3, and 4). Attach additional sheets to identify outfalls as needed.

Equipment-related cooling water

Equipment and floor drain water

Maintenance-related water

Facility maintenance-related water during flood/high water events

Equipment-related backwash strainer water

#002 - Strainer backwash, avg. 220,000 gpd

4. List each outfall discharging any combination of the following to identify the combined discharges: equipment-related cooling water, equipment and floor drain water, maintenance-related water, equipment-related backwash strainer water, and facility maintenance-related water during flood/high water events (see Parts I.A.5 and B.5) and continue the sequential numbering. Attach additional sheets to identify outfalls as needed.

NOI Information - NPDES Hydroelectric Facilities General Permit

CW 2/4

#4 (cont.)

#001 - Equip./floor drainage & cooling H₂O, avg. 3,110,000 gpd

5. Provide for each outfall the following:

- a. Latitude and longitude to the nearest second (see EPA's siting tool at: http://www.epa.gov/tri/report/siting_tool/) and the name(s) of the receiving water(s) into which the discharge will occur.
#001 & 002 - 42°41'14.18"N/72°57'45.58"W, Lower Res./ Deerfield River
- b. The operations contributing flow and the treatment received by the discharge. Indicate the average flow from each operation. Please see answers provided in #3 and #4 (above).
- c. Indicate if the discharge can be sampled at least once per year or can be sampled using the representative outfall sampling provisions (see Parts I.A.6 or B.6 and III.E). Yes, discharge can be sampled.
- d. Note if the outfall discharges intermittently or seasonally. Year-round discharge.

C. Chemical Additives

Are any non-toxic neutralization chemicals used in the discharge(s)? Yes No If so, include the chemical name and manufacturer; maximum and average daily quantity used on a monthly basis as well as the maximum and average daily expected concentrations (mg/l) in the discharge, and the vendor's reported aquatic toxicity (NOAEL and/or LC₅₀ in percent for typically acceptable aquatic organism).

D. Endangered Species Act Eligibility Information

A facility, with a previous ESA Section 7 consultation with the National Marine Fisheries Service (NMFS), seeking coverage under the Massachusetts general permit and discharging to the Connecticut River or Merrimack River should provide one of the following, if available. N/A

1. A formal certification indicating consultation with the National Marine Fisheries Service (NMFS) resulted in either a no jeopardy opinion or a written concurrence on a finding that the discharges are not likely to adversely affect the shortnose sturgeon or critical habitat. Information should also be provided indicating the hydroelectric facility's previous ESA Section 7 consultation with NMFS covered the discharges to be authorized under this general permit and demonstrating no significant changes in the discharges have occurred since the previous consultation.
2. Another operator's certificate of the ESA eligibility for those discharges to be authorized under this general permit.

E. Supplemental Information


Please provide any supplemental information, including antidegradation review information applicable to new or increased discharges. Attach any certification(s) required by the general permit.

F. Signature Requirements

The Notice of Intent must be signed by the operator in accordance with the signatory requirements of 40 CFR Section 122.22 (see below) including the following certification:

I certify under penalty of law that no chemical additives are used in the discharges to be authorized under this general permit except for those used for pH adjustment and (2) this document and all attachments were prepared under my direction or supervision in accordance with a system designed to assure that qualified personnel properly gather and evaluate the information submitted.


Based on my inquiry of the person or persons who manage the system, or those persons directly responsible for gathering the information, I certify that the information submitted is, to the best of my knowledge and belief, true, accurate, and complete. I certify that I am aware that there are significant penalties for submitting false information, including the possibility of fine and imprisonment for knowing violations.

Signature  Date 2/9/2010
Printed Name and Title Brian Stetson, General Manager

Federal regulations require this application to be signed as follows:

1. For a corporation, by a principal executive officer of at least the level of vice president;
2. For partnership or sole proprietorship, by a general partner or the proprietor, respectively, or,
3. For a municipality, State, Federal or other public facility, by either a principal executive officer or ranking elected official.

ATTACHMENT A



BEAR SWAMP POWER COMPANY
 COCKWELL STATION
 370 RIVER RD.
 FLORIDA, MA

NPDES HYDRO GENERAL PERMIT NO1
 JANUARY 2010

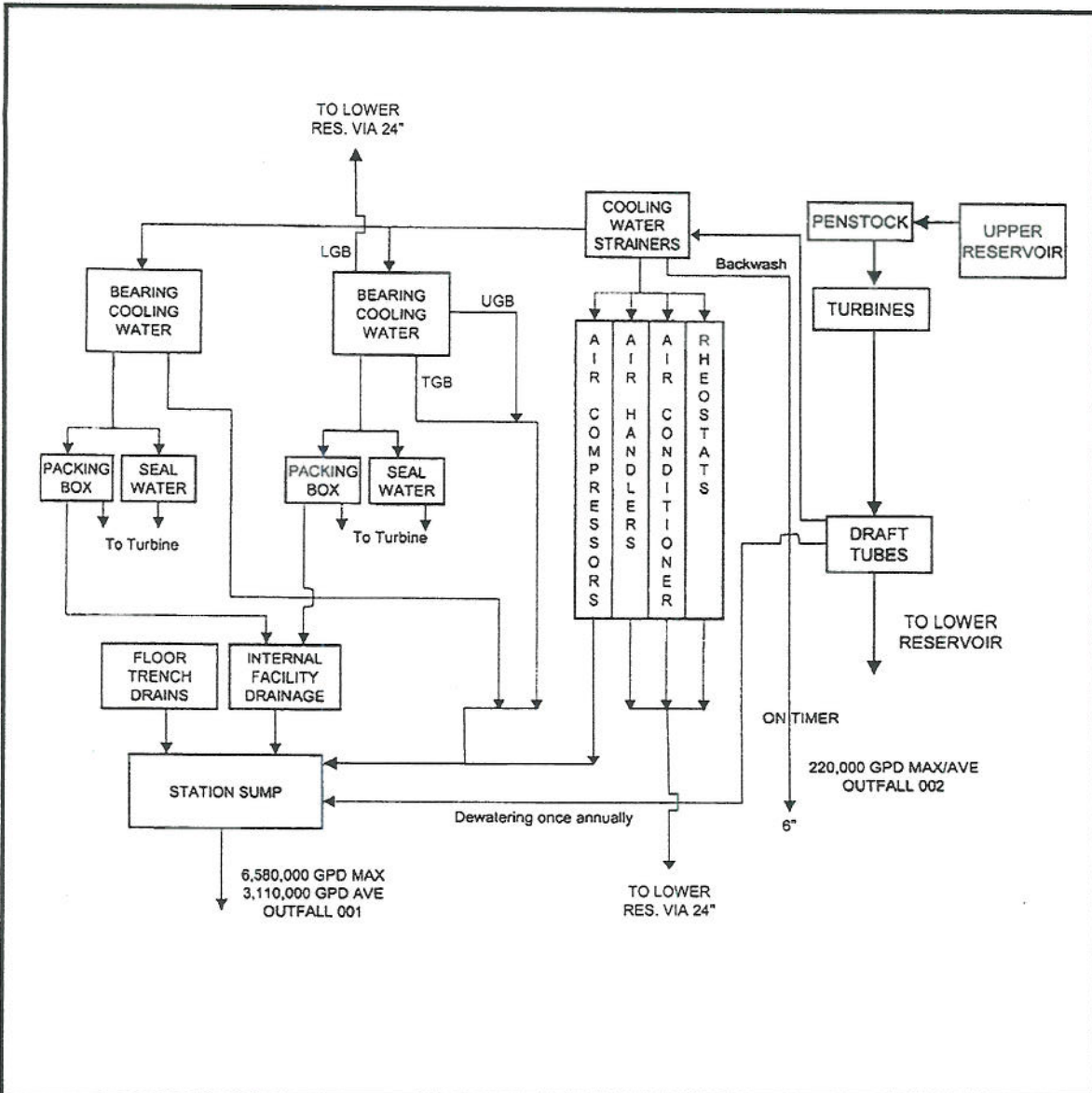
Brookfield

Brookfield Renewable Power Inc.
 Bear Swamp Power Company, LLC
 P.O. Box 461
 Florida, MA 01367

Tel 802.423.7015
 Fax 802.423.5363
www.brookfieldpower.com

PAGE 1 OF 1

ATTACHMENT B



BEAR SWAMP POWER COMPANY
COCKWELL STATION
370 RIVER RD.
FLORIDA, MA

NPDES HYDRO GENERAL PERMIT NOI
JANUARY 2010

Brookfield

Brookfield Renewable Power Inc.
Bear Swamp Power Company, LLC
P.O. Box 461
Flows, MA 01367

Tel 802.423.7015
Fax 802.423.5363
www.brookfieldpower.com

PAGE 1 OF 1