



United States
Environmental Protection
Agency

Prevention, Pesticides
and Toxic Substances
(7508P)

EPA 738-R-09-304
May 2009

Reregistration Eligibility Decision (RED) for Coppers

Revised May 2009

REREGISTRATION ELIGIBILITY DECISION
FOR COPPERS

Case Nos. 0636, 0649, 4025, 4026

Revised May 2009

Approved by:

Richard P. Keigwin, Jr.

Richard P. Keigwin, Jr.

Director, Special Review and Reregistration Division

Date:

5/26/09

TABLE OF CONTENTS

Glossary of Terms and Abbreviations	v
Amendment to the Coppers Reregistration Eligibility Decision	1
EXECUTIVE SUMMARY	8
II. Chemical Overview	15
A. Regulatory History	15
B. Chemical Identification	15
C. Use Profile	18
D. Estimated Usage of Copper Pesticides	21
III. Summary of Coppers Risk Assessments	25
A. Human Health Risk Assessment	25
1. Background on Copper	26
2. Exposure Sources of Copper	26
3. Human Metabolism of Copper	27
4. Toxicity Summary for Copper	27
5. FQPA Safety Factor Considerations	31
6. Aggregate Risk from Coppers (Dietary and Residential)	32
7. Occupational Exposure	32
8. Incidence Data on Copper Exposure	33
B. Ecological Risk Assessment	33
1. Environmental Fate	34
2. Ecological Exposure and Risk	35
3. Ecological Incidents	59
A. Determination of Reregistration Eligibility	61
B. Public Comments and Responses	61
C. Regulatory Position	62
1. FQPA Findings	62
2. Endocrine Disruptor Effects	63
3. Cumulative Risks	63
4. Endangered Species	64
D. Tolerance Reassessment Summary	64
1. Tolerances Proposed to be Revoked	64
2. Tolerances Listed Under 40 CFR §180.1021	65
E. Regulatory Rationale	66
1. Human Health Risk Management	66
2. Ecological Risk Management for Non-target Organisms	68
3. Urban Uses	78
4. Advisory Language	80
5. 303(d) - Designated Impaired Water Bodies	81
V. What Registrants Need to Do	86
A. Manufacturing-Use Products	86
1. Generic Data Requirements	86
2. Labeling for Manufacturing-Use Products	86
B. End-Use Products	86
1. Additional Product-Specific Data Requirements	86

C. Labeling Changes Summary Table	88
APPENDIX A.	100
APPENDIX B.	106
APPENDIX C.	112
APPENDIX D.	113
APPENDIX E.	122
APPENDIX F.	123
APPENDIX G.	148

Coppers Reregistration Eligibility Decision Team

Office of Pesticide Programs

Antimicrobials Division

Diane Isbell
Kathryn Jakob

Biological and Economic Analysis Division

Andrew Lee
Jenna Carter
Richard Michell
William Phillips, II, Ph.D.

Environmental Fate and Effects Division

James Hetrick, Ph.D.
Paige Doelling Brown, Ph.D.

Health Effects Division

Alan Nielsen
Christina Jarvis
Elissa Reaves

Registration Division

Tony Kish

Risk Management

Rosanna Louie
Kevin Costello
Neil Anderson

Office of General Counsel

Andrew Simons

Glossary of Terms and Abbreviations

ai	Active Ingredient
aPAD	Acute Population Adjusted Dose
APHIS	Animal and Plant Health Inspection Service
ARTF	Agricultural Re-entry Task Force
BCF	Bioconcentration Factor
CDC	Centers for Disease Control
CDPR	California Department of Pesticide Regulation
CFR	Code of Federal Regulations
ChEI	Cholinesterase Inhibition
CMBS	Carbamate Market Basket Survey
cPAD	Chronic Population Adjusted Dose
CSFII	USDA Continuing Surveys for Food Intake by Individuals
CWS	Community Water System
DCI	Data Call-In
DEEM	Dietary Exposure Evaluation Model
DL	Double layer clothing {i.e., coveralls over SL}
EC	Emulsifiable Concentrate Formulation
EDSP	Endocrine Disruptor Screening Program
EDSTAC	Endocrine Disruptor Screening and Testing Advisory Committee
EEC	Estimated Environmental Concentration. The estimated pesticide concentration in an environment, such as a terrestrial ecosystem.
EP	End-Use Product
EPA	U.S. Environmental Protection Agency
EXAMS	Tier II Surface Water Computer Model
FDA	Food and Drug Administration
FFDCA	Federal Food, Drug, and Cosmetic Act
FIFRA	Federal Insecticide, Fungicide, and Rodenticide Act
FOB	Functional Observation Battery
FQPA	Food Quality Protection Act
FR	Federal Register
GL	With gloves
IDFS	Incident Data System
IPM	Integrated Pest Management
RED	Reregistration Eligibility Decision
LADD	Lifetime Average Daily Dose
LC ₅₀	Median Lethal Concentration. Statistically derived concentration of a substance expected to cause death in 50% of test animals, usually expressed as the weight of substance per weight or volume of water, air or feed, e.g., mg/l, mg/kg or ppm.
LD ₅₀	Median Lethal Dose. Statistically derived single dose causing death in 50% of the test animals when administered by the route indicated (oral, dermal, inhalation), expressed as a weight of substance per unit weight of animal, e.g., mg/kg.
LOAEC	Lowest Observed Adverse Effect Concentration
LOAEL	Lowest Observed Adverse Effect Level
LOC	Level of Concern
LOEC	Lowest Observed Effect Concentration
mg/kg/day	Milligram Per Kilogram Per Day
MOE	Margin of Exposure
MP	Manufacturing-Use Product
MRID	Master Record Identification (number). EPA's system of recording and tracking studies submitted.
MRL	Maximum Residue Level
N/A	Not Applicable
NASS	National Agricultural Statistical Service
NAWQA	USGS National Water Quality Assessment

NG	No Gloves
NMFS	National Marine Fisheries Service
NOAEC	No Observed Adverse Effect Concentration
NOAEL	No Observed Adverse Effect Level
NPIC	National Pesticide Information Center
NR	No respirator
OPP	EPA Office of Pesticide Programs
ORETF	Outdoor Residential Exposure Task Force
PAD	Population Adjusted Dose
PCA	Percent Crop Area
PDCI	Product Specific Data Call-In
PDP	USDA Pesticide Data Program
PF10	Protections factor 10 respirator
PF5	Protection factor 5 respirator
PHED	Pesticide Handler's Exposure Data
PHI	Preharvest Interval
ppb	Parts Per Billion
PPE	Personal Protective Equipment
PRZM	Pesticide Root Zone Model
RBC	Red Blood Cell
RED	Reregistration Eligibility Decision
REI	Restricted Entry Interval
RfD	Reference Dose
RPA	Reasonable and Prudent Alternatives
RQ	Risk Quotient
RTU	(Ready-to-use)
RUP	Restricted Use Pesticide
SCI-GROW	Tier I Ground Water Computer Model
SF	Safety Factor
SL	Single layer clothing
SLN	Special Local Need (Registrations Under Section 24(c) of FIFRA)
TEP	Typical End-Use Product
TGAI	Technical Grade Active Ingredient
TTRS	Transferable Turf Residues
UF	Uncertainty Factor
USDA	United States Department of Agriculture
USFWS	United States Fish and Wildlife Service
USGS	United States Geological Survey
WPS	Worker Protection Standard

Amendment to the Coppers Reregistration Eligibility Decision

This document serves as an amendment to the Coppers Reregistration Eligibility Decision (RED), completed in July 2006 and published in August 2006, which initiated a public comment period. A total of 46 submissions were received, which included comments from various growers that use copper products, university extension services, registrants, and publicly-owned treatment works facilities. Comments received included information on application rates, copper use in aquatic areas and water treatment facilities, and human health exposures. The Agency has also revised the RED document to reflect the current status of the Office of Pesticide Programs initiatives, namely, the Endangered Species Program. The list of copper compounds technical registrants has also been updated to reflect the most recent companies which retain copper-containing technical registrations.

In consideration of various comments, and other decisions that occurred after the RED was published, the RED and the Label Table has been updated to reflect current labeling requirements. Appendix A, which is a summary of the use sites and applications eligible for reregistration, has also been updated based on comments received during the comment period. The revised coppers RED and its appendices, in conjunction with this summary, present the Agency's response to these comments. The following are a summary of the comments received and the Agency's response:

REI Changes

Available acute toxicity studies indicate that products containing certain copper compounds can cause severe eye, dermal, or inhalation irritation if exposed to the handler and/or applicator of that product. As a result, the RED listed a number of copper compounds whose restricted-entry intervals (REI) were increased from 12- or 24-hours to 48-hours. Comments were received questioning the Agency's reasons for increasing these REIs, considering the low concern for potential systemic toxicity from these uses. The Agency considered requests to review updated information and studies of certain copper compounds that impacted REIs for products containing cuprous oxide, and addressed an eye exposure mitigation proposal for products that are labeled for use in greenhouses. The following are the Agency's response to comments and decisions regarding the REIs for products containing certain copper compounds.

Copper-Containing Products Registered for Greenhouse Use

The majority of copper-containing products registered for agricultural applications are applied outdoors to large acreages, with some products registered for use in greenhouses. Since certain copper compounds can cause severe acute irritation, namely eye irritation, the Worker Protection Standard (WPS, 40 CFR Part 156) requires a 48-hour REI to reduce the potential for these adverse exposures, as there are few means to effectively mitigate eye exposures in the middle of large fields. In 2001, Phyton Corporation requested that the Agency consider reducing the REI from 48 to 24 hours for copper products used in greenhouse. To address the potential for eye exposures, the registrant proposed following criteria and conditions in order to mitigate eye irritation concerns.

For at least seven days following the application of copper-containing products in greenhouses:

- at least one container or station designed specifically for flushing eyes is available in operating condition with the WPS-required decontamination supplies for workers entering the area treated with copper-containing products,
- workers are informed orally, in a manner they can understand:
 - that residues in the treated area may be highly irritating to their eyes,
 - that they should take precautions, such as refraining from rubbing their eyes, to keep the residues out of their eyes,
 - that if they do get residues in their eyes, they should immediately flush their eyes with the eye flush container for eye flush station that is located with the decontamination supplies, and
 - how to operate the eye flush container or eye flush station.

The Agency accepted this proposal because it believes that greenhouses will readily have access to a limitless source of running water at a temperature that will not harm the eyes. Provided that the only WPS trigger for a 48-hour REI is due to severe eye irritation (Toxicity Category I or II), the above criteria and conditions are met and included on product labels, and all labeling changes are completed, all copper-containing products that would otherwise have a 48-hour REI may be decreased to 24 hours for greenhouse uses only. For additional information on this decision, please refer to the EPA memorandum titled *Proposal by Phyton Corporation to Reduce the Restricted-Entry Interval for Phyton-27 New Dimension (EPA Registration Number 49538) - an End-Use Product that Contains 3.98 Percent of Copper Sulfate Pentahydrate*, dated February 6, 2007.

Copper Hydroxide, Basic Copper Sulfate, Copper Sulfate Pentahydrate

Comments were received questioning the Agency's decision in the 2006 RED to increase the REI to 48 hours for copper hydroxide, basic copper sulfate, and copper sulfate pentahydrate. Commenters requested that the REIs be reduced back to 12 or 24 hours, considering that the Agency has no systemic toxicity concerns for exposures to copper-containing products. The length of the REIs is determined based on the Toxicity Category ratings for each active ingredient or product, following the criteria outlined in the WPS. REIs for each pesticide product are determined based on results of acute toxicity studies, rather than systemic toxicity.

In the case of copper hydroxide, basic copper sulfate, and copper sulfate pentahydrate, available acute toxicity studies indicate the potential for products containing these coppers to cause severe irritation to workers or handlers via skin, eye, or inhalation exposure routes. Based on these data, with the exception of greenhouse uses described above, labels of agricultural products that contain any of these copper compounds above must retain the 48-hour REI, as originally determined in the RED. Stakeholders and the public are encouraged to submit any new data or information for the Agency to consider in reducing potential exposures and providing adequate eye and dermal protection from the acute irritation effects of copper.

Cuprous Oxide

A review of more recently conducted acute toxicity studies conducted with cuprous oxide indicate that the highest rating is Toxicity Category III and, therefore, the REI should be reduced from 48 to 12 hours.

Sewer Root Killer Treatment

The Agency received comments from various public water districts in California during the Phase 3 Public Comment Period, which was open February 2006 - April 2006 (71 FR 45550-45551). The commenters stated their opposition to the reregistration of copper sulfate pentahydrate use in homeowner sewer root killer treatment products. Publicly-owned treatment works (POTW) facilities commented that the use of these products has contributed to elevated copper levels in water entering their facilities. POTWs also noted that they are required under existing National Pollutant Discharge Effluent System regulations to ensure that all pollutant levels in effluent water do not exceed the Total Maximum Daily Loads (TMDL) prior to release into receiving water bodies or systems. Commenters stated that the cost of reducing levels of copper in effluent water to meet the TMDLs would be a financial burden to POTWs. They also referenced studies conducted in a number of California counties that they believe demonstrated the reduction of copper concentrations detected in monitored water bodies after prohibition of the sale and use of copper sulfate pentahydrate sewer root killer treatment products.

Because limited available information on the use sewer root killer products at the time of the coppers RED, the Agency solicited additional information to determine the importance of these products, as well as the potential burden of the use of these products in other POTWs, during the comment period. The only information received was from the Copper Sulfate Task Force, stating that approximately 180,000 pounds of copper sulfate pentahydrate are sold annually that is labeled for use as a sewer root killer treatment. The Agency did not receive any information or additional public comments on the use of copper-containing sewer root killer products which could indicate how much was used in any other region outside of California, whether they were considered necessary products, or posed as a point-source burden for POTWs elsewhere in the nation.

States and localities have the authority to impose more restrictive laws than that posed by the EPA. As stated by the commenters, these specific products were banned in a number of counties in California, as well as some counties in New York. Therefore, while the Agency does not have sufficient information to affect a ban nationwide, current available options and authorities afforded at the state level are appropriate to mitigate concerns from the use of pesticides containing copper sulfate pentahydrate as a sewer root killer treatment for specific localities.

Ecological Assessment

Antimicrobial Uses of Copper-containing Pesticides

A number of water districts in California noted concern for potential impacts of copper in water from swimming pools, spas, fountains, and urban runoff or sewer discharge. The Agency intends to complete a separate ecological assessment to assess all antimicrobial applications of copper-containing pesticides, including those identified by the water districts, as well as other uses, such as anti-fouling treatments and wood preservatives.

Revised Application Rates and Exposure Estimates to Nontarget Organisms

Based on comments received on the coppers RED during the comment period in 2006, the Agency has updated Appendix A to reflect the current use rates and practices for various crops. For some crops, these changes include the allowance for increased single application rate, or maximum annual application rate. Currently, the highest single application rate is for dormant applications to fruit or nut trees, 8.0 pounds of metallic copper per acre (lbs Cu²⁺/A). This rate is still significantly lower than the highest assessed single application rate of 31.8 lbs Cu²⁺/A for applications to filberts in the ecological assessment. For the other additional crops that are identified in Table 2 below, all single maximum application rates remain less than the highest assessed single application rate of 3.2 lbs Cu²⁺/A for row crops. Even in consideration of these additional or higher application rates, the exposure and risk estimates described in the July 2006 ecological assessment, as well as the conclusions and required mitigation outlined in the 2006 RED, continue to reflect the Agency's current understanding of the potential exposure and impact to nontarget organisms.

Generic Data Requirements

At the time of the RED, it was determined that additional data, specifically, certain studies to address spray drift concerns (OPPTS 840.1100 Spray Droplet Size Spectrum and 835.4200 Spray Drift Field Deposition), were needed to support the continued reregistration of copper pesticides. After considering available information on the potential for spray drift when applying copper pesticides, the Agency believes that the two studies would not provide any new information that would affect the conclusions made in the 2006 RED. Additionally, the Agency is requiring additional spray drift language to reduce the potential for inadvertent movement of copper-containing pesticides to non-target areas. Therefore, these two studies are no longer required in support of the reregistration of the conventional uses of copper pesticides.

Application Rates Clarification

The Agency had received several comments on application rate recommendations for specific crops. Several growers highlighted specific registered crops that were not listed in Appendix A of the coppers RED, as well as certain environmental conditions that would warrant higher use rates to manage the target pest. The Agency also recognizes the importance of copper pesticides to growers as an important broad-spectrum fungicide, as well as the significance of

copper products to organic growers as one of the few pesticides permitted in certified organic production. At the time of the RED, based on the information received from the registrants and other stakeholders, the crops listed in Appendix A were representative of the majority of crops for which copper pesticides are registered for.

Since then, the Agency has had several discussions during and following the development of the coppers RED with various stakeholders, including registrants, grower and user groups, and the USDA, who provided additional crop information, copper application rates, and other use information. This use information is representative of current use patterns for copper pesticides in agricultural applications and do not impact the human health or ecological conclusions made in the 2006 RED. Based on these discussions and concurrent regulatory efforts that impact labeling statements, the Agency has revised the Label Table and the Appendix A to incorporate these changes. All “not for use in California” restrictions have been removed, as these statements are an artifact of prior labeling that no longer applies. Table 1 summarize the changes in application rates, and Table 2 below lists additional crops not previously listed in the 2006 RED; information from both tables are reflected in the updated Appendix A.

Table 1. Changes Made in the Coppers Appendix A Application Rates Information for Crops

Use Site	Previous Information	Revision Made
Algae Control	maximum concentration of 0.4 parts per million per application	maximum concentration of 0.4 parts per million per application only in aquaculture ponds when fish are present
Cranberry	maximum annual application rate of 6.3 lbs Cu ²⁺ /A	increased maximum annual application rate to 12.6 lbs Cu ²⁺ /A
Currant, gooseberry (ribes)	maximum single application rate of 2.5 lbs Cu ²⁺ /A	increased maximum single application rate to 4.0 lbs Cu ²⁺ /A
	maximum annual application rate of 10.0 lbs Cu ²⁺ /A	increased maximum annual application rate to 16.0 lbs Cu ²⁺ /A
Mango	maximum single application rate of 2.6 lbs Cu ²⁺ /A	increased maximum single application rate to 3.2 lbs Cu ²⁺ /A
	maximum annual application rate of 18.2 lbs Cu ²⁺ /A	increased maximum annual application rate to 48.0 lbs Cu ²⁺ /A
	minimum retreatment interval of 30 days	decreased minimum retreatment interval to 7 days
Olive	maximum single application rate of 3.15 lbs Cu ²⁺ /A	increased maximum single application rate to 6.0 lbs Cu ²⁺ /A
	maximum annual application rate of 6.3 lbs Cu ²⁺ /A	increased maximum annual application rate to 18.0 lbs Cu ²⁺ /A
Papaya	minimum retreatment interval of 14 days	decreased minimum retreatment interval to 7 days

Use Site	Previous Information	Revision Made
Pome Fruit (apple, loquat, pear, quince)	no application rate information between silver-tip and green-tip	- addition of a maximum single application rate of 6.0 lbs Cu ²⁺ /A between silver-tip and green-tip - maximum of one application per season
	maximum single application rate of 0.5 lbs Cu ²⁺ /A for bloom, growing season	increased maximum single application rate to 1.5 lbs Cu ²⁺ /A for bloom, growing season
Stone Fruit	dormant, late dormant	Clarification to include dormant application up to the pink bud stage
Tomato	no application rate information for fresh market tomato	- maximum single application rate of 1.6 lbs Cu ²⁺ /A - maximum annual application rate of 8.0 lbs - minimum retreatment interval of 3 days
Turfgrass	maximum annual application rate to 9.0 lbs Cu ²⁺ /A	increased maximum annual application rate to 21.0 lbs Cu ²⁺ /A
Walnut	maximum single application rate of 3.15 lbs Cu ²⁺ /A	increased maximum single application rate to 4.0 lbs Cu ²⁺ /A
	maximum annual application rate of 25.2 lbs Cu ²⁺ /A	increased maximum annual application rate of 32.0 lbs Cu ²⁺ /A

Table 2. Additional Crops and Application Rates Information for the Coppers RED Appendix A

Use Site	Maximum Single Application Rate (lbs Cu ²⁺ /A)	Maximum Annual Application Rate (lbs Cu ²⁺ /A)	Retreatment Interval (in Days)
Artichoke	0.53	2.65	7
Asparagus	1.0	5.0	10
Chard	0.79	3.75	7
Chestnut	2.1	8.4	14
Chicory	1.31	7.86	10
Chinese Cabbage	0.53	2.65	7
Citron	3.15	12.6	7
Citron Melon	1.0	5.25	5
Clover	0.53	4.74	7
Coriander	0.53	2.65	10
Dewberry	2.0	10.0	7
Kale (crucifer)	0.53	2.65	7
Kohlrabi (crucifer)	0.53	2.65	7
Leek	1.0	6.0	7
Mamey Sapote	2.1	8.4	14
Millet	0.53	1.06	10

Use Site	Maximum Single Application Rate (lbs Cu²⁺/A)	Maximum Annual Application Rate (lbs Cu²⁺/A)	Retreatment Interval (in Days)
Mint	0.53	2.65	10
Nutmeg	2.1	8.4	14
Radish	1.31	7.86	10
Rosemary	0.53	2.65	10
Rhubarb	0.79	3.95	7
Rye	0.53	1.06	10
Rutabaga	1.31	7.86	10
Shallot	1.0	6.0	7
Sorghum	0.53	1.06	10
Sugarcane	0.53	1.06	10
Turnip	1.31	7.86	10
Waxgourd	1.0	5.25	5

EXECUTIVE SUMMARY

EPA has completed its review of public comments on the revised copper risk assessments and is issuing its risk management decision for conventional (agricultural) uses of copper pesticides. There are currently three tolerances being reassessed for coppers. The revised risk assessments are based on review of the required target data base supporting the use patterns of currently registered products and additional information received. After considering the risks identified in the revised risk assessments, comments, and mitigation suggestions from interested parties, EPA developed its risk management decision for uses of copper that pose risks of concern. As a result, the Agency has determined that the agricultural uses of copper-containing products are eligible for reregistration provided that data needs are addressed, risk mitigation measures outlined in this document are adopted, and labels are amended accordingly. The decision is discussed fully in this document.

Copper pesticides (copper or cupric ion) are extensively used in various agricultural settings. Tens of millions of pounds are applied annually, predominantly in crop and algaecide applications. Major crops and/or crops with high application rates include citrus, tree nuts, tomato, pepper, grape, berries and peach. Included in the scope of the ecological risk assessments are its use as a broad-spectrum fungicide on many food and ornamental crops, and direct water applications as an algaecide, aquatic herbicide, bactericide and molluscicide. Coppers also have residential uses as a garden and lawn fungicide and as a root-killer in sewer systems. Coppers are also registered for antimicrobial applications, including uses as an anti-foulant and preservative in wood and other materials. Although there are several forms of copper-containing active ingredients under review, the active component of toxicological interest is the cupric ion. Within the scope of this Reregistration Eligibility Decision (RED), the human health assessment addressed cupric ion sources from both agricultural and antimicrobial applications of copper-containing products, whereas the ecological assessment addresses agricultural uses only. The Agency will complete its ecological assessment on antimicrobial applications of copper products at a later date in a separate document.

Risk Summary

Copper is a naturally occurring metal that is efficiently regulated in the human system and current available literature and studies do not indicate any systemic toxicity associated with copper exposure. Thus, a qualitative human health assessment was conducted. Copper dietary exposures do not pose any risks of concern. There are no residential or occupational risks of concern resulting from exposure to copper products. Because several current agricultural product labels do not specify typical application rates, minimum retreatment intervals or frequency of treatments, the Agency made several assumptions on how coppers were applied to assess potential exposure to non-target organisms. Based on these conservative assumptions, the screening-level ecological assessment indicated that copper can pose acute risks to various organisms, with the greatest risk to aquatic organisms resulting from direct water applications and runoff from fields adjacent to water bodies.

Dietary Risk. Acute and chronic dietary (food and drinking water) risks from copper pesticides are not of concern to the Agency. Copper is ubiquitous and naturally occurs in many food sources such as nuts, organ meats and grains. Humans have the capability to metabolize and regulate copper levels in the body. Given the role copper plays as an essential element to the human body, its ubiquitous nature in food and drinking water, and the lack of systemic toxicity resulting from copper, acute and chronic dietary endpoints were not selected. Thus, a quantitative toxicity assessment was not conducted for dietary, dermal, oral or inhalation exposures.

Occupational and Residential Risk. Some copper species may cause acute dermal and eye irritation in exposed individuals. Workers can be exposed to copper pesticides through mixing, loading and/or applying the pesticide (handlers) or re-entering treated sites. Exposure may also occur to residential handlers from home-use products. The irritating effects of individual coppers are addressed through appropriate Personal Protective Equipment (PPE) or precautionary labeling language for occupational or residential users, respectively. Since no systemic toxicological endpoints of concern were identified for dermal exposures to coppers, no dermal, oral or inhalation endpoints of toxicological concern were established. Occupational and residential exposures to copper pesticides are not of concern to the Agency.

Aggregate Risk. Aggregate risk refers to the combined risk from dietary (food and drinking water) and residential or other non-occupational exposures. Aggregate risk can result from one-time (acute), short-term or chronic exposures. Because of the lack of systemic toxicity, copper exposures from combined sources do not pose any health risks of concern.

Ecological Risk. The ecological risk assessment addresses only agricultural and direct aquatic uses of copper-containing pesticides. The Biotic-Ligand Model was used to assess potential exposures and risk to freshwater aquatic animals, whereas standard available models were used to assess exposures to all other freshwater and marine/estuarine non-target organisms.

Terrestrial Organisms. The screening-level ecological risk assessment suggests potential risk to terrestrial animals exposed to copper resulting from use as an agricultural pesticide. Risk quotients (RQs) reflecting dietary exposure and toxicity to birds and mammals exceed both acute and chronic levels-of-concern (LOCs). The ecological risk assessment presents both maximum labeled rates and average typical application rates for terrestrial crops. Mitigation measures which will reduce the maximum application rates for crop uses of coppers down to levels similar to the typical rates evaluated result in significantly reduced acute and chronic RQs, but these RQs still exceed acute and chronic LOCs for most feed items and weight classes of animals considered.

There is some uncertainty in the finding of risk to birds and mammals because although copper is toxic at high concentrations, it is also an important essential trace element for organisms. Animals have the ability to cope with some amount of excess copper exposure by storing it in the liver and bone marrow. As indicated by the laboratory toxicity studies, exposure to high levels of copper in the diet can overwhelm the ability of birds and mammals to maintain homeostasis. However, animals which are repeatedly exposed to levels of copper which do not

cause permanent harm may undergo enzymatic adaptation which allows them to cope with greater levels of exposure.

RQs based on limited toxicity data for terrestrial plants do not exceed the acute LOC from exposure through spray drift. Available data from a honey bee acute toxicity study indicated that copper is practically nontoxic to honey bees. However, because exposure estimates for other insects cannot readily be determined, the potential risk of copper pesticides to other insects is unknown.

Aquatic Organisms. Aquatic organisms also require some amount of copper as a nutrient, but the main cause of copper toxicity to aquatic organisms is through rapid binding to the gill membranes, which causes damage and interferes with osmoregulatory processes. Copper in the water column occurs as dissolved ions and as a part of inorganic and organic complexes. The toxic form of copper in water is the cupric ion. The amount of cupric ion in the environment, and its toxicity to aquatic animals through gill damage, is dependent on a number of water quality parameters including pH, alkalinity, and dissolved organic carbon.

The screening-level ecological risk assessment considered a wide range of water chemistries, as represented by 811 water samples collected by the United States Geological Survey nationwide. Risk to freshwater animals is presented as a percentage of the 811 resulting RQs which exceed either acute or chronic levels of concern. Since the model used to perform this analysis cannot currently be used for aquatic plants or estuarine/marine animals, these were assessed using a single RQ per taxon.

Fewer than 1% of the 811 RQs for freshwater fish exceed the acute level of concern for application rates up to 7.5 lbs Cu²⁺/A; the percentage exceeding the chronic LOC ranges from 0% at 1 lb Cu²⁺/A to 5.3% at 7.5 lbs Cu²⁺/A. Almost all revised maximum application rates for agricultural pesticidal uses of copper fall below 7.5 lbs Cu²⁺/A. There is a greater percentage of RQs which exceed LOCs for freshwater invertebrates. At 1.0 lb Cu²⁺/A, 3.2% and 4.2% of the 811 RQs exceed the acute and chronic LOCs, respectively. At 7.5 lbs Cu²⁺/A, these percentages increase to 25% and 32%, respectively. RQs for freshwater non-vascular plants exceed the acute LOC for application rates of 1.5 lbs Cu²⁺/A or greater, and acute and chronic LOCs for estuarine/marine animals at rates of about 3.0 lbs Cu²⁺/A and above. The screening assessment does not indicate a risk to freshwater vascular plants or estuarine/marine plants.

The percentage of freshwater animal RQs exceeding acute and chronic LOCs and the magnitude of RQs for other aquatic organisms at revised application rates are significantly reduced from those derived for maximum application rates on current copper pesticide labels. Advisory language describing conditions which might result in greater spray drift of copper to water bodies will help reduce that potential exposure. In addition, advisory language will be added which describes the water quality conditions which would likely result in greater concentrations and toxicity of copper in nearby water bodies.

The risk assessment concludes that direct water applications of copper would result in greater than 95% of RQs exceeding acute and chronic LOCs for freshwater fish, invertebrates

and plants. The risk assessment assumes treatment of an entire water body to achieve the maximum application rate, a water concentration of 1 ppm. Even with input from the user community indicating that standard practice for most aquatic uses requires a lower application rate, and treatment of only a portion (up to 25-33%) of a water body at a time, direct aquatic applications may result in risk to aquatic organisms. Treatment of only a portion of a water body may allow fish and some invertebrates to leave the area being treated. Those that do not, or cannot leave the treated area, may be at risk of adverse effects.

Benefits of Copper Use. Copper is significant as a cost-effective pesticide on crops and for direct aquatic applications with no toxicity concerns to humans. The use of coppers on agricultural crops as a fungicide and bactericide is significant to growers, as copper is generally cost-effective, broad-spectrum, and in some cases the only available pesticide to manage the target pest(s). Coppers are also among the few pesticides that are permitted for use on crops with organic certifications. Copper products are one of the few registered herbicides registered for use in moving water systems, namely irrigation canals, used extensively for the management of nuisance algae, aquatic weeds, mollusks, leeches. Algae and aquatic weeds may block and restrict water quality and flow in irrigation and drinking water systems, which would require much costlier management measures if these pests are not properly controlled. Algae may also produce various toxic chemicals that may cause various problems for humans and animals, ranging from dermal reactions to more severe toxicity problems, and in some cases, death for exposed animals. Catfish aquaculture relies on copper sulfate to manage algae that may produce toxins that cause off-flavors, rendering the entire fish crop unmarketable. Management of aquatic pests is important for drinking water quality, as well as recreational waters to manage snail populations that may host schistosomes that cause Swimmer's Itch, and leeches.

Endangered Species. At certain application rates, risk quotients in the screening-level risk assessment for coppers exceed acute and chronic LOCs for various listed species of animals and plants, should exposure actually occur. Acute and chronic LOCs are exceeded for birds, mammals, and marine/estuarine fish and invertebrates. Freshwater non-vascular plants exceed the acute LOCs. Screening-level modeling indicates that a number of sites exceed the endangered species LOC for freshwater fish and invertebrates. Further, potential indirect effects to any listed species dependent upon a species that experiences effects from use of copper can not be precluded based on the screening level ecological risk assessment. These findings are based solely on EPA's screening-level assessment and do not constitute "may affect" findings under the Endangered Species Act for any listed species. If the Agency determines that the use of copper "may affect" listed species or their designated critical habitat, EPA will employ provisions in the Services regulations (50 CFR Part 402). Until species and site-specific analyses are complete, the risk mitigation measures being implemented in this RED will reduce the likelihood that endangered and threatened species may be exposed to copper at levels of concern.

Regulatory Decision. The Agency has determined that all agricultural uses (terrestrial and aquatic crops, bactericide on crops, urban fungicide, and sewer root-killer treatment) of copper pesticides are eligible for reregistration provided that the risk mitigation measures and label

refinements outlined in this document are adopted, and label amendments are made to reflect these measures.

Mitigation Summary. Because of the high number of registered crop sites, the Agency assessed a subset of crops based on high application rates, high frequency of applications, and/or high usage of copper products on that particular crop. EPA worked with the registrants and USDA to conduct extensive outreach efforts to the user community for additional refined information on the actual use and needs of copper pesticides. Based on use information from the user community, refined data indicated that most typical use rates are significantly lower than current labeled maximum use rates. As a result, the registrants have agreed to refine their labels by reducing application rates, defining application intervals, and determining seasonal maximum application rates. Additional use pattern details for each crop are described in Appendix A.

Label language restricting spray applications of copper pesticides under certain weather conditions, and advisory language describing steps users can take to minimize spray drift, will be added to the agricultural use labels for copper pesticides. Registrants of copper-based pesticides will be required to provide spray drift study data to fulfill guideline requirements. In addition, advisory language will be added to copper pesticide product labels to inform users of surface water quality conditions which can lead to greater bioavailability and toxicity of copper to non-target aquatic organisms.

Next Steps. The Agency issued the RED document for public comment in August 2006 for agricultural uses of copper pesticides as announced in a Notice of Availability in the *Federal Register* (71 FR 45550). Based on comments received on the RED, and other decisions that occurred after the RED was published, this document has been revised to address these updates to the 2006 RED. EPA is currently working with registrants to complete product reregistration, which includes companies making the required label amendments for all affected products as part of adopting the required mitigation measures outlined in Chapter IV of this RED and the Label Table, Table 29.

I. Introduction

The Federal Insecticide, Fungicide and Rodenticide Act (FIFRA) was amended in 1988 to accelerate the reregistration of products with active ingredients registered prior to November 1, 1984. The amended Act calls for the development and submission of data to support the reregistration of an active ingredient, as well as a review of all submitted data by the U.S. Environmental Protection Agency (EPA or the Agency). Reregistration involves a thorough review of the scientific database underlying a pesticide's registration. The purpose of the Agency's review is to reassess the potential risks arising from the currently registered uses of the pesticide, to determine the need for additional data on health and environmental effects, and to determine whether or not the pesticide meets the "no unreasonable adverse effects" criteria of FIFRA.

On August 3, 1996, the Food Quality Protection Act of 1996 (FQPA) was signed into law. This Act amends FIFRA and the Federal Food, Drug and Cosmetic Act (FFDCA) to require reassessment of all existing tolerances for pesticides in food. FQPA also requires EPA to review all tolerances in effect on August 2, 1996, by August 3, 2006. In reassessing these tolerances, the Agency must consider, among other things, aggregate risks from non-occupational sources of pesticide exposure, whether there is increased susceptibility to infants and children, and the cumulative effects of pesticides with a common mechanism of toxicity. When a safety finding has been made that aggregate risks are not of concern and the Agency concludes that there is a reasonable certainty of no harm from aggregate exposure, the tolerances are considered reassessed. EPA decided that, for those chemicals that have tolerances and are undergoing reregistration, tolerance reassessment will be accomplished through the reregistration process.

As mentioned above, FQPA requires EPA to consider available information concerning the cumulative effects of a particular pesticide's residues and "other substances that have a common mechanism of toxicity" when considering whether to establish, modify, or revoke a tolerance. The reason for consideration of other substances is due to the possibility that low-level exposures to multiple chemical substances that cause a common toxic effect by a common toxic mechanism could lead to the same adverse health effect as would a higher level of exposure to any of the substances individually. Unlike other pesticides for which EPA has followed a cumulative risk approach based on a common mechanism of toxicity, EPA has not made a common mechanism of toxicity finding as to the copper ion and any other substances, and the copper ion does not produce toxic metabolites produced by other substances. For the purposes of this tolerance action; therefore, EPA has not assumed that the copper ion has a common mechanism of toxicity with other substances.

This document presents EPA's revised human health and ecological risk assessments, its progress toward tolerance reassessment, and the RED for agricultural uses of copper. The ecological risk assessment addressing antimicrobial applications of copper will be assessed at a later date. The Agency worked extensively with the registrants, USDA and the grower community to reach the decisions as outlined in the RED. The document consists of six sections. Section I contains the regulatory framework for reregistration tolerance reassessment. Section II provides a profile of the use and usage of the chemical. Section III gives an overview of the

revised human health and ecological risk assessments based on submitted data, public comments, input and data received as a result of extensive communications with the grower community through USDA, and other information received in response to the preliminary risk assessments. Section IV presents the Agency's reregistration eligibility and risk management decisions. Section V summarizes label changes necessary to implement the risk mitigation measures outlined in Section IV. Section VI contains the Appendices, which list related information, supporting documents, and studies evaluated for the reregistration decision. The revised risk assessments for copper are available in the Federal Public Docket, under docket number EPA-HQ-OPP-2005-0558, at www.regulations.gov.

II. Chemical Overview

A. Regulatory History

The first recorded use of copper as a fungicide was in the mid-1700s, treating cereal seeds with copper sulfate pentahydrate to control stinking smut or bunt. In the 1880s, the French scientist Pierre Marie Alexis Millardet discovered the broad-spectrum fungicidal properties of copper from the use of copper sulfate in the form of Bordeaux mixture (copper sulfate, hydrated lime and water). The first registration for a copper-containing pesticide was issued in 1956. Currently, 16 copper active ingredients (ai) have active food use registrations subject to tolerance reassessment and reregistration review.

EPA issued Registration Standards for copper sulfate in March 1986, *Guidance for the Reregistration of Pesticide Products Containing Copper Sulfate as the Active Ingredient*, and for the Group II copper compounds, *Guidance for the Reregistration of Pesticide Products Containing Group II Copper Compounds as the Active Ingredient* in April 1987. As a result, Generic Data Call-In (GDCl) notices were issued in 1987 to the registrants for various copper compounds to submit data in support of reregistration.

These comprehensive DCIs required various ecological fate and effects studies. Additional DCIs were issued in 1993, which required various product chemistry studies, avian toxicity studies and residue studies. These DCIs were issued so that data required by 40 CFR Part 158 would be available to EPA before reregistration occurred.

In support of reregistration, as required by FIFRA and FFDCA, and amended by FQPA, the Agency completed the coppers RED, signed in July 2006. The RED and its supporting documents were published for public comment in August 2006.

B. Chemical Identification

Agricultural copper pesticides are formulated using various forms of copper, which ultimately dissociates into the cupric ion, the active component of concern. Copper is a broad-spectrum fungicide, bactericide, aquatic herbicide, algacide and molluscicide for use on a variety of agricultural crops, ornamentals and turf.

Common Name: Copper

Trade Names: Major trade names include Kocide, CuproFix, Basicop, K-Tea, Cutrine Ultra, and Triangle Brand.

Technical Registrants:

In support of the agricultural uses of copper, the Copper Sulfate Task Force (CSTF) was formed in 1986 to represent the interests of several registrants. The antimicrobial uses are

supported by the Copper Reregistration Task Force (CRTF). The respective current member companies of the CSTF and the CRTF are listed below.

Copper Sulfate Task Force Members (agricultural and non-agricultural applications)

Albaugh, Inc.
Chem One Ltd.
Drexel Chemical Company
E.I. DuPont De Nemours and Company, Incorporated
Fabrica de Sulfato el Aguila S.A. de C.V.
Freeport-McMoran Sierrita, formerly Phelps Dodge Sales Company, Incorporated
Industrias Quimicas del Valles, S.A.
Ingenieria Industrial, S.A. DE C.V.
Isagro Copper S.P.A.
Nordox Industrier AS, c/o Monterey Chemical Co.
NuFarm Americas, Inc.
Old Bridge Chemical Company
Phibro-Tech, Inc.
Quimetal Industrial S.A.
Spiess-Urania Chemicals GMBH
United Phosphorus, Incorporated
Viance, LLC

Copper Reregistration Task Force (antimicrobial applications)

FULL MEMBERS:

American Chemet Corporation	Osmose, Inc.
Arch Wood Protection, Inc.	Peninsula Copper Industries
Bardyke Chemicals Ltd.	PhibroWood, LLC
Chemical Specialties, Inc.	SCM Metal Products, Inc.
Nordox AS	

ASSOCIATE MEMBERS:

3M
International Paint LLC (Akzo Nobel Chemicals Inc.)
ISP Minerals

Non-Task Force Members

Applied Biochemists

Table 3 lists the copper pesticides and its respective cases that are addressed in the RED.

Table 3. Copper Compounds Subject to Reregistration.

Case	Chemical Name	EPA PC Code	C.A.S. Number	Registrants
Copper Sulfates #0636	Basic Copper Sulfate	008101	1344-73-6	CSTF
	Copper Sulfate Pentahydrate	024001	7758-99-8	
	Copper sulfate monohydrate	024402	1332-14-5	Cancelled
	Copper sulfate Anhydrous	024408	7758-98-7	
Group II Copper Compounds #0649	Copper Chloride	008001	1332-40-7	CSTF
	Copper Ammonium Carbonate	022703	33113-08-5	
	Basic Copper Carbonate	022901	1184-64-1	CSTF
	Copper Hydroxide	023401	20427-59-2	
	Copper Oxychloride	023501	1332-65-6	
	Copper Oxychloride Sulfate	023503	8012-69-9	
	Copper Ammonia Complex	022702	16828-95-8	
	Chelates of Copper Copper Gluconate	023305	814-91-5	CSTF
	Copper chloride dihydrate	023701	10125-13-0	Cancelled
	Copper Nitrate	076102	3251-23-8	
	Copper Oxalate	023305	814-91-5	
	Chelates of copper citrate	044005	10402-15-0	
Copper and Oxides #4025	Cuprous Oxide	025601	1317-39-1	CRTF
	Antimicrobial Uses Only			CSTF
	Copper (metal)	022501	7440-50-8	
	Cupric Oxide	042401	1317-38-0	
Copper Salts #4026	Copper Salts of Fatty and Rosin Acids	023104	9007-39-0	CSTF
	Copper Ethylenediamine	024407	13426-91-0	Applied Biochemists
	Copper Triethanolamine Complex	024403	82027-59-6	
	Copper 2-ethylhexanoate (hexanoic acid)	041201	22221-10-9	Cancelled
	Copper etidronic acid complex	024404	50376-91-5	
	Copper dehydroabietyl ammonium 2-ethylhexanoate	041202	53404-24-3	
	Copper ethylenediaminetetraacetate (EDTA)	039105	12276-01-6	Unsupported
	Copper linoleate	023303	7721-15-5	Cancelled
	Copper oleate	023304	10402-16-1	
	Copper salts of the Acids of Tall Oil	023103	61789-22-8	
	Cupric ferric subsulfate complex	042402	12168-20-6	
	Antimicrobial Uses Only			CSTF
	Copper Naphthenate	023102	1338-02-9	
	Copper 8-quinolinolate	024002	10380-28-6	
Other Copper Compounds	Copper Octanoate	023306	20543-04-8	CSTF
	Copper Ethanolamine Complex	024409	14215-52-2	Applied Biochemists

Case Numbers: Reregistration cases included in the scope of this RED includes #0636, #0649, #4025, #4026, and other food-use copper compounds.

Chemical Properties: Table 4 describes the chemical properties for each of the copper compounds that have registered food uses.

Table 4. Copper Chemical Properties

Common name	Formula*	Molecular weight*	Percent Copper*
Copper sulfate pentahydrate	$\text{CuSO}_4 \cdot 5\text{H}_2\text{O}$	249.65	25.4
Basic copper sulfate	$3\text{Cu}(\text{OH})_2 \cdot \text{CuSO}_4$	468.29	54.2
Copper hydroxide	$\text{Cu}(\text{OH})_2$	81.56	77.9
Cuprous oxide	Cu_2O	143.08	88.8
Copper carbonate	$\text{Cu}(\text{OH})_2\text{CuCO}_3$	221.12	57.5
Copper ammonium complex	$\text{Cu}(\text{NH}_3)_4^{2+}$	131.58	48.3
Copper ammonium carbonate complex	$\text{CuNH}_3(\text{HCO}_3)_2$	190.54	33.3
Basic copper chloride	$3 \text{Cu}(\text{OH})_2 \cdot \text{CuCl}_2$	427.133	59.5
Copper oxychloride	$\text{Cu}_2\text{Cl}(\text{OH})_3$	213.57	59.5
Copper oxychloride sulfate	$3\text{Cu}(\text{OH})_2 \cdot \text{CuCl}_2 + 3\text{Cu}(\text{OH})_2 \cdot \text{CuSO}_4$	879.43	57.8
Copper salts of fatty and rosin acids	Mixture of compounds	NA	NA
Copper ethylenediamine	$\text{C}_2\text{H}_8\text{N}_2\text{Cu}$	123.54	51.43
Copper triethanolamine complex	$\text{C}_6\text{H}_{15}\text{O}_3\text{NCu}^{+2}$	212.54	29.89
Copper ethanolamine complex	$\text{C}_2\text{H}_7\text{ONCu}^{+2}$	124.54	51.01
Copper octanoate	$\text{C}_8\text{H}_{16}\text{O}_2\text{Cu}$	207.54	30.61

*approximate formula, may vary slightly depending on manufacturing processes, molecular weight and percent copper calculated based on formula

C. Use Profile

Copper is a broad-spectrum fungicide, bactericide, aquatic herbicide, algacide and molluscicide for use on a variety of agricultural crops, ornamentals and turf. There are over two hundred registered agricultural use sites, which include food, direct aquatic applications and home-owner uses. The major crops that were assessed in this RED include citrus, strawberry, tomato, pepper, rice, filbert, walnut, peach, apple, and grape. The following is information on the currently registered agricultural and direct aquatic uses of coppers, including an overview of use sites and application methods. A detailed description of uses of copper eligible for reregistration is available in Appendix A.

Type of Pesticide:	Coppers are registered for use as a fungicide, bactericide, algaecide, herbicide, insecticide (leech), anti-fouling, wood preservative.
Target Pests:	Copper compounds control a broad spectrum of pests, including fungi, bacteria, aquatic weeds, algae, mollusks, and leeches.
Mode of Action:	With fungal and algae organisms, the cupric ion binds to various groups including sulfidal groups, imidazoles, carboxyls and phosphate (thiol) groups that result in non-specific denaturing of proteins, leading to cell leakage. In mollusks, copper disrupts peroxidase enzymes and affects the functioning of the surface epithelia.
Use Sites:	<p>Agricultural Crops. Copper is registered for use on virtually all food/feed crops, including orchard, row, field, and aquatic crops. Crops include, but are not limited to: root and tubers, leafy vegetables (including brassica), bulb vegetables, fruiting vegetables, citrus, stone fruit, pome fruit, legumes, cucurbits, berries, cereals and tree nuts. Copper is also registered for several ornamental crops, such as flowering/non-flowering plants and trees.</p> <p>Aquatic Applications of Copper Pesticides. Copper is registered for use on numerous aquatic use sites. Below is a description of algaecide, herbicide, molluscicide, and macro-invertebrate use.</p> <p><u>Algaecide Applications.</u> Copper applications for algae control include: aquaculture facilities, drainage systems (canal, ditch and lateral), ponds (farm, industrial and recreational), fountains, lakes, reservoirs (crop and non-crop irrigation, potable), sewage lagoons, stocking (tank, water trough and ponds) and irrigation canals.</p> <p><u>Herbicide Applications.</u> Copper applications for aquatic weed control include: aquaculture facilities, drainage systems (canal, ditch and lateral), ponds (farm, industrial and recreational), lakes, reservoirs (crop and non-crop irrigation, potable), sewage lagoons, stocking (tank, water trough and ponds) and irrigation canals.</p> <p><u>Molluscicide and Macro-Invertebrate Applications.</u> Copper is registered for use to control freshwater snails that may be a vector for harmful trematodes. Copper is also used to control leeches, and tadpole shrimp in rice fields.</p>

Antimicrobial Applications. Copper is registered for use as a wood preservative, mildewcide, water treatment, bactericide, and as an anti-fouling in many products including paint, glue, building materials and construction materials.

Tolerances:	There are currently three tolerances established for coppers: 40 CFR§180.136, 40 CFR§180.538, and 40 CFR§180.1021.
Use Classification:	Copper is a general use pesticide for agricultural, residential and industrial applications.
Formulation Types:	Formulations of copper-containing pesticides include dust, liquid concentrate, dry flowable, wettable powder (including water-soluble packets), granule, water-dispersible granule, powder, ready-to-use liquid, aerosol, and solid.
Application Methods:	<p>Agricultural copper application methods include aerial, airblast, groundboom, rights-of-way equipment, mechanical duster, low- and high-pressure handwand sprayer, handgun sprayer, push-type spreader, dips, drip system, hose-end sprayer, and automatic-metering system.</p> <p>Application methods for direct aquatic applications of copper include broadcast dry, broadcast spray, dragging, injection (flowing water), slug or dump, or spot spray.</p>
Application Rates:	<p>The ecological risk assessment addresses a range of application rates up to the maximum labeled use rates. Copper application rates vary depending on the use pattern and the severity of disease or pest infestation. Additionally, input from user growers indicate that actual use rates are lower than current maximum labeled rates. From various efforts with outreach to the public through the CSTF and USDA, refined use rates information was used to refine and characterize the risk assessment. Below is a description of the use rates assessed in the ecological assessment.</p> <p><u>Maximum Labeled Rates.</u> The highest maximum labeled rate assessed was for filberts at 31.8 lbs pounds of metallic copper per acre (lbs Cu²⁺/A), and for potatoes at 3.2 lbs Cu²⁺/A. For both uses, the Agency assumed four applications at weekly application intervals.</p> <p><u>Typical Use Rates.</u> The highest typical application rate for food crops is 6 lbs Cu²⁺/A for filbert crops. However, the typical use rate for all other crops ranges from 0.25 lbs Cu²⁺/A up to approximately 4.0 lbs Cu²⁺/A. For control of tadpole shrimp in</p>

rice fields, up to 2.5 parts per million (ppm) may be used. For direct water applications of copper for management of aquatic weeds and algae control, the maximum concentration of metallic copper is 1.0 ppm. For leech or snail control, up to 1.25 ppm of metallic copper may be used. Because rates vary depending on disease pressure or severity of pest infestation, determining a maximum number of applications was not feasible. Thus, The Agency assumed the same four applications at weekly application intervals, as for the maximum labeled rates previously described. The maximum residential application use rate is 0.5 lb Cu²⁺/A for root control in sewer systems.

Application Timings: Depending on the crop and stage of development, applications are recommended during virtually all stages of crop/fruit development including dormant applications; petal fall; bud break; early bloom; post bloom; early spring; early summer; late summer; early fall; late fall; after harvest. Treatment timings for direct aquatic uses vary, depending on the proliferation of the target pest.

D. Estimated Usage of Copper Pesticides

Available usage data on the use of copper compounds on growing crops greatly varies. The Agency's Screening Level Usage Analysis (SLUA) for the two major copper compounds is described below. According to other available data sources, there is some uncertainty as to the actual figures of copper used for agricultural crops, such as reporting errors of the copper compound used on that site. The CSTF estimated that 9-11 million pounds of elemental copper in the form of copper sulfate pentahydrate are applied each year solely for algae and weed control. Applied Biochemists Company estimates that 300,000 pounds of elemental copper in various forms of complexed copper compounds are applied annually for algae and weed control.

SLUA for Copper Hydroxide

	Crop	Lbs. A.I.	Percent Crop Treated	
			Avg.	Max.
1	Almonds	600,000	25	30
2	Apples	100,000	10	15
3	Apricots	40,000	30	45
4	Avocados	100,000	5	10
5	Beans, Green	70,000	25	50
6	Blackberries	4,000	30	35
7	Blueberries	4,000	20	55
8	Broccoli	1,000	<1	5
9	Cabbage	6,000	5	10
10	Cantaloupes	3,000	<1	5
11	Carrots	20,000	10	20

12	Cauliflower	1,000	5	5
13	Celery	30,000	35	45
14	Cherries	100,000	15	25
15	Collards	1,000	5	5
16	Cucumber	40,000	10	15
17	Cucumbers	20,000	10	20
18	Dry Beans/Peas	80,000	5	5
19	Eggplant	3,000	35	60
20	Garlic	9,000	10	15
21	Grapefruit	700,000	55	70
22	Grapes	400,000	65	95
23	Greens, Mustard	<500	5	5
24	Greens, Turnip	1,000	5	5
25	Hazelnuts (Filberts)	20,000	10	15
26	Lemons	50,000	20	30
27	Lettuce	3,000	<1	5
28	Limes	30,000	85	85
29	Nectarines	90,000	40	55
30	Olives	30,000	15	20
31	Onions	100,000	30	40
32	Oranges	1,800,000	40	50
33	Peaches	200,000	25	30
34	Peanuts	20,000	<1	5
35	Pears	30,000	10	25
36	Peas, Green	4,000	<1	<2.5
37	Pecans	20,000	<1	<2.5
38	Peppers	200,000	35	50
39	Pistachios	70,000	10	15
40	Potatoes	90,000	5	15
41	Prunes & Plums	100,000	15	15
42	Pumpkins	20,000	10	25
43	Raspberries	4,000	25	40
44	Rice	10,000	<1	<2.5
45	Spinach	6,000	10	25
46	Squash	10,000	10	15
47	Strawberries	5,000	5	10
48	Sugar Beets	4,000	<1	<2.5
49	Sweet Corn	1,000	<1	<2.5
50	Tangelos	20,000	60	65
51	Tangerines	60,000	45	65
52	Tomatoes	800,000	30	65
53	Walnuts	1,400,000	45	55
54	Watermelons	50,000	15	25
55	Wheat	5,000	<1	<2.5

SLUA for Copper Sulfate Pentahydrate

	Crop	Lbs. A.I.	Percent Crop Treated	
			Avg.	Max.
1	Almonds	100,000	5	5
2	Apples	60,000	5	5
3	Apricots	9,000	10	15
4	Avocados	40,000	<1	5
5	Beans, Green	10,000	5	10
6	Blackberries	1,000	10	10
7	Blueberries	2,000	5	20
8	Cabbage	1,000	<1	<2.5
9	Cantaloupes	1,000	<1	<2.5
10	Carrots	10,000	<1	5
11	Cauliflower	<500	<1	<2.5
12	Celery	5,000	5	5
13	Cherries	50,000	5	10
14	Cotton	6,000	<1	<2.5
15	Cucumber	2,000	<1	<2.5
16	Cucumbers	1,000	<1	5
17	Dry Beans/Peas	10,000	<1	<2.5
18	Grapefruit	100,000	15	25
19	Grapes	100,000	15	30
20	Hazelnuts (Filberts)	10,000	10	10
21	Lemons	40,000	15	20
22	Lettuce	<500	<1	<2.5
23	Limes	<500	<1	<2.5
24	Onions	10,000	<1	5
25	Oranges	900,000	15	35
26	Peaches	100,000	10	20
27	Peanuts	20,000	<1	<2.5
28	Pears	10,000	5	10
29	Pecans	3,000	<1	<2.5
30	Peppers	30,000	5	10
31	Pistachios	1,000	<1	<2.5
32	Potatoes	30,000	<1	5
33	Prunes & Plums	30,000	5	5
34	Pumpkins	5,000	<1	5
35	Raspberries	7,000	30	40
36	Rice	300,000	<1	5
37	Spinach	2,000	5	10
38	Squash	3,000	<1	5
39	Strawberries	<500	<1	5
40	Sugar Beets	20,000	<1	5
41	Sweet Corn	1,000	<1	<2.5

42	Tangelos	1,000	5	10
43	Tangerines	5,000	10	10
44	Tomatoes	40,000	<1	5
45	Walnuts	200,000	5	10
46	Watermelons	3,000	<1	<2.5
47	Wheat	3,000	<1	<2.5

III. Summary of Coppers Risk Assessments

The following is a summary of EPA's human health and ecological risk assessments for coppers, as presented fully in the documents, "*Coppers: Revised Human Health Chapter of the Reregistration Eligibility Decision Document (RED). Reregistration Case numbers 0636, 0649, 4025 and 4026,*" dated June 29, 2006, and "*Error Corrections for the Ecological Risk Assessment for Re-Registration of copper sulfate (case #0636), group II copper compounds (case #0649), and copper salts (case #0649) for use on crops and as direct water applications,*" dated April 20, 2006. The human health and ecological risk assessment documents and supporting information listed in Appendix C were used to reach the safety finding and regulatory decision for coppers. The revised risk assessments and related documents are available online at www.regulations.gov under Public Docket EPA-OPP-HQ-2005-0558.

As part of the public participation process, the Agency solicited additional information from the public, including grower groups, to further refine the risk assessments and to provide input for risk mitigation suggestions. Because current agricultural-use labels for copper-containing products contain inconsistent use rates and use application information, the Agency made several assumptions in the ecological risk assessment. After conducting the preliminary risk assessments, EPA determined that additional information on use rates and other application information were necessary in order to refine the risk assessments.

In October 2005, the Agency requested that the registrants collect additional use information from user groups, which was submitted shortly before the Phase 3 public comment period. Although there was insufficient time to fully review the received data at that time, a preliminary cursory review showed that this data was insufficient to fully refine the risk assessments. Thus, the Agency solicited additional specific use information on major crops and direct aquatic uses during the Phase 3 public comment period. As a result of response from the public as well as outreach to the user community, several groups provided refined use information that was considered and incorporated in the revised risk assessments, as well as in the RED. This information was used to refine labels to further mitigate estimated risks.

As a result of comments received during the Phase 3 public comment period, the following major revisions were made to the ecological risk assessment:

- Assessment of root-killer sewer treatment use with the E-FAST model
- Addition of screening spray drift assessment for agricultural uses
- Inclusion of available information on mammalian homeostatic capabilities, including a 22% absorption factor to account for dietary metabolism effects
- Addition of screening risk assessment for marine/estuarine organisms
- Incorporation of typical use rates

A. Human Health Risk Assessment

This section of the document summarizes the human health risk estimates for exposures to pesticide products containing copper as the active ingredient. In this qualitative assessment,

the EPA has considered aggregate or combined exposures from food, drinking water and non-occupational sources. The aggregate risk from all copper sources must be considered to reassess the tolerance for residues of copper in food and water, in accordance with FQPA. EPA's reliance on any study in the risk assessment is in accordance with the Agency's Final Rule promulgated on January 26, 2006, related to Protections for Subjects in Human Research, which is codified in 40 CFR Part 26.

1. Background on Copper

Copper is a naturally-occurring, ubiquitous element in the environment. Copper is found in water, air, and occurs naturally in various foods including organ meats, seafood, beans, nuts, and whole grains. In most foods, copper is bound to macromolecules rather than as a free ion. For many animals, copper is essential for the homeostasis of life. The role of copper in maintaining normal health both in humans and animals has been recognized for many years. Copper is an essential cofactor for approximately a dozen copper-binding proteins for the proper regulation of copper homeostasis in humans. A deficiency of copper or a defect in copper-carrying proteins may result in symptoms such as anemia, defective blood vessel development, growth retardation, a compromised immune function or connective tissue symptoms.

2. Exposure Sources of Copper

Humans are exposed to copper primarily from food and drinking water sources, as well as in the air. Copper is found naturally in various foods, including organ meats, seafood, beans, nuts, and whole grains. It has been estimated that approximately 40% of dietary copper is consumed from yeast breads, white potatoes, tomatoes, cereals, beef, dried beans and lentils. The recommended dietary allowance (RDA) of copper, as established by the National Academy of Science, ranges from 0.34 milligrams per day (mg/d) in young children to 1.3 mg/d for pregnant and lactating females. The estimated total daily oral intake of copper (food plus drinking water) is between 1 and 2 mg/d, although oral intake may sometimes exceed 5 mg/d.

Copper may also be found in drinking water, commonly due to the use of copper plumbing fixtures and water pipes. Copper may also enter drinking water systems via contamination from mining operations, incineration, industrial discharges, water treatments and sewage treatment facilities. Other non-biological sources of copper include smelters, iron foundries, power stations and combustion sources such as municipal incinerators. For water quality management, a Maximum Contaminant Level Goal (MCLG) of 1.3 milligrams per liter (mg/L, or 1.3 ppm) has been set by the EPA for copper in drinking water.

In addition to dietary sources, copper pesticide use may also result in oral, dermal and inhalation exposures. There is potential for exposure to occupational mixers, loaders, and applicators of copper pesticide products, as well as to residential homeowners who may apply copper-containing pesticide products in and around their homes.

3. Human Metabolism of Copper

Although the metabolism pathways are not clearly known, the mechanisms for regulating total copper in the body appear to be efficient in maintaining a generally consistent level of copper needed for homeostasis. The efficiency of copper absorption varies greatly, depending on dietary intake. When dietary copper is high and more copper is absorbed, mainly through the gastrointestinal tract, excretion of copper from the body increases, protecting against excess accumulation of copper in the body. Depending on the copper status in the body at the time, approximately 20 to 60% of dietary copper may be absorbed. Copper absorption is also affected by other factors such as species, age, chemical form, and pregnancy. When copper intake is low, little copper is excreted from the body, protecting against copper depletion. Generally, current available data and literature studies indicate that there is a greater risk from the deficiency of copper intake than from excess intake. A deficiency of copper or a defect in copper carrying proteins may result in symptoms such as anemia, defective blood vessel development, or connective tissue symptoms.

Some less common genetic conditions in humans may cause abnormal copper metabolism, causing either excessive retention or incapable of absorbing copper. Some disorders that result in copper toxicity include Wilson's Disease, Occipital Horn Syndrome, Tyrolean Infantile Cirrhosis, Indian Childhood Cirrhosis, Idiopathic Copper Toxicosis, and aceruloplasminanemia. For example, Wilson's disease is due to the inability for biliary excretion of copper which leads to the gradual accumulation of copper predominately in the liver and brain. In contrast, Menkes disease is an X-linked neurodegenerative disorder in infants characterized by poor growth and unusual "kinky" hair texture. In Menkes disease, clinical effects include low ceruloplasmin concentrations and decreased concentrations of copper in the liver and brain. The major cause of this copper deficiency is minimal copper absorption by the intestinal mucosa and transport of copper across the blood-brain-barrier, independent of copper intake.

4. Toxicity Summary for Copper

Toxicity assessments are designed to predict whether a pesticide could cause adverse health effects in humans (including short-term or acute effects such as skin or eye damage, and lifetime or chronic effects such as cancer, development and reproduction deficiencies, etc.) and the level or dose at which such effects might occur. The Agency has reviewed all toxicity studies submitted for copper and has determined that the toxicological database is sufficient to assess the hazard from pesticides containing copper.

The component of toxicological interest in copper pesticides is elemental copper (cupric ion). Humans have homeostatic capabilities to regulate copper in the system. Effects such as severe dermal, eye, and inhalation irritation seen in acute toxicity studies are a function of the body's response mechanisms to reduce excessive copper exposure, rather than as a result of systemic toxicity. Acute toxicity studies are available for several of the copper compounds. These acute studies show that copper generally has low acute toxicity, with the exception of cuprous oxide for acute inhalation. Based on available literature and studies submitted by the

registrant, there is no evidence of copper or its salts being carcinogenic or posing any other systemic toxicity in animals having normal copper homeostasis. Thus, endpoints were not established to quantify any potential risks from exposure to copper.

Acute Toxicity. Acute toxicity studies are available for most copper species, with the exception of copper ammonium carbonate, copper-ammonia complex, chelates of copper gluconate, copper oxychloride sulfate, basic copper sulfate, and copper ethanolamine complex. Table 5 below describes available acute toxicity studies on the respective copper compounds.

Table 5. Available Acute Toxicity Studies on Copper-Containing Compounds

Copper Type	PC Code	Acute Oral LD ₅₀ (mg/kg)	Acute Dermal LD ₅₀ (mg/kg)	Acute Inhalation (mg/L)	Primary Eye Irritation	Dermal Irritation	Dermal Sensitization
Copper chloride (57.7% Cu)	008001	M= 1796 F= 2006 Tox Cat. III 43769501	> 2000 (M & F) Tox Cat III 43769502	None Available	Corneal opacity cleared by 21 days Tox Cat. II 43769503	Non-irritating Tox Cat. IV 43769504	None Available
Chelates of copper gluconate	024405	None Available					
Copper ammonium carbonate	022703	None Available					
Copper carbonate (96%)	022901	> 2000 Tox Cat III 41889302	None Available	None Available	Corrosive, opacity at 21 days Tox Cat I 41889301	Non-irritating Tox Cat IV 41889302	None Available
Copper hydroxide (77%)	023401	M = 2253 F= 2160 Tox Cat. III 41421602	>2000 Tox Cat III 00159371 00259424	77% M= 1.53 mg/L F = 1.04 mg/L 00160580 88% F = 0.5 mg/L Tox Cat. III	Irritative Corneal opacity, iris irritation, chemosis, invasion of cornea by blood vessels Tox. Cat. I	At 72 hrs, very slight erythema Tox Cat. IV	Non-sensitizing Guinea Pig
Copper-ammonia complex	022702	None Available					
Copper oxychloride (94.1%)	023501	M= 1537 F=1370 Tox Cat. III 00155931	M&F=710 (281-1791) Tox Cat II	>1.7 mg/L Tox Cat. III 00155932	Corneal opacity redness and vascularization Tox Cat. I 00155934	Non-irritating Tox Cat IV 00155935	Nonsensitizing 00155936
Copper oxychloride sulfate	023503	None Available					
Basic copper sulfate	008101	None Available					
Copper sulfate anhydrous	024408	None Available					

Copper Type	PC Code	Acute Oral LD ₅₀ (mg/kg)	Acute Dermal LD ₅₀ (mg/kg)	Acute Inhalation (mg/L)	Primary Eye Irritation	Dermal Irritation	Dermal Sensitization
Copper sulfate pentahydrate (99%)	024401	M= 790 F= 450 Tox Cat II 43396201	>2000 Tox Cat IV 43452201	None Available	Severe eye irritation day 1 to day 21 Tox Cat. I 43396201	Non-irritating Tox Cat IV 43396201	
Copper metallic	022501	50% copper M= 1414 F= 1625 Tox Cat. III 00162424	8.5% elemental >2000 Tox Cat. III 00150641	23% metallic >0.1 but <0.59 Tox Cat III 00156396	50% metallic opacity, irritation, redness, chemosis, cleared by day 21 Tox Cat. II 00126194	50% metallic erythema, edema, irritation, cleared day 14 Tox Cat. IV 00126194	26% metallic nonsensitizing guinea pig 00144555 8.5% elemental nonsensitizing rabbit 00152166
Cupric oxide (97.6%)	042401	> 5050 (M&F) Tox Cat IV 41502401	>2020 (M&F) Tox Cat III 41502402	>2.08 (M&F) Tox Cat III 41502403	Irritation cleared in 7 days Tox Cat III 41502404	Irritation cleared day 21 PI Index= 1.49 Tox Cat III 41502405	Non-sensitizing (guinea pig) 41502406
Cuprous oxide (83.9%)	025601	Tox Cat III 45246201	Tox Cat IV 45246202	Tox Cat IV 45246203	Tox Cat III 47046901	Tox Cat IV 45246204	Non-sensitizing (guinea pig) 45246205
Copper from triethanolamine complex [K-TEA]	024403	99% M= 1170 F= 1312 Tox Cat. III 41759301	99% > 2000 mg/kg No deaths Tox Cat. III 41759302	None Available	99% moderate irritation of cornea, iris, conjunctive cleared by day 7. Tox Cat. III 41759303	99% mild irritation cleared by day 3 Tox Cat. IV 41759304	None Available
Copper 8-quinolinolate	024002	99.5% >5000 M&F Tox Cat. IV	99.5% >2000 M&F Tox Cat. III 43558501	96% 0.09 M& 0.03 F Tox Cat. II 43611901	98% corneal opacity, redness to day 21 Tox Cat. I	99.7% Non-irritating Tox Cat. IV	99.7% Non-sensitizing guinea pig
Elemental copper (ethylenediamine)	024407	KOMEEN 96%, K-Tea 99% M=527 F= 462 Tox Cat. II 41759201	KOMEEN & K-Tea >2000 Tox Cat. III 41759202	KOMEEN & K-Tea M= 1.36 F= 0.56 Tox Cat. III 42130001	KOMEEN & K-Tea moderate irritation Tox Cat. III 41759203	KOMEEN & K-Tea redness, edema, cleared by day 3 41759204	KOMEEN & K-Tea non sensitizing guinea pig 42130002

Copper Type	PC Code	Acute Oral LD ₅₀ (mg/kg)	Acute Dermal LD ₅₀ (mg/kg)	Acute Inhalation (mg/L)	Primary Eye Irritation	Dermal Irritation	Dermal Sensitization
Copper naphthenate	023102	8% Cu M= >5050 F= >5050 Tox Cat. IV 43643701	8% Cu M= >2020 F= >2020 Tox Cat. III 43643702	9.5% Cu M&F=>2.96 Tox Cat. III	1. 8% Cu irritation, chemosis, cleared by 48 hrs, Tox Cat. III 43643703 2. 45% Cu opacity, redness, chemosis & discharge at 72 hrs Tox Cat. I 00266172	8% Cu erythema/es char slight edema PIS=1.1 Tox Cat. III 43642704 2. 80% Cu 72 hrs severe erythema, edema Tox Cat. II 00260891	9.5% Cu sensitizer
Copper octanoate, 10% fatty acids	023306	>2000 M&F Tox Cat. III 43947504	> 2000 M&F Tox Cat. III 43947505	> 0.38 M&F Tox Cat. III 43970201	irritation, cleared by 48 hrs. Tox Cat. IV 43937506	slight erythema, edema, cleared by 72 hrs. Tox Cat. IV 43947507	Non-sensitizing guinea pig 44116101
Copper salts of fatty and rosin acids (Cu & zinc neoisoate 35%)	023104	> 7000 Tox Cat. IV	> 2000 Tox Cat. III	None Available	no irritation Tox Cat. IV	Edema, erythema, PIS=1.0 Tox Cat III	None Available
Cuprous thiocyanate (99%)	025602	> 5000 Tox Cat IV 40834601	> 2000 Tox Cat III 40834601	> 0.5 mg/L Tox Cat. II 40834605	non-irritant 40834605	non-irritant 40834604	non-sensitizing 40834603
Copper ethanolamine complex	024409	None Available					

Copper generally has moderate to low toxicity (Toxicity Category II, III and IV) based on acute oral, dermal and inhalation studies in animals. However, available studies indicate that some copper species may cause severe irritation (Toxicity Category I), such as copper sulfate pentahydrate, cuprous oxide, and copper 8-quinolinolate. Most dermal irritation studies indicate Toxicity Category III or IV; however, cuprous oxide produced Toxicity Category I irritation. Copper was generally non-sensitizing in animals, except for copper naphthenate which was a skin sensitizer. When ingested, copper can be a gastric irritant and produce corrosion of the gastric and intestinal epithelium. Open literature and data submitted by the registrants indicate that acute responses to large copper concentrations are a result of acute irritation. Inhalation of copper as dusts or mists is likely to be irritating to the respiratory system. Acute responses to ingesting large amounts of copper may produce a metallic taste, abdominal pain, nausea and vomiting, or diarrhea, especially if the stomach is empty and copper is taken with acidic foods, beverages, or with other supplements.

All effects resulting from acute exposure to these copper-containing pesticides are due to acute body responses to minimize excessive absorption or exposure to copper. Given the role copper plays as an essential element to the human body, its ubiquitous nature in food and drinking water, the long-standing tolerance exemptions for the pesticidal use of copper on growing crops, as well as on meat, milk, poultry, eggs, fish, shellfish, and irrigated crops, and the lack of systemic toxicity resulting from copper, a quantitative acute toxicity assessment was not conducted for acute dietary, dermal, oral or inhalation exposures. Current available data in animals do not show any evidence of upper limit toxicity level that warrant determining acute toxicity endpoints.

Sub-chronic and Chronic Toxicity. Based on available data, there is no evidence that warrants determining any dietary, oral, dermal or inhalation endpoints to quantify sub-chronic and chronic toxicity. Available short-term feeding studies with rats and mice indicate decreased food and water intake with increasing oral concentrations of copper, with irritation of the stomach at higher copper concentrations. High levels of excess copper administered in the drinking water of mice suggested an altered immune response; however, the inhibition of immune responses is not unusual since other trace elements have been linked with immuno-suppression. In addition, cations like zinc, mercury, and lead have also been reported to alter immune responses. The mechanism by which copper may be exerting a response in the immune system has not been fully determined.

Longer feeding studies indicate decreased feed intake with reductions in body weight gains, and increased copper concentration of the liver. Some available literature indicates that chronic inhalations of copper may become cancerous, specifically seen in some professional vineyard workers that were chronically exposed to Bordeaux mixture (copper sulfate and hydrated lime mixture). However, this information is not definitive since no information is available on the level of copper exposure to the workers, or any other substances with which they might have come into contact. Available reproductive and developmental studies by the oral route of exposure generally indicate that the main concern in animals for reproductive and teratogenic effects of copper has usually been associated with the deficiency rather than the excess of copper. Current available data in animals do not show any evidence of upper limit toxicity level that warrant determining chronic toxicity endpoints for any potential routes of exposure.

5. FQPA Safety Factor Considerations

FFDCA, as amended by FQPA, directs the Agency to use an additional 10X safety factor (SF), to account for potential pre- and postnatal toxicity and completeness of the data with respect to exposure and toxicity to infants and children. FQPA authorizes the Agency to modify the 10X FQPA SF only if reliable data demonstrate that the resulting level of exposure would be safe for infants and children. In humans, there does not appear to be any reports in the literature of teratogenesis induced by exposure to excess copper. The only teratogenic effects observed in available animal studies occurred after exposure with copper salts at high doses which were likely maternally toxic. Moreover, there is no evidence to suggest susceptibility in infants and children. Since copper is an essential trace element, with copper deficiency more common in

humans than toxicity from the excess, and since the dietary (food and drinking water) contribution of copper to the total diet is low, endpoints to quantitatively assess dietary risk were not selected. EPA has low concerns and no residual uncertainties with regard to pre- or postnatal toxicity from copper exposures. Since a qualitative assessment was conducted for potential human health exposure to copper, the 10X FQPA SF was not retained.

6. Aggregate Risk from Coppers (Dietary and Residential)

The FQPA amendments to the Federal Food, Drug, and Cosmetic Act (FFDCA, Section 408(b)(2)(A)(ii)) require “that there is a reasonable certainty that no harm will result from aggregate exposure to the pesticide chemical residue, including all anticipated dietary exposures and other exposures for which there is reliable information.” In accordance with the FQPA, the Agency must consider and aggregate pesticide exposures and risks from three major sources or pathways: food, drinking water, and if applicable, residential or other non-occupational exposures.

Copper is a ubiquitous, naturally occurring metal that is essential to human health, found naturally at low levels in a variety of food products as well as in drinking water from copper plumbing pipes. Additionally, copper generally has low to moderate acute toxicity via the oral, dermal, and inhalation routes of exposure. Available literature and studies do not indicate any systemic toxicity associated with copper exposure. Effects seen in the existing data base are as a result of response mechanisms that protect the body from excessive exposure to copper. Considering all available information on copper and the relatively low toxicity via all exposure routes from all sources, the cupric ion (regardless of the original form/species of copper) when used in pesticide products is unlikely to pose a significant hazard to the general public or any population subgroup. Based on available studies and literature, there are no human health aggregate risks of concern resulting from aggregate dietary and residential exposures.

7. Occupational Exposure

Copper compounds are used on a variety of agricultural, commercial, and residential use sites as fungicides, bactericides, algacides, herbicides, wood preservatives, and anti-fouling agents. There is potential for exposure to occupational mixers, loaders and applicators of copper-containing pesticides. There is also the potential for post-application exposure. However, adverse effects resulting from dermal, oral or inhalation exposures are due to the irritating properties of copper, rather than a result of systemic toxicity. No dermal, oral or inhalation endpoints were established to determine any potential systemic toxicity resulting from occupational uses of copper products. Thus, there are no occupational risks of concern to the Agency. Although there are no occupational risks of concern, the severe irritating properties of some coppers warrant appropriate precautionary labeling to address any handler or post-application exposures based on acute toxicity categories for individual copper compounds.

8. Incidence Data on Copper Exposure

The EPA's Incident Data System (IDS) has seven recorded pesticide incidents for copper; five involve copper hydroxide and two involve copper sulfate pentahydrate. According to a review of the scientific literature, copper compounds formulated as dusts and as powders are irritating to the skin, respiratory tract, and the eyes. Most copper compounds have low systemic toxicity, due mainly to their limited solubility and absorption. Occupational exposure to copper containing compounds frequently results in irritation effects. The majority of the noted effects involved skin and eye irritation, nausea, vomiting, and headaches. These findings from the scientific literature reflect the reported incidents from IDS.

The principle types of copper fungicides included in the Poison Control Center data (1993-2003) are copper sulfate and copper hydroxide. Of the 82 copper exposures identified in the Poison Control Center data, only 20 were seen in a health care facility, and three cases had a moderate medical outcome. The leading symptoms included ocular irritation, vomiting, nausea, and dermal irritation. Data from the California Department of Pesticide Regulation (1982-2003) show that 156 cases (out of 494 reported) were due to copper compounds. The majority of these cases show eye effects, skin effects, or other acute effects (i.e., respiratory effects). Of the top 200 chemicals for which the NPIC received calls from (1984-1991), copper hydroxide was ranked 167th and copper sulfate was ranked 179th, with 15 and 13 reports of illness to humans, respectively. National Institute for Occupational Safety and Health Sentinel Event Notification Systems for Occupational Risks (NIOSH SENSOR) data reveal that out of 5899 reported cases between 1998- 2003, only 34 cases were documented as involving copper (copper sulfate pentahydrate, copper hydroxide, and copper-ammonia complex). Twenty-five of the 34 documented cases were from California, and most likely overlap the cases discussed above from the California Department of Pesticide Regulation.

Given the long history of copper use over the past several centuries and the extensive use of copper compounds in agricultural and direct aquatic applications, the number of reported incidents related to copper is relatively low. Reported effects (i.e., eye and dermal irritation, emesis, nausea, etc.) were consistent with acute irritation effects that may occur when exposed to products containing copper. These reported incidents do not indicate systemic toxicity effects resulting from copper exposure, but do support a conclusion that acute irritation effects are the primary concern for exposures to copper compounds. The potential acute irritation effects of some copper pesticides warrant appropriate precautionary labeling to address any handler or post-application exposures. With these protective measures in place to reduce potential exposures, there are no risks of concern to the Agency.

B. Ecological Risk Assessment

A summary of the Agency's environmental risk assessment for coppers is presented below. As a bridging strategy to address the range of copper compounds included in this assessment, the Agency has evaluated all copper active ingredients with registered agricultural uses on the basis of the cupric ion (Cu^{2+}) regardless of the original form of the copper compound. Antimicrobial applications of copper will be assessed separately at a later date. The complete

revised environmental risk assessment for agricultural uses of coppers may be accessed online at www.regulations.gov under Public Docket EPA-OPP-HQ-2005-0558. This risk assessment was refined and updated to incorporate comments and additional data submitted by the registrants and other stakeholders.

1. Environmental Fate

Copper naturally occurs in the environment, and continuously cycles through natural geothermodynamic processes that binds or releases copper ions. Because copper is an element, it cannot break down any further via hydrolysis, metabolism, or any other degradation processes. The free cupric ion has a high sorption affinity for soil, sediments and organic matter, and copper applied to the surface is not expected to readily move into groundwater.

The copper ion is highly reactive, especially in aquatic environments. Copper can exist in various organic and inorganic forms, including the cupric ion (Cu^{2+}), cuprous ion (Cu^+), inorganic complexes, organic complexes and minerals. In this assessment, the term “speciation” refers to the relative proportion of total copper in these various forms. Figure 1 provides an overview of the chemistry of copper in aqueous systems.

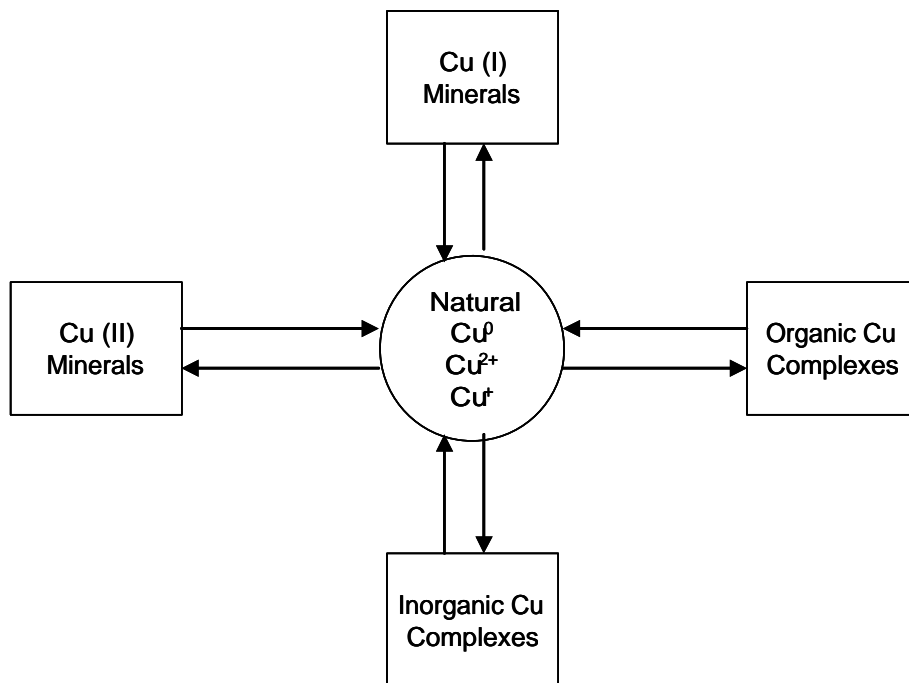


Figure 1 – Environmental Fate Bridging Strategy for Cu Minerals and Complexes

Copper can exist in various oxidation states as inorganic complexes, organic complexes and minerals; Figure 1 distinguishes these mineral states with Roman numerals (e.g., Cu(I) and Cu(II)). The oxidation of Cu(0) to Cu(I) or Cu(II) depends on the redox conditions. Redox potential is the tendency of the environment to deplete molecular oxygen from the system to

form oxygen-containing compounds. Redox potential can be measured as an electrical potential in millivolts (mV). It also controls the chemical forms of other compounds in the environment. The form in which Cu(I) or Cu(II) species is found depends on the pH of the medium and the nature and concentration of other chemical species that can form copper-containing species.

This ecological assessment addresses terrestrial crop and direct aquatic uses of Cu(II) salts, oxides, hydroxides, and organic complexes. When used as a pesticide, the cupric ion is released via dissolution of copper salts, oxides/hydroxides and/or by the breakdown of organic complexes and/or degradation of the organic moiety. The extent of dissociation of copper species is controlled by the solubility of the compound, which is dependent on the pH of the environment. It also depends on redox potential, dissolved organic carbon (DOC) and competing ligands. However, for the purposes of this assessment, copper compounds reaching surface water (as simulated by PRZM/EXAMS) is assumed to completely and instantaneously dissociate. As described below, speciation of this loading of dissolved copper is then simulated using the Biotic-Ligand Model (BLM).

Since copper is a naturally occurring element, there are always background concentrations of copper from which point and non-point sources cannot easily be distinguished. Aside from natural environmental releases of copper, there are other sources, such as pesticides, anti-foulants and wood preservatives, leaching from mining operations, industrial runoff, architectural uses, and brake pads. Therefore, concentrations of copper measured in soil or water can also reflect other point or non-point sources of copper besides pesticides.

2. Ecological Exposure and Risk

The Agency has used the existing environmental database and open literature for coppers to characterize the environmental exposure associated with copper agricultural uses for this screening-level assessment. The risk assessment is based on a subset of representative labels of copper sulfate pentahydrate and copper hydroxide for agricultural uses, which represents a wide range of application rates. Although there are several other registered active ingredients containing copper, the risk assessment assumes instantaneous disassociation of the cupric ion from its counter ion or ligand, which is a conservative estimate for the potential bioavailable amount of copper to exposed organisms. The Agency assessed both maximum labeled rates and typical average use rates. All copper concentrations are expressed in the risk assessments as the copper or cupric ion, the toxic ion of concern.

The Agency's ecological risk assessment compares toxicity endpoints from ecological toxicity data to estimated environmental concentrations (EECs) based on environmental fate characteristics, soil and water chemistry, and pesticide use data. To evaluate the potential risks to nontarget organisms from the use of copper pesticides, the Agency calculates a Risk Quotient (RQ), which is the ratio of the EEC to the most sensitive toxicity endpoint values, such as the median lethal dose (LD₅₀) or the median lethal concentration (LC₅₀).

RQ values are compared to the Agency's levels of concern (LOCs), which indicate whether a pesticide, when used as labeled, has the potential to cause adverse effects on nontarget

organisms. When the RQ exceeds the LOC for a particular category, the Agency presumes a potential risk of concern to that category. Table 6 describes the Agency's LOCs and its respective risk presumptions. These RQ values may be further refined by characterization of the risk assessment. Use, toxicity, fate and exposure are considered when characterizing the risk, as well as the levels of certainty and uncertainty in the assessment.

Table 6. Agency's LOCs and Risk Presumptions

Risk Presumption	LOC Terrestrial Animals	LOC Aquatic Animals	LOC Plants
Acute Risk - there is potential for acute risk; regulatory action may be warranted.	0.5	0.5	1
Acute Endangered Species – there is potential for endangered species risk; regulatory action may be warranted.	0.1	0.05	1
Chronic Risk - there is potential for chronic risk; regulatory action may be warranted.	1	1	N/A

Copper is an essential nutrient required for proper homeostasis in all organisms. Most organisms have homeostatic mechanisms to process excess copper or to manage the deficiency of copper levels. However, aquatic animals are exposed to copper by more than just dietary routes, and are more sensitive to copper than terrestrial animals. The mode of toxicity for aquatic organisms is different than for terrestrial animals in that copper rapidly binds and causes damage to the gill membranes, and interferes with osmoregulatory processes. Aquatic plants, which are target organisms for most direct aquatic uses of copper, are also more sensitive to copper than terrestrial plants.

The toxicity of copper to aquatic animals depends on the amount of bioavailable cupric ion in the water. To address potential risk to freshwater organisms, the Agency used the Biotic-Ligand Model (BLM) (Windows Version 2.0.0, 4/03) in addition to standard current methods to assess exposure and toxicity to potentially exposed freshwater organisms. The BLM method is discussed in greater detail below.

The BLM has not yet been parameterized for estuarine/marine organisms, as it has for freshwater animals. This would require evaluating data for specific estuarine/marine species under a sufficient range of water quality conditions to determine the effect of these conditions on copper toxicity. Therefore, since the BLM could not be used, RQs for estuarine/marine animals were calculated using estimates of *total* dissolved copper, and are therefore calculated using conservative exposure values. For freshwater plants, saltwater organisms and terrestrial animals and plants, standard Agency models and methods were used to assess potential copper exposures.

For a more detailed explanation of the ecological risks posed by the agricultural use of coppers, refer to *Error Corrections for the Ecological Risk Assessment for Re-Registration of copper sulfate (case #0636), group II copper compounds (case #0649), and copper salts (case #0649) for use on crops and as direct water applications*, dated April 20, 2006.

a. Aquatic Organisms

1. Freshwater Fish and Invertebrates

Agricultural Uses

The EECs of *total* dissolved copper (versus Cu^{2+} only) in surface water resulting from agricultural uses of copper pesticides were simulated using the Agency's standard pesticide transport models PRZM and EXAMS (PRZM/EXAMS). However, the selection of input parameters for these models was complicated by the elemental nature of copper. PRZM/EXAMS require input for both persistence and mobility of the pesticide, and while the various formulations of copper are assumed in the risk assessment to dissociate immediately in water to release the cupric ion, the cupric ion itself does not degrade. All metabolism and degradation parameters were set with half-lives long enough that copper would essentially not degrade over the 30-year simulation. The one exception was the use of a 10-day aquatic dissipation half-life in place of an aerobic aquatic metabolism half-life in EXAMS. This allowed consideration of chronic exposure in the water column, imitating the preferential partitioning of copper away from the dissolved phase and into a bound state in sediment. Soil partitioning coefficients for sand and clay soils were used to allow consideration of scenarios in which greater and lesser amounts of copper were bound to the soil.

Thirty-two separate PRZM/EXAMS modeling scenarios were selected to represent the various crop groupings, which provided a range of geographic conditions and use rates. Use rates for copper sulfate, copper sulfate pentahydrate, and copper hydroxide were derived from representative labels. Because of the vast array of labels, a representative subset of labels was chosen to assess the range of copper application rates. The screening-level risk assessment was based on use sites with the highest application rates found for agricultural uses on crops that account for the majority of agricultural use of copper hydroxide and copper sulfate. The number of applications and application intervals were generally not specified on labels. Therefore, the modeling was conducted assuming four applications at weekly intervals.

Because the PRZM/EXAMS model cannot account for chemical speciation of copper, which affects its toxicity, the BLM was used to estimate the cupric ion concentration in surface water. The BLM, essentially a combined speciation and toxicity model, allows calculation of toxicity values based on site-specific water chemistry. Use of the BLM in this pesticide risk assessment is consistent with the method used by the EPA's Office of Water (OW), which used the BLM to revise the Aquatic Life Criteria (ALC) for copper in 2003. EPA OW is currently preparing guidance on the use of the BLM to derive site-specific ALC for copper based on site-specific water chemistry. Figure 2 describes the use of the BLM in the ecological risk assessment.

**Exposure:
Developing Activity-based
Site Specific EECs**

**Effects:
Developing Activity-based
Site Specific LC₅₀s**

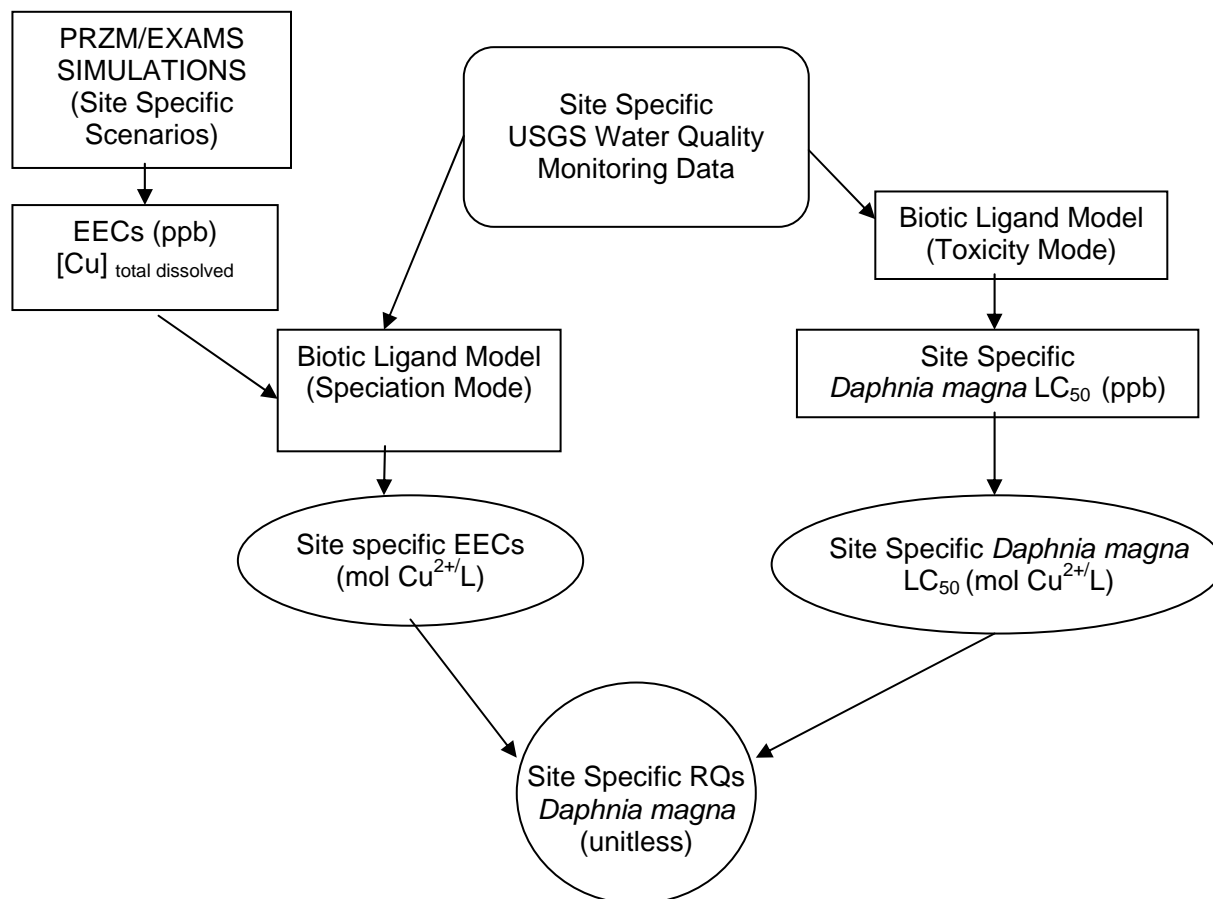


Figure 2. Site-specific aquatic assessment using the BLM

For the copper pesticides risk assessment, PRZM/EXAMS estimated total copper concentrations (peak and 21-day average concentration) for low K_d (sandy soil) and high K_d (clay soil) for each crop scenario to derive the copper input concentration in the BLM model. In order to portion out speciated copper among its various forms in water, the BLM also requires water quality input parameters which are mostly not input parameters for PRZM/EXAMS.

Water quality input parameters for the BLM model were populated using United States Geological Service (USGS) water quality monitoring data for filtered water, from nationwide monitoring programs such as NAWQA and NASQAN. The USGS water quality monitoring data were censored to remove all samples with water input parameters outside the range of the model. The samples that were removed were excluded predominantly for having water temperature higher than the range handled by the BLM. However, the other water quality parameters from these samples suggest that the copper exposure and toxicity that would result would likely be within the range for the large number of USGS samples that were used in the BLM.

Eight-hundred eleven USGS sites representing median water quality conditions were used in the BLM to assess a representative range of water column conditions in surface water across the United States. Median conditions were selected rather than worst case conditions because they represent the conditions most likely to occur. Table 7 describes the range of water quality data inputs used in the BLM. Variability across sites is expected to be greater than variability at a single site. BLM simulations provided an estimation of the cupric ion activity (moles/liter) in water for each of the 811 sites.

Table 7. Summary of USGS Water Quality Data Used in the BLM¹

Parameter	Units	Data Range for BLM	Missing Data	Low Value	High Value	Median Value	Average Value
Temperature	°C	10 to 25	0	10	24.5	17.4	17.2
pH	none	4.9 to 9.2	0	5.05	9.2	8.0	7.85
Cu	µg/L	ND	363	1.0	51.4	1.2	2.61
DOC	mg/L	0.05 to 29.65	0	0.2	29.2	3.00	4.06
Humic Acid ²	%	10 to 60	0	10	29.15	14.90	16.69
Ca ²⁺	mg/L	0.204 to 120.24	0	0.95	114	37.6	40.62
Mg ²⁺	mg/L	0.024 to 51.9	0	0.18	51.8	10.6	13.02
Na ⁺	mg/L	0.16 to 236.9	0	0.88	190	10.3	21.09
K ⁺	mg/L	0.039 to 278.4	0	0.09	18	2.2	2.93
SO ₄ ²⁻	mg/L	0.096 to 278.4	0	0.10	270	26.1	44.46
Cl ⁻	mg/L	0.32 to 279.72	0	0.32	266	11	22.66
Alkalinity	mg/L	1.99 to 360	0	2.0	311	116	120.61
S ²⁻	mg/L	ND	811	ND	ND	ND	ND

1 - Data represent median site water quality conditions within the range of data for development of BLM

2 - Humic acid percentage was estimated from the DOC concentration

ND - No data available, oxic conditions assumed

Typically, the Agency would calculate RQs using the most sensitive LC₅₀ for a taxonomic group and the 1-in-10-year acute and chronic EECs from PRZM/EXAMS. However, potential copper toxicity in natural waters is largely a function of water chemistry, so the toxicity to a particular organism will vary from site to site. Copper is most toxic in waters of low ionic strength and/or low in dissolved organic carbon (DOC). The pH of the water also affects toxicity.

Because the toxicity of copper varies greatly depending on water chemistry, the same water chemistry data collected by USGS was input to the BLM to calculate LC₅₀s for *Daphnia magna* (cladoceran, representing aquatic invertebrates), and *Pimephales promelas* (fathead minnow, representing fish). *Daphnia* were the most sensitive genera of aquatic invertebrates for which data were available, and the most sensitive aquatic species overall. Salmonids (genus *Onchorynchus*; genus mean acute value (GMAV) of 29.11 µg/L) are the most sensitive fish species, but at the time of this assessment, the BLM had not yet been implemented to calculate

the LC₅₀ for this genus, thus the fathead minnow LC₅₀s produced by the BLM was adjusted by the ratio of the *Onchorynchus* GMAV to the *Pimephales* GMAV (29.11 µg/L:72.07 µg/L; adjustment factor 0.404).

The chronic toxicity of copper to aquatic animals was also calculated in a manner consistent with that used by OW to derive ALC for copper. The minimum data requirements for developing chronic ALC were not met, so OW elected to use the acute-to-chronic ratio (ACR) approach to derive chronic criteria. OW determined an ACR of 3.23 for freshwater organisms, which was a central value derived from a range of ACRs for freshwater species for which both acute and chronic toxicity data were available. For the ecological risk assessment, the ACR was applied to the acute toxicity value for each of the 811 sites to establish a chronic toxicity value for RQ calculation.

At the time the ecological risk assessment for copper pesticides was conducted, many product labels had inconsistent information on the maximum amount of copper that can be used on many crops. The ecological risk assessment assumes four applications applied one week apart at the maximum label rate in cases when the maximum rates and minimum intervals are not described on the label. In order to allow an evaluation of potential risk at different application rates that might be established on revised copper labels, the Agency performed a regression on the peak cupric ion concentrations based on various application rates in the 32 PRZM/EXAMS simulations run for copper. The data points used to calculate the regression and the resulting regression equation are shown in Figure 3, below.

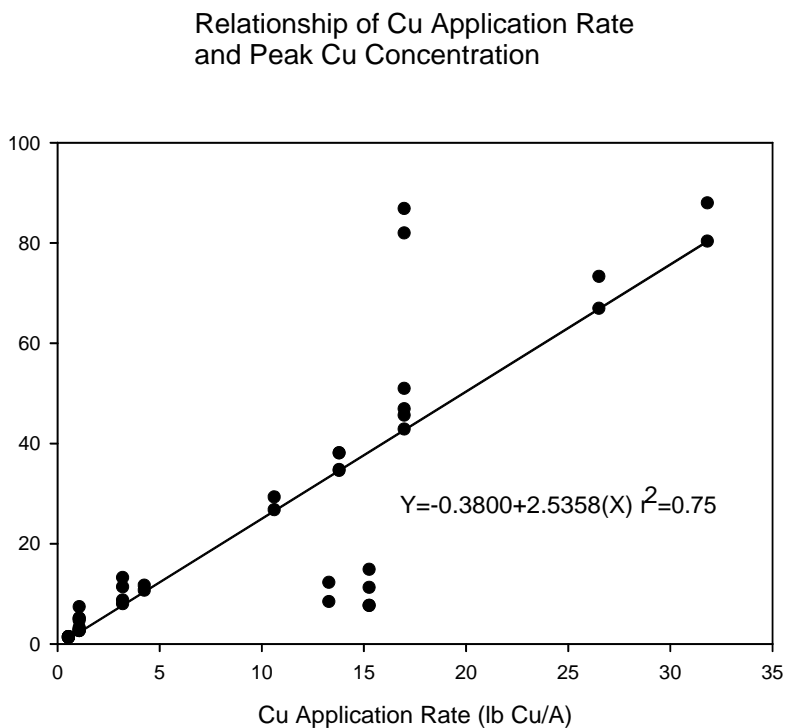


Figure 3 - Correlation of Peak Cu²⁺ Concentrations in the Standard Small Water Body with Application Rates

The peak cupric ion concentrations generated from PRZM/EXAMS were the inputs used in the BLM. Using the BLM to estimate site-specific cupric ion concentrations and toxicity endpoints, individual RQs were calculated for each of the 811 USGS sample sites. The resulting RQs were compared to the Agency's LOCs for aquatic animals. The potential for acute risk to aquatic animals is described in terms of percentages of the 811 sites that exceed the Agency's LOC for a range of potential application rates.

The screening-level risk assessment indicates that there are risks greater than the LOC to freshwater invertebrates from terrestrial uses of copper at some portion of the 811 sites modeled, regardless of the application rate. At the maximum label application rate considered in the risk assessment, 31.8 pounds of metallic copper per acre (lbs Cu²⁺/A) for filberts, RQs for nearly all sites exceeded the acute and chronic LOCs. Over 99% of the sites exceeded the acute LOC for invertebrates, and 80% exceeded for fish. Over 98% of the sites exceeded the chronic LOC for invertebrates and 44.9% exceeded for fish.

The percentage of sites for which RQs exceed the acute LOC is significantly less for typical rates more likely to be applied. The percentage of sites ranges from 3.2% at 1.0 lb Cu²⁺/A, and increases to about 25% of sites at an application rate of 7.5 lbs Cu²⁺/A. The RQs derived for freshwater fish with the BLM exceed the acute LOC for less than 1% of sites for application rates of 1.0 lb Cu²⁺/A and above.

The same exposure estimates translate into a greater number of sites exceeding the acute endangered species LOC of 0.05. As shown in Table 8 below, even at a rate of 1.0 lb Cu²⁺/A, aquatic RQs exceed that LOC in 19% of the 811 sites for freshwater invertebrates, while only exceeding the LOC for 1% of those sites for freshwater fish. The level of exceedence of the acute endangered species LOC for freshwater invertebrates and fish increases to 84% and 17%, respectively, based on an application rate of 7.5 lbs Cu²⁺/A.

Table 8. Summary of Acute LOC Exceedences in Freshwater Environments from Agricultural Uses

Rate lbs Cu ²⁺ /A (ppb)	Acute		Acute Endangered Species	
	Invertebrate ¹	Fish ¹	Invertebrate ¹	Fish ¹
1.0 (2.2)	3.2%	<1%	19.0%	1.0%
1.5 (3.4)	5.0%	<1%	29.6%	1.4%
3.0 (7.2)	10.3%	<1%	53.4%	6.0%
5.0 (12.3)	17.0%	<1%	71.5%	10.4%
7.5 (18.6)	24.6%	<1%	84.0%	17.1%

¹ Presented in terms of the percentage of sites in the USGS data set exceeding the acute risk LOC or acute endangered species LOC.

As part of the development of the ALC for copper, OW derived an acute-to-chronic ratio (ACR) of 3.23 for freshwater organisms (USEPA 2003a). The BLM only estimates acute toxicity, so the ACR was applied to site specific LC₅₀s for both the daphnids and salmonids to generate site specific chronic toxicity values. These were compared to the 21-day EECs speciated by the BLM to derive chronic RQs. Table 9 shows the percentage of sites for which freshwater animal RQs exceed the chronic LOC. RQs for fish are usually calculated using the

60-day EEC, but a suitable regression could not be fit to the 60-day EECs from the 32 PRZM/EXAMS scenarios. Therefore, although RQs for few sites exceed the chronic LOC for fish at rates up to 7.5 lb Cu²⁺/A, the assessment should be considered conservative because the 21-day EECs are higher than 60-day EECs for any particular site.

Table 9. Summary of Chronic Risk LOC Exceedences in Aquatic Environments

Rate lbs Cu ²⁺ /A (Cu ppb)	Freshwater	
	Invertebrate ¹	Fish ¹
1.0 (2.2)	4.2%	0.0%
1.5 (2.9)	6.3%	0.1%
3.0 (5.3)	13.4%	1.0%
5.0 (8.4)	22.2%	2.5%
7.5 (12.3)	32.4%	5.3%

¹Presented in terms of percentage of sites in the USGS data set exceeding the chronic risk LOCs

The distribution of the 811 RQ values reflects the distribution of the water quality parameters from the 811 USGS sampling sites. Therefore, the shape of the distribution is the same for each application rate. An example from the ecological risk assessment shows the range of RQs for application to apples at an application rate of 3.8 lbs Cu²⁺/A. Table 10 below shows that the acute LOCs are exceeded for freshwater invertebrates, with a RQ range of 0.01 to 498. The median value, however, is 0.47. Although nearly half of the RQs exceed the acute LOC of 0.5, the distribution of RQs is skewed toward the lower values in the distribution. The acute RQ distribution for fish and the chronic RQ distribution for invertebrates and fish show this same pattern.

Table 10. Aquatic RQ Summary: Orchard Average Application Rate (3.8 lbs Cu²⁺/A)

Endpoint for RQ	Minimum RQ	Median RQ	Maximum RQ
<i>Acute</i>			
Invertebrate	0.01	0.47	498
Fish	0.00	0.02	41
<i>Chronic</i>			
Invertebrate	0.02	0.66	352
Fish	0.01	0.05	6.1

Acute LOC for invertebrates and fish = 0.5, Acute endangered species LOC for invertebrates and fish = 0.05, acute, chronic LOC for invertebrates, fish = 1.0

Exposure via Spray Drift

There is some uncertainty in the level of exceedences because spray drift was not included as part of the potential total copper exposure in the BLM analysis. The assessment did not include spray drift because the labels did not specify the method by which copper would be applied. A screening-level spray drift analysis was conducted separately in the revised risk assessment to evaluate the impact of copper spray drift from terrestrial crop uses on aquatic environments. The analysis assumes drift loadings of 5% of the application rate for aerial spray and 1% of application rate for ground spray into the standard farm pond used in EXAMS. Peak

concentrations of copper from spray drift were speciated using the BLM model to estimate the concentration of cupric ion in the pond. Median USGS monitoring site water quality data for the 811 sites were used as input parameters for the BLM model.

Site exceedences of the aquatic LOC and endangered species aquatic LOC were found for both ground and aerial spray drift loadings. At the highest application rate proposed for reregistration (6 lbs Cu^{2+} /A, for filberts), a single aerial application would result in 28% and 5% of sites exceeding the acute LOC for freshwater invertebrates and fish, respectively. A corresponding ground spray application would result in 7% and 4% exceedances, respectively. The same simulated exposure suggests that the freshwater invertebrate endangered species LOC would be exceeded at 89% and 32% of sites from aerial and ground spray, respectively. Lower application rates associated with other crops would result in lower estimated exposure, and a smaller percentage of sites at which the LOCs would be exceeded.

Uncertainties in Freshwater Animal Risk Assessment

There is some uncertainty in the level of exceedances of the acute and acute endangered species LOCs from agricultural uses of copper, because the regression used to predict the exposure input to the BLM was derived from 32 scenarios representing climatic and soil conditions from around the country. In addition, the peak value from each of the 32 scenarios was from a single year of modeling with PRZM/EXAMS. Standard exposure assessments with PRZM/EXAMS simulate 30 years of applications with 30 years of daily rainfall and climate data from a nearby weather station. Since elemental copper does not degrade, the effect of 30 years of applications would be to accumulate copper in the static pond simulated by EXAMS. The EEC simulated from the first of the 30 years of data would likely be less than the standard 1-in-10-year exposure value calculated from a full 30-year simulation, although some of the 32 sites would simulate heavier rainfall in that single year, and others would simulate light rainfall years.

The choice of the soil-partitioning coefficient (K_d) used as input to PRZM/EXAMS served to make the estimated number of sites with RQs exceeding acute and chronic LOCs more conservative. The environmental fate assessment reports a range of K_d values from 0.4 L/g (sand soil) to 3.6 L/g (clay soil). PRZM-EXAMS models were used to estimate copper concentrations for the low K_d and high K_d values for each crop scenario to derive the copper input concentration for the BLM model. The regression used to estimate EECs for different application rates used the output from the low K_d modeling runs, which causes the model to simulate more copper transport from the field, and more copper in the dissolved phase in the pond (and less in the bed sediment). This results in higher copper input to the BLM, and a conservative estimate of the number of sites that would exceed an LOC for a particular application rate.

In addition, the number of applications and application interval was not the same for all 32 simulations, although the majority of them assumed four applications spaced a week apart. The need to assume a number of applications and an application interval is a result of inconsistent product labels for copper pesticides which do not specify the maximum number of applications and minimum treatment interval. Imprecise product labels (unspecified application intervals and application frequencies) represent the greatest source of uncertainty in the

ecological risk assessment for copper pesticides. Because the labels do not specify these limits, the potential maximum loading of the chemical into the environment may grossly underestimate or overestimate potential risk.

Finally, as mentioned earlier, the mean water quality characteristics from 811 USGS sampling sites result in a wide range of copper exposure and toxicity values, but may not represent the full range of potential conditions. This data set of 811 sites represents 47 states (no sites in Maine, South Carolina, or Virginia), but does not represent every region equally. For instance, since the available data set was censored to remove any sites with temperature values outside the range that can be assessed by the BLM, the southeastern United States is not as well represented as other parts of the country.

Aquatic Uses

The aquatic risk assessment for direct application of copper pesticides to water uses the EXAMS model in conjunction with the BLM to produce RQs over a range of water quality conditions. EXAMS accounts for sediment-to-water partitioning, and the BLM incorporates the effects of copper speciation. Use data indicate a target concentration for algae and aquatic weeds control of 0.1-1 ppm. For snails, leeches, and other similar organisms, application rates may be higher, ranging from 1-2.5 ppm. The risk assessment indicates that for an application rate of 1 ppm, peak concentrations of Cu^{2+} are predicted by EXAMS to be approximately 0.9 ppm if the pesticide were to be applied to the entire water body. The estimated average 21-day concentration at this rate is 522 ppb, and the estimated average 60-day concentration is 234 ppb.

For invertebrates, fish, and aquatic plants, >99% of sites exceed the endangered species LOC and the acute risk LOC at this application rate. The chronic risk LOCs for aquatic invertebrates, and fish are exceeded at >96% of the sites. The water body simulated by EXAMS is a 1-hectare, 2-meter deep pond with no outlet. However, were an entire reservoir treated at the same rate (which would require proportionally more copper), the level of predicted risk would be the same.

The risk assessment also considers the potential for risk when only a portion of a water body is treated. The EXAMS model was run in conjunction with the BLM to determine the percentage of water bodies with characteristics of the 811 USGS samples would that exceed LOCs for partial applications. A regression of these simulations suggests risk to freshwater fish and invertebrates.

There is some uncertainty in this finding of risk for partial treatment of water bodies, due to limitations of the exposure model itself. The EXAMS model simulates instantaneous mixing of applied pesticide throughout the approximately 20,000,000-liter pond. Therefore, these simulations of partial treatments are equivalent to full-pond treatments at a fraction of the maximum application rate. Because of the great variance in water body chemistries across the US, this will overestimate the potential risk to some aquatic organisms, and underestimate it for others. The purpose of treating a portion of a water body can be to avoid killing enough plant matter at one time to sharply increase oxygen-demand, and/or to give mobile aquatic animals the

opportunity to leave the treated area. When only a portion of the water body is treated, organisms in the vicinity of the treatment can be exposed to the full concentration of copper applied, while others farther from the treated area may not be exposed at all. This is especially true for water bodies such as drinking water reservoirs, which are larger than the standard pond simulated by EXAMS, both because of their size, and the amount of time it takes for total mixing of water in those water bodies.

However, for almost any direct water application of copper products, there are likely to be effects on invertebrates and a reduction of primary production. Fish and larger, more mobile invertebrates may be able to move out of the treated zone until the copper dissipates from the water column, but smaller and more sedentary invertebrates will be affected. Recovery of the affected organisms will vary on a site-to-site basis, and the specific effects on any given ecosystem are impossible to predict given the scale of this assessment. Populations of phytoplankton and zooplankton (the organisms most likely to be lethally affected by use of copper) are dynamic. In aquatic systems where copper is applied frequently the community may shift to more copper tolerant organisms, and/or some of the organisms present may develop metabolic pathways for dealing with higher copper loading.

The potential risk to aquatic organisms must be considered in conjunction with the environmental benefit intended for some uses of copper. Excessive algal growth in lakes or ponds caused by high nutrient input can damage aquatic life by causing high oxygen demand, in some cases leading to eutrophication. In other cases, copper is used to control invasive aquatic plants which can out-compete and replace native plants, changing the ecosystem and reducing food sources for aquatic and terrestrial animals in or near the water. The use of copper for control of parasites (through snail control) benefits swimmers in recreational waters and fish that can be infected.

Urban Uses

One of the risk assessment goals of the Office of Pesticide Programs (OPP) is to estimate pesticide exposure through all significant routes of exposure from both agricultural and non-crop uses. However, the ecological risk assessment for copper pesticides focuses on the agricultural uses, because pesticide transport models are available to estimate potential aquatic exposure from these uses. Based on laboratory toxicity tests with aquatic animals, aquatic exposure could cause adverse effects in the environment.

Copper is used for a number of non-crop pesticidal uses, including use as a wood treatment, lawn fungicide, pool and fountain algacide, sanitary sewer root killer and ingredient in anti-fouling paints. The wood treatment, anti-foulants, and other antimicrobial uses will be addressed in a separate ecological risk assessment to be produced at a later date by the Agency's Antimicrobials Division. This document addresses the root-killer and lawn uses to a limited degree.

The root-killer use involves flushing two pounds of copper sulfate pentahydrate crystals (0.5 lb elemental copper) down a toilet as often as every six months to control tree root growth in

domestic sewer systems. Alternatively, label directions recommend one-half pound of product each month as a “maintenance” treatment. The copper sulfate pentahydrate crystals cling to roots and kill them over time.

The ecological risk assessment evaluates the sanitary sewer root-killer use with the “down-the-drain” model E-FAST 2.0. In these simulations, wastewater containing copper crystals flows from the building and passes through a sanitary sewer and publicly owned treatment works (POTW) before being discharged to surface water. The E-FAST model uses the total national production of a pesticide and distributes it among all households in the nation. However, since the amount of copper sulfate pentahydrate produced for this use could not be distinguished from that manufactured for other uses, the ecological risk assessment made the conservative assumption that each household in the United States applies 0.5 lb of elemental copper for root-control two times a year. This equates to approximately 2.2 million pounds of metallic copper annually. The CSTF subsequently provided a preliminary estimate of potential use of approximately 857,000 pounds of metallic copper annually. The assessment uses a copper sulfate removal efficiency at the POTW of 1.8%, which was estimated using the model EPISuite.

The ecological risk assessment took the resulting concentrations of copper and used them as input to the BLM. The resulting site-specific copper concentration estimates were compared to the toxicity endpoints the BLM generated for each site. The assessment concluded that if all households in the nation were to apply copper sulfate pentahydrate for root-control at maximum recommended rates, then the acute LOC would be exceeded for 85% and 20% of model sites for freshwater invertebrates and fish, respectively. The corresponding percentage of sites for which the chronic level of concern could be exceeded would be 74% and 13%, respectively. However, freshwater fish and invertebrates will not be directly exposed to the full amount of copper applied for root control, since POTWs are required to first treat waste water received from sanitary sewers.

The finding of risk described above should be considered an upper bound, since not every household in the United States uses copper sulfate pentahydrate for root control. Since this product label states that it is not for use in septic systems, even the total number of households which could potentially use the product is lower than assumed in the risk assessment. However, the use of copper sulfate pentahydrate in this manner does represent a direct introduction of copper into the wastewater stream, which was a point of concern for commenters representing POTWs. Tri-TAC, a technical advisory group for POTWs in California, commented that an estimated 5 to 12% of copper received by POTWs in their state was a result of root-killer use. The California Department of Pesticide Regulation has prohibited the use of copper sulfate pentahydrate in nine counties in California out of concern that POTWs in the San Francisco Bay area could not comply with water quality criteria for copper if this use continued.

The E-FAST model allowed a conservative, qualitative estimate of potential exposure from the root-killer use, but no analogous exposure model has been developed to allow a similar screening-level assessment for pesticides applied in an outdoor urban setting. As a result, the Agency has had to take a qualitative approach to characterize the potential aquatic risk from urban and suburban use of copper.

For outdoor urban uses, the Agency assumes that runoff water from rain and/or lawn watering may transport pesticides to storm sewers and then directly to surface water. Copper transported by runoff or erosion in an urban setting would take a path not only over lawns, but also impervious surfaces such as walkways, driveways and streets. The Agency is unaware of any model which can simulate the different application methods for urban use and the physical representation of the urban landscape, storm sewer and receiving water configuration.

There are models available which can be calibrated to simulate sites and pesticides for which extensive flow and pollutant data have been collected in advance. The HSPF/NPSM model, for instance, which is included in the EPA's BASINS shell, has been used to calibrate stream flow and copper pesticide use data to simulate loading of these pesticides consistent with concentrations measured in surface water monitoring. Risk assessors with the California Department of Environmental Protection confirmed in conversations with the Agency that they also have used watershed models to calibrate previously collected flow and pesticide monitoring data, but that they did not know of any models capable of predicting concentrations of pesticides that might occur because of outdoor urban uses.

Development of a screening model which could simulate the fate and transport of pesticides applied in an urban setting would require a large body of data which is currently unavailable. For instance, an urban landscape cannot be simulated as easily as an agricultural field. The PRZM model simulates runoff from an agricultural field using readily available data describing surface soil characteristics and laboratory data detailing the persistence and mobility of pesticides in these soils. The agricultural field simulated is homogeneously planted to a single crop, and soil and water are transported from the field to a receiving water body with dimensions consistent with USDA farm-pond construction guidelines.

By contrast, an urban landscape or suburban housing development consists of impervious surfaces such as streets and sidewalks, and pervious surfaces such as lawns and parkland. One could expect much greater mobility for pesticides applied to impervious surfaces, but laboratory soil metabolism studies may not provide an accurate measure of the persistence of pesticides on these surfaces. The path runoff water and eroded sediment might take is less obvious for an urban setting than an agricultural field. First, an urban landscape cannot be considered homogeneous, as the proportion of impervious and pervious surfaces varies for different locations. In addition, the flow path of runoff water and sediment is not necessarily a direct path over land, but can pass below ground through storm sewer networks, be directed, or slowed by pumping stations or temporary holding ponds.

Finally, the timing and magnitude of urban uses is less well defined for urban uses than agricultural uses. While agricultural uses would occur within a predictable window during the growing season, the need for urban uses could occur at different times each year, and might occur at different times within the same watershed. In addition, since records of how and to what extent copper pesticides are applied by homeowners are not well defined, it is harder to estimate the total load to model.

2. Freshwater Plants

Because the BLM has not been parameterized for freshwater plants, it could not be used to assess potential copper exposure and toxicity from the cupric ion to freshwater plants. RQs for freshwater plants were calculated using estimates of total dissolved copper using PRZM/EXAMS, which overestimates the amount of copper that is potentially toxic to exposed organisms. The RQs for aquatic plants are presented in Table 11 as individual RQs for each application rate, because the actual toxicity posed by the cupric ion to these organisms cannot yet be simulated by the BLM.

The most sensitive aquatic plant species tested, the green alga, *Selenastrum capricornutum*, ($LC_{50} = 3.1$ ppb, NOEC = 0.2 ppb) was selected to represent non-vascular aquatic plants. Duckweed, *Lemna minor*, ($LC_{50} = 2.3$ ppm, NOEC = 0.1 ppm) was selected to represent vascular aquatic plants. Since site-specific exposure and toxicity values for plants were not generated using the BLM, risk is not described as a percentage of RQs above the LOC; rather a single RQ is presented for each application rate, with EECs calculated using the regression described above. Acute RQs based on the green alga, a target species for direct applications of copper to water, exceed the acute and acute endangered species LOC of 1.0 for application rates at or above 1 lb Cu^{2+} /A. RQs for vascular plants do not exceed the acute or acute endangered species LOCs. Table 11 is a summary of the acute LOC exceedances for aquatic plants.

Table 11. Summary of Acute LOC Exceedences in Aquatic Environments from Agricultural Uses

Rate lbs Cu^{2+} /A (ppb)	Acute		Acute Endangered Species	
	Algae RQ	Vascular RQ	Algae RQ	Vascular RQ
1.0 (2.2)	0.7	<0.01	1.1	0.02
1.5 (3.4)	1.1	<0.01	1.7	0.03
3.0 (7.2)	2.3	<0.01	3.6	0.07
5.0 (12.3)	4.0	<0.01	6.2	0.12
7.5 (18.6)	6.0	<0.01	9.3	0.19

3. Estuarine/Marine Fish and Invertebrates

Because the BLM has not been parameterized for estuarine/marine organisms, it could not be used to assess potential copper exposure and toxicity from the cupric ion to estuarine/marine animals. RQs for estuarine/marine animals and plants were calculated using estimates of total dissolved copper using PRZM/EXAMS, which overestimates the amount of copper that is potentially toxic to exposed organisms. In addition, the water body simulated by PRZM/EXAMS, a static farm pond with no outflow, is smaller than estuarine and marine water bodies, and does not take into account the dilutive effect of untreated seawater.

Acute toxicity values for saltwater fish and invertebrates were selected based on the most sensitive assessed species. The most sensitive invertebrate is the mussel (*Mytilus*) with an LC_{50} of 6.49 ppb and the most sensitive fish is the summer flounder (*Paralichthys dentatus*), with an LC_{50} of 12.66 ppb. Chronic toxicity data were not available for estuarine/marine animals, so the

ACR of 3.23 used for freshwater animals was used to derive chronic RQs for marine/estuarine animals.

As for the freshwater organism assessment, RQs for estuarine/marine organisms were calculated using the same regression on the peak copper concentrations that resulted from various application rates in the 32 PRZM/EXAMS simulations run for copper. At approximately 3 lbs Cu²⁺/A, acute RQs exceedences occur for both fish and invertebrates. Table 12 lists the acute RQs for marine/estuarine organisms for a range of copper application rates.

Table 12. Risk Quotients for Estuarine/Marine Animals

Application Rate lbs Cu ²⁺ /A	Acute RQ		Chronic RQ	
	Fish	Invertebrate	Fish	Invertebrate
1.0	0.17	0.35	1.1	0.6
1.5	0.27	0.55	1.5	0.8
3.0	0.56	1.2	2.8	1.3
5.0	0.99	2.0	4.4	2.1
7.5	1.5	3.0	6.4	3.1

4. Estuarine/Marine Plants

Because the BLM has not been parameterized for estuarine/marine plants, it could not be used to assess potential copper exposure and toxicity from the cupric ion to estuarine/marine plants. RQs for estuarine/marine plants were calculated using estimates of total dissolved copper using PRZM/EXAMS, which overestimates the amount of copper that is potentially toxic to exposed organisms. The single estuarine/marine plant species tested, the marine diatom, *Skeletonema costatum*, (LC₅₀ = 0.25 ppm, NOEC = 0.124 ppm) was selected to represent estuarine/marine plants.

Since site-specific exposure and toxicity values for plants were not generated using the BLM, risk is not described as a percentage of RQs above the LOC; rather a single RQ is presented for each application rate, with EECs calculated using the regression described above. RQs for estuarine/marine plants do not exceed the acute or acute endangered species LOC of 1.0. Table 13 summarizes potential acute risk for estuarine/marine plants.

Table 13. Acute Risk Quotients for Estuarine/Marine Plants

Application Rate lbs Cu ²⁺ /A (Cu ppb)	Acute RQ	Acute Endangered Species RQ
1.0 (2.2)	<0.01	0.02
1.5 (3.4)	0.01	0.03
3.0 (7.2)	0.03	0.06
5.0 (12.3)	0.05	0.1
7.5 (18.6)	0.07	0.13

b. Terrestrial Organisms

1. Birds and Mammals

Copper Exposure to Birds and Mammals

For birds and small mammals, dietary exposure to copper was estimated using the Terrestrial Exposure (TREX, Version 1.1) model. Based on the Kenaga nomogram (Hoerger and Kenaga 1972, Fletcher et al. 1994), TREX calculates estimated copper residues on food items animals may consume. In this screening assessment, the Agency assumes that organisms forage 100% of the time in a treated area and that 100% of their diet is comprised of a particular food item.

A default foliar dissipation half-life for copper of 35 days was assumed, as no foliar dissipation studies have been submitted for the copper compounds addressed in this RED. Because copper is an element, it will not degrade by photolysis or hydrolysis into any other metabolites or other byproducts. Thus, the primary means of removal is wash-off due to precipitation or irrigation (e.g., drip) that governs how long copper remains on plant surfaces. Because the amount of wash-off depends on the amount of precipitation, a plant dissipation study would not capture the variability of wash-off rates across the country; thus, data from this study would not provide any additional information to reduce any uncertainty or risk. Therefore, the Agency is not requiring this study at this time.

The Agency modeled potential exposure to terrestrial animals from residues on forage items based on the highest label application rates and the highest average application rates of copper for orchard and row crops. Current copper labels indicate that the highest orchard label application rate is 31.8 lbs Cu²⁺/A for filberts and the highest row crop label application rate is 3.2 lbs Cu²⁺/A for potatoes. Because intervals between applications and the maximum number of applications were not specified on the product labels, the Agency assumed four applications on a weekly basis per growing season. However, based on use data provided by the CSTF and user groups, typical use is lower. These rates, 3.8 lbs Cu²⁺/A for orchards (apples) and 0.8 lb Cu²⁺/A for row crops (potatoes), were also considered in the risk assessment.

Toxicity to Birds and Mammals

Copper is an essential micronutrient to many organisms, including birds and mammals. Copper atoms are an important component of several enzymes, and reserve copper is stored in the liver and bone marrow. Unlike aquatic animals, in which toxicity occurs when the cupric ion binds to the gills, acute poisoning of terrestrial organisms requires dietary ingestion of toxic levels of copper.

Terrestrial animals have varying degrees of homeostatic capability to metabolize copper when ingested. Two studies (Johnson and Lee 1988, Yu et al., 1993) estimated copper absorption in rats from dietary sources. Dependent on dose and method of estimation, absorption efficiencies for rats with no known metabolic deficiencies ranged from 22-63%. Absorption efficiency was consistently lower at high doses. Dietary copper concentrations ranged from 0.4-

100 ppm. In a study evaluating bioaccumulation models for mice (Torres and Johnson 2001), the authors calculated a “GI absorption-elimination factor” of 28% based on data in the ASTDR¹ *Toxicological Profile for Copper*. Thus, it appears that at least up to dietary concentrations measured in these studies, small mammals have compensatory mechanisms to increase absorption of copper at low concentrations, and reduce absorption of copper at high concentrations, at least from dietary sources. No data were located to indicate at what copper concentration these compensatory mechanisms might be overwhelmed, nor were similar data available for birds.

The TREX model assumes that 100% of the ingested chemical is bioavailable, and uses that estimate as an effective dose (adjusted by allometric equations). Based on the existing data, this does not appear to be the case for copper. Dietary-based endpoints likely incorporate these uptake effects, but dose-based endpoints will not. In order to account for these mechanisms, an absorption efficiency correction of 22% (a high copper availability situation) was applied to the mammal dose-based risk quotient calculations. Bird dose-based calculations were not corrected, as it is uncertain to what extent the actual percentages may be valid across taxa, and dietary-based data were available for acute effects.

Coppers are categorized as moderately toxic to birds on an acute oral and dietary basis. The Agency assessed toxicity to avian species based on the acute oral LD₅₀ of 98 mg/kg-bw, the acute dietary LC₅₀ of 991 ppm of copper in feed and the chronic NOAEL of 58 mg/kg-bw. Available avian guideline data are described in Table 14 below.

Table 14. Avian Guideline Data

Species	Compound	LD50/LC50 (mg/kg)	LOAEL (mg/kg)	NOAEL (mg/kg)
Acute oral				
Bobwhite	Copper sulfate pentahydrate	384	ND	ND
	as metallic copper	98 ^a		
Acute dietary				
Bobwhite	Tri-basic copper sulfate	1829	NR	NR
	as metallic copper	991 ^a		
Reproductive				
Bobwhite	Copper oxychloride sulfate	NR	500	100
	as metallic copper		289	58 ^a

^a toxicity endpoint used in assessment
 ND - not determined, NR - not reported

Available oral data on mammals indicate that copper is moderately toxic on an acute basis. The Agency assessed toxicity to mammals based on the acute oral LD₅₀ of 114 mg/kg-bw. Because no reproductive or two-generation copper studies conducted with small mammals were available, the Agency opted to use the chronic NOAEL study conducted on the mink from the Superfund site-screening guideline studies. The NOAEL in this study was 85.5 mg/kg diet (11.7

¹Agency for Toxic Substances and Disease Registry

mg/kg-bw on a dose basis). Available acute oral rat toxicity data and chronic mammalian screening values are described below in Tables 15 and 16, respectively.

Table 15. Acute Oral Toxicity in Rats

Compound	As Copper Compound	As Metallic Copper
	LD50 (mg/kg-bw)	LD50 (mg/kg-bw)
Copper sulfate pentahydrate	790 (male) 450 (female)	200 (male) 114 (female) ^a

^a toxicity endpoint used in assessment

Table 16. Chronic Mammalian Screening Values

Category	Benchmark	Effects
Mammals Test species: mink	NOAEL 11.7 mg/kg-bw ^a 85.5 mg/kg diet ^a LOAEL 15.1 mg/kg-bw 110.5 mg/kg diet	Chronic dietary exposure during reproduction. Effects were reduced survivorship of kits. Copper dose represented a base in food (60.5 ppm) plus a supplement (25, 50, 100, and 200 ppm). At 25 ppm in diet, kit survivorship was greater than in controls. Reduced survivorship of kits was noted in the 50 ppm treatment group.

^a toxicity endpoint used in assessment

Risk to Birds and Mammals

The terrestrial animal risk assessment for copper pesticides assessed the potential for risk at the highest application rate on any copper label for use on orchards and on row crops. These application rates are 31.8 lbs Cu²⁺/A for orchards (filberts) and 3.2 lbs Cu²⁺/A for row crops (potatoes). RQs were also calculated for the highest average application rate for orchards and for row crops, as determined by the best data available to the Agency at the time the risk assessment was completed. These rates were 3.8 lbs Cu²⁺/A for orchards (apples) and 0.8 lb Cu²⁺/A for row crops (potatoes). Because the maximum number of applications and minimum application interval were not specified on the product labels for these rates, the assessment assumed four applications spaced seven days apart.

The RQs for the maximum application rates exceeded nearly all acute and chronic LOCs for all weight classes of birds and mammals. However, as part of the stakeholder process in formulating risk management decisions, the Agency has worked with copper pesticide registrants and the user community to revise the labels to require lower application rates and more clearly defined seasonal maximum use rates. Therefore, the RQs based on average application rates shown below better reflect the lower rates to be established on revised copper product labels.

The RQs calculated using typical application rates indicate the potential for acute and chronic risk to birds and mammals from dietary exposure. Dietary toxicity studies, in which animals are exposed through ingestion of treated feed, would be expected to reflect the ability of the animals to cope with exposure to a certain amount of copper beyond their dietary need through homeostasis. However, this coping mechanism was clearly overwhelmed in the animals which died in the laboratory toxicity tests.

The design of the laboratory studies leaves some uncertainty in how these effects would translate to effects in the wild. Birds and mammals in the laboratory studies are only fed treated feed, and the RQs in the risk assessment also assume that animals will derive 100% of their diet from treated feed. Although animals in the wild need to eat more than their counterparts in the laboratory (since lab feed is more nutritious, generally), most birds and mammals will spend only a fraction of the time in or at the edge of a treated field. Animals which eat untreated feed as a portion of their diet may have more of an opportunity to cope with ingested copper when the exposure is not continuous. In addition, animals which are repeatedly exposed to levels of copper which do not cause permanent harm may undergo enzymatic adaptation which allows them to cope with greater levels of exposure. The sensitivity to copper toxicity, and the ability to adapt to repeated exposures, should be expected to vary within species, and between species of birds and mammals.

Birds

Dose-based and dietary-based endpoints from available avian studies were used to calculate acute RQs. Chronic endpoints for birds were based on data from reproductive studies conducted on the bobwhite quail. The EECs are adjusted to reflect potential dietary exposure based on the size of the animal and the respective amount of feed consumed.

Orchard Applications

The highest label rate for orchard applications was for filberts (31.8 lbs Cu²⁺/A). At this application rate, all size classes of birds exceed the acute, acute endangered species, and chronic levels of concern for all food items. Table 17 describes the avian RQs for acute dose-based and dietary-based RQs, and chronic RQs based on orchard labeled rates.

Table 17. Avian RQ Summary - Orchard Maximum Label Rate (31.8 lbs Cu²⁺/A)

Feed Item	Acute dose-based RQs			Acute dietary-based RQs	Chronic RQs
	20g bird	100g bird	1000 g bird	All birds	All birds
Short grass	220	98.7	31.2	13.5	231
Tall grass	101	45.3	14.3	6.2	106
Broadleaf plants/small insects	124	55.5	17.5	7.6	130
Fruits/pods/seeds/large insects	13.8	6.2	2.0	0.9	14.5

The highest average rate for orchard applications was for apples (3.8 lbs Cu²⁺/A). At this application rate, all size classes of birds exceed the endangered species acute risk LOC and the chronic risk LOC for all food items. Birds consuming the short grass, tall grass, and broadleaf plants food categories all exceed the acute risk and chronic risk LOCs, whereas with the fruit food item, larger birds and birds assessed with dietary-based endpoints are below the acute risk LOC. Table 18 describes the avian RQs for acute dose-based and dietary-based RQs, and chronic RQs based on orchard average application rate of 3.8 lbs Cu²⁺/A.

Table 18. Avian RQ Summary - Orchard Average Rate (3.8 lbs Cu²⁺/A)

Feed item	Acute dose-based RQs			Acute dietary-based RQs	Chronic RQs
	20g bird	100g bird	1000 g bird	All birds	All birds
Short grass	49.3	22.1	7.0	3.0	51.7
Tall grass	22.6	10.1	3.2	1.4	23.7
Broadleaf plants/small insects	27.7	12.4	4.0	1.7	29.1
Fruits/pods/seeds/large insects	3.1	1.4	0.4	0.2	3.2

Row Crop Applications

The highest label rate for row crop applications was for potatoes (3.2 lbs Cu²⁺/A). At this application rate, all size classes of birds consuming the short grass, tall grass, and broadleaf plant food categories exceed the acute risk levels of concern. The small (20g) and medium (100g) birds consuming a diet of fruits, pods, seeds, or large insects exceed the acute risk LOC, using the dose-based calculation. All size classes of birds consuming all food types exceed the endangered species acute risk LOC and the chronic risk LOC. Table 19 describes the avian RQs for acute dose-based and dietary-based RQs, and chronic RQs based on row crop maximum application rate of 3.2 lbs Cu²⁺/A.

Table 19. Avian RQ Summary - Row Crop Maximum Label Rate (3.2 lbs Cu²⁺/A)

Feed Item	Acute dose-based RQs			Acute dietary-based RQs	Chronic RQs
	20g bird	100g bird	1000g bird	All birds	All birds
Short grass	41.5	18.6	5.9	2.6	43.5
Tall grass	19.0	8.5	2.7	1.2	20.0
Broadleaf plants/small insects	23.3	10.5	3.3	1.4	24.5
Fruits/pods/seeds/large insects	2.6	1.2	0.4	0.2	2.7

The highest average rate for row crop applications was for potatoes (0.8 lb Cu²⁺/A). At this application rate, birds consuming the short grass, tall grass, and broadleaf plant categories exceed the endangered species acute risk LOC and the chronic risk LOC. Using dose-based RQs, all bird consuming these food categories also exceed the acute risk LOC. Only birds consuming short grass exceed the acute risk LOC using the dietary-based RQs. Birds consuming the fruits and pods food category exceed the endangered species acute risk LOC using dose-based RQs, but not dietary-based RQs. Only the small bird (20g) in this category exceeds the acute risk LOC using the dose-based RQ. Table 20 describes the avian RQs for acute dose-based and dietary-based RQs, and chronic RQs based on row crop average application rate of 0.8 lb Cu²⁺/A.

Table 20. Avian RQ Summary - Row Crop Average Rate (0.8 lb Cu²⁺/A)

Feed Item	Acute dose-based RQs			Acute dietary-based RQs	Chronic RQs
	20g bird	100g bird	1000 g bird	All birds	All birds
Short grass	10.4	4.7	1.47	0.6	10.9
Tall grass	4.8	2.1	0.67	0.3	5.0
Broadleaf plants/small insects	5.8	2.6	0.83	0.4	6.1
Fruits/pods/seeds/large insects	0.7	0.3	0.1	<0.1	0.7

Mammals

Acute RQs from dose-based acute mammalian studies have been adjusted to include a 22% absorption factor to account for dietary effects described above. Because dietary-based chronic data were available, the chronic dose-based values were not adjusted.

Orchard Applications

The highest labeled application rate for orchard use was for filberts at 31.8 lbs Cu²⁺/A, assuming four applications at weekly intervals. At this application rate, RQs for all size classes of mammals consuming plants or small insects exceed the acute risk, endangered species acute risk, and chronic risk LOCs. Except for 1,000g granivores, all size classes and food groups evaluated exceed the endangered species acute risk LOC. Table 21 summarizes acute and chronic risks to mammals.

Table 21. Mammal RQ Summary - Orchard Maximum Label Rates (31.8 lbs Cu²⁺/A)

Feed Items	Acute dose-based RQs (adjusted for 22% absorption efficiency)			Chronic dose-based RQs			Chronic dietary-based RQs
	15g	35g	1000g	15g	35g	1000g	All mammals
Short grass	11.2	9.6	5.1	381	327	172	157
Tall grass	5.1	4.4	2.3	175	150	78.8	71.9
Broadleaf plants/small insects	6.3	5.4	2.8	214	184	96.8	88.3
Fruits/pods/seeds/large insects	0.7	0.6	0.3	23.8	20.5	10.8	9.8
Seeds (granivores)	0.15	0.14	0.06	5.3	4.7	2.2	Not determined

The highest average application rate for orchard use was apples at 3.8 lbs Cu²⁺/A (4 applications, 7-day interval). RQs for all size classes of organisms consuming the short grass, tall grass, broadleaf plants, and small insects exceed both the acute risk LOC and the endangered species LOC. Endangered species acute risk LOCs are also exceeded for the 15g and 35g mammals consuming fruits and large insects. RQs for all diet classes exceed the chronic risk LOC. RQs presented below are based on upper-bound EECs from the Kenaga nomogram (Hoerger and Kenaga 1972, Fletcher et al. 1994). Table 22 describes the mammalian RQs for

acute dose-based and dietary-based RQs, and chronic RQs based on orchard average application rate of 3.8 lbs Cu²⁺/A.

Table 22. Mammal RQ Summary - Orchard Average Rate (3.8 lbs Cu²⁺/A)

Feed item	Acute dose-based RQs (adjusted for 22% absorption efficiency)			Chronic dose-based RQs			Chronic dietary-based RQs
	15g	35g	1000g	15g	35g	1000g	All mammals
Short grass	2.5	2.2	1.13	85.2	73.2	38.5	35.1
Tall grass	1.2	0.98	0.52	39.1	33.5	17.6	16.1
Broadleaf plants/small insects	1.4	1.21	0.63	47.9	41.2	21.6	19.7
Fruits/pods/seeds/large insects	0.16	0.13	0.07	5.3	4.6	2.4	2.2
Seeds (granivores)	0.03	0.03	0.01	1.2	1.0	0.5	Not determined

Row Crop Applications

The highest average application rate for row crop use was potatoes at 0.8 lb Cu²⁺/A (4 applications, 7-day interval). Only the RQs for the small mammals consuming short grass exceed the acute risk LOC, although RQs for all size classes of mammals consuming grass, broadleaf plants, and small insects exceed the endangered species acute risk LOC. Dietary-based RQs for the mammals consuming grass, broadleaf plants, and small insects exceed the chronic LOC. RQs presented below are based on upper-bound EECs from the Kenaga nomogram (Hoerger and Kenaga 1972, Fletcher et al. 1994). Table 23 describes the mammalian RQs for acute dose-based and dietary-based RQs, and chronic RQs based on row crop average application rate of 0.8 lb Cu²⁺/A.

Table 23. Mammal RQ Summary - Row Crop Average Rates (0.8 lb Cu²⁺/A)

Feed item	Acute dose-based RQs (adjusted for 22% absorption efficiency)			Chronic dose-based RQs			Chronic dietary-based RQs
	15g	35g	1000g	15g	35g	1000g	All mammals
Short grass	0.53	0.45	0.24	17.9	15.4	8.1	7.4
Tall grass	0.24	0.21	0.11	8.2	7.1	3.8	3.4
Broadleaf plants/small insects	0.30	0.25	0.13	10.1	8.7	4.6	4.2
Fruits/pods/seeds/large insects	0.03	0.03	0.01	1.1	1.0	0.5	0.5
Seeds (granivores)	0.01	0.01	<0.01	0.3	0.2	0.1	Not Determined

2. Nontarget Insects

Available data from a honey bee acute toxicity study indicated that copper is practically nontoxic to honey bees, with an acute LD₅₀ > 100 µg/bee. However, because exposure estimates

for other insects cannot readily be determined, the potential risk of copper pesticides to other insects is unknown.

3. Terrestrial Plants

The Agency assessed potential indirect exposure and risk to plants adjacent to treated areas. The Agency used the TerrPlant model, which calculates EECs for upland and wetland areas adjacent to the application site based on a combination of the potential runoff from the field and spray drift from the method of application. This type of exposure is then compared to seedling emergence endpoints to derive acute RQs. To assess effects from spray drift, estimated EECs are compared against a vegetative vigor endpoint to derive “drift only” RQs.

The Agency could not conduct a complete terrestrial plant risk assessment, since the toxicity dataset for copper is incomplete. Vegetative vigor data for both monocots and dicots were available from the public literature, but no suitable data from the registrant or open literature were found to evaluate the effects of copper on seedling emergence. Therefore, it was only possible to assess the potential risk from drift of copper pesticides alone. Copper is not expected to pose a risk to plants through its fungistatic mode of action. As described above, data available through the ECOTOX database were used to determine that copper pesticides does not appear to pose a risk to terrestrial plants via adverse effects to vegetative vigor. Furthermore, copper did not exceed the acute or endangered species levels-of-concern for vascular aquatic plants. Hence, no additional data is required at this time, as it appears unlikely that copper would pose a risk to terrestrial plants.

Consideration of terrestrial plant exposure from drift from the highest label application rates for copper are sufficient to evaluate the potential risk from vegetative vigor effects. The highest orchard application rate on copper labels at the time the risk assessment was developed was 31.8 lbs Cu^{2+} /A for filberts. Because the Terr-Plant model assumes a default spray drift exposure of 1% of applied pesticide for ground-spray applications, and 5% for aerial applications, the drift exposure from that maximum application rate is 0.03 lb Cu^{2+} /A and 0.16 lb Cu^{2+} /A, respectively.

Raw data to calculate the EC_{25} (used to determine the acute RQ) were not available. The more sensitive NOAEC, which is used to evaluate potential effects on endangered plants, was available for both monocots and dicots. Hence, RQs were calculated for endangered species vegetative vigor endpoints for both monocots and dicots, also using the maximum label rates for orchards of 31.8 lbs Cu^{2+} /A. As with other effects endpoints, the data were corrected to express the toxicity value in terms of elemental copper. No RQs exceeded the acute endangered species LOC at this rate, which is substantially higher than the maximum application rate on filberts will be after mitigation measures detailed in Section IV take effect. Therefore, there appears to be no acute risk to non-endangered or listed terrestrial plants from spray drift. Toxicity endpoints and RQs for terrestrial plants are summarized below in Table 24.

Table 24. Coppers RQs for Terrestrial Plants for Spray Drift

Plant Type	Type of Endpoint	NOAEC (lbs Cu ²⁺ /Acre)	Acute Endangered Species RQ	
			Ground Spray	Aerial, airblast, spray chemigation
Monocot	Vegetative vigor	6.8	0.05	0.24
Dicot		36.7	0.01	0.04

c. Endangered Species

The risk assessment for copper pesticides indicates a potential for direct effects on listed species as noted below, should exposure actually occur at modeled levels:

Terrestrial organisms

- Mammals
 - Acute RQs exceed the endangered species LOC for all mammals feeding on short grass, tall grass, broadleaf forage and small insects for all application rates modeled.
 - Chronic RQs exceed the LOC for all mammals feeding on short grass, tall grass, broadleaf forage and small insects, and fruits/pods/seeds/large insects for all rates modeled (except 1000g mammals feeding on fruits/pods/seeds/large insects for application rate of 0.8 lb Cu²⁺/A). The chronic RQ for granivores exceeds for smaller mammals at higher application rates (such as the 3.8 lbs Cu²⁺/A representing an average orchard application rate).
- Birds
 - Acute RQs exceed the endangered species LOC for birds feeding on short grass, tall grass, broadleaf forage and small insects, and fruits/pods/seeds/large insects for all application rates modeled.
 - Chronic RQs exceed the LOC for all birds feeding on short grass, tall grass, broadleaf forage and small insects, and fruits/pods/seeds/large insects for all rates modeled (except for birds feeding on fruits/pods/seeds/large insects for application rate of 0.8 lb Cu²⁺/A). The chronic RQ for birds feeding on fruits/pods/seeds/large insects exceeds the LOC at higher application rates (such as the 3.8 lbs Cu²⁺/A representing an average orchard application rate).

Aquatic Organisms

- Freshwater animals
 - The percentage of acute RQs for freshwater fish modeled with PRZM/EXAMS and the BLM that exceed the endangered species LOC ranges from 1.0% at 1.0 lb Cu²⁺/A to 17.1% at 7.5 lbs Cu²⁺/A for agricultural uses of copper.

- The percentage of acute RQs for freshwater invertebrates modeled with PRZM/EXAMS and the BLM that exceed the endangered species LOC ranges from 19.0% at 1.0 lb Cu²⁺/A to 84.0% at 7.5 lbs Cu²⁺/A for agricultural uses of copper .
- The percentage of chronic RQs for freshwater fish modeled with PRZM/EXAMS and the BLM that exceed the endangered species LOC ranges from 0.0% at 1.0 lb Cu²⁺/A to 5.3% at 7.5 lbs Cu²⁺/A for agricultural uses of copper.
- The percentage of chronic RQs for freshwater invertebrates modeled with PRZM/EXAMS and the BLM that exceed the endangered species LOC ranges from 4.2% at 1.0 lb Cu²⁺/A to 32.4% at 7.5 lbs Cu²⁺/A for agricultural uses of copper.
- For freshwater invertebrates and fish, >99% of sites modeled with PRZM/EXAMS and the BLM exceed the acute endangered species LOC at an application rate of 1 ppm.
- Estuarine/Marine
 - The acute endangered species LOC is exceeded for estuarine/marine fish and invertebrates for agricultural uses at application rates of 1.0 lb Cu²⁺/A and above.
 - The chronic endangered species LOC is exceeded for estuarine/marine fish for agricultural uses at application rates of 1.0 lb Cu²⁺/A and above.
 - The chronic endangered species LOC is exceeded for estuarine/marine invertebrates for agricultural uses at application rates of around 3.0 lbs Cu²⁺/A and higher.
- Plants
 - The acute endangered species LOC is exceeded for non-vascular freshwater plants for agricultural uses at application rates of 1.0 lb Cu²⁺/A and higher.

Further, potential indirect effects to any listed species dependent upon a species that experiences effects from use of copper can not be precluded based on the screening level ecological risk assessment. These conclusions are based solely on EPA's screening-level assessment and do not constitute "may effect" findings under the Endangered Species Act for any listed species.

3. Ecological Incidents

Although copper pesticides have been used for over one hundred years and several million pounds of copper are applied each year, there are relatively few reported incidents associated with copper compounds. For the active ingredients addressed in this RED, the Agency's Ecological Incident Information System (EIIIS) reports 24 incidents related to copper pesticide applications. Of the 24 incidents, seven were associated with terrestrial plants with certainty rated as possible or probable. One reported case of damage to tomatoes in Washington state occurred when copper applications were made according to labeled use instructions. The other six incidents affecting corn and peanuts in Indiana, Minnesota and Oklahoma, reported

effects including plant damage, incapacitation and pinched corn ears. None of these six incidents reported the legality of the use. Seventeen of the incidents were associated with kills of aquatic organisms, primarily consisting of fish. Of these incidents, ten were classified as possible, probable or highly probable, with the assumption that coppers were used in accordance with the registered label. Reported incidents were generally fish kills, with deaths ranging from 100 to 1,000, with the exception of one case in New York, where the report states that over one million fish were killed. In all cases, mortalities effects were reported, but the mechanisms of toxicity were not specified (direct toxicity or secondary effects such as low dissolved oxygen). The remaining aquatic incidents were cases of misuse or described effects which are unlikely to be related to copper pesticide applications.

IV. Risk Management, Reregistration, and Tolerance Reassessment Decision

A. Determination of Reregistration Eligibility

Section 4(g)(2)(A) of FIFRA calls for the Agency to determine, after submission of relevant data concerning an active ingredient, whether or not products containing the active ingredients are eligible for reregistration. The Agency has previously identified and required the submission of the generic data required to support reregistration of products containing copper as an active ingredient. The Agency has completed its review of these generic data and has determined that the data are sufficient to support reregistration of all products containing copper that have registered agricultural uses.

The Agency has completed its assessment of the dietary, occupational, residential, and ecological risk (agricultural uses only) associated with the use of pesticide products containing the active ingredient copper. Based on a review of these data and on public comments on the Agency's assessments for copper, the Agency has sufficient information on the human health and ecological effects of copper to make decisions as part of the tolerance reassessment process under FFDCA and reregistration process under FIFRA, as amended by FQPA. The Agency has determined that copper-containing products registered for agricultural uses are eligible for reregistration provided that the risk mitigation measures outlined in this document are adopted and label amendments are made to reflect these measures. Label changes are described in Section V. The antimicrobial ecological assessment of copper compounds will be conducted at a later date. Appendix A summarizes the uses of copper that are eligible for reregistration. Appendix B identifies the generic data requirements that the Agency reviewed as part of its determination of reregistration eligibility of copper, and lists the submitted studies that the Agency found acceptable. Data gaps are identified as generic data requirements that have not been satisfied with acceptable data.

Based on its evaluation of copper, the Agency has determined that agricultural uses (terrestrial and aquatic crops, direct aquatic uses, urban uses) of copper products, unless labeled and used as specified in this document, would present risks inconsistent with FIFRA. Accordingly, should a registrant fail to implement any of the risk mitigation measures identified in this document, the Agency may take regulatory action to address the risk concerns from the use of copper. If all changes outlined in this document are incorporated into the product labels, then all current risks for copper will be adequately mitigated for the purposes of this determination under FIFRA. Once an Endangered Species assessment is completed, further changes to these registrations may be necessary.

B. Public Comments and Responses

Through the Agency's public participation process, EPA worked extensively with registrants, stakeholders and the public to reach the regulatory decisions for copper. Because the June 2005 preliminary ecological risk assessment indicated significant risk exceedances for virtually all non-target organisms, the Agency requested refined use information from the registrants. The Agency initiated outreach efforts with the CSTF and USDA to contact the

grower community to provide additional information reflective of actual use rates and other use information on copper agricultural products. However, these data were still inadequate to fully revise the ecological risk assessment. Thus, EPA requested additional refined use information during the Phase 3 Public Comment period for the grower community and other user groups to provide use information and other input on the use of copper products labeled for agricultural uses. During the public comment period on the risk assessments, which closed on March 27, 2006, the Agency received extensive comments from registrants, commodity/grower groups, cooperative extension specialists, and university/research facilities. The refined use information provided by user groups was used to refine the ecological risk assessment. User groups also provided information on the significance of coppers in agricultural and aquatic applications. These comments in their entirety and the Agency's response are available in the public docket (EPA-HQ-OPP-2005-0558) at <http://www.regulations.gov>.

C. Regulatory Position

1. FQPA Findings

a. Risk Determination

As part of the FQPA tolerance reassessment process, EPA assessed the risks associated with exposure to copper pesticides. EPA has determined that individual and aggregate risk from all sources of exposure (food, drinking water and residential uses) to copper, including agricultural, direct aquatic, and antimicrobial uses, will not exceed EPA's LOCs. The EPA has concluded that the tolerances for copper meet FQPA safety standards. In reaching this determination, EPA has considered the available information on the special sensitivity of infants and children, as well as aggregate exposure from copper.

b. Determination of Safety to U.S. Population

The Agency has determined that the established tolerances for copper, with amendments and changes as specified in this document, meet the safety standards under the FQPA amendments to section 408(b)(2)(D) of the FFDCA, and that there is a reasonable certainty no harm will result to the general population or any subgroup from the use of copper pesticides. In reaching this conclusion, the Agency has considered all available information on the toxicity, use practices and exposure scenarios, and the environmental behavior of copper.

As discussed in Section III, the total acute and chronic dietary risks from copper do not exceed EPA's LOC. Also, aggregate risk from exposure to copper from all sources, including agricultural, direct aquatic, and antimicrobial uses, is not of concern. Aggregate exposures include dietary (food and drinking water) and residential uses of copper.

c. Determination of Safety to Infants and Children

EPA has determined that the established tolerances for copper meet the safety standards under the FQPA amendments to section 408(b)(2)(C) of the FFDCA, that there is a reasonable

certainty of no harm for infants and children. The safety determination for infants and children considers factors on the toxicity, use practices and environmental behavior noted above for the general population, but also takes into account the possibility of increased dietary exposure due to the specific consumption patterns of infants and children, as well as the possibility of increased susceptibility in this population subgroup.

In determining whether or not infants and children are particularly susceptible to toxic effects from exposure to residues of copper, the Agency considered the completeness of the hazard database for developmental and reproductive effects, the nature of the effects observed, and other information. Since copper is a natural essential trace element, with deficiency more common in humans than toxicity from excess, and the low total dietary contribution of copper, toxicity endpoints were not selected. As described in Section IV above, due to an absence of systemic toxicity, risks were not quantified and application of an FQPA SF was unnecessary.

2. Endocrine Disruptor Effects

EPA is required under the FFDCA, as amended by FQPA, to develop a screening program to determine whether certain substances (including all pesticide active and other ingredients) *“may have an effect in humans that is similar to an effect produced by a naturally occurring estrogen, or other such endocrine effects as the Administrator may designate.”* Following the recommendations of its Endocrine Disruptor Screening and Testing Advisory Committee (EDSTAC), EPA determined that there were scientific bases for including, as part of the program, androgen and thyroid hormone systems, in addition to the estrogen hormone system. EPA also adopted EDSTAC’s recommendation that the Program include evaluations of potential effects in wildlife. When the appropriate screening and/or testing protocols being considered under the Agency’s Endocrine Disruptor Screening Program (EDSP) have been developed and vetted, coppers may be subjected to additional screening and/or testing to better characterize effects related to endocrine disruption. For further information on the status of the Endocrine Disruptor Screening Program please visit our website: <http://www.epa.gov/endo/>.

3. Cumulative Risks

The FFDCA, as amended by FQPA, requires that the Agency consider “available information” concerning the cumulative effects of a particular pesticide’s residues and “other substances that have a common mechanism of toxicity.” The reason for consideration of other substances is due to the possibility that low-level exposures to multiple chemical substances that cause a common toxic effect by a common toxic mechanism could lead to the same adverse health effect as would a higher level of exposure to any of the substances individually. Unlike other pesticides for which EPA has followed a cumulative risk approach based on a common mechanism of toxicity, EPA has not made a common mechanism of toxicity finding as to the copper ion and any other substances, and the copper ion does not produce toxic metabolites produced by other substances. For the purposes of this RED, therefore, EPA has not assumed that the copper ion has a common mechanism of toxicity with other substances. For information regarding EPA’s efforts to determine which chemicals have a common mechanism of toxicity and to evaluate the cumulative effects of such chemicals, see the policy statements released by

the Agency concerning common mechanism determinations and procedures for cumulating effects from substances found to have a common mechanism on EPA's website at <http://www.epa.gov/pesticides/cumulative/>.

4. Endangered Species

The Endangered Species Act requires federal agencies to ensure that their actions are not likely to jeopardize listed species or adversely modify designated critical habitat. To assess the potential of registered pesticide uses that may affect any particular species, EPA puts basic toxicity and exposure data developed for each pesticide's registration into context for individual listed species and considers ecological parameters, pesticide use information, the geographic relationship between specific pesticide uses and species locations and biological requirements and behavioral aspects of the particular species. When conducted, these analyses take into consideration any regulatory changes recommended in this RED being implemented at that time.

The Agency has not yet conducted a risk assessment that supports a complete endangered species determination. The ecological risk assessment planned during registration review will allow the Agency to determine whether the use of copper compounds has "no effect" or "may affect" federally listed threatened or endangered species (listed species) or their designated critical habitats. When an assessment concludes that a pesticide's use "may affect" a listed species or its designated critical habitat, the Agency will consult with the U.S. Fish and Wildlife Service and/or National Marine Fisheries Service (the Services), as appropriate.

D. Tolerance Reassessment Summary

Tolerance exemptions for residues of copper in/on plant, animal and processed commodities are established under 40 CFR §180.1021. Additional tolerances for potable water and post-harvest use on pears are established under 40 CFR §180.538 and 40 CFR §180.136, respectively.

The Agency has determined that both the 3 ppm tolerance for residues of basic copper carbonate in or on pears of combined copper from post-harvest use under 40 CFR §180.136, and the 1 ppm tolerance for copper residues in potable water under 40 CFR §180.538 should be revoked because these two tolerances are not necessary for human health protection. The Agency has also determined that the copper tolerance expression under 40 CFR §180.1021 should be revised to include all current copper active ingredients with registered food uses.

1. Tolerances Proposed to be Revoked

40 CFR §180.136. The 3 ppm tolerance for residues of basic copper carbonate in or on pears of combined copper from post-harvest use should be revoked. This 3 ppm tolerance is not necessary for human health protection, as many food commodities not treated with copper pesticides have naturally-occurring levels of copper that are higher than those found in or on pears as a result of residues from treated paper wrappers. In addition, toxicological studies support that potential copper residue levels from the use of treated pear wrappers do not pose a significant risk to human health. Thus, retaining this tolerance is not necessary.

40 CFR §180.538. The 1 ppm tolerance for copper residues in potable water should be revoked, as this is an outdated tolerance and no longer applies to current regulations for managing copper residues in drinking water. This 1 ppm tolerance is not necessary for human health protection.

2. Tolerances Listed Under 40 CFR §180.1021

The listed copper active ingredients are currently exempt from tolerance requirements on all raw agricultural commodities under 40 CFR §180.1021. As part of the reregistration process for copper, the Agency concludes that all food use copper formulations are still exempt from the requirement of a tolerance. Should any additional copper active ingredients be registered for new food uses in the future, the need for a tolerance for these formulations will be evaluated at that time.

Copper linoleate and copper oleate should be removed from the list of copper compounds described in 40 CFR §180.1021(4)(b), because there are no current registrations that contain either copper linoleate or copper oleate. Both copper compounds are currently unsupported in the United States. Bordeaux mixture and copper-lime mixture should also be removed from 40 CFR §180.1021(4)(b), because copper sulfate is the active ingredient in these mixtures, which has been assessed as part of this RED, and is already included as part of 40 CFR §180.1021(4)(b). Cupric oxide should be removed from 40 CFR §180.1021(4)(b) as well, as there are no current products that contain cupric oxide that are registered for food use applications.

There are some copper compounds that have registered agricultural uses on food crops that are not currently described under 40 CFR §180.1021. The Agency has determined that even with the inclusion of these copper compounds as part of tolerance reassessment, that the tolerance exemption is still appropriate for all currently registered copper compounds when used as labeled on growing crops, and the list described under 40 CFR §180.1021(4)(b) should be expanded to include the following copper compounds listed in Table 25.

Table 25. List of Copper Compounds to Address under 40 CFR §180.1021(4)(b)

Chemical Name	EPA PC Code	C.A.S. Number	Comments
Basic Copper Sulfate	008101	1344-73-6	No change
Copper Sulfate Pentahydrate	024401	7758-99-8	Needs to be added
Copper Chloride	008001	1332-40-7	No change
Copper Ammonium Carbonate	022703	33113-08-5	Needs to be added
Basic Copper Carbonate (malachite)	022901	1184-64-1	No change
Copper Hydroxide	023401	20427-59-2	No change
Copper Oxychloride	023501	1332-65-6	Needs to be added
Copper Oxychloride Sulfate	023503	8012-69-9	Needs to be added
Copper Ammonia Complex	022702	16828-95-8	Needs to be added
Copper in the form of chelates of citrate and gluconate	024405	10402-15-0	Needs to be added
Cuprous Oxide	025601	1317-39-1	No change
Copper Salts of Fatty and Rosin Acids	023104	9007-39-0	Needs to be added
Copper Ethylenediamine Complex	024407	13426-91-0	No change
Copper Octanoate	023306	20543-04-8	No change
<i>Copper Compounds to Remove</i>			
Cupric Oxide	042401	1317-38-0	Remove; no currently registered food uses.
Copper oleate	023304	10402-16-1	Remove; this compound was cancelled
Copper linoleate	023303	7721-15-5	Remove; this compound was cancelled
Bordeaux Mixture	None	None	Remove; active ingredient is copper sulfate, which is already included.
Copper Lime Mixtures	None	None	Remove; active ingredient is copper sulfate, which is already included.

E. Regulatory Rationale

The following is a summary of the rationale for mitigation measures necessary for managing risks associated with the use of coppers and for agricultural copper products to be eligible for reregistration. Where labeling revisions are warranted, specific language is set forth in the summary table of Section V (Table 29 of this document).

1. Human Health Risk Management

All potential human health acute and chronic exposures (dietary, aggregate, residential, and occupational) are below EPA's level of concern to the Agency for the U.S. general population and all population subgroups, including infants and children. Copper is a ubiquitous element that is essential for proper homeostasis in human health. Residues of copper on foods resulting from agricultural pesticide use are not expected to significantly contribute to the overall dietary intake of copper, as several foods already have naturally-occurring levels of copper.

Based on available literature and studies, there is no indication of systemic effects resulting from copper exposures. Therefore, the minimum handler PPE (long-sleeved shirt and long pants, socks and shoes) for occupational workers will be required by the RED. However, copper can be a severe irritant with effects resulting from dermal, oral, eye or inhalation exposure that are solely due to the irritating properties of copper. These irritation effects are a result of the body's mechanisms to reduce excessive exposure to copper. Each copper compound and its product formulations can cause different degrees of acute oral, dermal, eye, and inhalation irritation effects. To minimize irritation via these routes, commercial uses of copper-based pesticides will be adequately protected through label-specified handler PPE (based on the toxicity categories of the end-use product) and industrial workplace safety standards. Depending on the acute toxicity of the active ingredient, the minimum re-entry interval (REI) is 12 hours, but may be up to 48 hours for copper compounds with greater acute toxicity categories. To determine the appropriate specific PPE, registrants will need to submit product-specific data as outlined in the product-specific DCIs (PDCI) subsequent to the issuance of this RED.

Post-application restrictions (REIs and early-entry PPE) will default to the measures as required by the Worker Protection Standard (WPS) in 40 CFR §170. Depending on the acute toxicity of the copper compound, the minimum REI is 12 hours, but may be up to 48 hours for copper compounds with greater acute toxicity categories. The early-entry PPE will also be determined by the acute toxicity of the active ingredient. Table 26 below describes the REI for each copper compound. Appropriate REIs and early-entry PPE for each copper compound is described in Table 29. For formulations with residential uses, dermal and eye irritation effects will be addressed via end-use product labeling language.

Table 26. REIs for each Copper Compound

REI	Copper Compound	PC Code	Study Reference
48-hour* (Toxicity category I or II)	Basic Copper chloride	008001	No studies available for dermal sensitization
	Chelates of copper gluconate	024405	No studies available
	Copper ammonium carbonate	022703	No studies available
	Copper carbonate	022901	Primary eye irritation
	Copper hydroxide	023401	Primary eye irritation
	Copper ammonia complex	022702	No studies available
	Copper oxychloride	023501	Primary eye irritation
	Copper oxychloride sulfate	023503	No studies available
	Basic copper sulfate	008101	No studies available
	Copper sulfate anhydrous	024408	No studies available
	Copper sulfate pentahydrate	024401	Primary eye irritation
	Copper 8-quinolinolate	024002	Primary eye irritation
	Copper naphthenate	023102	Primary eye irritation
	Copper salts of fatty and rosin acids	023104	No studies available for acute dermal sensitization
	Copper ethanolamine complex	024409	No studies available
24-hour (Toxicity Category II)	Copper, metallic	022501	Primary eye irritation
	Copper ethylenediamine	024407	Acute oral irritation
12-hour (Toxicity Category III or IV)	Copper octanoate	023306	Toxicity category III for acute oral, dermal and irritation studies
	Copper triethanolamine complex	024403	Toxicity category III for acute oral, dermal, and inhalation irritation
	Cupric oxide	042401	Toxicity category III for acute dermal, primary eye and dermal irritation
	Cuprous oxide	025601	Toxicity category III for acute oral and primary eye irritation

*Except for greenhouse uses only; see Table 29 for specific information.

Given the role copper plays as an essential element to the human body, its ubiquitous nature in food and drinking water, low toxicity profile, and the lack of incidents showing any effects resulting from systemic toxicity, there are no systemic human health risks of concern to the Agency; thus, no mitigation is needed beyond that which is required to address the irritation effects associated with copper compounds.

2. Ecological Risk Management for Non-target Organisms

Ecological risk mitigation measures may include lowering application rates, reducing the number of applications in a given year, restricting the timing of applications, extending the period between applications (application interval), and changing pesticide application methods to reduce the potential for spray drift or runoff.

The screening-level ecological risk assessment for copper suggests acute and chronic risk concerns for both freshwater and marine/estuarine organisms resulting from copper exposure at maximum labeled rates. Additionally, the risk assessment suggests potential risk to terrestrial

animals exposed to high levels of copper resulting from pesticidal use. However, imprecise product labels represent the greatest source of uncertainty in the ecological risk assessment for copper pesticides. The ecological risk assessment assumed a number of applications and an application interval for most uses because product labels for copper pesticides do not specify the maximum number of applications and minimum treatment interval. Because the labels do not specify these limits, the Agency made conservative assumptions with maximum application and use information, which may underestimate or overestimate potential risk.

The registrants, grower groups, and other stakeholders have agreed to mitigation measures to address potential risks to terrestrial and aquatic animals. Labels for agricultural uses of copper will be revised to more accurately reflect use rates typically required to control specific pests and diseases. This will result in lower maximum allowed application rates for most crops. These labels will define maximum single application rate for each crop, minimum application intervals for each use, and will specify the maximum amount of copper that can be applied each year. The establishment of maximum individual and annual application rates and minimum application intervals will reduce the potential loading of copper into ecosystems by preventing unnecessarily high rates previously permitted and by limiting the frequency of exposure to non-target organisms.

Additional advisory language will be required to minimize potential adverse ecological effects. To reduce any adverse effects from potential spray drift, labels will be revised to include advisory language on reducing the potential for spray drift. Labeling measures include aerial applications only at or below certain wind speed and larger droplet size to reduce drift potential. In addition, registrants will be required to submit spray drift data. For more details on additional labeling requirements, refer to the Table 29. Because the chemistry of a water body greatly influences potential copper toxicity, additional advisory language describing chemistry conditions that likely would lead to increased copper toxicity potential (i.e., low pH and low DOC) will be required on revised labels. Appendix A describes the refined single maximum application rates, defined application intervals with a minimum number of days between retreatments, and maximum seasonal rate that is permitted to be applied per year.

a. Benefits of Copper Pesticides

Through extensive outreach to the public as well as additional comments and refined information provided by the user community, the Agency has determined that there are many benefits that support the significance and continued agricultural uses of copper pesticides. A significant benefit is that copper exposure from all sources, including use as a pesticide in agricultural settings, does not pose any human health concerns. Although there is still potential for ecological effects to non-target organisms, there are many benefits to retain agricultural uses of copper pesticides. For detailed discussions on the benefits of the continued use of copper pesticides on the respective major crops/use sites, please refer to the *Cursory Alternatives and Assets Analysis of the Agricultural Uses of Copper Group II Pesticides*, dated June 20, 2006, and the *Copper (Cu++) Alternatives Analysis for the Primary Aquatic Uses*, dated June 20, 2006. Below is a description of specific areas where the benefits of coppers are significant, and where applicable, a discussion of general comparisons against available alternatives.

1. Terrestrial Uses

Coppers are significant for use as a broad-spectrum fungicide and bactericide on agricultural crops. Based on its history of use for many centuries, there is little evidence to indicate any significant pest-resistance problems. Copper pesticides are also used to remedy copper-deficient soils. Coppers are used in some Integrated Pest Management (IPM) systems, alternated with some systemic fungicides that have a high risk of developing resistance or have shown early indications of some pesticide resistance. Comments provided by the University of Georgia indicated that IPM programs using copper alternated with antibiotics is used in peach productions. Copper use can reduce heavy reliance on the use of antibiotics for control of bacterial diseases for some crops.

Copper use is significant in various market niches, including those in the US as well as exported commodities. Although organically-grown crops represent a relatively small portion of the agricultural market, organic growers rely heavily on copper pesticides. Several organic growers reasserted that copper is one of the few pesticides available to growers to effectively and efficiently manage target pests, namely bacterial diseases. Another specific niche is the use of treating and preventing Septoria Spot on navel oranges from California for export to the Republic of Korea. There is a current export agreement that requires a pesticide treatment protocol that includes copper treatments on navel oranges for the treatment of Septoria Spot caused by *Septoria citri*.

For many of the major crops, growers have indicated that there are few or sometimes no suitable alternatives to copper pesticides for certain target pests. For example, the Florida Fruit & Vegetable Association noted that copper products are the only registered and effective pesticide available to manage citrus canker to avoid major crop losses. Although citrus canker has only been found in Florida, other major citrus producers outside of Florida such as the Texas Citrus Mutual group has expressed similar concerns and asserted the importance of retaining this use. Copper is currently the only viable or available option to control some bacterial diseases for which there are no registered antibiotics or where pests have developed resistance to some available alternatives. Some growers have reported the lack of suitable alternatives for bacterial diseases in blueberries, apples, citrus, cherries, and strawberries. The Texas Vegetable Association stated that there are no alternatives for controlling bacterial leaf spot on peppers and tomatoes. In many cases, copper fungicides are the most cost-effective treatment that allows for frequent retreatments and are effective in suppressing or managing bacterial diseases for which there are no suitable alternatives.

2. Aquatic Weeds and Algae

Copper is extensively used in direct aquatic applications including the management of algae, aquatic weeds, and mollusks that may host harmful parasites. Below is a description of some major areas where the use of copper pesticides is significant for its respective target pests.

Aquaculture. A comment from the University of Mississippi noted that aquaculture ponds containing certain cyanobacteria species can cause off-flavors in farm-raised catfish. Unlike

many other market animal or grain crop products, an off-flavor in farm-raised fish does not result in a payment penalty; rather, it results in the rejection of all fish destined for market from that particular farm until the algae is properly managed and the off-flavors are purged from the fish. As a preventative measure, full-pond treatments are sometimes used for cyanobacteria control to minimize potential algal blooms that may cause off-flavors. Copper is the only registered chemical for which treatment of these off-flavor causing algae. In the past, special temporary use permits (FIFRA Section 18s) allowed for the use of diuron to control cyanobacteria in catfish and hybrid striped bass aquaculture ponds due to the rejection of off-flavor fish destined for market, but is costlier than using copper.

Drinking Water. Algae can clog water filters, reducing filter run times and requiring frequent backwashing, which all lead to greater coagulant demand and other treatments that impose greater costs to treatment facilities. Some species of algae can cause various off-flavors in drinking water, such as cyanobacteria, which can produce chemicals called cyanotoxins that lead to earthy or musty flavors. Only rarely are taste and odor problems the result of algal toxins in drinking water. Cyanobacterial blooms are not consistent and predictable, but often proliferate quickly during a summer drought. Thus, this requires early detection and treatment of algae to ensure effective treatment with the minimum amount of pesticide needed. These cyanotoxins and other chemicals are often difficult and more expensive to remove during water treatment. The use of copper for this application can be costly, but often times necessary for drinking water quality. Current labels for copper compounds allow for up to 1 ppm of copper in drinking water, which is in accordance with the Agency's 1.3 ppm MCLG for residues of copper in drinking water.

Irrigation/Conveyance Systems. In the western part of the US, 68% of the crops produced rely on irrigated water. Thus, regular maintenance of distribution canals is important for optimal water flow to receiving fields. Dense mats of vegetation can be a mechanical hindrance to valves and gate which divert and control the flow of water. Cyanobacteria and filamentous algae can lead to clogging of water intake screens in lakes and aqueducts. This reduction in water flow can result in millions of dollars lost due to failed crops as well as up-system flooding of areas surrounding the canal. Aquatic weed control in irrigation systems is essential, since debris from weeds can decrease water flow. In addition, physical clogging by weeds can cause obstructions to valves and gates needed to control or divert water flow to receiving fields.

Quiescent Water Bodies (Recreational, Ornamental). Control of aquatic weeds in quiescent water bodies, such as ponds and lakes, is needed to maintain the safety of recreants and recreational activity operations that include fishing, water sports or swimming. In addition, many of these water bodies are also used as drinking water supplies. On rare occasion, cyanobacteria are known to produce hepatotoxins that may be harmful to humans and other mammals. Excess algae and other vegetation in quiescent or near-quiescent water bodies can impact overall water quality that may lead to decreased food availability and even fish kills. Dense algal or weed mats can block sunlight from reaching submerged biota, potentially affecting the entire ecological cycle, and even pose physical barriers for mobile animals. As the plant debris die back, increased microbial decay would lead to the decrease of dissolved oxygen available to fish and other organisms living in the same water body.

Alternatives. There are several limitations with the available alternatives to copper compounds. For example, dyes and colorants cannot be used in moving waters with an outflow, and some biocides may pose some human health exposure concerns. Multiple herbicides would be required to replace the copper compounds in these systems. Some available alternatives only control vegetation that has emerged above the water surface, while others may only control certain types of weeds.

3. Aquatic Invertebrate Control

Leech. The macro-invertebrates that are controlled by copper sulfate pentahydrate are leeches and tadpole shrimp. Leeches are often a problem in ponds and quiescent waters under drought conditions. While leeches are usually a problem for fish, humans splashing in quiescent waters may become an alternate host to leeches. Currently, copper sulfate pentahydrate is the only registered compound for leech control in open water.

Tadpole Shrimp. Tadpole shrimp are often a problem in rice production, causing damage to newly emerged/young rice plants. Carbaryl is available as an alternative to copper for tadpole shrimp; however, copper sulfate pentahydrate has no human health risks of concern and is the only available pesticide that would still allow for organic rice growers to retain certification for organically-grown rice.

Freshwater Snails. Copper sulfate can be used to control freshwater snails to minimize potential exposure to problematic trematodes. Freshwater snails may act as a vector to schistosomes and other trematode cercariae that may affect exposed swimmers or farm-raised fish. Specific to humans, these schistosomes may penetrate human skin, causing Swimmer's Itch. In catfish production ponds, snails may be infected with a trematode from the *Bolbophorus* species. These trematodes may also cause lesions in exposed catfish, rendering them unmarketable. There is no treatment available for fish infected with this trematode.

b. Terrestrial Organisms

1. Birds and Mammals

The Agency modeled potential exposure to terrestrial animals from residues on forage items based on the highest label application rates and the highest average application rates of copper for orchard and row crops. Current copper labels indicate that the highest orchard label application rate modeled is 31.8 lbs Cu²⁺/A for filberts and the highest row crop label application rate is 3.2 lbs Cu²⁺/A for potatoes. The highest actual average application rate for orchards and for row crops, as determined by the best data available to the Agency at the time the risk assessment was completed, were 3.8 lbs Cu²⁺/A for orchards (apples) and 0.8 lb Cu²⁺/A for row crops (potatoes). Because intervals between applications and the maximum number of applications were not specified on the product labels, the Agency assumed four applications on a weekly basis per growing season.

The RQs for the maximum and highest average application rates exceeded nearly all acute and chronic LOCs for all weight classes of birds and mammals. However, RQs for the average application rates are much lower, reflecting the significantly reduced EECs. For instance, the highest dose-based acute RQ for birds based on maximum orchard application rates is 220 and the corresponding dietary-based acute RQ is 13.5. By contrast, the highest dose-based acute RQ for birds based on average orchard application rates is 49 and the corresponding dietary-based acute RQ is 3.0.

The RQs for the highest average application rates more closely reflect the actual application rates currently used, and that will be updated on copper product labels after the mitigation measures described above are put into effect. An exception to this is the 6 lbs Cu^{2+} /A single application rate for filberts, the highest actual application rate for any crop. However, this high rate will only apply to a small, defined area in the Pacific Northwest where copper is applied on filberts. According to the USDA, approximately 2,000 acres of filberts in this region are treated with copper. Application rates for other crops, which have been chosen based on input received after extensive outreach to grower groups and the public, will range from less than one pound up to 4 lbs Cu^{2+} /A. Grower groups indicated that, depending on the crop, disease pressure, and timing, many applications are made at longer than the weekly interval assumed for most crops in the risk assessment. As described in Appendix A, longer minimum application intervals will be established for copper application to many crops.

Because the RQs for the average application rates exceed acute and chronic LOCs, application according to the revised labels can still potentially result in dietary risk to birds and mammals. However, there are some uncertainties in this finding of risk associated with assumptions used in the screening-level assessment itself, and with the response of birds and mammals exposed to copper. For instance, RQs in this assessment were calculated using 95th percentile residues from the Kenaga nomogram; mean residues from the Kenaga nomogram are about 2/3 less per application. Therefore, a typical application of copper would be expected to result in lower EECs than indicated in the assessment. In addition, a default foliar dissipation half-life of 35 days was used in the terrestrial exposure model T-REX, because data were not available to indicate how quickly copper might dissipate from leaf surfaces through wash-off. A shorter foliar dissipation half-life would result in lower RQs for every crop to which multiple applications of copper are made.

As described in the risk assessment, there is additional uncertainty in the risk finding because terrestrial animals have varying degrees of homeostatic capability to metabolize ingested copper. Copper is an essential micronutrient to many organisms, including birds and mammals. The dietary-based RQs for birds likely incorporate these uptake effects to some extent, and an absorption efficiency correction factor was applied to the mammal dose-based RQ calculations.

These RQs still exceed LOCs, but the design of the laboratory studies leaves some uncertainty in how these effects would translate to effects in the wild. Birds and mammals in the laboratory studies are only fed treated feed, and the RQs in the risk assessment also assume that animals will derive 100% of their diet from treated feed. Although animals in the wild need to eat more than their counterparts in the laboratory (since lab feed is more nutritious, generally),

most birds and mammals will spend only a fraction of the time in or at the edge of a treated field. Animals which eat untreated feed as a portion of their diet may have more of an opportunity to cope with ingested copper when the exposure is not continuous. In addition, animals which are repeatedly exposed to levels of copper which do not cause permanent harm may undergo enzymatic adaptation which allows them to cope with greater levels of exposure. The sensitivity to copper toxicity, and the ability to adapt to repeated exposures, should be expected to vary within species, and between species of birds and mammals.

Based on these factors, EPA has determined that the reduction in application rates and defining minimum retreatment intervals will greatly reduce potential adverse exposures to non-target terrestrial animals. In addition, this screening-level assessment includes conservative assumptions, such as the animal feeding in a treated area 100% of the time. To date, there are no reported bird or mammal incidents.

2. Terrestrial Plants

The Agency could not conduct a complete terrestrial plant risk assessment, since the toxicity dataset for copper is incomplete. No suitable data from the registrant or open literature were available for evaluating seedling emergence effects. Vegetative vigor data for both monocots and dicots were available from the public literature.

No RQs exceeded the acute or acute endangered species LOC at the rate of 31.8 lbs Cu^{2+} /A for filberts, which is substantially higher than all rates, that will be on copper pesticide labels after mitigation measures detailed above take effect. Therefore, there appears to be no acute risk to non-endangered or listed terrestrial plants from spray drift. In any case, the reduced maximum application rates will reduce the maximum amount of copper to which terrestrial plants will potentially be exposed, and no further mitigation is needed.

3. Insects

Available data from a honey bee acute toxicity study indicated that copper is practically nontoxic to honey bees, with an acute $\text{LD}_{50} > 100 \mu\text{g}/\text{bee}$. However, because exposure estimates for other insects cannot readily be determined, the potential risk of copper pesticides to other insects is unknown. Based on available data, no additional mitigation to address exposure to non-target insects is needed at this time.

c. Aquatic Organisms

1. Agricultural Uses

The Agency's screening-level ecological risk assessment for copper suggests acute and chronic risk concerns for both freshwater and marine/estuarine organisms resulting from copper exposure at maximum labeled rates, assuming four applications at weekly intervals. However, exposure is expected to be significantly lower based on application rates, defined retreatment

intervals, seasonal maximum rates, and advisory spray drift language that will be on copper product labels after the mitigation measures described above are put into effect.

Freshwater Animals

The screening-level risk assessment indicates that there are risks greater than the LOC to freshwater invertebrates from terrestrial uses of copper at some portion of the 811 sites modeled, both at the typical and at the maximum labeled application rate. At the maximum application rate considered in the risk assessment, 31.8 lbs Cu²⁺/A for filberts, RQs for nearly all sites exceeded the acute and chronic LOCs. Over 99% of the sites exceeded the acute LOC for invertebrates, and 80% exceeded for fish. Over 98% of the sites exceeded the chronic LOC for invertebrates and 44.9% exceeded for fish.

The rate reductions that will be brought about through mitigation are expected to significantly reduce the number of sites at which freshwater animals are at risk from exposure to copper applied as an agricultural pesticide. The percentage of sites with acute exceedences for invertebrates, for instance, ranges from 3.2% at 1.0 lb Cu²⁺/A applied, and increases to about 25% of sites at an application rate of 7.5 lbs Cu²⁺/A. The RQs derived for freshwater fish with the BLM exceed the acute LOC for less than 1% of sites for application rates of 1 lb Cu²⁺/A up to 7.5 lbs Cu²⁺/A.

Table 27 shows some examples of the reductions in application rates for some of the high application rates for the respective crops. The reduction in the maximum application rate for citrus and grapes, with defined application interval and maximum seasonal rates, brings maximum potential exposure down to a level at which 10% of the 811 RQs considered in the assessment would exceed the acute LOC for freshwater invertebrates, and < 1% of RQs would exceed the acute RQ for fish. Approximately 13% and 1% of the sites would exceed the chronic LOC for freshwater invertebrates and fish, respectively.

Table 27. Example Comparison of Rates Used in Risk Assessment and Revised Label Rates

Crop	Current Labeled Rate or Revised Rate	Application Rate lbs Cu ²⁺ /A	Application Interval (days)	Seasonal Maximum Application (lbs Cu ²⁺ /A)
Citrus	Current	15.43	7 (assumed)	61.72 (assumed)
	Revised (algal spot, melanose, scab)	3.15	7	12.6
Filbert	Current	31.8	7 (assumed)	63.6 (assumed)
	Revised (eastern filbert blight)	6	14	24
Peach	Current	6.75	7 (assumed)	13.5 (assumed)
	Revised (dormant application)	3.15	30	6.3

Appendix A lists the revised maximum application rates, minimum retreatment intervals and maximum seasonal rates for agricultural uses of copper. The refined maximum single application rates for these crops are significantly less than the highest labeled rate considered in

the risk assessment, where most are 3.15 lbs Cu²⁺/A or less. The majority of retreatment intervals are 7 days or longer, with only a few exceptions such as tomatoes and peppers. Although these crops have a 3-day application interval, single application rates were 0.79 and 1.6 lbs Cu²⁺/A for peppers and tomatoes, respectively. The crop with the highest seasonal application rate is Easter lilies, but the registrant has indicated that this crop is grown in a very small portion of the country, and will revise labels to include language limiting treatment to only one season every four years.

Although the rate reductions are expected to result in fewer freshwater bodies having aquatic animals potentially at risk, there is some uncertainty in the percentage of sites. As detailed earlier, the risk estimates for each application rate were calculated using a regression of the peak values from 32 PRZM/EXAMS scenarios. Because label instructions were inconsistent for use of copper on many crops, many of the 32 scenarios were run based on the maximum single application rate, assuming four applications a week apart. As indicated in Appendix A, revised labels will include the maximum single application rate, maximum seasonal rates, and defined minimum application intervals.

There is also some uncertainty in the peak values used in the regression. Screening assessments were performed using PRZM/EXAMS use the 1-in-10-year peak value as the acute EEC. Because of concerns that EXAMS could not properly simulate 30 years of successive application of a stable pesticide, the peak value from the first year of application was used as the EEC. The EEC simulated from the first of the 30 years of data would likely be less than the standard 1-in-10-year exposure value calculated from a full 30-year simulation, although some of the 32 sites would simulate heavier rainfall in that single year, and others would simulate light rainfall years.

Therefore, EPA has determined that with the reduction of rates, establishing minimum retreatment intervals and defining seasonal maximum rates, estimated exposures described in the screening-level ecological assessment will be significantly lower. Adding advisory language to product labels to minimize potential spray drift and water chemistry criteria that may lead to greater copper toxicity in water bodies will also reduce potential adverse effects.

Freshwater Plants

Because the BLM has not been parameterized to assess freshwater plants, it could not be used to assess potential copper exposure and toxicity to freshwater plants. RQs for freshwater plants were calculated using estimates of total dissolved copper using PRZM/EXAMS, which overestimates the amount of copper that is potentially toxic to exposed organisms. The risk assessment provides a single RQ for a range of application rates, based on a regression of results from 32 PRZM/EXAMS scenarios. These RQs signal a potential risk to non-vascular plants (based on algae data) for application rates of 1.5 lbs Cu²⁺/A and above. However, RQs for aquatic vascular plants and endangered species are below the Agency's level of concern.

In addition to the use of total dissolved copper EECs in the calculation of aquatic plant RQs, the uncertainties described above for the regression of the peak values from 32

PRZM/EXAMS scenarios also apply to the aquatic plant assessment. Some potential for risk to aquatic plants is not unexpected, since algae and aquatic plants are target species for direct water applications of copper pesticides. However, the reductions in maximum application rates, and the establishment of maximum seasonal rates and minimum application intervals will reduce the potential for risk to aquatic plants from agricultural applications of copper.

Marine/Estuarine Organisms

As with freshwater aquatic plants, the RQs for estuarine/marine organisms used in the assessment should be considered conservative because estimates of copper concentrations are for total copper, not the cupric ion. The BLM has not been parameterized for estuarine/marine organisms, so it could not be used to assess potential copper exposure and toxicity to estuarine/marine animals. As for the freshwater organism assessment, RQs for estuarine/marine organisms were calculated using the same regression on the peak copper concentrations that resulted from various application rates in the 32 PRZM/EXAMS simulations run for copper. At a rate of approximately 3 lbs Cu^{2+} /A, acute and chronic RQs exceedences occur for both estuarine/marine fish and invertebrates, respectively. Acute RQs for invertebrates are exceeded at 1.5 lbs Cu^{2+} /A, and chronic RQs for fish are exceeded at 1 lb Cu^{2+} /A. RQs for estuarine/marine plants did not exceed the acute LOC.

In addition to the use of total dissolved copper EECs in the calculation of aquatic plant RQs, and the uncertainties described for use of the peak EEC regression, there is also uncertainty in the use of the PRZM/EXAMS static pond scenario to represent exposure in an estuary. Many crops can be grown adjacent to estuaries, and transport to estuaries in parts of the copper use area is likely. However, the static pond does not simulate the daily ebb and flow of freshwater and saltwater in an estuary, and the resulting changing salinity and hardness of the water would also affect the speciation of dissolved copper.

In spite of these uncertainties, the reductions in maximum application rates, and the establishment of maximum seasonal rates and minimum application intervals will reduce the potential for risk to estuarine/marine animals from agricultural applications of copper.

2. Direct Aquatic Uses

Because of the inconsistent and incomplete use application information on current labels for direct aquatic uses, the Agency made several assumptions in the aquatic risk assessment. The risk assessment assumes treatment of an entire water body to achieve the maximum application rate, a water concentration of 1 ppm. For invertebrates, fish, and aquatic plants, RQs for this rate exceed the endangered species LOC and the acute risk LOC at >99% of sites simulated by the BLM. The chronic risk LOCs for aquatic invertebrates, and fish are exceeded at >96% of the sites

Input from major user groups indicates that typical rates are significantly lower than the maximum rate allowed, ranging from 0.2 to 0.5 ppm for algae management, the greatest use of copper products in direct aquatic applications. Use rates will greatly fluctuate, depending on pest

infestation in a given water body. In addition, users indicated that it is standard practice for most aquatic uses to treat only a portion (up to 25-33%) of a water body at a time. The EXAMS model is used in the risk assessment to evaluate the risk from application to a fraction of the water body, but because of limitations in the model, this in essence is an assessment of a fractional application to the entire water body.

As discussed in the risk assessment, even application of copper to only a portion of a water body is likely to result in risk to aquatic organisms. When only a portion of the water body is treated, organisms in the vicinity of the treatment can be exposed to the full concentration of copper applied, while others further from the treated area may not be exposed at all. Fish and larger, more mobile invertebrates may be able to move out of the treated zone until the copper dissipates from the water column, but smaller and more sedentary invertebrates will be affected.

Recovery of the affected organisms will vary on a site-to-site basis, and the specific effects on any given ecosystem are impossible to predict given the scale of this assessment. Populations of phytoplankton and zooplankton (the organisms most likely to be lethally affected by use of copper) are dynamic, as the recovery of these populations is difficult to predict to determine its impact on the rest of the ecosystem. In aquatic systems where copper is applied frequently the community may shift to more copper tolerant organisms, and/or some of the organisms present may develop metabolic pathways for dealing with higher copper exposure.

Because of the great variance in water body chemistries across the US, this will overestimate the potential risk to some aquatic organisms, and underestimate it for others. However, based on refined use information provided by user groups, estimated exposures will be significantly lower. Typical application rates are significantly lower than the maximum assessed rate in the screening-level ecological assessment; thus, adverse effects to non-target organisms are expected to be lower. Additionally, the benefits of properly managing the target pests are significant in protecting human health and animals, including potential harmful toxins from algal blooms, and water body maintenance to reduce the development and decay of algal and plant matter than can reduce DOC needed by organisms.

3. Urban Uses

One of the risk assessment goals of the Agency is to estimate pesticide exposure through all significant routes of exposure from both agricultural and non-crop uses. However, the ecological risk assessment for copper pesticides focuses on the agricultural and direct aquatic uses, being the greatest usage of copper pesticides, and pesticide-transport models are available to estimate potential aquatic exposure from these uses. Based on laboratory toxicity tests with aquatic animals, adverse effects could occur to exposed organisms in aquatic environments.

Other potential sources of copper-treated products/sites that may result from a number of non-crop pesticidal uses, including use as a wood treatment, lawn fungicide, pool and fountain algicide, sanitary sewer root killer and ingredient in anti-fouling paints. The wood treatment, anti-foulants, and other antimicrobial uses will be addressed in a separate ecological risk assessment to be produced at a later date by the Agency. The ecological risk assessment

addresses the root-killer and lawn uses to a limited degree.

Root Control in Sewer Lines

The national-scale risk assessment for use of copper sulfate as a sewer line root-killer discussed in the previous chapter provides an upper bound estimate of potential risk. The E-FAST model requires an estimate of total production of a pesticide to come up with a per capita loading estimate, but the total production of copper sulfate pentahydrate for root control can not be distinguished from other uses on the same label. Therefore, the risk assessment assumes that every household in the United States applies a total of 0.5 lb Cu²⁺ per application twice a year. This equates to approximately 2.2 million pounds of metallic copper. The CSTF subsequently provided a preliminary estimate of potential use of approximately 857,000 pounds of metallic copper annually.

The ecological risk assessment indicates that if all households in the nation were to apply copper sulfate pentahydrate for root-control at maximum recommended rates in a single year, then the acute LOC would be exceeded for 85% and 20% of model sites for freshwater invertebrates and fish, respectively. The corresponding percentage of sites for which the chronic LOC could be exceeded would be 74% and 13%, respectively. This assessment assumes that all of the copper applied to sanitary sewers will be transported to water bodies in which aquatic animals and plants might be exposed. In fact, much of this copper must be removed by publicly owned treatment works (POTWs), which must limit the amount of copper that pass through to surface water according to the terms of waste-water discharge permits.

Although there are no available models or data to refine the screening-level assessment on urban uses, as well as uncertainties with the available data, the Agency believes that actual exposures are significantly lower. As stated earlier in Section III with respect to the root-killer treatment, the “down-the-drain” model assumes that all households simultaneously used the sewer treatment at the maximum labeled rate. Available information indicates that approximately 25% of all households have septic systems, for which treatments of copper in this type of sewer system is not permitted. Alternatives to homeowner root-killer treatments include mechanical removal of invasive roots such as high pressure water jet, mechanical snake, and a steel cutter. Other available chemical alternatives include products that contain lye or sulfuric acid.

At least one jurisdiction has considered the risks and benefits of the root control use of copper sulfate pentahydrate on a more regional scale, and determined that mitigation was warranted. For instance, the California Department of Pesticide Regulation has prohibited the use of copper sulfate pentahydrate in nine counties in California out of concern that POTWs in the San Francisco Bay area could not comply with water quality criteria for copper if this use continued. Tri-TAC, a technical advisory group for POTWs in California, commented that an estimated 5 to 12% of copper received by POTWs in their state was a result of root-killer use.

Similar load estimates to POTWs from use of copper as a root killer were not available for other regions. The assessment of copper sources in the San Francisco Bay watershed performed for the Clean Estuary watershed concentrated on urban runoff, not inputs from

sanitary sewers to POTWs. Their description of other studies in Maryland and Sweden of copper loadings concentrated on runoff and storm water in a like manner. TMDLs may potentially discuss discharge of copper from POTWs as a point source, but not detail the sources of copper to the POTW itself.

Since this product label states that it is not for use in septic systems, approximately 25% of households cannot use this product. In addition, while it is certain that not all of the remaining households use copper sulfate for root control in the same year, it is not possible to estimate the number that do in any particular year. Homeowners can choose to apply alternative chemicals for root control; some options include sulfamic or sulfuric acid and sodium or potassium hydroxide (Ohio Department of Agriculture, 2002). Even if the amount of root killer product sold were estimated, there are no records of how much homeowners actually use. The preliminary estimate provided by the CSTF is more than 1/3 of the Agency's highly conservative estimate that was assessed. Even with the estimate that the CSTF provided, the Agency believes that this estimate is a conservative value, as this figure is based on annual marketing data. Professional root control services may use copper sulfate pentahydrate, but are more likely to remove roots mechanically. Professionals may also use chemical alternatives such as metam sodium and dichlobenil, diquat or others.

A risk-benefit decision for the root control use of copper sulfate pentahydrate would therefore require consideration of the additional burden placed on POTWs to remove excess copper from the waste stream in addition to the potential risk to aquatic animals and plants. Use data is not available to allow such an evaluation on a nationwide scale. Therefore, no changes will be made to the copper sulfate pentahydrate label for root control use at this time.

Other Urban Uses

As described in Section III, above, the Agency does not currently have a model capable of predicting concentrations of pesticides that might occur because of outdoor urban uses, such as the use of copper as a lawn fungicide. Furthermore, the amount of copper used by homeowners for this use cannot be precisely determined. The relative importance of lawn uses of copper as a potential source of loading to surface water will vary between different watersheds, as there are many other potential urban sources of copper, as described above. No mitigation is proposed for other urban or suburban uses of copper at this time.

4. Advisory Language

To be eligible for reregistration, labeling changes are necessary to implement mitigation measures outlined above. Specific language to incorporate these changes is specified in the Table 29. Generally, conditions for the distribution and sale of products bearing old labels/labeling will be established when the label changes are approved. However, specific existing stocks time frames will be established case-by-case, depending on the number of products involved, the number of label changes, and other factors.

For agricultural products containing copper to be eligible, revised labels need to include the following advisory language to ensure that copper pesticides are used appropriately and to minimize potential adverse exposure effects to humans and other non-target organisms in the environment. To minimize effects to non-target aquatic organisms, aquatic hazard statements on the labels must be revised to describe water chemistry conditions (e.g., low pH level and low DOC) that would likely lead to greater copper toxicity to non-target organisms. Labels also need to include advisory language on measures which users can adopt to reduce spray drift potential, such as language recommending that:

- Application not occur during temperature inversions;
- Applications be made when wind velocity favors on-target deposition (approximately 3 to 10 mph);
- Application not be made when wind speed exceeds 15 mph;
- Aerial spray should be released at the lowest height consistent with pest control and flight safety;
- Ground boom and aerial applications use only medium or coarse spray nozzles; and
- For aerial applications, the spray boom should be mounted on the aircraft as to minimize drift caused by wingtip or rotor vortices. The minimum practical boom length should be used.

Specific label language including these recommendations is detailed in Table 29. With the implementation of these additional advisory label language points, risk to non-target organisms will be reduced.

5. 303(d) - Designated Impaired Water Bodies

Under section 303(d) of the 1972 Clean Water Act (CWA), states, territories, and authorized tribes in the US are required to develop lists of impaired waters. These impaired waters do not meet water quality standards that states, territories, and authorized tribes have set for them, even after point sources of pollution have installed the minimum required levels of pollution control technology. The law requires that these jurisdictions establish priority rankings for waters on the lists and develop Total Maximum Daily Loads (TMDL) for these waters, which establishes the allowable loadings or other quantifiable parameters for a water body to provide the basis to establish water quality-based controls. When a water body is listed as impaired by an identified pollutant, States may be required to devise a plan to regulate the of the pollutant entering the water body through point and non-point sources. The development of a TMDL requires identification of the sources of the pollutant in the watershed, and an estimate of the relative load from each source.

At the time of the when the RED was completed in July 2006, TMDLs were approved for 246 of the 626 water bodies for which copper is listed as a cause of impairment. A majority of these sites list other metals in addition to copper as pollutants, either from mining or other non-agricultural sources. As of May 2009, copper has been named as a cause for water quality impairments for 867 water bodies, of which TMDLs have been approved for 307 for them. However, no additional sites attributed to pesticidal applications were identified since the time of

the 2006 RED. Below is a summary of the 303(d) impaired water bodies potentially attributed to the uses of copper-containing pesticides.

Impairments Potentially Due to Agricultural Use of Copper

Eight of the 246 approved TMDLs for copper identify agricultural use of copper as the most likely source causing the impairment. These eight are all in Kansas. Land use in the eight watersheds is 95 to 99% combined cropland/pasture and rangeland, with no less than 68% of any watershed characterized as cropland/pasture. The water quality criteria for copper in Kansas are site-specific, based on an equation that takes the hardness of the water into account.

The eight TMDLs for copper in Kansas identify a number of possible agricultural sources of copper. An important source identified is the use of copper sulfate to treat livestock for hoof diseases. Copper sulfate is also used in these watersheds at 3 to 6 lbs Cu^{2+} /A to alleviate copper deficiency in soybeans, and as a feed supplement for swine. Finally, the TMDLs mention that copper can be applied to agricultural crops such as orchards.

The King County Department of Natural Resources and Parks (KCDNRP) in Washington reported water body impairments that might be related to use of copper as an agricultural pesticide. Washington State water quality criteria for copper are 0.0070 mg/L (acute) and 0.0075 mg/L (chronic) at median hardness. The compliance standard is that the 1-hour concentration cannot be exceeded more than once every 3 years. The chronic criterion was reported to be exceeded once at Mill creek (0.0056 mg/L, presumably at a lower hardness) during base flow and the acute criterion once at a tributary of Newaukum Creek (0.0072 mg/L) during storm flow (KCDNRP, 2004).

The Agency's TMDL web site indicates that a TMDL has not been submitted for the Green-Duamish watershed, in which these Washington water bodies are located. In addition, the State of Washington has not reported the potential sources of the copper pollutant in these waters. However, the report prepared for the KCDNRP identifies the sampling location for Newaukum Creek as representing agricultural and pasture land uses. Land use in the Mill Creek basin is reported to be forest, residential and agricultural.

The Calleguas Creek Watershed located in southeast Ventura County and part of western Los Angeles County, California, drains an area of about 343 square miles to Mugu Lagoon in the southwest. Approximately 26% of land is currently used for agriculture. The 2002 CWA identified the lower reaches of the Calleguas Creek watershed (reaches 1, 2 and 3) as impaired for copper.

Impairments from Aquatic Use of Copper

Two water bodies in California are listed as impaired due to the use of copper as an algaecide applied directly to water. In 2002, the Tinemaha Reservoir in California, which had previously been listed under 303(d) of the CWA for generic "metals" contamination, was more specifically listed for copper pollution caused by use of copper sulfate as an algaecide for taste

Two water bodies in California are listed as impaired due to the use of copper as an algicide applied directly to water. In 2002, the Tinemaha Reservoir in California, which had previously been listed under 303(d) of the CWA for generic “metals” contamination, was more specifically listed for copper pollution caused by use of copper sulfate as an algicide for taste and odor control in drinking water. However, 10 months of surface water sampling undertaken for the development of a TMDL for the reservoir showed the reservoir to be in compliance with water quality standards for both total and dissolved copper. Therefore, the staff of the CRWQCB recommended in a published report that the Tinemaha Reservoir be removed from the list of impaired water bodies during the next listing cycle.

The Haiwee Reservoir in California was also listed as impaired due primarily to application of copper as an algicide. In addition to the discharge of copper sulfate to the reservoir itself, copper sources include a percentage of “unspecified” copper, such as copper coming in from the Los Angeles Aqueduct (LAA) with no readily identifiable source from the available data and naturally occurring contributions of copper. Potential sources of this copper are historic mining activities, elevated copper in ground or surface waters due to copper-bearing minerals in soil or rock and undetermined water supply management practices in the watershed.

The Washington Department of Ecology (WDOE) identifies Steilacoom Lake as a water body impaired by copper with an approved TMDL http://www.ecy.wa.gov/programs/wq/tmdl/approved_tmdls.html. In their report, “Copper in Sediments from Steilacoom Lake, Pierce County, WA,” the WDOE reports that copper levels in sediment range to over 1000 mg/kg dry weight, and that the “primary source of the metal in the sediments is many years of application of the algicide, copper sulfate.” Steilacoom Lake is a 320 acre man-made lake with a maximum depth of 20 feet. This urban lake is surrounded by single family homes, and is classified as eutrophic.

The WDOE performed a series of bioassays with the sediment, and reports that aquatic invertebrates *Hyalella azteca* and *Hexagenia limbata* showed significant adverse acute response in bioassays (WDOE, 1992). Both of these invertebrates spend at least a portion of their life span dwelling in bottom sediment. When exposed to Steilacoom Lake sediment, *Hyalella azteca* suffered 30% mortality over 14 days, and *Hexagenia limbata* suffered 50% mortality. No adverse effects were observed in acute or chronic bioassays using *Daphnia magna*, *Ceriodaphnia dubia*, and *Chironomus tentans*.

Impairments Due to Antimicrobial Use of Copper

As described above, ecological exposures from antimicrobial uses of copper are not considered in this RED. These uses will be evaluated in a subsequent risk assessment planned to be completed at a later date.

TMDLs have been developed for two water bodies in California impaired by the use of copper in anti-fouling paints applied to boat hulls. An analysis of the likely sources of copper in the Shelter Island Yacht Basin in San Diego Bay concluded that as much as 98% of the copper detected was from leaching of anti-fouling paints from boat hulls and the scrubbing of boat

bottoms treated with this paint. The Agency's Technical Support Document (TSD) for the San Diego Creek and Newport Bay Toxics TMDL (U.S. EPA, 2002) used information from the Shelter Island Yacht Basin TMDL to estimate sources of copper leading to impairment. The document estimates that 50,000 of 58,000 pounds of copper per year are attributable to copper from anti-fouling paint, with the rest due to urban road runoff, contaminated sediments, atmospheric deposition, and sea water.

A 2004 report titled "Copper Sources in Urban Runoff and Shoreline Activities," prepared for the Clean Estuary Partnership, summarized the sources of copper carried to the San Francisco Bay via runoff, or introduced directly by shoreline activities. The report also attempted to quantify the loading of copper from each of the sources. Although the uncertainty in these loading estimates varied between sources, and for some sources may have been as high as a 10-fold error in their judgment, it allowed the authors to rank the sources for the amount of copper introduced to the bay. The San Francisco Bay is not currently listed as impaired by copper, but the report details many sources of copper beyond those included in this RED which can lead to impairment of water bodies.

The report lists the pesticidal use of copper in anti-fouling paints on boat hulls as the greatest source of copper in San Francisco Bay (an estimated 20,000 pounds annually). Additional copper contribution from direct application of pesticides to the Bay and its tributaries as an algaecide was considered a smaller contribution, at an estimated 4,000 pounds annually. Other urban copper pesticide uses included landscaping fungicide uses, use as wood preservatives, and use as an algaecide in pools, spas and fountains (<8,000 - <10,000 pounds per year total). The lower source contribution of these other copper pesticides uses is due in part to efforts by municipalities in the San Francisco Bay watershed to reduce the use of copper-based pesticides, both through public outreach and the prohibition of the sale and use of copper-based root control products.

Other urban sources of copper were predicted to add an additional 27,000 pounds of copper to the total load annually. These included wear of vehicle brake pads (>10,000 pounds per year) and vehicle fluid leaks and dumping. Also included in the estimates were deposition of copper air emissions, soil erosion, architectural use of copper, industrial effluent and copper in domestic storm water.

Comparison of Ecological Risk Assessment and Watershed Loading Assessments

The screening-level ecological risk assessment indicates the potential for agricultural uses to pose acute and chronic risk to aquatic animals (and acute risk to aquatic plants) under certain water quality conditions. However, there are aspects of the scenario simulated by the combined PRZM/EXAMS model which limit its utility as a tool for predicting which surface water bodies might become impaired from the agricultural use of copper pesticides. PRZM/EXAMS is not a watershed model; it simulates application to a 10-hectare field which is directly adjacent to a pond that is one hectare and two meters deep. Applied pesticide is transported to the pond by runoff and drift, and the pesticide load is instantaneously mixed throughout the 20,000,000-liter pond.

In a typical screening-level ecological risk assessment, 30 years of applications and weather data are used to calculate daily concentrations in the pond. These daily concentrations represent the concentration from the previous day reduced by a day's worth of biotic and abiotic degradation, plus the instantaneous mixing of additional load added that day. Since the model simulates a static pond, the concentration is not reduced by outflow from the pond.

The exercise of predicting if a specific water body or stream segment could become impaired is more complex than the edge-of-field model represented by PRZM/EXAMS. The loading of a pesticide within a watershed is likely to come from fields at varying distances from a water body. The entire watershed is unlikely to be treated with the pesticide. In addition, the different sizes of water bodies and the possibility of flow would result in slower mixing than simulated by the model, or flashiness in the concentrations caused by flow of the contaminant downstream.

The screening-level risk assessment is meant to represent a vulnerable scenario which allows the Agency to be confident in a finding of no risk if no LOCs are exceeded. When an LOC is exceeded, the Agency does not assume that specific water bodies will be at risk, but those classes of organisms in some waters with certain characteristics and/or associated land use may be at risk from particular pesticide uses. In the case of copper, the BLM allows further refinement of the assessment in that certain water quality conditions in surface water may lead to increased exposure, due to increased bioavailability and toxicity to aquatic organisms.

Although the assessment does not attempt to predict copper loading from agricultural uses on a watershed scale, mitigation measures put in place in response to risks identified by the screening assessment will serve to reduce potential loading from these uses. As indicated in the ecological risk assessment, the percentage of sites (represented by 811 USGS sampling stations) which have estimated RQs above the LOCs for freshwater animals would be significantly lower at application rates lower than the maximum rates previously allowed on copper product labels. The RQs for estuarine/marine animals and plants, although not calculated with the BLM for a range of sites, are also significantly reduced at lower application rates.

As mentioned previously, the Agency's Office of Water (OW) has established a draft ALC for copper, and is working on a revised ALC which will use the BLM to take site-specific water chemistry into account. OPP has collaborated with OW during the development of the copper RED on the use of BLM, sharing information gathered in the process to help in the development of the revised ALC for copper. Once the revised ALC is completed, states will be able to use the BLM to derive consistent, site-specific standards that meet local needs.

V. What Registrants Need to Do

The Agency has determined that agricultural uses of coppers are eligible for reregistration provided that the risk mitigation measures outlined in this document are adopted and label amendments are made to reflect these measures. To implement the risk mitigation measures, the registrants are required to amend their product labeling to incorporate the label statements set forth in the Label Table (Table 29) below. The Agency issued Data Call-In (DCI) Notices in December 2007 requiring label amendments and product-specific data. Generally, registrants will have 90 days from receipt of a DCI to complete and submit response forms or request time extension and/or waiver requests with a full written justification. For product-specific data, the registrant will have eight months to submit data and amended labels. Instructions for responding to the DCI, as well as Table 29 that includes the required product label amendments for copper-containing pesticides in order to be eligible for reregistration.

A. Manufacturing-Use Products

1. Generic Data Requirements

The generic data base supporting the reregistration of agricultural uses of copper has been reviewed and determined to be substantially complete. At this time, the Agency does not require any additional generic data in support of the reregistration of conventional pesticides that contain copper.

2. Labeling for Manufacturing-Use Products

To ensure compliance with FIFRA, manufacturing-use product (MP) labeling should be revised to comply with all current EPA regulations, PR Notices, and applicable policies. The MP labeling should bear the labeling contained in Table 29.

B. End-Use Products

1. Additional Product-Specific Data Requirements

Section 4(g)(2)(B) of FIFRA calls for the Agency to obtain any needed product-specific data regarding the pesticide after a determination of eligibility has been made. Registrants must review previous data submissions to ensure that they meet current EPA acceptance criteria and if not, commit to conduct new studies. If a registrant believes that previously submitted data meet current testing standards, then the study MRID numbers should be cited according to the instructions in the Requirement Status and Registrants Response Form provided for each product. The Agency intends to issue a separate product-specific data call-in (PDCI), outlining specific product-specific data requirements. These data requirements will also be included in the PDCI.

Within 90 days from receipt of the PDCI:

- (1) completed response forms to the PDCI (i.e. DCI response form and requirements status and registrant's response form); and
- (2) submit any time extension and/or waiver requests with a full written justification.

Within eight months from receipt of the PDCI:

- (1) submit two copies of the confidential statement of formula, EPA form 8570-4;
- (2) a completed original application for reregistration (EPA form 8570-1). Indicate on the form that it is an "application for reregistration";
- (3) five copies of the draft label incorporating all label amendments outlined in Table 29 of this document;
- (4) a completed form certifying compliance with data compensation requirements (EPA Form 8570-34);
- (5) if applicable, a completed form certifying compliance with cost share offer requirements (EPA Form 8570-32); and
- (6) the product-specific data responding to the PDCI.

Please refer to Table 28 below to determine the appropriate chemical manager contact for any questions regarding product reregistration and/or the PDCI containing the respective copper active ingredient. All materials submitted in response to the PDCI should be addressed to:

Table 28. Product Reregistration and Product Data Call-In Chemical Manager Contact

Copper Compounds (Case #0649)	Copper Sulfates (Case #0636) and Copper Salts (Case #4026)
<u>By U.S. mail:</u> Document Processing Desk (DCI/SRRD) Attn: Bonnie Adler U.S. EPA (7508P) 1200 Pennsylvania Ave., NW Washington, D.C. 20460	<u>By U.S. mail:</u> Document Processing Desk (DCI/SRRD) Attn: Veronica Dutch U.S. EPA (7508P) 1200 Pennsylvania Ave., NW Washington, D.C. 20460
<u>By express or courier service:</u> Document Processing Desk (DCI/SRRD) Attn: Bonnie Adler U.S. EPA (7508P) 2777 South Crystal Drive Arlington, VA 22202	<u>By express or courier service:</u> Document Processing Desk (DCI/SRRD) Attn: Veronica Dutch U.S. EPA (7508P) 2777 South Crystal Drive Arlington, VA 22202

2. Labeling for End-Use Products

To be eligible for reregistration, labeling changes are necessary to implement measures outlined in Section IV above. Specific language to incorporate these changes is specified in Table 29. Generally, conditions for the distribution and sale of products bearing old labels/labeling will be established when the label changes are approved. However, specific existing stocks time frames will be established case-by-case, depending on the number of products involved, the number of label changes, and other factors.

C. Labeling Changes Summary Table

For coppers to be eligible for reregistration, all agricultural labels of copper-containing products must be amended to incorporate the risk mitigation measures outlined in Section IV. Table 29 describes specific label amendments.

Table 29. Copper Compounds Labeling Changes Summary

In order to be eligible for reregistration, all product labels must be amended to incorporate the risk mitigation measures outlined in Section IV. The following table describes how language on the labels should be amended.

Description	Copper Compounds Required Labeling Language	Placement on Label
<i>Manufacturing-Use Products</i>		
Required on all MUPs for all Copper Compounds containing directions for any use	“Only for formulation into [fill blank with the appropriate pesticide type(s): fungicides, bactericides, algacides, herbicides, leech control, freshwater snail control, anti-foulants and wood preservatives] for the following use(s) [fill blank only with those uses that are being supported by MP registrants].”	Directions for Use
One of these statements may be added to a label to allow reformulation of the product for a specific use or all additional uses supported by a formulator or user group.	<p>Note: Manufacturing Use Products can not have end use directions. Similarly, End Use Products can not have formulation directions.</p> <p>“This product may be used to formulate products for specific use(s) not listed on the MP label if the formulator, user group, or grower has complied with U.S. EPA submission requirements regarding support of such use(s).”</p> <p>“This product may be used to formulate products for any additional use(s) not listed on the MP label if the formulator, user group, or grower has complied with U.S. EPA submission requirements regarding support of such use(s).”</p>	Directions for Use
Environmental Hazards Statements Required by the RED and Agency Label Policies	“This pesticide is toxic to fish and aquatic invertebrates. Do not discharge effluent containing this product into lakes, streams, ponds, estuaries, oceans or other waters unless in accordance with the requirements of a National Pollutant Discharge Elimination System (NPDES) permit and the permitting authority has been notified in writing prior to discharge. Do not discharge effluent containing this product to sewer systems without previously notifying the local sewage treatment plant authority. For guidance contact your State Water Board or Regional Office of the EPA.”	Directions for Use
Required on all MUPs for All Copper Compounds	<p>For all copper compounds label, the Ingredient Statement panel must state and describe the ingredient(s) in the following manner:</p> <ul style="list-style-type: none"> - the original form/species (i.e., copper hydroxide, copper ethanolamine complex, copper sulfate pentahydrate) as the active ingredient, - the percentage of active ingredient contained in the product, 	Front Panel, Ingredient Statement

Description	Copper Compounds Required Labeling Language	Placement on Label
	<ul style="list-style-type: none"> - the respective Chemical Abstracts Service (CAS) number must be listed, - and the amount of metallic copper equivalent must be expressed as the percentage by weight directly below the Ingredient Statement. 	

Description	Copper Compounds Required Labeling Language	Placement on Label
<i>End-Use Products Intended for Occupational Use (WPS and non-WPS)</i>		
Required on all EUPs for All Copper Compounds, including products primarily used by Consumers/ Homeowners	<p>For all copper compounds label, the Ingredient Statement panel must state and describe the ingredient(s) in the following manner:</p> <ul style="list-style-type: none"> - the original form/species (i.e., copper hydroxide, copper ethanolamine complex, copper sulfate pentahydrate) as the active ingredient, - the percentage of active ingredient contained in the product, - the respective Chemical Abstracts Service (CAS) number must be listed, - and the amount of metallic copper equivalent must be expressed as the percentage by weight directly below the Ingredient Statement. 	Ingredient Statement
Environmental Hazards Statements for Product with Only Direct Aquatic Uses	<p>For labels that include direct aquatic uses, include the following statements:</p> <p>“ENVIRONMENTAL HAZARDS</p> <p>This pesticide is toxic to fish and aquatic invertebrates. Waters treated with this product may be hazardous to aquatic organisms. Treatment of aquatic weeds and algae can result in oxygen loss from decomposition of dead algae and weeds. This oxygen loss can cause fish and invertebrate suffocation. To minimize this hazard, do not treat more than ½ of the water body to avoid depletion of oxygen due to decaying vegetation. Wait at least 10 to 14 days between treatments. Begin treatment along the shore and proceed outwards in bands to allow fish to move into untreated areas. Consult with the State or local agency with primary responsibility for regulating pesticides before applying to public waters, to determine if a permit is required.</p> <p>Certain water conditions including low pH (≤ 6.5), low dissolved organic carbon (DOC) levels (3.0 mg/L or lower), and “soft” waters (i.e., alkalinity less than 50</p>	Precautionary Statements under Environmental Hazards Statement

Description	Copper Compounds Required Labeling Language	Placement on Label
	mg/L), increases the potential acute toxicity to non-target aquatic organisms.”	
Environmental Hazards Statements for Products with Terrestrial Uses Only	<p>For labels that include terrestrial uses (remove “drift” if a granular formulation), include the following statements:</p> <p>“ENVIRONMENTAL HAZARDS</p> <p>This pesticide is toxic to fish and aquatic invertebrates and may contaminate water through runoff. This product has a potential for runoff for several months or more after application. Poorly draining soils and soils with shallow water tables are more prone to produce runoff that contains this product. Drift and runoff may be hazardous to aquatic organisms in water adjacent to treated areas.</p> <p>Do not apply directly to water, to areas where surface water is present, or to intertidal areas below the mean high water mark. Do not contaminate water when disposing of equipment washwater or rinsate.”</p>	Precautionary Statements under Environmental Hazards
Environmental Hazards Statements for Products with <u>both</u> Terrestrial and Aquatic Uses	<p>Use the exact Environmental Hazards aquatic and terrestrial statements above so that the aquatic and terrestrial statements are clearly distinguishable from one another. Add:</p> <p>“For terrestrial uses” before “This pesticide... treated areas.”, and also before “Do not apply...equipment.”</p>	Precautionary Statements under Environmental Hazards
User Safety Requirement for copper compounds used to treat potable water sources	<p>For end-use products that include use of copper compounds in waters destined for eventual use as drinking water, the following two statements must be included:</p> <p>”For applications in waters destined for use as drinking water, those waters must receive additional and separate potable water treatment. Do not apply more than 1.0 ppm as metallic copper in these waters”</p>	Precautionary Statements: Hazards to Humans and Domestic Animals
Minimum Handler PPE Requirements (All Copper Compounds)	<p>“Personal Protective Equipment (PPE)”</p> <p>“Mixers, loaders, applicators, and other handlers must wear the following:</p> <ul style="list-style-type: none"> - long-sleeved shirt, - long pants, 	Precautionary Statements: Hazards to Humans and Domestic Animals

Description	Copper Compounds Required Labeling Language	Placement on Label
<p>NOTE: In the case of multiple active ingredients, the more protective PPE must be placed on the product labeling. For guidance on which PPE is considered more protective, see PR Notice 93-7.</p>	<p>- shoes plus socks.”</p> <p><i>Instruction to Registrant:</i> If chemical resistant gloves, apron or footwear are required by the product specific data, add the following statement:</p> <p>“Some materials that are chemical-resistant to this product are (<i>registrant inserts correct chemical-resistant material</i>). If you want more options, follow the instructions for category [<i>registrant inserts A,B,C,D,E,F,G,or H</i>] on an EPA chemical-resistance category selection chart.”</p>	
Signal Word	<p>For products subject to the WPS that are classified as toxicity category I or II must also bear the corresponding Spanish signal word and statement:</p> <p>”Si usted no entiende la etiqueta, busque a alguien para que se la explique a usted en detalle. (If you do not understand the label, find someone to explain it to you in detail.)”</p>	Front Panel
<p>User Safety Requirements (All Copper Compounds)</p>	<p>“Follow manufacturer's instructions for cleaning/maintaining PPE. If no such instructions for washables exist, use detergent and hot water. Keep and wash PPE separately from other laundry.”</p> <p>“Discard clothing and other absorbent material that have been drenched or heavily contaminated with the product’s concentrate. Do not reuse them.”</p>	Precautionary Statements: Hazards to Humans and Domestic Animals immediately following the PPE requirements
<p>User Safety Recommendations (All Copper Compounds)</p>	<p>“USER SAFETY RECOMMENDATIONS”</p> <p>“Users should wash hands before eating, drinking, chewing gum, using tobacco, or using the toilet.”</p> <p>“Users should remove clothing/PPE immediately if pesticide gets inside. Then wash thoroughly and put on clean clothing.”</p> <p>“Users should remove PPE immediately after handling this product. As soon as possible, wash thoroughly and change into clean clothing.”</p>	<p>Precautionary Statements under: Hazards to Humans and Domestic Animals immediately following Engineering Controls</p> <p>(Must be placed in a box.)</p>

Description	Copper Compounds Required Labeling Language	Placement on Label
	<p>Note to Registrant: If gloves are required on the label (either for handlers or early entry workers), add the following in addition to the above:</p> <p>“Wash the outside of gloves before removing.”</p>	
<p>Restricted-Entry Interval for products with WPS uses</p> <p>Note: REI’s are determined by the acute toxicity of each copper compound which can vary. For products containing more than one copper compound, the most restrictive REI must appear on the label.</p>	<p>“Do not enter or allow worker entry into treated areas during the restricted entry interval of (insert the correct REI as specified below):</p> <p>Products containing any of the following copper compounds require a 48 hour REI*:</p> <p>Basic copper chloride (008001) Chelates of copper gluconate or copper citrate (024405) Copper ammonium carbonate (022703) Copper carbonate (022901) Copper hydroxide (023401) Copper ammonia complex (022702) Copper oxychloride (023501) Copper oxychloride sulfate (023503) Basic copper sulfate (008101) Copper sulfate pentahydrate (024401) Copper 8-quinolinolate (024002) Copper naphthenate (023102) Copper ethanolamine complex (024409) Copper salts of fatty and rosin acids (023104)</p> <p>*except for green house uses, which require a 24-hour REI.</p> <p>Products containing any of the following copper compounds require a 24 hour REI:</p> <p>Copper, metallic (022501) Copper ethylenediamine (024407)</p>	<p>Directions for Use, Agricultural Use Requirements Box</p>

Description	Copper Compounds Required Labeling Language	Placement on Label
	<p>Products containing any of the following copper compounds require a 12 hour REI:</p> <p>Cupric oxide (042401) Cuprous oxide (025601) Copper octanoate (023306) Copper triethanolamine complex (024403)</p>	
For All Copper-containing Products that are Registered for Use in Greenhouses with 48-hour REIs	<p>For all copper-containing products that are Registered for Use in Greenhouses only that currently have a 48-hour REI may be reduced to 24-hour REI, provided that the following conditions are met:</p> <ul style="list-style-type: none"> - the only WPS trigger for a 48-hour REI is due to severe eye irritation Toxicity Category I or II), - all labeling changes are completed, and - registrants must include the following statements on the product label: <p>“For at least seven days following the application of copper-containing products in greenhouses:</p> <ul style="list-style-type: none"> - at least one container or station designed specifically for flushing eyes is available in operating condition with the WPS-required decontamination supplies for workers entering the area treated with copper-containing products, - workers are informed orally, in a manner they can understand: <ul style="list-style-type: none"> - that residues in the treated area may be highly irritating to their eyes, - that they should take precautions, such as refraining from rubbing their eyes, to keep the residues out of their eyes, - that if they do get residues in their eyes, they should immediately flush their eyes with the eye flush container for eye flush station that is located with the decontamination supplies, and - how to operate the eye flush container or eye flush station.” 	Directions for Use, Agricultural Use Requirements Box
Early Entry Personal Protective Equipment for	PPE required for early entry to treated areas that is permitted under the Worker Protection Standard and that involves contact with anything that has been treated,	Directions for Use, Agricultural Use

Description	Copper Compounds Required Labeling Language	Placement on Label
<p>products with WPS uses</p> <p>Note: Early Entry PPE is determined by the acute toxicity of each copper compound which can vary. For products containing more than one copper compound, the most restrictive REI must appear on the label.</p>	<p>such as soil or water, is (insert correct Early Entry PPE specified below)</p> <p>Products containing any of the copper compounds listed directly below require the following early entry PPE:</p> <p>Coveralls over long-sleeved shirt and long pants, chemical-resistant gloves made of any waterproof material, chemical-resistant footwear plus socks, chemical resistant headgear if overhead exposure, and protective eyewear:</p> <p>Chelates of copper gluconate or copper citrate (024405) Copper ammonium carbonate (022703) Copper ammonia complex (022702) Copper oxychloride (023501) Copper oxychloride sulfate (023503) Basic copper sulfate (008101) Cuprous oxide (025601) Copper naphthenate (023102) Copper ethanolamine complex (024409)</p> <p>Products containing any of the copper compounds listed directly below require the following early entry PPE:</p> <p>Coveralls, shoes plus socks, chemical-resistant gloves made of any waterproof material, and protective eyewear.</p> <p>Basic copper chloride (008001) Copper carbonate (022901) Copper hydroxide (023401)</p>	<p>Requirements Box</p>

Description	Copper Compounds Required Labeling Language	Placement on Label
	Copper sulfate pentahydrate (024401) Copper 8-quinolinolate (024002) Copper, metallic (022501)	
<p>Early Entry Personal Protective Equipment for products with WPS uses</p> <p>Note: Early Entry PPE is determined by the acute toxicity of each copper compound which can vary. For products containing more than one copper compound, the most restrictive REI must appear on the label.</p>	<p>Products containing any of the copper compounds listed directly below require the following early entry PPE:</p> <p>Coveralls over long-sleeved shirt and long pants, shoes plus socks, chemical-resistant gloves such as or made out of any waterproof material:</p> <p>Copper ethylenediamine (024407) Cupric oxide (042401) Copper octanoate (023306) Copper triethanolamine complex (024403) Copper salts of fatty and rosin acids (023104)</p>	<p>Directions for Use, Agricultural Use Requirements Box</p>
<p>Double Notification Statement</p>	<p>Products containing any of the copper compounds listed directly below require the following statement:</p> <p>“Notify workers of the application by warning them orally and by posting warning signs at entrances to treated areas.”</p> <p>Chelates of copper gluconate (024405) Copper ammonium carbonate (022703) Copper ammonia complex (022702) Copper oxychloride (023501) Copper oxychloride sulfate (023503) Basic copper sulfate (008101) Cuprous oxide (025601) Copper naphthenate (023102) Copper ethanolamine complex (024409)</p>	<p>Directions for Use, Agricultural Use Requirements Box</p>
<p>Entry Restrictions for products with non-WPS</p>	<p>Entry Restriction for products applied as a spray:</p>	<p>If no WPS uses on the product label, place the</p>

Description	Copper Compounds Required Labeling Language	Placement on Label
uses on the label	<p>“Do not enter or allow others to enter until sprays have dried.”</p> <p>Entry Restriction for products applied dry:</p> <p>“Do not enter or allow others to enter until dusts have settled.”</p>	appropriate statement in the Directions for Use Under General Precautions and Restrictions. If the product also contains WPS uses, then create a Non-Agricultural Use Requirements box as directed in PR Notice 93-7 and place the appropriate statement inside that box.
General Application Restrictions for products with WPS or non-WPS uses on the label	“Do not apply this product in a way that will contact workers or other persons, either directly or through drift. Only protected handlers may be in the area during application. For any requirements specific to your State or Tribe, consult the State or Tribal agency responsible for pesticide regulation.”	Place in the Direction for Use, following the misuse statement.
Spray Drift Management Statements for all copper-containing products, except for granular	<p>Pesticide drift text must be added to the label and must read:</p> <p>"SPRAY* DRIFT MANAGEMENT</p> <p>A variety of factors including weather conditions (e.g., wind direction, wind speed, temperature, relative humidity) and method of application (e.g., ground, aerial, airblast, chemigation) can influence pesticide drift. The applicator must evaluate all factors and make appropriate adjustments when applying this product.</p> <p>Droplet Size** Apply only as a medium or coarser spray (ASAE standard 572) or a volume mean diameter of 300 microns or greater for spinning atomizer nozzles.</p> <p>Wind Speed Do not apply at wind speeds greater than 15 mph. Only apply this product if the</p>	Place in the Direction for Use

Description	Copper Compounds Required Labeling Language	Placement on Label
	<p>wind direction favors on-target deposition (approximately 3 to 10 mph), and there are no sensitive areas within 250 feet downwind.</p> <p>Temperature Inversions If applying at wind speeds less than 3 mph, the applicator must determine if a) conditions of temperature inversion exist, or b) stable atmospheric conditions exist at or below nozzle height. Do not make applications into areas of temperature inversions or stable atmospheric conditions.</p> <p>Other State and Local Requirements Applicators must follow all state and local pesticide drift requirements regarding application of copper compounds. Where states have more stringent regulations, they must be observed.</p> <p>Equipment All aerial and ground application equipment must be properly maintained and calibrated using appropriate carriers or surrogates.</p> <p><i>Additional requirements for aerial applications:</i></p> <ul style="list-style-type: none"> - The boom length must not exceed 75% of the wingspan or 90% of the rotor blade diameter. - Release spray at the lowest height consistent with efficacy and flight safety. Do not release spray at a height greater than 10 feet above the crop canopy unless a greater height is required for aircraft safety. - When applications are made with a crosswind, the swath must be displaced downwind. The applicator must compensate for this displacement at the up and downwind edge of the application area by adjusting the path of the aircraft upwind. <p><i>Additional requirements for ground boom application:</i></p>	

Description	Copper Compounds Required Labeling Language	Placement on Label
	<p>Do not apply with a nozzle height greater than 4 feet above the crop canopy.”</p> <p><i>Note to Registrant:</i></p> <p>* The word “spray” may be removed if product is a dust formulation.</p> <p>** The Droplet Size statement may be removed if product is a dust formulation.</p>	
Other Application Restrictions	Maximum Application Rates, Application Interval (days) and Seasonal Maximum Application Rates must be specified on all product labels. See Appendix A for the correct application rates and intervals for each site or crop.	Directions for Use under General Precautions and Restrictions and/or Application Instructions
<i>Products Primarily Used by Consumers/Homeowners</i>		
Entry Restrictions	<p>Entry Restriction for products applied as a spray:</p> <p>“Do not allow adults, children, or pets to enter the treated area until sprays have dried.”</p> <p>Entry Restriction for products applied dry:</p> <p>“Do not allow adults, children, or pets to enter the treated area until dusts have settled.”</p>	Directions for use under General Precautions and Restrictions
General Application Restrictions	“Do not apply this product in a way that will contact adults, children, or pets, either directly or through drift.”	Place in the Direction for Use
Environmental Hazards	“This pesticide is toxic to fish and aquatic invertebrates and may contaminate water through runoff. For terrestrial uses, do not apply directly to water. Do not contaminate water when disposing of equipment washwaters or rinsate.”	Precautionary Statements

APPENDIX A.

Copper Refined Actual Use Rates for Crops					
Crop		Maximum per Application Rate (lbs Cu ²⁺ /A) ¹	Maximum Annual Rate (lbs Cu ²⁺ /A) ²	Minimum Retreatment Interval ³	Notes
TREE FRUIT					
Pome Fruit (apple, loquat, pear, quince)	Fall, late dormant	8.0	16.0	n/a (only 1 application per season permitted)	
	Between silver-tip and green-tip	6.0		n/a (only 1 application per season permitted)	
	Bloom, growing season	1.5		5 days	
Atemoya, Sugar Apple (Annona)		3.15	12.6	7 days	
Avocado		3.15	18.9	14 days	
Banana		1.05	18.9	7 days	
Carambola		2.1	10.5	7 days	
Cherimoya (custard apple)		2.1	8.4	14 days	
Citrus (citron, grapefruit, kumquat, lemon, orange, pummelo, tangelo, tangerine, lime)		3.15	12.6	7 days	
Guava		1.23	4.92	7 days	
Mamey Sapote		2.1	8.4	14 days	
Mango		3.2	48.0	7 days	
Olive		6.0	18.0	30 days	
Papaya		2.63	21.2	7 days	
Persimmon		1.0	6.0	14 days	
Stone Fruit (apricot, cherry, nectarine, peach,	Dormant, late dormant, up to pink bud	8.0	18.0	7 days	

Copper Refined Actual Use Rates for Crops					
Crop		Maximum per Application Rate (lbs Cu²⁺/A)¹	Maximum Annual Rate (lbs Cu²⁺/A)²	Minimum Retreatment Interval³	Notes
plum, prune)	Bloom/ growing season	1.5		5 days	
TREE NUTS					
Almond	Dormant, late dormant	8.0	18.0	7 days	
	Bloom/ growing season	1.5		5 days	
Betel Nut (Guam)		0.75	8.25	7 days	
Cacao		2.25	15.75	14 days	
Chestnut		2.1	8.4	14 days	
Coffee		2.1	12.6	14 days	
Filbert		6.0	24	14 days	Permitted only in Washington State and Oregon
Litchi		1.23	4.92	7 days	
Macadamia		2.36	9.44	7 days	
Nutmeg		2.1	8.4	14 days	
Pecan, Pistachio		2.1	8.4	14 days	
Walnut		4.0	32.0	7 days	
FIELD CROPS					
Alfalfa		0.53	1.12	30 days	
Cereal Grains (barley, millet, oat, rye, sorghum, wheat)		0.53	1.06	10 days	
Clover		0.53	4.74	7 days	
Corn (Field Corn, Popcorn, Sweet Corn)		1.05	4.2	7 days	
Peanut		0.79	4.74	7 days	
Potato		2.5	25	5 days	

Copper Refined Actual Use Rates for Crops				
Crop	Maximum per Application Rate (lbs Cu ²⁺ /A) ¹	Maximum Annual Rate (lbs Cu ²⁺ /A) ²	Minimum Retreatment Interval ³	Notes
Soybean	0.79	4.74	7days	
Sugar Beet	1.31	7.86	10 days	
Sugarcane	0.53	1.06	10 days	
Tobacco	2.0	8.0	10 days	
SMALL FRUITS				
Brambles (aurora, blackberry, boysen, cascade, chehalem, dewberry, logan, marion, raspberry, santiam, thornless evergreen)	2.0	10.0	7 days	
Blueberry	2.1	8.4	7 days	
Cranberry	2.1	12.6	7 days	
Currant, Gooseberry (Ribes)	4.0	16.0	10 days	
Strawberry	1.5	8.19	7 days	
	1.0			
VEGETABLE				
Artichoke	0.53	2.65	7 days	
Asparagus	1.0	5.0	10 days	
Bean (Dry, Green)	0.79	4.74	7 days	
Beet (Table Beet, Beet Greens)	1.31	7.86	10 days	
Carrot	1.0	5.0	7 days	
Celery, Celeriac	1.0	5.3	7 days	
Chard	0.79	3.95	7 days	

Copper Refined Actual Use Rates for Crops				
Crop	Maximum per Application Rate (lbs Cu²⁺/A)¹	Maximum Annual Rate (lbs Cu²⁺/A)²	Minimum Retreatment Interval³	Notes
Crucifers (broccoli, brussel sprout, cabbage, cauliflower, Chinese cabbage, collard greens, kale, kohlrabi, mustard greens, turnip greens)	0.53	2.65	7 days	
Cucurbits (cantaloupe, casaba, chayote, citron melon, cucumber, gourd, honeydew, muskmelon, pumpkin, squash (summer and winter), watermelon, waxgourd)	1.05	5.25	5 days	
Eggplant	0.79	7.9	7 days	
Garlic	1.0	6.0	7 days	
Leek	1.0	6.0	7 days	
Lettuce (endive, escarole)	1.0	8.0	5 days	
Okra	1.05	5.25	5 days	
Onion	1.0	6.0	7 days	
Pea	0.79	3.95	7 days	
Pepper (bell, chili)	0.79	11.85	3 days	
Radish	1.31	7.86	10 days	
Rhubarb	0.79	3.95	7 days	
Rutabaga	1.31	7.86	10 days	
Shallot	1.0	6.0	7 days	
Spinach	0.79	3.95	7 days	
Tomato (processing)	0.53	17.4	3 days	
Tomato (fresh market)	1.6	8.0	3 days	
Turnip	1.31	7.86	10 days	
Watercress	0.53	2.12	7 days	

Copper Refined Actual Use Rates for Crops				
Crop	Maximum per Application Rate (lbs Cu²⁺/A)¹	Maximum Annual Rate (lbs Cu²⁺/A)²	Minimum Retreatment Interval³	Notes
VINES				
Grape	3.0	20.0	3 days	
Hops	0.53	2.65	10 days	
Kiwi	2.1	6.3	30 days	
Passion Fruit	2.36	9.44	7 days	
MISCELLANEOUS				
Chicory	1.31	7.86	10 days	
Chives	0.53	2.65	7 days	
Cinnamon	3.15	18.9	14 days	
Coriander	0.53	2.65	10 days	
Dill	0.79	3.95	7 days	
Ginseng	1.05	5.25	7 days	
Mint	0.53	2.65	10 days	
Parsley	1.0	2.0	10 days	
Rosemary	0.53	2.65	10 days	
Turfgrass	3.0	21.0	10 days	
ORNAMENTALS				
Lilies, Easter	2.5	75.0	7 days	Maximum pounds of metallic copper which may be applied in a 12 month period. Do not apply any additional copper pesticide to this land for 36 months.
All Other Ornamentals	2.0	20.0	7 days	
DIRECT AQUATIC RATES				
Sewer Line Treatment	0.5	2.0	6 months	

Copper Refined Actual Use Rates for Crops				
Crop	Maximum per Application Rate (lbs Cu²⁺/A)¹	Maximum Annual Rate (lbs Cu²⁺/A)²	Minimum Retreatment Interval³	Notes
Algae, cyanobacteria, aquatic weeds (Elodea spp., hydrilla, Potamogeton spp., irrigation canal weed, annual naiads) for all aquatic application sites	1 part per million (ppm)	n/a	14 days	No more than ½ of the water body may be treated at one time. If the treated water is to be used as a source of potable water, the metallic copper concentration must not exceed 1 ppm.
Schistosome-infected freshwater snail control	1.5 ppm	n/a	n/a	
Algae control in aquaculture when fish are present	0.4 ppm	n/a	n/a	
Tadpole shrimp in rice fields	2.5 ppm	n/a	n/a	
Leech control	1.5 ppm	n/a	n/a	

1 – Maximum pounds of metallic copper which may be applied to an acre for each application. Product labels must also include application rates described in liquid units or pounds of total product.

2 – Maximum amount of metallic copper which may be applied to an acre each calendar year. Lower single application rates at higher application frequencies may be used.

3 – Minimum number of days between each application.

APPENDIX B. Citations in Support of the Coppers RED

Data Supporting Guideline Requirements for the Reregistration of Coppers				
REQUIREMENT			USE PATTERN	CITATION(S)
<u>PRODUCT CHEMISTRY</u>				
New Guideline Number	Old Guideline Number			
830.1550	61-1	Product Identity and Composition	All	<u>Supplemental</u> 43363801 – PC 023401 43364301 – PC 023501 PC 008001 <u>Acceptable</u> 43364001 – PC 023503
830.1600	61-2A	Start. Mat. & Mnfg. Process	All	<u>Supplemental</u> 43363801 – PC 023401 43364301 – PC 023501 PC 008001 <u>Acceptable</u> 43364001 – PC 023503
830.1670	61-2B	Formation of Impurities	All	<u>Supplemental</u> 43363801 – PC 023401 43364301 – PC 023501 PC 008001 <u>Acceptable</u> 43364001 – PC 023503
830.1700	62-1	Preliminary Analysis	All	<u>Acceptable</u> 43363802 – PC 023401 43364302 – PC 008001, PC 023501 43364002 – PC 023503
830.1750	62-2	Certification of limits	All	<u>Supplemental</u> 43363803 – PC 023401 43364303 – PC 023501 PC 008001 <u>Acceptable</u> 43364003 – PC 023503
830.1800	62-3	Analytical Method	All	<u>Supplemental</u> 43363804 – PC 023401 43364304 – PC 023501 PC 008001 43364004 – PC 023503

830.6302	63-2	Color	All	<u>Acceptable</u> 43363805 – PC 023401 43364305 – PC 008001, PC 023501 43364005 – PC 023503
830.6303	63-3	Physical State	All	<u>Acceptable</u> 43363805 – PC 023401 43364305 – PC 008001, PC 023501 43364005 – PC 023503
830.6304	63-4	Odor	All	<u>Acceptable</u> 43363805 – PC 023401 43364305 – PC 008001, PC 023501 43364005 – PC 023503
830.7050	None	UV/Visible Absorption	All	<u>Acceptable</u> 43363805 – PC 023401 43364305 – PC 008001, PC 023501
830.7200	63-5	Melting Point	All	<u>Acceptable</u> 43363805 – PC 023401 43364305 – PC 008001, PC 023501 43364005 – PC 023503
830.7220	63-6	Boiling Point	All	<u>Acceptable</u> 43363805 – PC 023401 43364305 – PC 008001, PC 023501 43364005 – PC 023503
830.7300	63-7	Density	All	<u>Acceptable</u> 43363805 – PC 023401 43364305 – PC 008001, PC 023501 43364005 – PC 023503
830.7840 830.7860	63-8	Solubility	All	<u>Acceptable</u> 43363805 – PC 023401 43364305 – PC 008001, PC 023501 43364005 – PC 023503
830.7950	63-9	Vapor Pressure	All	<u>Acceptable</u> 43363805 – PC 023401 43364305 – PC 008001, PC 023501 43364005 – PC 023503

830.7370	63-10	Dissociation Constant	All	<u>Acceptable</u> 43363805 – PC 023401 43364305 – PC 008001, PC 023501 43364005 – PC 023503
830.7550	63-11	Octanol/Water Partition Coefficient	All	<u>Acceptable</u> 43363805 – PC 023401 43364305 – PC 008001, PC 023501 43364005 – PC 023503
830.7000	63-12	pH	All	<u>Acceptable</u> 43363805 – PC 023401 43364305 – PC 008001, PC 023501 43364005 – PC 023503
830.6313	63-13	Stability	All	<u>Acceptable</u> 43363805 – PC 023401 43364305 – PC 008001, PC 023501 43364005 – PC 023503
<u>ECOLOGICAL EFFECTS</u>				
850.2100	71-1	Avian Acute Oral Toxicity	All	00067456, 00106120
850.2200	71-2A	Avian Dietary Toxicity - Quail	All	00134362
850.2200	71-2B	Avian Dietary Toxicity - Duck	All	00099587
850.2400	71-3	Wild Mammal Toxicity	All	none
850.2300	71-4A	Avian Reproduction - Quail	All	43338001
850.2300	71-4B	Avian Reproduction - Duck	All	43396301
850.1075	72-1A	Fish Toxicity Bluegill	All	none
850.1075	72-1C	Fish Toxicity Rainbow Trout	All	<i>Onchorynchus</i> (salmonids) - BLM <i>Pimephales promelas</i> (fathead minnow) - BLM
850.1010	72-2A	Invertebrate Toxicity	All	<i>Daphnia magna</i> - BLM
850.1075	72-3A	Estuarine/Marine Toxicity - Fish	All	summer flounder (<i>Paralichthys dentatus</i>)- BLM
850.1025	72-3B	Estuarine/Marine Toxicity - Mollusk	All	mussel (<i>Mytilus</i>)- BLM
850.1035 850.1045	72-3C	Estuarine/Marine Toxicity - Shrimp	All	none
850.1400	72-4A	Fish- Early Life Stage	All	none
850.1300 850.1350	72-4B	Estuarine/Marine Invertebrate Life Cycle	All	none
850.1500	72-5	Life Cycle Fish	All	none
850.4225	123-1A	Seed Germ./ Seedling Emergence	All	none

850.4250	123-1B	Vegetative Vigor	All	44317, 40559 (from ECOTOX database)
850.4400	123-2	Aquatic Plant Growth	All	43363601 43363602 43363603 43363604 43363605
<u>TOXICOLOGY</u>				
870.1100	81-1	Acute Oral Toxicity-Rat	All	43769501 – PC 008001 41889302 – PC 022901 41421602 – PC 023401 00155931 – PC 023501 43396201 – PC 024401 00162424 – PC 022501 41502401 – PC 042401 00078971 – PC 025601 41759301 – PC 024403 41759201 – PC 024407 43643701 – PC 023102 43947504 – PC 023306
870.1200	81-2	Acute Dermal Toxicity-Rabbit/Rat	All	43769502 – PC 008001 00159371 and 00152505 – PC 023401 43452201 – PC 024401 00150641 – PC 022501 41502402 – PC 042401 00078972 – PC 025601 41759302 – PC 024403 41759202 – PC 024407 43643702 – PC 023102 43947505 – PC 023306
870.1300	81-3	Acute Inhalation Toxicity-Rat	All	00160580 – PC 023401 00155932 – PC 023501 00156396 – PC 022501 41502403 – PC 042401 42240303 – PC 025601 42130001 – PC 024407 43970201 – PC 023306

870.2400	81-4	Primary Eye Irritation-Rabbit	All	43769503 – PC 008001 41889301 – PC 022901 00155934 – PC 023501 43396201 – PC 024401 00126194 – PC 022501 41502404 – PC 042401 00078974 – PC 025601 41759303 – PC 024403 41759204 – PC 024407 43937506 – PC 023306
870.2500	81-5	Primary Skin Irritation	All	43769504 – PC 008001 00155935 – PC 023501 43396201 – PC 024401 00126194 – PC 022501 41502405 – PC 042401 00078970 – PC 025601 41759304 – PC 024403 41759204 – PC 024407 00155896 – PC 023102 40834604 – PC 023104
870.2600	81-6	Dermal Sensitization	All	00155936 – PC 023501 00152166 – PC 022501 41502406 – PC 042401 00078970 – PC 025601 42130002 – PC 024407 44116101 – PC 023104
870.3100	82-1A	90-Day Feeding - Rodent	All	00058020 and 00075116 – PC 024401
870.3200	82-2	21-Day Dermal - Rabbit/Rat	All	44127507 – PC 024403 44127507 – PC 024407
870.3700	83-3A	Developmental Toxicity - Rat	All	44127507 – PC 024407 44127506 – PC 024403
870.3700	83-3B	Developmental Toxicity - Rabbit	All	46377501, 2 – PC 023401
870.5140	84-2A	Gene Mutation (Ames Test)	All	00085218 – PC 024401
870.7485	85-1	General Metabolism	All	00062085 – PC 024401
<u>ENVIRONMENTAL FATE</u>				
835.2120	161-1	Hydrolysis	All	Not applicable*
835.2240	161-2	Photodegradation - Water	All	Not applicable*
835.2410	161-3	Photodegradation - Soil	All	Not applicable*
835.2370	161-4	Photodegradation - Air	All	Not applicable*
835.4100	162-1	Aerobic Soil Metabolism	All	Not applicable*
835.4200	162-2	Anaerobic Soil Metabolism	All	Not applicable*

835.4400	162-3	Anaerobic Aquatic Metabolism	All	Not applicable*
835.4300	162-4	Aerobic Aquatic Metabolism	All	Not applicable*
835.1240	163-1	Leaching/Adsorption/Desorption	All	Jones and Hetrick, 1991
None	165-4	Bioaccumulation in Fish Aquatic field dissipation	All	MRID 00099539, 00062074, 411890-01)
<u>OTHER</u>				
850.3020	141-1	Honey Bee Acute Contact	All	40764701, 2 – PC 023401

* = Copper is an element and will not be affected by these processes; thus, these studies are not required.

APPENDIX C. Technical Support Documents

Additional documentation in support of the coppers RED is maintained in the OPP Regulatory Public Docket, located in Room S-4400 One Potomac Yard (South Building), 2777 S. Crystal Drive, Arlington, VA. It is open from Monday through Friday, excluding legal holidays, from 8:30 a.m. to 4:00 p.m. All documents may be viewed in the OPP Docket room or viewed and/or downloaded via the Internet at <http://www.regulations.gov>. The Agency's documents in support of this Red include the following:

1. U.S. EPA. Coppers: Revised Human Health Chapter of the Reregistration Eligibility Decision Document (RED). Reregistration Case numbers 0636, 0649, 4025 and 4026," dated June 19, 2006. Memorandum from Reaves, E. et al to Louie, R.
2. U.S. EPA. Error Corrections for the Ecological Risk Assessment for Re-Registration of copper sulfate (case #0636), group II copper compounds (case #0649), and copper salts (case #0649) for use on crops and as direct water applications. June 15, 2005. Memorandum from Doelling Brown, P. and Hetrick, J. to Louie, R.
3. U.S. EPA. Typical Application Information for Copper Products for Algaecide, Aquatic Herbicide, Molluscicide, Leech, and Tadpole Shrimp Control. February 15, 2006. Memorandum from Phillips, W. to Louie, R.
4. U.S. EPA. Addendum to the Memorandum "Typical Application Information for Copper Products for Algaecide, Aquatic Herbicide, Molluscicide, Leech, and Tadpole Shrimp Control." April 26, 2006. Memorandum from Phillips, W. to Louie, R.
5. U.S. EPA. Copper Alternatives Analysis for the Primary Aquatic Uses. June 15, 2006. Memorandum from Phillips, W. and Costello, K. to Louie, R.
6. U.S. EPA. Overview of the Agricultural Uses of Copper Group II Pesticides and Their Alternatives. June 28, 2006. Memorandum from Michell, R. and Lee, A. to Louie, R.

APPENDIX D. Bibliography

- 43363801 Landis, W. (1994) Copper Hydroxide: Product Identity and Disclosure of Ingredients, Including Manufacturing Process and Discussion of Formation of Impurities. Unpublished study prepared by Copper Sulfate Task Force. 28 p.
- 58020 Applied Biochemists, Incorporated (1971) Copper in Stock and Wildlife Watering. (Unpublished study received Oct 22, 1976 under 8959-11; CDL:226389-D)
- 62074 Nelson, J.L.; Bruns, V.F.; Coutant, C.C.; et al. (1969) Behavior and reactions of Copper sulfate in an irrigation canal. *Pesticides Monitoring Journal* 3(3):186-189. (Available from: Superintendent of Documents, U.S. Government Printing Office, published study; CDL:228175-I)
- 62085 Lal, S.; Sourkes, T.L. (1971) Deposition of Copper in rat tissues - the effect of dose and duration of administration of Copper sulfate. *Toxicology and Applied Pharmacology* 20:269-283. (Also In unpublished submission received Aug 25, 1976 under 37952-1; submitted by Canadian Metafina Chemicals, New Westminster, British Columbia; CDL:228175-T)
- 67456 WARF Institute, Incorporated (1977) Report: WARF Institute No. 7020979. (Unpublished study received Jul 11, 1977 under 1109-7; submitted by Cities Service Co., Atlanta, Ga.; CDL: 230839-C)
- 75116 National Academy of Sciences (1977) Copper in animals. In *Copper*. By author. N.P. (Available from: National Technical Information Service, Springfield, VA; for Environmental Protection Agency; published study; CDL:243555-E)
- 78970 Auletta, C.S.; Hogan, G.K.; Hodge, P.S.; et al. (1981) A Dermal Sensitization Study in Guinea Pigs: Project No. 6588-81. (Unpublished study received Jul 21, 1981 under 46197-1; prepared by Bio/dynamics, Inc., submitted by Kansai Paint Co., Ltd., Rahway, N.J.; CDL:245650-A)
- 78971 Auletta, C.S.; Hodge, P.S.; Erickson, J.; et al. (1981) Acute Oral Toxicity Study in Rats: Project No. 6580-81. (Unpublished study received Jul 21, 1981 under 46197-1; prepared by Bio/dynamics, Inc., submitted by Kansai Paint Co., Ltd., Rahway, N.J.; CDL: 245650-B)
- 78972 Auletta, C.S.; Hodge, P.S.; Erickson, J.; et al. (1981) Primary Dermal Irritation Study in Rabbits: Project No. 6583-81. (Unpublished study received Jul 21, 1981 under 46197-1; prepared by Bio/dynamics, Inc., submitted by Kansai Paint Co., Ltd., Rahway, N.J.; CDL:245650-C)

- 78974 Auletta, C.S.; Hodge, P.S.; Erickson, J.; et al. (1981) Eye Irritation Study in Rabbits: Project No. 6582-81. (Unpublished study received Jul 21, 1981 under 46197-1; prepared by Bio/dynamics, Inc., submitted by Kansai Paint Co., Ltd., Rahway, N.J.; CDL: 245650-E)
- 85218 Lemma, A.; Ames, B.N. (1975) Screening for mutagenic activity of some molluscicides. Transactions of the Royal Society of Tropical Medicine and Hygiene 69(1):167-168. (Also In unpublished submission received Dec 8, 1977 under 464-431; submitted by Dow Chemical U.S.A., Midland, Mich.; CDL:232666-Q)
- 99539 Deubert, K.; Demoranville, I. (1970) Copper sulfate in flooded cranberry bogs. Pesticides Monitoring Journal 4(1):11-13. (Available from: Superintendent of Documents, U.S. Government Printing Office, Washington, DC 20402; published study; CDL: 228173-T)
- 99587 Fink, R.; Reno, F. (1974) Final Report: Eight-day Dietary LC₅₀ - Mallard Ducks: TriBasic Copper Sulfate: Project No. 811-104. (Unpublished study received Mar 22, 1974) prepared by Environmental Sciences Corp. and Truslow Farms, submitted by Cities Service Co., Atlanta, GA; CDL:235522-A)
- 106120 Warf Institute, Inc. (1977) Report: Warf Institute No. 7012485. (Unpublished study received Jul 11, 1977 under 1109-13; submitted by Cities Service Co., Atlanta, GA; CDL:233920-A)
- 126194 Phillips, A.; Spalding, T. (1982) Toxicity Study: Lacco Copper Oxychloride Sulfate 50% Sprayable Fungicide: NVP No. X2J016. (Unpublished study received Feb 8, 1983 under 962-342; prepared by Northview Pacific Laboratories, Inc., submitted by Los Angeles Chemical Co., South Gate, CA; CDL:249611-A)
- 126194 Phillips, A.; Spalding, T. (1982) Toxicity Study: Lacco Copper Oxy Chloride Sulfate 50% Sprayable Fungicide: NVP No. X2J016. (Unpublished study received Feb 8, 1983 under 962-342; prepared by Northview Pacific Laboratories, Inc., submitted by Los Angeles Chemical Co., South Gate, CA; CDL:249611-A)
- 134362 Fink, R.; Reno, F. (1974) Eight-day Dietary LC₅₀-Bobwhite Quail: Tribasic Copper Sulfate: Project No. 811-103. Final rept. (Unpublished study received Mar 22, 1974 under 1109-13; prepared by Hazleton Laboratories, Inc., submitted by Tennessee Chemical Co., Atlanta, GA; CDL:223695-B)
- 150641 Majnarich, J. (1984) Acute Dermal Toxicity of "Copper Control". Unpublished study prepared by BioMed Research Laboratories, Inc. 14 p.
- 152166 Majnarich, J. (1984) Dermal Sensitization Study of "Copper Control": Series 81-6. Unpublished study prepared by BioMed Research Laboratories, Inc. 4 p.

- 152505 Galloway, C. (1984) Rabbit Acute Dermal Toxicity: Cupric Hydroxide: Project No. 3480-84. Unpublished study prepared by Stillmeadow, Inc. 9 p.
- 155896 Berlin, C. (1985) Skin Irritation Test - EPA (of M-Gard, S-520 on Rabbits): Lab No. 2778. Unpublished study prepared by Applied Biological Sciences Laboratory, Inc. 17 p.
- 155931 Rosenfeld, G. (1984) Acute Oral Toxicity Study in Rats: Copper Oxychloride Technical: C.S.E. #S8687-4: Study #1144A. Unpublished study prepared by Cosmopolitan Safety Evaluation, Inc. 29 p.
- 155932 Rosenfeld, G. (1984) Acute Inhalation Toxicity Study in Rats: Copper Oxychloride Technical: C.S.E. #S8687-4: Study #1144C. Unpublished study prepared by Cosmopolitan Safety Evaluation, Inc. 31 p.
- 155934 Rosenfeld, G. (1984) Primary Eye Irritation Study in Rabbits: Copper Oxychloride Technical: C.S.E. #S8687-4: Study #1144D. Unpublished study prepared by Cosmopolitan Safety Evaluation, Inc. 23 p.
- 155935 Rosenfeld, G. (1984) Primary Dermal Irritation Study in Rabbits: Copper Oxychloride Technical: C.S.E. #S8687-4: Study #1144E. Unpublished study prepared by Cosmopolitan Safety Evaluation, Inc. 13 p.
- 155936 Rosenfeld, G. (1984) Guinea Pig Sensitization Study (Buehler): Copper Oxychloride Technical: C.S.E. #S8687-4: Study #1144F. Unpublished study prepared by Cosmopolitan Safety Evaluation, Inc. 15 p.
- 156395 Rosenfeld, G. (1984) Primary Dermal Irritation Study in Rabbits; Test Article: Copper Oxychloride 3# Flowable Concentrate: C.S.E. #S8687-3: Study No.1143E. Unpublished study prepared by prepared by Cosmopolitan Safety Evaluation (C.S.E.), Inc. 13 p.
- 159371 Deenihan, M. (1985) Acute Oral Toxicity (LD₅₀); Acute Dermal Toxicity; Primary Skin Irritation; Primary Eye Irritation: NVP Report No. X5J030G. Unpublished study prepared by Northview Pacific Laboratories, Inc. 33 p.
- 160580 Newton, P. (1986) Four Hour Acute Dust Aerosol Inhalation Toxicity Study in Rats of Copper Hydroxide Formulated - 50% Cu: Study No. 420-2611. Unpublished study prepared by American Biogenics Corp. 47 p.
- 162424 Collier, T.; Wilson, J. (1985) OECD Acute Oral Toxicity Test: Determination of the Acute Oral Median Lethal Dose (LD₅₀) of Copper Nordox Fungicide in the Rat: Experiment No. 297/8404. Unpublished study prepared by Safepharm Laboratories, Ltd. 28 p.

- 40764701 Hoxter, K. (1988) Copper Hydroxide: An Acute Contact Toxicity Study with the Honey Bee: Wildlife International Ltd. Project No. 190- 140. Unpublished study prepared by Wildlife International Ltd. 14 p.
- 40764702 Hoxter, K. (1988) Copper Ammonium Complex: An Acute Contact Toxicity Study with the Honey Bee: Wildlife International Ltd. Project No. 190-141. Unpublished study prepared by Wildlife International Ltd. 14 p.
- 40834603 Cuthbert, J.; Carr, S. (1988) Cuprous Thiocyanate: Magnusson-kligman Maximisation Test in Guinea Pigs: IRI Project No. 239623. Unpublished study prepared by Inveresk Research International. 22 p.
- 41189001 Hosmer, A.; Beaver, J.; Brantly, T. (1988) An Aquatic Sediment Dissipation Study of Copper Sulfate in the Hillsborough Reservoir, Florida: Project ID 241-101. Unpublished study prepared by Wildlife International LTD. 482 p.
- 41421602 Rush, R. (1989) Acute Oral Toxicity Study in Rats with GX-240 LF (I): Lab Project Number: 3159.81. Unpublished study prepared by Springborn Life Sciences, Inc. 75
- 41502401 Kuhn, J. (1989) Acute Oral Toxicity Study in Rats: OG-9219 Copper Oxide: Lab Project Number: 6602-89. Unpublished study prepared by Stillmeadow, Inc. 11 p.
- 41502402 Kuhn, J. (1989) Acute Dermal Toxicity Study in Rabbits: OG-9219 Cooper Oxide: Lab Project Number: 6603-89. Unpublished study prepared by Stillmeadow, Inc. 12 p.
- 41502403 Holbert, M. (1990) Acute Inhalation Toxicity Study in Rats: Cupric Oxide OG-0014: Lab Project Number: 6844-90. Unpublished study prepared by Stillmeadow, Inc. 17 p.
- 41502404 Kuhn, J. (1989) Primary Eye Irritation Study in Rabbits: OG-9219 Copper Oxide: Lab Project Number: 6604-89. Unpublished study prepared by Stillmeadow, Inc. 18 p.
- 41502405 Kuhn, J. (1989) Primary Dermal Irritation Study in Rabbits: OG-9219 Copper Oxide: Lab Project Number: 6605-89. Unpublished study prepared by Stillmeadow, Inc. 12 p.
- 41502406 Kuhn, J. (1990) Dermal Sensitization Study in Guinea Pigs: Cupric Oxide OG-0014: Lab Project Number: 6843-90. Unpublished study prepared by Stillmeadow, Inc. 18 p.
- 41759201 Rush, R. (1990) Acute Oral Toxicity in Rats with Komeen: Lab Project Number: 3236.5. Unpublished study prepared by Springborn Labs, Inc. 62 p.

- 41759202 Rush, R. (1990) Acute Dermal Toxicity Study in Rabbits with Komeen: Lab Project Number: 3236. 6. Unpublished study prepared by Springborn Labs, Inc. 26 p.
- 41759203 Rush, R. (1990) Primary Skin Irritation Study in Rabbits with Komeen: Lab Project Number: 32326.8. Unpublished study prepared by Springborn Laboratories, Inc. 19 p.
- 41759204 Rush, R. (1990) Primary Eye Irritation Study in Rabbits with Komeen: Lab Project Number: 3236.7. Unpublished study prepared by Springborn Laboratories, Inc. 25 p.
- 41759301 Rush, R. (1990) Acute Oral Toxicity Study in Rats with K-Tea: Lab Project Number: 3236.1. Unpublished study prepared by Springborn Labs, Inc. 59 p.
- 41759302 Rush, R. (1990) Acute Dermal Toxicity Study in Rabbits with K-Tea: Lab Project Number: 3236.2. Unpublished study prepared by Springborn Labs, Inc. 28 p.
- 41759303 Rush, R. (1990) Primary Eye Irritation Study in Rabbits with K-Tea: Lab Project Number: 3236.3. Unpublished study prepared by Springborn Labs, Inc. 25 p.
- 41759304 Rush, R. (1990) Primary Skin Irritation Study in Rabbits with K-Tea: Lab Project Number: 3236.4. Unpublished study prepared by Springborn Labs, Inc. 19 p.
- 41889301 O'Meara, R. (1991) Acute Toxicology Testing (Primary Eye Irritation): Copper Carbonate Light: Lab Project Number: X0L068G. Unpublished study prepared by Northview Pacific Laboratories, Inc. 15 p.
- 41889302 Hendrick, B. (1990) Acute Toxicology Testing (Acute Dermal Toxicity and Primary Irritation: Rabbits): Copper Carbonate: Lab Project Number: X0G143G. Unpublished study prepared by Northview Pacific Laboratories, Inc. 17 p.
- 42130001 Rush, R. (1991) Acute Inhalation Toxicity Study in Rats with Komeen: Lab Project Number: 3159.95. Unpublished study prepared by Springborn Labs, Inc. 99 p.
- 42130002 James, C. (1991) Guinea Pig Sensitization Study-Buehler Method Using Test Article Komeen: Lab Project Number: 66244-15. Unpublished study prepared by Arthur D. Little, Inc. 34 p.
- 42240303 Shapiro, R. (1992) EPA Acute Inhalation-Defined LC₅₀ in Rats: Cuprous Oxide, Lot #05109010: Lab Project Number: T-1169. Unpublished study prepared by Product Safety Labs. 63 p.

- 42957802 Hagemann, (?) (1990) 28 Day Repeated Dose Dermal Toxicity Study in the Rat: Lab Project Number: 911205: CGA 281881: Final Report: Lab No. 911205. Unpublished study prepared by Ciba-Geigy Limited. 178 p.
- 43338001 Redgrave, V. (1994) Copper Oxychloride Sulfate and Copper Hydroxide: Effects on Reproduction in the Bobwhite Quail After Dietary Administration: Lab Project Number: CSF/6: CSF/6/942180. Unpublished study prepared by Huntingdon Research Centre Ltd. 208 p.
- 43363601 Bell, G. (1994) Copper Sulfate Pentahydrate: Algal Growth Inhibition (*Navicula pelliculosa*): Lab Project Number: CSF 7(D)/941118: CSF 7(D). Unpublished study prepared by Huntingdon Research Centre Ltd. 32 p.
- 43363602 Bell, G. (1994) Copper Sulfate Pentahydrate: Algal Growth Inhibition (*Anabaena flos-aquae*): Lab Project Number: CSF 7(C)/ 941123: CSF 7(C). Unpublished study prepared by Huntingdon Research Centre Ltd. 31 p.
- 43363603 Bell, G. (1994) Copper Sulfate Pentahydrate: Algal Growth Inhibition (*Selenastrum capricornutum*): Lab Project Number: CSF 7(B)/941112: CSF 7(B). Unpublished study prepared by Huntingdon Research Centre Ltd. 31 p.
- 43363604 Bell, G. (1994) Copper Sulfate Pentahydrate: Higher Plant (*Lemna*) Growth Inhibition Test: Lab Project Number: CSF 7(A)/941127: CSF 7(A). Unpublished study prepared by Huntingdon Research Centre Ltd. 30 p.
- 43363605 Bell, G. (1994) Copper Sulfate Pentahydrate Algal Growth Inhibition (*Skeletonema costatum*): Lab Project Number: CSF 7(E)/941129: CSF 7(E). Unpublished study prepared by Huntingdon Research Centre Ltd. 33 p.
- 43363802 Lumsden, A.; Mullee, D.; Bradburn, N. et al. (1994) Copper (II) Hydroxide: Preliminary Analysis: Lab Project Number: 605/3. Unpublished study prepared by Safepharm Lab., Ltd. 88 p. September 8, 1994.
- 43363803 Landis, W. (1994) Copper Hydroxide: Certification of Limits. Unpublished study prepared by Copper Sulfate Task Force. 7 p. September 8, 1994.
- 43363804 Landis, W. (1994) Copper Hydroxide: Determination of Copper Content in Copper Salts. Unpublished study prepared by Copper Sulfate Task Force. 7 p. September 8, 1994.
- 43363805 Landis, W. (1994) Copper Hydroxide: Physical and Chemical Characteristics. Unpublished study prepared by Copper Sulfate Task Force. 25 p. September 8, 1994.

- 43364001 Landis, W. (1994) Copper Oxychloride Sulfate: Product Identity and Disclosure of Ingredients, Including Manufacturing Process and Discussion of Formation of Impurities. Unpublished study prepared by Copper Sulfate Task Force. 24 p. September 8, 1994.
- 43364002 Lumsden, A.; Mullee, D.; Bradburn, N. et al. (1994) Copper Oxychloride Sulfate: Preliminary Analysis. Unpublished study prepared by Safepharm Labs. Ltd. 59 p. September 8, 1994.
- 43364003 Landis, W. (1994) Copper Oxychloride Sulfate: Certification of Limits. Unpublished study prepared by Copper Sulfate Task Force. 7 p. September 8, 1994.
- 43364004 Landis, W. (1994) Copper Oxychloride Sulfate: Determination of Copper Content in Copper Salts. Unpublished study prepared by Copper Sulfate Task Force. 5 p. September 8, 1994.
- 43364005 Landis, W. (1994) Copper Oxychloride Sulfate: Determination of Copper Content in Copper Salts. Unpublished study prepared by Copper Sulfate Task Force. 14 p.
- 43364301 Landis, W. (1994) Basic Copper Chloride (Copper Oxychloride): Product Identity and Disclosure of Ingredients, Including Manufacturing Process and Discussion of Formation of Impurities. Unpublished study prepared by Copper Sulfate Task Force. 22 p. September 8, 1994.
- 43364302 Mullee, D.; Bartlett, A. (1994) Basic Copper Chloride: Preliminary Analysis: Lab Project Number: 605/6. Unpublished study prepared by Safepharm Labs Ltd. 56 p. September 8, 1994.
- 43364303 Landis, W. (1994) Basic Copper Chloride: Copper Oxychloride Certification of Limits. Unpublished study prepared by Copper Sulfate Task Force. 7 p. September 8, 1994.
- 43364304 Landis, W. (1994) Basic Copper Chloride: (Copper Oxychloride) Determination of Copper Content in Copper Salts. Unpublished study prepared by Copper Sulfate Task Force. 5 p. September 8, 1994.
- 43364305 Landis, W. (1994) Basic Copper Chloride: (Copper Oxychloride) Physical and Chemical Characteristics. Unpublished study prepared by Copper Sulfate Task Force. 12 p.
- 43396201 Deenihan, M. (1987) Fine 20 Copper Sulfate Pentahydrate-Acute Toxicology Testing: Lab Project Number: X7G040G. Unpublished study prepared by Northview Pacific Labs, Inc. 48 p.

- 43396201 Deenihan, M. (1987) Fine 20 Copper Sulfate Pentahydrate-Acute Toxicology Testing: Lab Project Number: X7G040G. Unpublished study prepared by Northview Pacific Labs, Inc. 48 p.
- 43396201 Deenihan, M. (1987) Fine 20 Copper Sulfate Pentahydrate-Acute Toxicology Testing: Lab Project Number: X7G040G. Unpublished study prepared by Northview Pacific Labs, Inc. 48 p.
- 43396301 Redgrave, V. (1994) Copper Oxychloride Sulfate and Copper Hydroxide: Effects on Reproduction in the Mallard Duck After Dietary Administration: Lab Project Number: CSF/5: CSF 5/942114. Unpublished study prepared by Huntingdon Research Centre, Ltd. 177 p.
- 43452201 Brammer, A. (1994) Butylate: Subchronic Neurotoxicity Study in Rats: Lab Project Number: CTL/P/4423: PR0970. Unpublished study prepared by Zeneca Central Toxicology Lab. 304 p.
- 43558501 Driscoll, R. (1993) Oxine Copper Technical (K-37): Acute Dermal Toxicity (Limit Test) in the Rat: Lab Project Number: 386/39. Unpublished study prepared by Safepharm Labs., Ltd. 16 p.
- 43642701 Kuhn, J. (1995) (Inert Ingredient) Acute Oral Toxicity Study in Mice: Final Report: Lab Project Number: 1910-95. Unpublished study prepared by Stillmeadow, Inc. 25 p.
- 43643702 Kuhn, J. (1992) Acute Dermal Toxicity Study in Rabbits: A00101 8% Copper Naphthenate: Lab Project Number: 9543-92. Unpublished study prepared by Stillmeadow Inc. 24 p.
- 43769501 Luperi, L. (1989) Acute Oral Toxicity in Rats: Test Substance: Copper Oxychloride Technical (Basic Copper Chloride): Lab Project Number: 128001-ST-01487. Unpublished study prepared by Life Science Research. 71 p.
- 43769502 Luperi, L. (1989) Acute Dermal Toxicity in Rabbits: Test Substance: Copper Oxychloride Technical: (Basic Copper Chloride): Lab Project Number: 128004-ST-01787. Unpublished study prepared by Life Science Research. 56 p.
- 43769503 Luperi, L. (1989) Acute Eye Irritation in Rabbits: Test Substance: Copper Oxychloride Technical: (Basic Copper Chloride): Lab Project Number: 128003-ST-01687. Unpublished study prepared by Life Science Research. 48 p.
- 43769504 Luperi, L. (1989) Primary Skin Irritation in Rabbits: Test Substance: Copper Oxychloride Technical: (Basic Copper Chloride): Lab Project Number: 128002-ST-01587. Unpublished study prepared by Life Science Research. 36 p.

- 43947504 Rijcken, W. (1995) NEU1140F End-Use Product: Toxicology Data: Acute Oral Toxicity Study (in Rats): Lab Project Number: 154801: 50778. Unpublished study prepared by NOTOX 16. p.
- 43947505 Rijcken, W. (1995) NEU1140F End-Use Product: Toxicology Data: Acute Dermal Toxicity Study (in Rat): Lab Project Number: 154812: 50778. Unpublished study prepared by NOTOX. 16 p.
- 43970201 Grunert, B. (1996) Acute Inhalation Toxicity Study (in Rats): NEU1140F End-Use Product: Lab Project Number: 95 10 42 197. Unpublished study prepared by BioChem GmbH. 56 p.
- 44116101 Rijcken, W. (1996) Assessment of Contact Hypersensitivity to NEU1140F in the Albino Guinea Pig (Maximization-Test): Lab Project Number: 171271: NOTOX PROJECT 171271: NEU 1140 F. Unpublished study prepared by Notox. 21 p.
- 44127506 Stump, D. (1996) A Developmental Toxicity Screening Study of K-Tea and Komeen in Rats: Final Report: Lab Project Number: WIL-157014: 95-030. Unpublished study prepared by WIL Research Labs, Inc. 359 p.
- 44127507 Kiplinger, G. (1996) A 12-Day Dermal Range-Finding Study of K-Tea and Komeen in Rats: Final Report: Lab Project Number: WIL-157013: 95-030. Unpublished study prepared by WIL Research Labs, Inc. 165 p.
- 46377501 Munley, S. (2003) Copper Hydroxide: Pilot Developmental Toxicity Study in Rabbits. Project Number: DUPONT/11861, 14341, HN/25562. Unpublished study prepared by E.I. Du Pont de Nemours & Co., Inc. 107 p.
- 46377502 Munley, S. (2003) Copper Hydroxide: Developmental Toxicity Study in Rabbits. Project Number: DUPONT/11862, 14341. Unpublished study prepared by E.I. DuPont de Nemours & Co., Inc. 162 p.

APPENDIX E. Generic Data Call-In

In support of the coppers RED, the Agency determined that the database were substantially complete based on available databases, accepted study submissions, and open literature sources. Thus, no additional generic data are needed at this time and a generic data call-in will not be issued in support of this RED.

APPENDIX F. Product Data Call-In (PDCI)

The following product data call-in reflects all product-specific data that are required from the respective registrants that wish to maintain their product registrations. Because all data requirements are the same for each respective AI, an example PDCI for only one AI is included in this document. Table 27 shows the list of AIs affected by this PDCI.

Table 27. List of Copper Compounds Affected by the PDCI			
Case	Chemical Name	EPA PC Code	C.A.S. Number
Copper Sulfates #0636	Basic Copper Sulfate	008101	1344-73-6
	Copper Sulfate Pentahydrate	024401	7758-99-8
Group II Copper Compounds #0649	Copper Chloride	008001	1332-40-7
	Copper Ammonium Carbonate	022703	33113-08-5
	Basic Copper Carbonate	022901	1184-64-1
	Copper Hydroxide	023401	20427-59-2
	Copper Oxychloride	023501	1332-65-6
	Copper Oxychloride Sulfate	023503	8012-69-9
	Copper Ammonia Complex	022702	16828-95-8
	Chelates of Copper Copper Gluconate	023305	814-91-5
	Copper Salts of Fatty and Rosin Acids	023104	9007-39-0
Copper Salts #4026	Copper Ethylenediamine	024407	13426-91-0
	Copper Triethanolamine Complex	024403	82027-59-6
Other Copper Compounds	Copper Octanoate	023306	20543-04-8
	Copper Ethanolamine Complex	024409	14215-52-2

United States Environmental Protection
Agency Washington, D.C. 20460
DATA CALL-IN RESPONSE

OMB Approval 2070-0107
OMB Approval 2070-0057

INSTRUCTIONS: Please type or print in ink. Please read carefully the attached instructions and supply the information requested on this form. Use additional sheet(s) if necessary.

1. Company Name and Address SAMPLE COMPANY NO STREET ADDRESS NO CITY, XX 00000		2. Case # and Name 0649 Copper Compounds: Grp II Chemical # and Name 008001 Basic copper chloride		3. Date and Type of DCI and Number DD-MMM-YYYY PRODUCT SPECIFIC ID # PDCI-008001-NNNN	
4. EPA Product Registration	5. I wish to cancel this product registration voluntarily	6. Generic Data		7. Product Specific Data	
		6a. I am claiming a Generic Data Exemption because I obtain the active ingredient from the source EPA registration number listed below.	6b. I agree to satisfy Generic Data requirements as indicated on the attached form entitled "Requirements Status and Registrant's Response."	7a. My product is an MUP and I agree to satisfy the MUP requirements on the attached form entitled "Requirements Status and Registrant's Response."	7b. My product is an EUP and I agree to satisfy the EUP requirements on the attached form entitled "Requirements Status and Registrant's Response."
NNNNNN-NNNN		N.A.	N.A.		
8. Certification I certify that the statements made on this form and all attachments are true, accurate, and complete. I acknowledge that any knowingly false or misleading statement may be punishable by fine, imprisonment or both under applicable law. Signature and Title of Company's Authorized Representative_____				Date	
10. Name of Company				11. Phone Number	

United States Environmental Protection
Agency Washington, D.C. 20460
REQUIREMENTS STATUS AND REGISTRANT'S RESPONSE

OMB Approval 2070-0107
OMB Approval 2070-0057

INSTRUCTIONS: Please type or print in ink. Please read carefully the attached instructions and supply the information requested on this form. Use additional sheet(s) if necessary.

1. Company Name and Address SAMPLE COMPANY NO STREET ADDRESS NO CITY, XX 00000		2. Case # and Name 0649 Copper Compounds: Grp II EPA Reg. No. NNNNNN-NNNNN			3. Date and Type of DCI and Number DD-MMM-YYYY PRODUCT SPECIFIC ID # PDCI-008001-NNNN				
4. Guideline Requirement Number	5. Study Title	P R O T O C O L	Progress Reports			6. Use Pattern	7. Test Substance	8. Time Frame (Months)	9. Registrant Response
			1	2	3				
	Product Chemistry Data Requirements (Conventional Chemical)								
830.1550	Product Identity and composition (10)					A, B, C, D, E, F, G, H, I, J, K, L, M, N, O	TGAI/MP/EP	8	
830.1600	Description of materials used to produce the product (11)					A, B, C, D, E, F, G, H, I, J, K, L, M, N, O	TGAI/MP/EP	8	
830.1620	Description of production process (12)					A, B, C, D, E, F, G, H, I, J, K, L, M, N, O	TGAI	8	
830.1650	Description of formulation process (13)					A, B, C, D, E, F, G, H, I, J, K, L, M, N, O	MP/EP	8	
830.1670	Discussion of formation of impurities (14)					A, B, C, D, E, F, G, H, I, J, K, L, M, N, O	TGAI/MP/EP	8	
830.1700	Preliminary analysis (15 ,16 ,17)					A, B, C, D, E, F, G, H, I, J, K, L, M, N, O	TGAI	8	
830.1750	Certified limits (18 ,19)					A, B, C, D, E, F, G, H, I, J, K, L, M, N, O	TGAI/MP/EP	8	
830.1800	Enforcement analytical method (20)					A, B, C, D, E, F, G, H, I, J, K, L, M, N, O	TGAI/MP/EP	8	
830.6302	Color (21)					A, B, C, D, E, F, G, H, I, J, K, L, M, N, O	TGAI/MP/EP	8	
830.6303	Physical state (22)					A, B, C, D, E, F, G, H, I, J, K, L, M, N, O	TGAI/MP/EP	8	
830.6304	Odor (23)					A, B, C, D, E, F, G, H, I, J, K, L, M, N, O	TGAI/MP/EP	8	
10. Certification I certify that the statements made on this form and all attachments are true, accurate, and complete. I acknowledge that any knowingly false or misleading statement may be punishable by fine, imprisonment or both under applicable law Signature and Title of Company's Authorized Representative _____							11. Date		
12. Name of Company							13. Phone Number		

United States Environmental Protection
Agency Washington, D.C. 20460

REQUIREMENTS STATUS AND REGISTRANT'S RESPONSE

OMB Approval 2070-0107
OMB Approval 2070-0057

INSTRUCTIONS: Please type or print in ink. Please read carefully the attached instructions and supply the information requested on this form. Use additional sheet(s) if necessary.

1. Company Name and Address SAMPLE COMPANY NO STREET ADDRESS NO CITY, XX 00000		2. Case # and Name 0649 Copper Compounds: Grp II EPA Reg. No. NNNNNN-NNNNN			3. Date and Type of DCI and Number DD-MMM-YYYY PRODUCT SPECIFIC ID # PDCI-008001-NNNN				
4. Guideline Requirement Number	5. Study Title	P R O T O C O L	Progress Reports			6. Use Pattern	7. Test Substance	8. Time Frame (Months)	9. Registrant Response
			1	2	3				
830.6313	Stability to sunlight, normal and elevated temperature; (24 ,25) metals, and metal ions					A, B, C, D, E, F, G, H, I, J, K, L, M, N, O	TGAI	8	
830.6314	Oxidizing or reducing action (26)					A, B, C, D, E, F, G, H, I, J, K, L, M, N, O	MP/EP	8	
830.6315	Flammability (27)					A, B, C, D, E, F, G, H, I, J, K, L, M, N, O	MP/EP	8	
830.6316	Explosibility (28)					A, B, C, D, E, F, G, H, I, J, K, L, M, N, O	MP/EP	8	
830.6317	Storage stability of product (29)					A, B, C, D, E, F, G, H, I, J, K, L, M, N, O	MP/EP	8	
830.6319	Miscibility (30)					A, B, C, D, E, F, G, H, I, J, K, L, M, N, O	MP/EP	8	
830.6320	Corrosion characteristics (31)					A, B, C, D, E, F, G, H, I, J, K, L, M, N, O	MP/EP	8	
830.6321	Dielectric breakdown voltage (32)					A, B, C, D, E, F, G, H, I, J, K, L, M, N, O	MP/EP	8	
830.7000	pH of water solutions or suspensions (33 ,34)					A, B, C, D, E, F, G, H, I, J, K, L, M, N, O	TGAI/MP/EP	8	
830.7050	UV/Visible absorption					A, B, C, D, E, F, G, H, I, J, K, L, M, N, O	TGAI/PAI	8	
830.7100	Viscosity (35)					A, B, C, D, E, F, G, H, I, J, K, L, M, N, O	MP/EP	8	
Initial to indicate certification as to information on this page (full text of certification is on page one).							Date		

United States Environmental Protection
Agency Washington, D.C. 20460
REQUIREMENTS STATUS AND REGISTRANT'S RESPONSE

OMB Approval 2070-0107
OMB Approval 2070-0057

INSTRUCTIONS: Please type or print in ink. Please read carefully the attached instructions and supply the information requested on this form. Use additional sheet(s) if necessary.

1. Company Name and Address SAMPLE COMPANY NO STREET ADDRESS NO CITY, XX 00000		2. Case # and Name 0649 Copper Compounds: Grp II EPA Reg. No. NNNNNN-NNNNN			3. Date and Type of DCI and Number DD-MMM-YYYY PRODUCT SPECIFIC ID # PDCI-008001-NNNN				
4. Guideline Requirement Number	5. Study Title	P R O T O C O L	Progress Reports			6. Use Pattern	7. Test Substance	8. Time Frame (Months)	9. Registrant Response
			1	2	3				
830.7200	Melting point/melting range (36 ,37)					A, B, C, D, E, F, G, H, I, J, K, L, M, N, O	TGAI	8	
830.7220	Boiling point/boiling range (38 ,39)					A, B, C, D, E, F, G, H, I, J, K, L, M, N, O	TGAI	8	
830.7300	Density/relative density (40 ,41)					A, B, C, D, E, F, G, H, I, J, K, L, M, N, O	TGAI/MP/EP	8	
<u>Toxicology Data Requirements (Conventional Chemical)</u>									
870.1100	Acute Oral Toxicity (1)					A, B, C, D, E, F, G, H, I, J, K, L, M, N, O	TGAI,EP,dilute EP?	8	
870.1200	Acute dermal toxicity (2 ,3)					A, B, C, D, E, F, G, H, I, J, K, L, M, N, O	TGAI,EP,dilute EP?	8	
870.1300	Acute inhalation toxicity (4)					A, B, C, D, E, F, G, H, I, J, K, L, M, N, O	TGAI & EP	8	
870.2400	Acute eye irritation (5)					A, B, C, D, E, F, G, H, I, J, K, L, M, N, O	TGAI & EP	8	
870.2500	Acute dermal irritation (6 ,7)					A, B, C, D, E, F, G, H, I, J, K, L, M, N, O	TGAI & EP	8	
870.2600	Skin sensitization (8 ,9)					A, B, C, D, E, F, G, H, I, J, K, L, M, N, O	TGAI & EP	8	
Initial to indicate certification as to information on this page (full text of certification is on page one).							Date		

United States Environmental Protection
Agency Washington, D.C. 20460

FOOTNOTES AND KEY DEFINITIONS FOR GUIDELINE REQUIREMENTS

Case # and Name: 0649 Copper Compounds: Grp II

DCI Number: PDCI-008001-NNNN

Key: MP/EP = Manufacturing-Use Product, Pure Active Ingredient; TGAi = Technical Grade Active Ingredient [TGAi]; TGAi & EP = Technical Grade of the Active Ingredient and End-Use Product; TGAi,EP,dilute EP? = Technical Grade of the Active Ingredient, End Use Product, and possibly diluted End Use Product; TGAi/MP/EP = Manufacturing-Use Product, Pure Active Ingredient and Techn Grade Active Ingredient; TGAi/PAi = Technical Grade Active Ingredient, Pure Active Ingredient

Use Categories Key:

A - Terrestrial food crop	D - Aquatic food crop	G - Aquatic non-food residential	J - Forestry use	M - Indoor nonfood use
B - Terrestrial feed crop	E - Aquatic nonfood outdoor use	H - Greenhouse food crop	K - Residential	N - Indoor medical use
C - Terrestrial nonfood crop	F - Aquatic nonfood industrial use	I - Greenhouse nonfood crop	L - Indoor food use	O - Residential Indoor use

Footnotes: [The following notes are referenced in column two (5. Study File) of the REQUIREMENTS STATUS AND REGISTRANT'S RESPONSE form.]

1 Not required if test material is a gas or a highly volatile liquid.

2 Not required if test material is a gas or a highly volatile liquid.

3 Not required if test material is corrosive to skin or has a pH of less than 2 or greater than 11.5.

4 Required if the product consists of, or under conditions of use will result in, a respirable material (e.g., gas, vapor, aerosol, or particulate).

5 Not required if test material is corrosive to skin or has a pH of less than 2 or greater than 11.5.

6 Not required if test material is a gas or a highly volatile liquid.

7 Not required if test material is corrosive to skin or has a pH of less than 2 or greater than 11.5.

8 Not required if test material is corrosive to skin or has a pH of less than 2 or greater than 11.5.

9 Required if repeated dermal exposure is likely to occur under conditions of use.

United States Environmental Protection
Agency Washington, D.C. 20460

FOOTNOTES AND KEY DEFINITIONS FOR GUIDELINE REQUIREMENTS

Case # and Name: 0649 Copper Compounds: Grp II

DCI Number: PDCI-008001-NNNN

Key: MP/EP = Manufacturing-Use Product, Pure Active Ingredient; TGAI = Technical Grade Active Ingredient [TGAI]; TGAI & EP = Technical Grade of the Active Ingredient and End-Use Product; TGAI,EP,dilute EP? = Technical Grade of the Active Ingredient, End Use Product, and possibly diluted End Use Product; TGAI/MP/EP = Manufacturing-Use Product, Pure Active Ingredient and Techn Grade Active Ingredient; TGAI/PAI = Technical Grade Active Ingredient, Pure Active Ingredient

Footnotes: [The following notes are referenced in column two (5. Study File) of the REQUIREMENTS STATUS AND REGISTRANT'S RESPONSE form.]

10 Data must be provided in accordance with the "Product Composition" Section.(158.155)

11 Data must be provided in accordance with the "Description of Materials used to Produce the Product" Section.(158.160)

12 Data must be provided in accordance with the "Description of Production Process" Section.(158.162)

13 Data must be provided in accordance with the "Description of Formulation Process" Section.(158.165)

14 Data must be provided in accordance with the "Description of Formation of Impurities" Section(158.167)

15 Data must be provided in accordance with the "Preliminary Analysis" Section.(158.170)

16 Required for TGAI's and products produced by an integrated system.

17 If the TGAI cannot be isolated, data are required on the practical equivalent of the TGAI (i.e., if the active ingredient is either an acid, base or ionic form, and it is formulated into salts or esters, the concentration of the active ingredient in these products must be expressed in acid equivalent or active equivalent).

18 Data must be provided in accordance with the "Certified Limits" Section(158.175)

United States Environmental Protection
Agency Washington, D.C. 20460

FOOTNOTES AND KEY DEFINITIONS FOR GUIDELINE REQUIREMENTS

Case # and Name: 0649 Copper Compounds: Grp II

DCI Number: PDCI-008001-NNNN

Key: MP/EP = Manufacturing-Use Product, Pure Active Ingredient; TGAI = Technical Grade Active Ingredient [TGAI]; TGAI & EP = Technical Grade of the Active Ingredient and End-Use Product; TGAI,EP,dilute EP? = Technical Grade of the Active Ingredient, End Use Product, and possibly diluted End Use Product; TGAI/MP/EP = Manufacturing-Use Product, Pure Active Ingredient and Technical Grade Active Ingredient; TGAI/PAI = Technical Grade Active Ingredient, Pure Active Ingredient

Footnotes: [The following notes are referenced in column two (5. Study File) of the REQUIREMENTS STATUS AND REGISTRANT'S RESPONSE form.]

- 19 If the TGAI cannot be isolated, data are required on the practical equivalent of the TGAI (i.e., if the active ingredient is either an acid, base or ionic form, and it is formulated into salts or esters, the concentration of the active ingredient in these products must be expressed in acid equivalent or active equivalent).
- 20 Data must be provided in accordance with the "Enforcement Analytical Method" Section.(158.180)
- 21 If the TGAI cannot be isolated, data are required on the practical equivalent of the TGAI (i.e., if the active ingredient is either an acid, base or ionic form, and it is formulated into salts or esters, the concentration of the active ingredient in these products must be expressed in acid equivalent or active equivalent).
- 22 If the TGAI cannot be isolated, data are required on the practical equivalent of the TGAI (i.e., if the active ingredient is either an acid, base or ionic form, and it is formulated into salts or esters, the concentration of the active ingredient in these products must be expressed in acid equivalent or active equivalent).
- 23 If the TGAI cannot be isolated, data are required on the practical equivalent of the TGAI (i.e., if the active ingredient is either an acid, base or ionic form, and it is formulated into salts or esters, the concentration of the active ingredient in these products must be expressed in acid equivalent or active equivalent).
- 24 If the TGAI cannot be isolated, data are required on the practical equivalent of the TGAI (i.e., if the active ingredient is either an acid, base or ionic form, and it is formulated into salts or esters, the concentration of the active ingredient in these products must be expressed in acid equivalent or active equivalent).
- 25 Data on the stability to metals and metal ions is required only if the active ingredient is expected to come in contact with either material during storage.
- 26 Required if the product contains an oxidizing or reducing agent

United States Environmental Protection
Agency Washington, D.C. 20460

FOOTNOTES AND KEY DEFINITIONS FOR GUIDELINE REQUIREMENTS

Case # and Name: 0649 Copper Compounds: Grp II

DCI Number: PDCI-008001-NNNN

Key: MP/EP = Manufacturing-Use Product, Pure Active Ingredient; TGA I = Technical Grade Active Ingredient [TGA I]; TGA I & EP = Technical Grade of the Active Ingredient and End-Use Product; TGA I,EP,dilute EP? = Technical Grade of the Active Ingredient, End Use Product, and possibly diluted End Use Product; TGA I/MP/EP = Manufacturing-Use Product, Pure Active Ingredient and Techn Grade Active Ingredient; TGA I/PA I = Technical Grade Active Ingredient, Pure Active Ingredient

Footnotes: [The following notes are referenced in column two (5. Study File) of the REQUIREMENTS STATUS AND REGISTRANT'S RESPONSE form.]

27 Required when the product contains combustible liquids.

28 Required when the product is potentially explosive.

29 Please see attached "Additional Information and Requirements Pertaining to Storage Stability (OPPTS 830.6317) and Corrosion Characteristics (OPPTS 830.6320) Data Requirements of the Pro Specific Data Call-Ins issued under the Reregistration Eligibility Decision (RED)/Interim Reregistration Eligibility Decision (IRED) Documents."

30 Required if the product is an emulsifiable liquid and is to be diluted with petroleum solvents.

31 Please see attached "Additional Information and Requirements Pertaining to Storage Stability (OPPTS 830.6317) and Corrosion Characteristics (OPPTS 830.6320) Data Requirements of the Pro Specific Data Call-Ins issued under the Reregistration Eligibility Decision (RED)/Interim Reregistration Eligibility Decision (IRED) Documents."

32 Required if the end-use product is a liquid and is to be used around electrical equipment.

33 If the TGA I cannot be isolated, data are required on the practical equivalent of the TGA I (i.e., if the active ingredient is either an acid, base or ionic form, and it is formulated into salts or esters, the concentration of the active ingredient in these products must be expressed in acid equivalent or active equivalent).

34 Required if the product is dispersible with water.

35 Required if the product is a liquid.

United States Environmental Protection
Agency Washington, D.C. 20460

FOOTNOTES AND KEY DEFINITIONS FOR GUIDELINE REQUIREMENTS

Case # and Name: 0649 Copper Compounds: Grp II

DCI Number: PDCI-008001-NNNN

Key: MP/EP = Manufacturing-Use Product, Pure Active Ingredient; TGAI = Technical Grade Active Ingredient [TGAI]; TGAI & EP = Technical Grade of the Active Ingredient and End-Use Product; TGAI,EP,dilute EP? = Technical Grade of the Active Ingredient, End Use Product, and possibly diluted End Use Product; TGAI/MP/EP = Manufacturing-Use Product, Pure Active Ingredient and Technical Grade Active Ingredient; TGAI/PAI = Technical Grade Active Ingredient, Pure Active Ingredient

Footnotes: [The following notes are referenced in column two (5. Study File) of the REQUIREMENTS STATUS AND REGISTRANT'S RESPONSE form.]

- 36 If the TGAI cannot be isolated, data are required on the practical equivalent of the TGAI (i.e., if the active ingredient is either an acid, base or ionic form, and it is formulated into salts or esters, the concentration of the active ingredient in these products must be expressed in acid equivalent or active equivalent).
- 37 Required when the TGAI is solid at room temperature.
- 38 If the TGAI cannot be isolated, data are required on the practical equivalent of the TGAI (i.e., if the active ingredient is either an acid, base or ionic form, and it is formulated into salts or esters, the concentration of the active ingredient in these products must be expressed in acid equivalent or active equivalent).
- 39 Required if the TGAI is liquid at room temperature.
- 40 If the TGAI cannot be isolated, data are required on the practical equivalent of the TGAI (i.e., if the active ingredient is either an acid, base or ionic form, and it is formulated into salts or esters, the concentration of the active ingredient in these products must be expressed in acid equivalent or active equivalent).
- 41 True density or specific density are required for all test substances. Data on bulk density is required for MPs that are solid at room temperature.

United States Environmental Protection
Agency Washington, D.C. 20460

LIST OF ALL REGISTRANTS SENT THIS DATA CALL-IN NOTICE

Case # and Name: 0649,Copper Compounds: Grp II

Co. Nr.	Company Name	Agent For	Address	City & State	Zip
11656	WESTERN FARM SERVICE, INC		PO Box 1168	FRESNO	CA 937151168
19713	DREXEL CHEMICAL CO		1700 CHANNEL AVENUE	MEMPHIS	TN 38106
45002	ALBAUGH, INC.		PO Box 2127	VALDOSTA	GA 316042127
51036	BASF SPARKS LLC		PO Box 13528	RESEARCH TRIANGLE PARK	NC 27709
55146	NUFARM AMERICAS INC.		150 HARVESTER DRIVE SUITE 200	BURR RIDGE	IL 60527
79558	ISAGRO S.P.A.	ISAGRO USA	430 DAVIS	MORRISVILLE	NC 27560
80289	ISAGRO S.P.A.	ISAGRO, USA	430 DAVIS DRIVE, SUITE 240	MORRISVILLE	NC 27560
81293	CANTOX U.S., INC.		1011 ROUTE 22 WEST, SUITE 200	BRIDGEWATER	NJ 08807
82571	MARTIN OPERATING PARTNERSHIP, LP		4200 STONE ROAD	KILGORE	TX 75662

United States Environmental Protection
Agency Washington, D.C. 20460

LIST OF ALL REGISTRANTS SENT THIS DATA CALL-IN NOTICE

Case # and Name: 0636,Copper Sulfate

Co. Nr.	Company Name	Agent For	Address	City & State	Zip
4	BONIDE PRODUCTS, INC.		6301 SUTLIFF ROAD	ORISKANY	NY 13424
192	VALUE GARDENS SUPPLY, LLC		PO Box 585	SAINT JOSEPH	MO 64502
352	E. I. DU PONT DE NEMOURS AND CO., INC.		PO Box 30 STINE-HASKELL RESEARCH CENTER	NEWARK	DE 197140030
769	VALUE GARDENS SUPPLY, LLC		PO Box 585	SAINT JOSEPH	MO 64502
802	CENTRAL GARDEN & PET D/B/A LILLY MILLER BRANDS/EXCEL GARDEN	REGISTRATIONS BY DESIGN, INC.	1181/2 EAST MAIN ST., SUITE 1	SALEM	VA 241533805
829	SOUTHERN AGRICULTURAL INSECTICIDES, INC.		PO Box 218	PALMETTO	FL 34220
1812	GRIFFIN L.L.C.	DUPONT CROP PROTECTION/STINE-HASKELL RESEARCH CENTER	PO Box 30	NEWARK	DE 197140030
5481	AMVAC CHEMICAL CORPORATION		4695 MACARTHUR COURT, SUITE 1250	NEWPORT BEACH	CA 926601706
5887	VALUE GARDENS SUPPLY, LLC		PO Box 585	SAINT JOSEPH	MO 64502
7401	VOLUNTARY PURCHASING GROUPS, INC.		PO Box 460, 230 FM 87	BONHAM	TX 75418
11656	WESTERN FARM SERVICE, INC		PO Box 1168	FRESNO	CA 937151168
17545	MONTEREY AGRESOURCES		PO Box 35000	FRESNO	CA 937455000
19713	DREXEL CHEMICAL CO		1700 CHANNEL AVENUE	MEMPHIS	TN 38106
34704	LOVELAND PRODUCTS, INC.		PO Box 1286	GREELEY	CO 806321286
35253	AGRA CHEM SALES COMPANY, INC.	BRANDT CONSOLIDATED, INC.	PO Box 350 211 W. ROUTE 125	PLEASANT PLAINS	IL 62677
35935	NUFARM LIMITED	NUFARM LIMITED	PO Box 13439	RTP	NC 27709
42750	ALBAUGH INC	ALBAUGH, INC	PO Box 2127	VALDOSTA	GA 316042127
45002	ALBAUGH, INC.		PO Box 2127	VALDOSTA	GA 316042127
46923	OLD BRIDGE CHEMICAL CO.		PO Box 175	OLD BRIDGE	NJ 08857
51036	BASF SPARKS LLC		PO Box 13528	RESEARCH TRIANGLE PARK	NC 27709
55146	NUFARM AMERICAS INC.		150 HARVESTER DRIVE SUITE 200	BURR RIDGE	IL 60527
57538	STOLLER ENTERPRISES, INC		4001 W. SAM HOUSTON PKWY N, SUITE 100	HOUSTON	TX 77043
70506	UNITED PHOSPHORUS, INC		630 FREEDOM BUSINESS CENTER, SUITE 402	KING OF PRUSSIA	PA 19406
82571	MARTIN OPERATING PARTNERSHIP, LP		4200 STONE ROAD	KILGORE	TX 75662

United States Environmental Protection
Agency Washington, D.C. 20460

LIST OF ALL REGISTRANTS SENT THIS DATA CALL-IN NOTICE

Case # and Name: 0649,Copper Compounds: Grp II

Co. Nr.	Company Name	Agent For	Address	City & State	Zip
909	CENTRAL GARDEN & PET D/B/A LILLY MILLER BRANDS/EXCEL GARDEN	REGISTRATIONS BY DESIGN, INC.	118 1/2 EAST MAIN ST., SUITE 1	SALEM	VA 241533805
10465	CHEMICAL SPECIALTIES INC		ONE WOODLAWN GREEN 350	CHARLOTTE	NC 28217
54705	LAWN AND GARDEN PRODUCTS, INC.	LYNNE ZAHIGIAN REGULATORY CONSULTING	PO Box 1566	FALLON	NV 89407

United States Environmental Protection
Agency Washington, D.C. 20460

LIST OF ALL REGISTRANTS SENT THIS DATA CALL-IN NOTICE

Case # and Name: 0649,Copper Compounds: Grp II

Co. Nr.	Company Name	Agent For	Address	City & State	Zip
3008	OSMOSE INC.		980 ELLICOTT ST	BUFFALO	NY 14209
83997	VIANCE, LLC		ONE WOODLAWN GREEN, SUITE 350	CHARLOTTE	NC 28217

United States Environmental Protection
Agency Washington, D.C. 20460

LIST OF ALL REGISTRANTS SENT THIS DATA CALL-IN NOTICE

Case # and Name: 4026,Copper salts,

Co. Nr.	Company Name	Agent For	Address	City & State	Zip
4	BONIDE PRODUCTS, INC.		6301 SUTLIFF ROAD	ORISKANY	NY 13424
352	E. I. DU PONT DE NEMOURS AND CO., INC.		PO Box 30 STINE-HASKELL RESEARCH CENTER	NEWARK	DE 197140030
5887	VALUE GARDENS SUPPLY, LLC		PO Box 585	SAINT JOSEPH	MO 64502
67690	SEPRO CORP		11550 N. MERIDIAN ST SUITE 600	CARMEL	IN 46032

United States Environmental Protection
Agency Washington, D.C. 20460

LIST OF ALL REGISTRANTS SENT THIS DATA CALL-IN NOTICE

Case # and Name:

Co. Nr.	Company Name	Agent For	Address	City & State	Zip
67702	W. NEUDORFF GMBH KG	WALTER G TALAREK P.C.	1008 RIVA RIDGE DR	GREAT FALLS	VA 22066

United States Environmental Protection
Agency Washington, D.C. 20460

LIST OF ALL REGISTRANTS SENT THIS DATA CALL-IN NOTICE

Case # and Name: 0649,Copper Compounds: Grp II

Co. Nr.	Company Name	Agent For	Address	City & State	Zip
100	SYNGENTA CROP PROTECTION, INC.		PO Box 18300	GREENSBORO	NC 274198300
352	E. I. DU PONT DE NEMOURS AND CO., INC.		PO Box 30 STINE-HASKELL RESEARCH CENTER	NEWARK	DE 197140030
1022	IBC MANUFACTURING CO		416 E. BROOKS ROAD	MEMPHIS	TN 38109
1812	GRIFFIN L.L.C.	DUPONT CROP PROTECTION/STINE-HASKELL RESEARCH CENTER	PO Box 30	NEWARK	DE 197140030
9779	WINFIELD SOLUTIONS, LLC		PO Box 64589	ST PAUL	MN 551640589
10163	GOWAN CO		PO Box 5569	YUMA	AZ 853665569
11435	CP CHEMICALS INC.		65 CHALLENGER ROAD, 3RD FLOOR	RIDGEFIELD PARK	NJ 07660
19713	DREXEL CHEMICAL CO		1700 CHANNEL AVENUE	MEMPHIS	TN 38106
34704	LOVELAND PRODUCTS, INC.		PO Box 1286	GREELEY	CO 806321286
35896	PHIBRO-TECH INC		2395 CAINS MILL ROAD	SUMTER	SC 29154
42750	ALBAUGH INC	ALBAUGH, INC	PO Box 2127	VALDOSTA	GA 316042127
45002	ALBAUGH, INC.		PO Box 2127	VALDOSTA	GA 316042127
51036	BASF SPARKS LLC		PO Box 13528	RESEARCH TRIANGLE PARK	NC 27709
54471	COPPER CARE WOOD PRESERVATIVES, INC,		PO Box 707	COLUMBUS	NE 686020707
55146	NUFARM AMERICAS INC.		150 HARVESTER DRIVE SUITE 200	BURR RIDGE	IL 60527
60061	KOP-COAT, INC		436 SEVENTH AVENUE	PITTSBURGH	PA 15219
64744	SPIESS-URANIA CHEMICALS GMBH	CERTIS USA, LLC.	9145 GUILFORD ROAD, SUITE 175	COLUMBIA	MD 21046
67690	SEPRO CORP		11550 N. MERIDIAN ST SUITE 600	CARMEL	IN 46032
68292	EDM INDUSTRIES INC.		PO Box 8552	PORTERVILLE	CA 93258
71653	GENICS INC.	SRS INTERNATIONAL CORP.	7700 LEESBURG PIKE,SUITE 208	FALLS CHURCH	VA 22043
79558	ISAGRO S.P.A.	ISAGRO USA	430 DAVIS	MORRISVILLE	NC 27560
80289	ISAGRO S.P.A.	ISAGRO, USA	430 DAVIS DRIVE, SUITE 240	MORRISVILLE	NC 27560
81015	OLD BRIDGE METALS & CHEMICALS CO.		PO Box 194 OLD WATERWORKS ROAD	OLD BRIDGE	NJ 08867
82481	TEXAS MARINE COATINGS, INC.	JIM YOWELL	10805 W. TIMBER WAGON CIRCLE	SPRING	TX 77380

United States Environmental Protection
Agency Washington, D.C. 20460

LIST OF ALL REGISTRANTS SENT THIS DATA CALL-IN NOTICE

Case # and Name: 0649,Copper Compounds: Grp II

Co. Nr.	Company Name	Agent For	Address	City & State	Zip
9779	WINFIELD SOLUTIONS, LLC		PO Box 64589	ST PAUL	MN 551640589
34704	LOVELAND PRODUCTS, INC.		PO Box 1286	GREELEY	CO 806321286
35253	AGRA CHEM SALES COMPANY, INC.	BRANDT CONSOLIDATED, INC.	PO Box 350 211 W. ROUTE 125	PLEASANT PLAINS	IL 62677
45002	ALBAUGH, INC.		PO Box 2127	VALDOSTA	GA 316042127
51036	BASF SPARKS LLC		PO Box 13528	RESEARCH TRIANGLE PARK	NC 27709
74307	AGRO VALLEY ENTERPRISES, INC.		3136 EAST KERCKHOFF	FRESNO	CA 93702
81293	CANTOX U.S., INC.		1011 ROUTE 22 WEST, SUITE 200	BRIDGEWATER	NJ 08807

United States Environmental Protection
Agency Washington, D.C. 20460

LIST OF ALL REGISTRANTS SENT THIS DATA CALL-IN NOTICE

Case # and Name: 0649,Copper Compounds: Grp II

Co. Nr.	Company Name	Agent For	Address	City & State	Zip
10951	BRITZ FERTILIZERS INC	ROBINSON ASSOCIATES	583 CANYON RD	REDWOOD CITY	CA 94062
34704	LOVELAND PRODUCTS, INC.		PO Box 1286	GREELEY	CO 806321286
45002	ALBAUGH, INC.		PO Box 2127	VALDOSTA	GA 316042127
55146	NUFARM AMERICAS INC.		150 HARVESTER DRIVE SUITE 200	BURR RIDGE	IL 60527

United States Environmental Protection
Agency Washington, D.C. 20460

LIST OF ALL REGISTRANTS SENT THIS DATA CALL-IN NOTICE

Case # and Name: 0636,Copper Sulfate

Co. Nr.	Company Name	Agent For	Address	City & State	Zip
352	E. I. DU PONT DE NEMOURS AND CO., INC.		PO Box 30 STINE-HASKELL RESEARCH CENTER	NEWARK	DE 197140030
829	SOUTHERN AGRICULTURAL INSECTICIDES, INC.		PO Box 218	PALMETTO	FL 34220
1022	IBC MANUFACTURING CO		416 E. BROOKS ROAD	MEMPHIS	TN 38109
1258	ARCH CHEMICALS, INC.		1955 LAKE PARK DRIVE, SUITE 100	SMYRNA	GA 30080
1278	PHELPS DODGE REFINING CORPORATION		PO Box 20001	EL PASO	TX 79998
1386	UNIVERSAL COOPERATIVES INC		1300 CORPORATE CENTER CURVE	EAGAN	MN 55121
1706	NALCO COMPANY		1601 WEST DIEHL ROAD	NAPERVILLE	IL 605631198
1812	GRIFFIN L.L.C.	DUPONT CROP PROTECTION/STINE-HASKELL RESEARCH CENTER	PO Box 30	NEWARK	DE 197140030
2217	PBI/GORDON CORP		PO Box 014090 1217 WEST 12TH STREET	KANSAS CITY	MO 641010090
2800	HUMCO HOLDING GROUP INC		7400 ALUMAX DRIVE	TEXARKANA	TX 75501
3432	N. JONAS & CO., INC.		PO Box 425 4520 ADAMS CIRCLE	BENSALEM	PA 19020
3525	QUALCO INC		225 PASSAIC ST	PASSAIC	NJ 07055
5905	HELENA CHEMICAL CO		225 SCHILLING BOULEVARD, SUITE 300	COLLIERVILLE	TN 38017
7124	ALDEN LEEDS INC		55 JACOBUS AVE.	SOUTH KEARNY	NJ 07032
7364	GLB POOL & SPA		SUITE 234	GERMANTOWN	WI 530224799
7401	VOLUNTARY PURCHASING GROUPS, INC.		PO Box 460, 230 FM 87	BONHAM	TX 75418
7687	HERCULES CHEM CO INC		111 SOUTH STREET	PASSAIC	NJ 07055
7792	ROEBIC LABS, INC.	BRAZOS ASSOCIATES, INC.	1806 AUBURN DRIVE	CARROLLTON	TX 750071451
8622	AMERIBROM, INC		95 MACCORKLE AVENUE, SOUTHWEST	SOUTH CHARLESTON	WV 253031411
8660	UNITED INDUSTRIES CORP.		PO Box 142642	ST. LOUIS	MO 631140642
8999	INTERPET LLC		180 L PENROD COURT	GLEN BURNIE	MD 21061
10266	UTILITY MANUFACTURING CO INC		700 MAIN ST.	WESTBURY	NY 11590
10779	SCOTCH CORP		PO Box 4466	DALLAS	TX 75208
10807	AMREP, INC		990 INDUSTRIAL PARK DRIVE	MARIETTA	GA 30062
11435	CP CHEMICALS INC.		65 CHALLENGER ROAD, 3RD FLOOR	RIDGEFIELD PARK	NJ 07660
12204	MID-AMERICAN RESEARCH CHEM. CORP		PO Box 927	COLUMBUS	NE 686020927

United States Environmental Protection
Agency Washington, D.C. 20460

LIST OF ALL REGISTRANTS SENT THIS DATA CALL-IN NOTICE

Case # and Name: 0636,Copper Sulfate

Co. Nr.	Company Name	Agent For	Address	City & State	Zip
19713	DREXEL CHEMICAL CO		1700 CHANNEL AVENUE	MEMPHIS	TN 38106
27588	DIVERSIFIED WATERSCAPES INC		27324 CAMINO CAPISTRANO, SUITE 213	LAGUNA NIGUEL	CA 926779905
33034	JUNGLE LABORATORIES CORPORATION	LANDIS INTERNATIONAL, INC.	PO Box 5126	VALDOSTA	GA 316035126
33136	BREWER INTERNATIOANL, INC.		PO Box 690037	VERO BEACH	FL 329690037
35056	BIO-DEX LABORATORIES		501 WEST LONE CACTUS DRIVE	PHOENIX	AZ 85027
35896	PHIBRO-TECH INC		2395 CAINS MILL ROAD	SUMTER	SC 29154
35935	NUFARM LIMITED	NUFARM LIMITED	PO Box 13439	RTP	NC 27709
41246	BAY CHEMICAL & SUPPLY COMPANY		PO Box 1160	ODEM	TX 78370
46923	OLD BRIDGE CHEMICAL CO.		PO Box 175	OLD BRIDGE	NJ 08857
49538	PHYTON CORPORATION	LEWIS & HARRISON, LLC	122 C ST NW STE 740	WASHINGTON	DC 20001
54564	FLORIDA WATER WORKS INC		PO Box 471267	LAKE MONROE	FL 32747
56576	CHEM ONE LTD.		8017 PINEMONT DRIVE #100	HOUSTON	TX 770406519
58412	LO-CHLOR, L.C.		5841 POWERLINE ROAD, SUITE 202	FT. LAUDERDALE	FL 33309
64962	EARTH SCIENCE LABORATORIES, INC.		113 SE 22ND STREET, SUITE 1	BENTONVILLE	AR 72712
65109	SSI CORP		PO Box 9	JULESBURG	CO 80737
66675	MAGNA-BON II, LLC		1531 NW 25TH DRIVE	OKEECHOBEE	FL 34972
67712	ZODIAC POOL CARE, INC.		2028 NW 25TH AVENUE	POMPANO BEACH	FL 33069
70131	PURE POOLS, INC.		880 JUPITER PARK DR. #14	JUPITER	FL 33458 590
70204	TRI-CHEM INC		PO Box 682	ELIZABETHTOWN	NC 283370682
70246	CHEMTECH INC		PO Box 3180	MUNCIE	IN 47307
70264	ALTIVIA CORPORATION		100 LOUISIANA, SUITE 3160	HOUSTON	TX 77002
70303	BIOTEX LABORATORIES INTERNATIONAL LIMITED	LEWIS & HARRISION, LLC	122 C STREET NW, STE. 740	WASHINGTON	DC 20001
71146	CNM TECHNOLOGIES		94 GARDINERS AVE - STE 242	LEVITTOWN	NY 11756
71686	DMC H20 INC.	DELTA MARKETING NTERNATIONAL, LLC	3 MATT AVENUE	PLATTSBURG	NY 12901
71983	TAMKO BUILDING PRODUCTS, INC.		220 WEST FOURTH STREET	JOPLIN	MO 64801
72083	HALOSOURCE, INC.		1631 220TH STREET, SE, SUITE 100	BOTHELL	WA 98021
73123	CRYSTAL CLEAR POOL & SPA C/O CAPO IND.		4087 LOWER VALLEY ROAD	PARKESBURG	PA 19365

United States Environmental Protection
Agency Washington, D.C. 20460

LIST OF ALL REGISTRANTS SENT THIS DATA CALL-IN NOTICE

Case # and Name: 0636,Copper Sulfate

Co. Nr.	Company Name	Agent For	Address	City & State	Zip
73385	FABRICA DE SULFATO EL AGUILA, LANDIS INTERNATIONAL, INC. S.A. DE C.V.		PO Box 5126	VALDOSTA	GA 316035126
74942	BENT OAK FARM SUPPLY		251 SAGAMORE CIRCLE	COLUMBUS	MS 39705
75526	ARCHANGEL LLC		636 HAMPSHIRE STREET, SUITE 208	QUINCY	IL 62301
75613	STORMOLLEN A/S		636 HAMPSHIRE, SUITE 208	QUINCY	IL 62301
81943	PHOENIX ENVIRONMENTAL CARE, RIVENDELL CONSULTING USA, LLC LLC		400 EAST JANE STREET	VALDOSTA	GA 31601
83190	BLUE WATER CHEM GROUP	REGISTRATIONS BY DESIGN, INC.	118 1/2 E. MAIN STREET, SUITE 1	SALEM	VA 241533805
83232	QUADRUAL, LLC		54 DANBURY ROAD, #299	RIDGEFIELD	CT 06877
83742	THE POND GUY, INC.	RIVENDELL CONSULTING USA, LLC	400 EAST JANE STREET	VALDOSTA	GA 31601

United States Environmental Protection
Agency Washington, D.C. 20460

LIST OF ALL REGISTRANTS SENT THIS DATA CALL-IN NOTICE

Case # and Name: 4026,Copper salts,

Co. Nr.	Company Name	Agent For	Address	City & State	Zip
3432	N. JONAS & CO., INC.		PO Box 425 4520 ADAMS CIRCLE	BENSALEM	PA 19020
5185	BIO-LAB, INC.		PO Box 300002	LAWRENCEVILLE	GA 300491002
5481	AMVAC CHEMICAL CORPORATION		4695 MACARTHUR COURT, SUITE 1250	NEWPORT BEACH	CA 926601706
7124	ALDEN LEEDS INC		55 JACOBUS AVE.	SOUTH KEARNY	NJ 07032
7364	GLB POOL & SPA		SUITE 234	GERMANTOWN	WI 530224799
7616	CHEM LAB PRODUCTS INC		5160 E. AIRPORT DR.	ONTARIO	CA 91761
8959	APPLIED BIOCHEMISTS		SUITE 234	GERMANTOWN	WI 530224799
42177	ALLIANCE TRADING, INC.		109 NORTHPARK BLVD., 4TH FLOOR	COVINGTON	LA 70433
45309	AQUA CLEAR INDUSTRIES, LLC.		PO Box 2456	SUWANEE	GA 300240980
53735	KING TECHNOLOGY INC.		530 11TH AVENUE SOUTH	HOPKINS	MN 55343
55146	NUFARM AMERICAS INC.		150 HARVESTER DRIVE SUITE 200	BURR RIDGE	IL 60527
57787	HAVILAND CONSUMER PRODUCTS, INC.		421 ANN STREET, NW	GRAND RAPIDS	MI 495042075
67262	RECREATIONAL WATER PRODUCTS, INC.		PO Box 1449	BUFORD	GA 305151449
67690	SEPRO CORP		11550 N. MERIDIAN ST SUITE 600	CARMEL	IN 46032
69681	ALLCHEM PERFORMANCE PRODUCTS, LP	ALLCHEM PERFORMANCE PRODUCTS	6010 NW FIRST PLACE	GAINESVILLE	FL 32607
81943	PHOENIX ENVIRONMENTAL CARE, RIVENDELL CONSULTING USA, LLC LLC		400 EAST JANE STREET	VALDOSTA	GA 31601
83742	THE POND GUY, INC.	RIVENDELL CONSULTING USA, LLC	400 EAST JANE STREET	VALDOSTA	GA 31601

United States Environmental Protection
Agency Washington, D.C. 20460

LIST OF ALL REGISTRANTS SENT THIS DATA CALL-IN NOTICE

Case # and Name: 4026,Copper salts,

Co. Nr.	Company Name	Agent For	Address	City & State	Zip
8959	APPLIED BIOCHEMISTS		SUITE 234	GERMANTOWN	WI 530224799
67690	SEPRO CORP		11550 N. MERIDIAN ST SUITE 600	CARMEL	IN 46032

United States Environmental Protection
Agency Washington, D.C. 20460

LIST OF ALL REGISTRANTS SENT THIS DATA CALL-IN NOTICE

Case # and Name:

Co. Nr.	Company Name	Agent For	Address	City & State	Zip
1258	ARCH CHEMICALS, INC.		1955 LAKE PARK DRIVE, SUITE 100	SMYRNA	GA 30080
3008	OSMOSE INC.		980 ELLICOTT ST	BUFFALO	NY 14209
7364	GLB POOL & SPA		SUITE 234	GERMANTOWN	WI 530224799
8959	APPLIED BIOCHEMISTS		SUITE 234	GERMANTOWN	WI 530224799
11474	SUNGRO CHEMICALS, INC.		PO Box 24632	LOS ANGELES	CA 90024
46043	SUNCOAST CHEMICALS CO		14480 62ND ST N	CLEARWATER	FL 33760
75506	ARCH TREATMENT TECHNOLOGIES, INC.		1955 LAKE PARK DRIVE	SMYRNA	GA 30080
83997	VIANCE, LLC		ONE WOODLAWN GREEN, SUITE 350	CHARLOTTE	NC 28217

APPENDIX G. EPA's Batching of Copper Products for Meeting Acute Toxicity Data Requirements for Reregistration

In an effort to reduce the time, resources and number of animals needed to fulfill the acute toxicity data requirements for reregistration of products containing copper as the active ingredient, the Agency has batched products which can be considered similar for purposes of acute toxicity. Factors considered in the sorting process include each product's active and inert ingredients (identity, percent composition and biological activity), type of formulation (e.g., emulsifiable concentrate, aerosol, wettable powder, granular, etc.), and labeling (e.g., signal word, use classification, precautionary labeling, etc.). Note that the Agency is not describing batched products as "substantially similar" since some products within a batch may not be considered chemically similar or have identical use patterns.

Registrants of products within a batch may choose to cooperatively generate, submit or cite a single battery of six acute toxicological studies to represent all the products within that batch. It is the registrants' option to participate in the process with all other registrants, only some of the other registrants, or only their own products within a batch, or to generate all the required acute toxicological studies for each of their own products. If a registrant chooses to generate the data for a batch, he/she must use one of the products within the batch as the test material. If a registrant chooses to rely upon previously submitted acute toxicity data, he/she may do so provided that the data base is complete and valid by today's standards (see acceptance criteria attached), the formulation tested is considered by EPA to be similar for acute toxicity, and the formulation has not been significantly altered since submission and acceptance of the acute toxicity data. Regardless of whether new data is generated or existing data is referenced, registrants must clearly identify the test material by EPA Registration Number. If more than one confidential statement of formula (CSF) exists for a product, the registrant must indicate the formulation actually tested by identifying the corresponding CSF. The following pages shows the respective batching of products at the completion of the RED.



UNITED STATES ENVIRONMENTAL PROTECTION AGENCY

WASHINGTON, D.C. 20460

OFFICE OF
PREVENTION, PESTICIDES
AND TOXIC SUBSTANCES

August 14, 2008

MEMORANDUM

SUBJECT: Acute Mammalian Toxicity Batching Appendix for Copper Compounds RED Document.

FROM: Bentley Gregg, Toxicologist
Product Reregistration Branch
Special Review and Reregistration Division (7508P)

TO: Rosanna Louie, CRM
Reregistration Branch 3
Special Review and Reregistration Division (7508P)

Attached is the batching appendix for the Copper Compounds. Please let us know if you have any questions regarding this document.

Sent to CRMs in RB3 and PRB on 8/14/08

EPA'S BATCHING OF THE COPPER COMPOUNDS PRODUCTS FOR MEETING ACUTE MAMMALIAN TOXICITY DATA REQUIREMENTS FOR REREGISTRATION

In an effort to reduce the time, resources and number of animals needed to fulfill the acute toxicity data requirements for reregistration of products containing copper compounds as the active ingredient(s), the Agency has batched products which can be considered similar for purposes of acute toxicity. Factors considered in the sorting process include each product's active and inert ingredients (identity, percent composition and biological activity), type of formulation (e.g., emulsifiable concentrate, aerosol, wettable powder, granular, etc.), and labeling (e.g., signal word, use classification, precautionary labeling, etc.). Note that the Agency is not describing all the products within a batch as "substantially similar" because some products within the batch may not be considered chemically similar or have identical use patterns.

Using available information, batching has been accomplished by the process described in the preceding paragraph. Notwithstanding the batching process, the Agency reserves the right to require, at any time, acute toxicity data for an individual product should the need arise.

Registrants of products within a batch may choose to cooperatively generate, submit or cite a single battery of six acute toxicological studies to represent all the products within that batch. It is the registrants' option to participate in the process with all other registrants, only some of the other registrants, or only their own products within a batch, or to generate all the required acute toxicological studies for each of their own products. If a registrant chooses to generate the data for a batch, he/she must use one of the products within the batch as the test material. If a registrant chooses to rely upon previously submitted acute toxicity data, he/she may do so provided that the data base is complete and valid by today's standards (see acceptance criteria attached), the formulation tested is considered by EPA to be similar for acute toxicity, and the formulation has not been significantly altered since submission and acceptance of the acute toxicity data. Regardless of whether new data are generated or existing data are referenced, registrants must clearly identify the test material by EPA Registration Number. If more than one Confidential Statement of Formula (CSF) exists for a product, the registrant must indicate the formulation actually tested by identifying the corresponding CSF.

In deciding how to meet the product specific data requirements, registrants must follow the directions given in the Data Call-In Notice and its attachments appended to the RED. The DCI Notice contains two response forms which are to be completed and submitted to the Agency within 90 days of receipt. The first form, "Data Call-In Response," asks whether the registrant will meet the data requirements for each product. The second form, "Requirements Status and Registrant's Response," lists the product specific data required for each product, including the standard six acute toxicity tests. A registrant who wishes to participate in a batch must decide whether he/she will provide the data or depend on someone else to do so. If a registrant supplies the data to support a batch of products, he/she must select one of the following options: Developing Data (Option 1), Submitting an Existing Study (Option 4), Upgrading an Existing Study (Option 5) or Citing an Existing Study (Option 6). If a registrant depends on another registrant's data, he/she must choose among: Cost Sharing (Option 2), Offers to Cost Share (Option 3) or Citing an Existing Study (Option 6). If a registrant does not want to participate in a batch, the choices are Options 1, 4, 5 or 6. However, a registrant should know that choosing

not to participate in a batch does not preclude other registrants in the batch from citing his/her studies and offering to cost share (Option 3) those studies.

Fifteen OPP Chemical Codes were found which contain copper compounds as their active ingredient(s) for these copper compounds. These OPP Chemical Codes were distributed among four reregistration Cases, plus two Chemical Codes not assigned to Cases. This batching exercise has placed the respective products in batches, as well no batch groups, within each OPP Chemical Code, in accordance with the active and inert ingredients and type of formulation. The names of each of the OPP Chemical Codes are listed verbatim as they appear in OPPIN Query, with alternate names listed in brackets, with the Chemical Code Number also listed in brackets.

Batching Instructions:

Products listed in Batches having higher Batch Numbers may choose to rely on Toxicity Category III/IV acute data performed with the Technical Grade products. Products in the “No Batch” group should generate their own acute mammalian toxicity data. Please note that the any acute toxicity values included in this document are for informational purposes only; the data supporting these values may or may not meet the current acceptance criteria.

CASE # 0636: COPPER SULFATES

Sulfuric acid, copper (2+), salt basic [basic copper sulfate] [008101]:

Batch 1	EPA Reg. No.	Percent Active Ingredient
	352-683	Tribasic Copper sulfate monohydrate: 95 (metallic Cu equivalent 53%)
	769-709	Tribasic Copper sulfate: 53 (metallic Cu equivalent 53%)
	802-12	Basic Copper sulfate: 95 [on Label: 90] [metallic Cu equivalent 50%]
	829-258	Basic Copper sulfate: 98 (metallic Cu equivalent 53.0%)
	1812-372	Basic Copper sulfate: 98.0 (metallic Cu equivalent 53%)
	19713-72	Basic Copper sulfate: 98.0 (metallic Cu equivalent 53.0%)
	19173-289	Basic Copper sulfate: 98.0 (metallic Cu equivalent 53.0%)
	42750-168	Basic Copper sulfate: 94.34 (metallic Cu equivalent 50.0%)
	45002-8	Basic Copper sulfate: 98.0 (metallic Cu equivalent 53.0%)
	46923-9	Basic Copper sulfate: 99 (metallic Cu equivalent 53%)
	51036-12	Basic Copper sulfate: [95.3] (metallic Cu equivalent 50.0%)
	51036-15	Basic Copper sulfate: 98.0 (metallic Cu equivalent 53%) [in 1970s, product formulated with copper oxide, based on both CSFs and Labels]
	51036-24	Basic Copper sulfate: 98.0 (metallic Cu equivalent 53%)
	81449-3	Basic Copper sulfate: 98.5 (metallic Cu equivalent 53%)
Batch 2	EPA Reg. No.	Percent Active Ingredient
	4581-395	Basic Copper sulfate: 47.0 (metallic Cu equivalent 25.5%)

	17545-7	<i>Basic Copper sulfate: 47.1 (metallic Cu equivalent 25%; plus as an inert, specifically, metallic zinc equivalent, derived from zinc oxysulfate: 25%)</i>
	19173-81	Basic Copper sulfate: 45.0 (metallic Cu equivalent 23.85%)
	45002-21	Basic Copper sulfate: 46.3 (metallic Cu equivalent 25.0%; plus, as an inert: elemental zinc, derived from zinc oxide [78%], present at 31.5%)
	51036-272	Basic Copper sulfate: 46.3 (metallic Cu equivalent 25.0%; plus, as an inert: elemental zinc equivalent, derived from zinc oxide: 25.0%)
	55146-14	<i>Basic Copper sulfate: 45.2 (metallic Cu equivalent 24%; plus, as an inert: elemental zinc equivalent, derived from zinc oxide: 24%)</i>

Batch 3	EPA Reg. No.	Percent Active Ingredient
	4581-396	Basic Copper sulfate: 36.9 (metallic Cu equivalent 20%)
	35253-5	Basic Copper sulfate: 39 (metallic Cu equivalent: 6 pounds of powdered 50% copper fungicides per one gallon of product [?])

Batch 4	EPA Reg. No.	Percent Active Ingredient – Granular, Powders, or Tablets
	5905-483	Basic Copper sulfate: 26.12 (metallic Cu equivalent: not stated on label “This product contains 3.5 lbs. Metallic Copper per gallon. Copper source is Tribasic Copper Sulfate.”) <i>[this product is listed in OPP Chem Code 024401, Copper sulfate pentahydrate]</i>
	35935-3	Basic Copper sulfate: 27.1 (metallic Cu equivalent 14.9%)
	51036-28	Basic Copper sulfate: 29.4 (metallic Cu equivalent 15.9%)
	55146-9	Basic Copper sulfate: 28.9 (metallic Cu equivalent 15%)

Batch 5	EPA Reg. No.	Percent Active Ingredient (Products in this batch may be batched with Batch 2 of Copper Sulfate Pentahydrate, which also represent Bordeaux Mixture products)
	192-191	Basic Copper sulfate, expressed as metallic copper: 12.75
	769-852	Basic Copper sulfate, expressed as metallic copper: 12.75
	829-6	Basic Copper sulfate: 13.3 (metallic Cu equivalent 7.10%)
	5481-135	Copper (in Bordeaux Mixture), expressed as metallic copper: 12.5
	5887-41	Basic Copper sulfate, expressed as metallic copper: 12.75
	33955-97	Copper, expressed as metallic (in the form of Bordeaux Mixture): 13.3 <i>[product is incorrectly listed in OPP Chem Code 024405, Chelates of copper]</i>

Batch 6	EPA Reg. No.	Percent Active Ingredient
	5481-322	Copper (in Basic Copper Sulfate), expressed as metallic copper: 7.0
	7401-373	Copper (from Tri-Basic Copper Sulfate), expressed as metallic copper: 7.0

No Batch	EPA Reg. No.	Percent Active Ingredient
	4-29	Basic Copper sulfate, expressed as metallic: 7.00 Carbaryl: 1.25 Rotenone: 0.50

		Other Cube Resins: 1.00
4-30		Basic Copper sulfate, expressed as metallic: 7.00 Rotenone: 0.75 Other Cube Resins: 1.50
4-53		Basic Copper sulfate, expressed as metallic: 7.0 Rotenone: 1.5 Other Cube Resins: 2.20
4-58		Basic Copper sulfate: 7.00 (metallic Cu equivalent 3.76%)
4-107		Basic Copper sulfate: 5.00 (metallic Cu equivalent 2.7%) Pyrethrins: 0.03 Rotenone: 0.50 Other Cube Resins: 0.75 Sulfur (4-5 microns): 25.00
4-458		Basic Copper sulfate, expressed as metallic: 7 Carbaryl: 2
35935-4		Basic Copper sulfate: 60 (metallic Cu equivalent 33.1%) <i>[this product is listed in OPP Chem Code 024401, Copper sulfate pentahydrate]</i>
4581-397		Basic Copper sulfate: 22.1 (metallic Cu equivalent 12%) Mancozeb: 30.4
4581-412		Basic Copper sulfate: 90.3 (metallic Cu equivalent 50.8%)
4581-413		Basic Copper sulfate: 77.1 (metallic Cu equivalent 40%)
51036-208		Basic Copper sulfate: 27.5 (metallic Cu equivalent 14%) Sulfur: 15.5
57538-6		Basic Copper sulfate: 8.4 (metallic Cu equivalent 4.4%) Sulfur: 50

Copper sulfate pentahydrate [024401]:

Batch 1	EPA Reg. No.	Percent Active Ingredient
	829-210	Copper sulfate (Pentahydrate): 99 (metallic Cu equivalent 25.2%)
	1022-573	Copper sulfate pentahydrate: 99 (metallic Cu equivalent 25.2%)
	1278-5	Copper sulfate pentahydrate: 99 (metallic Cu equivalent 25.2%)
	1278-8	Copper sulfate pentahydrate: 99 (metallic Cu equivalent 25.2%)
	1386-304	Copper sulfate pentahydrate: 99 (metallic Cu equivalent 25.2%)
	1706-55	Copper sulfate pentahydrate: 80 (metallic Cu equivalent 20.4%)
	1812-293	Copper sulfate pentahydrate: 99 (metallic Cu equivalent 25.2%)
	1812-304	Copper sulfate pentahydrate: 99 (metallic Cu equivalent 25.2%)
	1812-313	Copper sulfate pentahydrate: 99 (metallic Cu equivalent 25.2%)
	1812-314	Copper sulfate pentahydrate: 99 (metallic Cu equivalent 25.2%)
	1812-379	Copper sulfate pentahydrate: 99 (metallic Cu equivalent 25.2%)
	2800-58	Copper sulfate pentahydrate: 99 (metallic Cu equivalent 25.2%)
	7401-326	Copper sulfate pentahydrate: 99 (metallic Cu equivalent 25.2%)
	7401-384	Copper sulfate pentahydrate: 99 (metallic Cu equivalent 25.2%)

	7687-1	Copper sulfate pentahydrate: 96.9 (metallic Cu equivalent 24.6%)
	7792-1	Copper sulfate pentahydrate: 99 (metallic Cu equivalent 25.2%)
	8660-65	Copper sulfate pentahydrate: 99 (metallic Cu equivalent 25.2%)
	10266-1	Copper sulfate pentahydrate: 99 (metallic Cu equivalent 25%)
	10779-1	Copper sulfate pentahydrate: 99 (metallic Cu equivalent 25.4%)
	10807-208	Copper sulfate pentahydrate: 99 (metallic Cu equivalent 25.2%)
	19713-406	Copper sulfate pentahydrate: 99 (metallic Cu equivalent 25.2%)
	19713-407	Copper sulfate pentahydrate: 99 (metallic Cu equivalent 25.2%)
	34797-39	Copper sulfate pentahydrate: 99 (metallic Cu equivalent 25.2%)
	35896-19	Copper sulfate pentahydrate: 99 (metallic Cu equivalent 25.2%)
	35896-20	Copper sulfate pentahydrate: 99.5 (metallic Cu equivalent 25.2%)
	46923-4	Copper sulfate pentahydrate: 99 (metallic Cu equivalent 25.2%)
	56501-2	Copper sulfate pentahydrate: 99 (metallic Cu equivalent 25.2%)
	56576-1	Copper sulfate pentahydrate: 99 (metallic Cu equivalent not less than 25%)
	71146-2	Copper sulfate pentahydrate: 99 (metallic Cu equivalent 25.2%)
	73385-1; -2	Copper sulfate pentahydrate: 99 (metallic Cu equivalent 25.2%)

Batch 2	EPA Reg. No.	Percent Active Ingredient (Products in this batch may be batched with Batch 5 of Basic Copper Sulfate, which also represent Bordeaux Mixture products)
	2217-613	Copper (in form of Bordeaux Mixture), expressed as metallic: 13.3
	8660-44	Copper (in form of Bordeaux Mixture), expressed as metallic: 12.50

Batch 3	EPA Reg. No.	Percent Active Ingredient – Granular, Powders, or Tablets
	3432-68	Copper sulfate pentahydrate: 24.70 (metallic Cu equivalent 6.29%)
	5905-524	Copper sulfate pentahydrate: 23.70 (metallic Cu equivalent 6.0%)
	7124-51	Copper sulfate pentahydrate: [25.2] (metallic Cu equivalent 6.24%)
	7364-26	Copper sulfate pentahydrate: 19.91 (metallic Cu equivalent 5.0%)
	71686-1	Copper sulfate pentahydrate: 20.0 (metallic Cu equivalent 5.0%)

Batch 4	EPA Reg. No.	Percent Active Ingredient – Water-Based
	7792-5	Copper sulfate pentahydrate: 19.8 (metallic Cu equivalent 4.95%)
	11435-3	Copper sulfate pentahydrate: [22.81] (metallic Cu equivalent 6.0%)
	12204-1	Copper sulfate pentahydrate: 19.8 (metallic Cu equivalent 5.04%)
	33136-1	Copper sulfate pentahydrate: 19.8 (metallic Cu equivalent 5.04%)
	41246-4	Copper sulfate pentahydrate: 25.0 (metallic Cu equivalent “not less than 6.30%”)
	49538-5	Copper sulfate pentahydrate: 21.36 (metallic Cu equivalent 5.5%)
	61943-1	Copper sulfate pentahydrate: 19.8 (metallic Cu equivalent 5%)
	64962-1	Copper sulfate pentahydrate: 19.8 (metallic Cu equivalent 5%)
	65109-1	Copper sulfate pentahydrate: 20 (metallic Cu equivalent 5%)
	66675-1	Copper sulfate pentahydrate: 19.8 (metallic Cu equivalent 5.0%)
	66675-3	Copper sulfate pentahydrate: 19.8 (metallic Cu equivalent 5.0%)
	66675-4	Copper sulfate pentahydrate: 19.8 (metallic Cu equivalent 5.0%)

	70204-1	Copper sulfate pentahydrate: 19.8 (metallic Cu equivalent 5.1%)
	70204-2	Copper sulfate pentahydrate: 19.8 (metallic Cu equivalent 5.1%)
	70246-1	From Copper sulfate pentahydrate: metallic Cu equivalent 5.1%
	70264-5	Copper sulfate pentahydrate: 25.0 (metallic Cu equivalent “not less than 6.30%”)
	70845-1	Copper sulfate pentahydrate: [20.0] (metallic Cu equivalent 5.0%)
	74942-1	Copper sulfate pentahydrate: 19.7 (metallic Cu equivalent 5.0%)
	83190-1	Copper sulfate pentahydrate: 19.8 (metallic Cu equivalent 5.04%)

Batch 5	EPA Reg. No.	Percent Active Ingredient – Granular, Powders, or Tablets
	54564-2	Copper sulfate pentahydrate: 9.08 (metallic Cu equivalent 2.3%)
	71537-1	Copper sulfate pentahydrate: [12.5] (metallic Cu equivalent 3.125%)
	73123-1	Copper sulfate pentahydrate: 13 (metallic Cu equivalent 3.25%)

Batch 6	EPA Reg. No.	Percent Active Ingredient – Water-Based
	5185-473	Copper sulfate pentahydrate: [13.0] (metallic Cu equivalent 3.3%; contains polymeric polyacrylate and gluconate stabilizing agents)
	5185-474	Copper sulfate pentahydrate: [13.0] (metallic Cu equivalent 3.3%; contains polymeric polyacrylate and gluconate stabilizing agents)
	27588-2	Copper sulfate pentahydrate: 10.9 (metallic Cu equivalent 2.7%)
	58412-1	Copper sulfate pentahydrate: 11.83 (metallic Cu equivalent 3.03%)
	72083-1	Copper sulfate pentahydrate: 11.8 (metallic Cu equivalent 3.0%)

Batch 7	EPA Reg. No.	Percent Active Ingredient – Water-Based
	49538-3	Copper sulfate pentahydrate: 3.98 (metallic Cu equivalent 1.0%)
	71983-1	Copper sulfate pentahydrate: 3.91 (metallic Cu equivalent 1.0%)

Batch 8	EPA Reg. No.	Percent Active Ingredient – Water-Based
	41246-5	Copper sulfate pentahydrate: 1.0 (metallic Cu equivalent “not less than 0.25%”)
	41246-6	Copper sulfate pentahydrate: 1.0 (metallic Cu equivalent “not less than 0.25%”)

Batch 9	EPA Reg. No.	Percent Active Ingredient
	67712-1	Copper sulfate pentahydrate: 8.23 (metallic Cu equivalent 2.0%) Metallic silver, from silver nitrate: 3.51
	67712-5	Copper sulfate pentahydrate: 9.43 (metallic Cu equivalent 2.40%) Metallic silver, from silver nitrate: 2.33

Batch 10	EPA Reg. No.	Percent Active Ingredient
	33034-2	Copper sulfate pentahydrate: 0.05 Diuron: 0.67
	33034-3	Copper sulfate pentahydrate: 0.05 Diuron: 0.67

No Batch	EPA Reg. No.	Percent Active Ingredient
	352-707	Copper sulfate pentahydrate: 26.2 Copper Hydroxide: 17.1 (total metallic Cu equivalent from the two active ingredients: 20%) <i>[this product is also listed in OPP Chem Code 023401, Copper hydroxide]</i>
	1258-1244	Copper sulfate pentahydrate: 1.5 Trichloro-s-triazinetriene: 93.5%
	3525-102	Copper sulfate pentahydrate: 4.0 (metallic Cu equivalent 1.01%)
	5905-486	[Copper sulfate pentahydrate: 15.9] (metallic Cu equivalent 4%) <i>[this product is listed in OPP Chem Code 024408, Copper Sulfate (Anhydrous), based on Active Ingredient listed on label (at 10.0%), but all available CSFs list TGAI as Copper Sulfate Pentahydrate, at 15.9% (@ 99.5%, = 15.82%)]</i>
	7152-20	[Copper sulfate pentahydrate: 5.4] [n-]Alkyl (5%C ₁₂ , 60%C ₁₄ , 30%C ₁₆ , 5%C ₁₈) dimethyl benzyl ammonium chloride: 2.54% Dialkyl (5%C ₁₂ , 60%C ₁₄ , 30%C ₁₆ , 5%C ₁₈) dimethyl benzyl ammonium chloride: 0.01% <i>[this product is listed in OPP Chem Code 024408, Copper Sulfate (Anhydrous), based on the Active Ingredient listed on Labels, but the most-recent CSF lists a TGAI which was Copper Sulfate Pentahydrate]</i>
	7364-46	Copper sulfate pentahydrate: 2.2 (as metallic copper) Sodium dichloro-s-triazinetriene: 93.5%
	8622-68	Copper sulfate pentahydrate: [0.24] (metallic Cu equivalent 0.15%) Mono- and dipotassium salts of Phosphorous Acid: 10.30
	8999-3	Copper sulfate pentahydrate: [6.34] ([metallic Cu equivalent 1.61%])
	33034-1	Copper sulfate pentahydrate: 1.02 Diuron: 0.51
	35056-4	Copper sulfate pentahydrate: 28.029 (metallic Cu equivalent 7.1%) [n-]Alkyl (5%C ₁₂ , 60%C ₁₄ , 30%C ₁₆ , 5%C ₁₈) dimethyl benzyl ammonium chloride: 0.625% [n-]Alkyl (68%C ₁₂ , 32%C ₁₄) dimethyl ethylbenzyl ammonium chloride: 0.625%
	49538-2	Copper sulfate pentahydrate: 21.36 (metallic Cu equivalent 5.5%)
	70131-1	Copper sulfate [pentahydrate]: 1.6 [1.58] <i>[listed as "Ready-to-Use Solution" in OPPIN Query, but actually a powder]</i>
	70303-1	Copper sulfate pentahydrate: 11.24 (metallic Cu equivalent 3.1%) [n-]Alkyl (40%C ₁₂ , 50%C ₁₄ , 10%C ₁₆) dimethyl benzyl ammonium chloride: 4.54%
	75526-1	Copper sulfate pentahydrate: 2.66 (metallic Cu equivalent 0.68%)

Copper sulfate (anhydrous) [024408]:

[There are no products which should be placed within the Chemical Code, based on the CSFs of the only two active products in OPPIN Query; these two products, 5905-486 and 7152-20, are

batched in OPP Chemical Code 008101, the Copper Sulfate Pentahydrate products above.]

CASE # 0649: GROUP II COPPER COMPOUNDS

Basic copper chloride [008001] & Copper oxychloride (Cu₂Cl(OH)₃) [023501]:

[Note: no products within the 008001 OPP Chemical Code actually contain Copper Chloride; instead all contain Copper Oxychloride, based on the respective CSFs and most-recent Labels]

Batch 1	EPA Reg. No.	Percent Active Ingredient
		Chemical Code 008001: Basic Copper Chloride
	1812-333	Copper Oxychloride: 99.4 (metallic Cu equivalent 57.6%)
	1812-345	Copper Oxychloride: 85 (metallic Cu equivalent 50%)
	1812-383	Copper Oxychloride: 92 (metallic Cu equivalent 53%)
	19713-365	Copper Oxychloride: 98.25 (metallic Cu equivalent 58%)
	19713-366	Copper Oxychloride: 97.0 (metallic Cu equivalent 57%)
	19713-390	Copper Oxychloride: 85.0 (metallic Cu equivalent 50%)
	45002-17	Copper Oxychloride: 86.2 (metallic Cu equivalent 50%)
	55146-15	Copper Oxychloride: 98 (metallic Cu equivalent 58%)
	55146-40	Copper Oxychloride: [87.72] (metallic Cu equivalent 50.0%)
	55146-43	Copper Oxychloride: 98 (metallic Cu equivalent 58%)
	79558-1	Copper Oxychloride: 97.0 (metallic Cu equivalent 57%)
	79558-3	Copper Oxychloride: 85 (metallic Cu equivalent 50%)
	81449-2	Copper Oxychloride: 98.5 (metallic Cu equivalent 58%)
		Chemical Code 023501: Copper Oxychloride
	35253-4	Copper Oxychloride: 86.2 (metallic Cu equivalent 50%)
	45002-6	Copper Oxychloride: 98.25 (metallic Cu equivalent 58%)
	51036-124	Copper Oxychloride: 86.2 (metallic Cu equivalent 50%)
	51036-125	Copper Oxychloride: 91.4 (metallic Cu equivalent 53%)
	51036-273	Copper Oxychloride: 86.2 (metallic Cu equivalent 50%)
	51036-277	Copper Oxychloride: 98.25 (metallic Cu equivalent 58%)

Batch 2	EPA Reg. No.	Percent Active Ingredient
		Chemical Code 023501: Copper Oxychloride
	45002-23	Copper Oxychloride: 67.22 (metallic Cu equivalent 40%)
	51036-274	Copper Oxychloride: 67.22 (metallic Cu equivalent 40%)

Batch 3	EPA Reg. No.	Percent Active Ingredient
		Chemical Code 008001: Basic Copper Chloride
	81293-2	Copper Oxychloride: 11.7 (metallic Cu equivalent 6.9%)
		Chemical Code 023501: Copper Oxychloride
	81293-3	Copper Oxychloride: 11.7 (metallic Cu equivalent 6.9%)

No Batch	EPA Reg. No.	Percent Active Ingredient
		Chemical Code 008001: Basic Copper Chloride
	51036-82	Copper Oxychloride: [42.0] (metallic Cu equivalent 23.08%)
		Chemical Code 023501: Copper Oxychloride
	9779-339	Copper Oxychloride: [26.3] (metallic Cu equivalent 24%) Chlorothalonil: 24
	74307-1	Copper Oxychloride: 15.00 (metallic Cu equivalent 8.7%) Sulfur: 30.00 [metallic zinc equivalent derived from basic zinc salts: 8.5%]
	80289-3	Copper oxychloride: 17.6 Copper hydroxide: 16.4 (total metallic Cu equivalent from the two active ingredients: 20%) <i>[this product is also listed in OPP Chem Code 023401, Copper Hydroxide]</i>

Copper oxychloride sulfate [023503]:

Batch 1	EPA Reg. No.	Percent Active Ingredient
	34704-326	Copper oxychloride: 30.4 Basic Copper sulfate: 14.2 (metallic Cu equivalent from the two active ingredients: 50%) <i>[this product is listed in OPP Chem Code 008101, Basic Copper Sulfate, and in 023501, Copper Oxychloride, as well as in 023503]</i>
	55146-22	From Copper oxychloride sulfate: expressed as copper metallic: 53
	55146-23	From Copper oxy chloride sulfate: expressed as copper metallic: 50 (metallic Cu from Cu oxychloride: 48%, and from Cu sulfate: 2%)
	55146-31	From Copper oxychloride sulfate: expressed as copper metallic: 57

Batch 2	EPA Reg. No.	Percent Active Ingredient
	45002-16	Copper in the form of copper oxychloride sulfate: expressed as metallic copper: 50
	51036-190	Copper present as copper oxychloride sulfate: expressed as metallic copper: 50
	55146-5	From Copper oxychloride-sulfate: expressed as copper metallic: 56

Batch 3	EPA Reg. No.	Percent Active Ingredient
	2935-535	Basic Copper sulfate: 7.11 Copper oxychloride: 19.36 (total metallic Cu equivalent from these two active ingredients: not listed) Sulfur: 25.00
	10951-11	Copper oxychloride [CSF: 19.6] and Basic Copper sulfate [CSF: 7.4] (total metallic Cu equivalent from the two active ingredients: 15%) Sulfur: 25.0
	34704-393	Copper oxychloride [CSF: 19.21] and Basic Copper sulfate [CSF: 7.64] (total metallic Cu equivalent from the two active ingredients: 15%) Sulfur: 25.0
	11656-103	Copper oxychloride: 19.5

	[was 81449-4]	Basic Copper sulfate: 7.6 (total metallic Cu equivalent from the two active ingredients: 15%) Sulfur: 25.0 <i>[this product is listed in OPP Chem Code 008101, Basic Copper Sulfate, and in 008001, Basic Copper Chloride, but not yet in 023503]</i>
	82571-5	Basic Copper sulfate: 7.6 Copper oxychloride: 19.5 (total metallic Cu equivalent from the two active ingredients: 15%) Sulfur: 25.0 <i>[this product is listed in OPP Chem Code 008101, Basic Copper Sulfate, and in 008001, Basic Copper Chloride, but not yet in 023503]</i>

No Batch	EPA Reg. No.	Percent Active Ingredient
	34704-320	From Copper oxychloride and Basic Copper sulfate: expressed as copper metallic: 6
	34704-401	Copper Oxychloride: [36.30] Basic Copper sulfate: [6.40] (metallic Cu equivalent 24% in the “form of basic sulphates and chlorides”; plus as an inert: metallic zinc equivalent, derived from basic zinc sulfate: 24%)

Copper carbonate [022901]:

Batch 1	EPA Reg. No.	Percent Active Ingredient
	1812-384	Copper carbonate: 96.0 (metallic Cu equivalent 55%)
	3008-96	Copper carbonate: 96.8 (metallic Cu equivalent 55.6%)
	35896-28	Copper carbonate: 97.2 (metallic Cu equivalent 55%)
	38871-1	Copper carbonate: 97.75 (metallic Cu equivalent 56.17%)
	38871-2	Copper carbonate: 87.25 (metallic Cu equivalent 50.14%)
	46923-8	Copper carbonate: 96.0 (metallic Cu equivalent 55%)
	55146-74	Copper carbonate: 97.2 (metallic Cu equivalent 55%)
	56248-2	Copper carbonate: 98.0 (metallic Cu equivalent 57%)
	65345-3	Copper carbonate: 97.69 (metallic Cu equivalent 56%)

Batch 2	EPA Reg. No.	Percent Active Ingredient
	3008-92	Copper carbonate: 57.6 (metallic Cu equivalent 33.31%)
	35896-27	Copper carbonate: 48.0 (metallic Cu equivalent 27.6%)

Batch 3	EPA Reg. No.	Percent Active Ingredient
	3008-90	Copper carbonate: 35.37 (metallic Cu equivalent 20.46%) Didecyl dimethyl ammonium carbonate <i>and</i> Didecyl dimethyl ammonium bicarbonate: 12.80
	11435-6	Copper carbonate: 36.7 (metallic Cu equivalent 20.46%) Didecyldimethylammonium carbonate <i>and</i> Didecyldimethylammonium bicarbonate: 12.80

Batch 4	EPA Reg. No.	Percent Active Ingredient
	75506-2	Basic copper carbonate: 16.73 Boric acid: 9.25 Tebuconazole: 0.51
	75506-4	Basic copper carbonate: 16.10 Boric acid: 9.25 Tebuconazole: 0.37

Batch 5	EPA Reg. No.	Percent Active Ingredient
	61718-3	Copper carbonate: Label: 1.3 [actually 2.55%] (metallic Cu equivalent 1.3%) [cellulose: 91.45%]
	61718-1	Copper carbonate: Label: 1.3 [actually 2.55%] (metallic Cu equivalent 1.3%) Ethoxyquin: 0.1% [cellulose: 91.45%]
	84127-1	Copper carbonate: Label: 1.3 [actually 2.55%] (metallic Cu equivalent 1.3%) Ethoxyquin: 0.1% [contains cellulose: 91.45%]

Batch 6	EPA Reg. No.	Percent Active Ingredient
	11435-4	Cooper carbonate: 17.94 (monoethanolamine complex of copper carbonate) (metallic Cu equivalent 10.31%)
	11435-5	Cooper carbonate: 15.66 (monoethanolamine complex of copper carbonate) (metallic Cu equivalent 9.00%)
	35896-32	Cooper carbonate: 17.94 (monoethanolamine complex of copper carbonate) (metallic Cu equivalent 10.31%)
	67690-9	Cooper carbonate: 15.9 (metallic Cu equivalent 9.1%)
	67690-10	Cooper carbonate: 15.9 (metallic Cu equivalent 9.1%)

Batch 7	EPA Reg. No.	Percent Active Ingredient
	11435-8	Basic copper carbonate: 34.795 (metallic Cu equivalent 20.0%) Tebuconazole: 0.812
	11435-10	Basic copper carbonate: 34.795 (metallic Cu equivalent 20.0%) Tebuconazole: 0.812

No Batch	EPA Reg. No.	Percent Active Ingredient
	11435-9	Copper carbonate: 34.8 (metallic Cu equivalent 20.0%)
	65345-2	Copper carbonate: 77.8 (metallic Cu equivalent 45%)
	71406-2	Copper carbonate: 16.3 Bis-(N-Cyclohexyldiazoniumdioxy)copper: 3.5 Boric acid: 5.0 (metallic Cu equivalent 10%)
	75269-2	Copper carbonate: 17.61 Didecyl-bis(2-hydroxyethyl)ammonium: 5.54

		Boric acid: 8.0 (metallic Cu equivalent not specified on Label or CSF)
	75506-1	Basic copper carbonate: 18.18 Boric acid: 9.74 Propiconazole: 0.40

Copper (2+), tetraamine [copper ammonium complex] [022702]:

Batch 1	EPA Reg. No.	Percent Active Ingredient
	909-92	Copper, metallic: 8.0 (from Copper Ammonium Complex)
	1812-298	Copper as elemental: 8.0 (from Copper-Ammonium Complex)
	10465-3	Copper ammonium complex: 31.4 (metallic Cu equivalent 8.0%)
	19713-509	Copper, metallic: 8.0 (from Copper Ammonium Complex)
	54705-7	Copper ammonium complex: 31.4 (metallic Cu equivalent 8.0%)

Copper ammonium carbonate [022703]:

Batch 1	EPA Reg. No.	Percent Active Ingredient
	3008-89	Copper ammonium carbonate: 24.1 (metallic Cu equivalent 8.0%)
	10465-33	Copper ammonium carbonate: 24.1 (metallic Cu equivalent 8.0%)

No Batch	EPA Reg. No.	Percent Active Ingredient
	3008-85	Copper ammonium carbonate: 21.88 (metallic Cu equivalent 9.3%) n-Alkyl (67%C ₁₂ , 25%C ₁₄ , 7%C ₁₆ , 1%C ₁₈) dimethyl benzyl ammonium chloride: 4.6% [this product is actually listed in OPP Chem Code 022901, Copper Carbonate]

Copper hydroxide [023401]:

Batch 1	EPA Reg. No.	Percent Active Ingredient
	352-682	Copper hydroxide: 88 (metallic Cu equivalent 57.3%)
	352-711	Copper hydroxide: 95.6 (metallic Cu equivalent 62.2%)
	1812-292	Copper hydroxide: 88 (metallic Cu equivalent 57.3%)
	1812-347	Copper hydroxide: 88 (metallic Cu equivalent 57.3%)
	10163-159	Copper hydroxide: 90 (metallic Cu equivalent 57%)
	19713-327	Copper hydroxide: 88 (metallic Cu equivalent 57.3%)
	19713-328	Copper hydroxide: 90 (metallic Cu equivalent 58.6%)
	19713-329	Copper hydroxide: 90 (metallic Cu equivalent 58.6%)
	35896-30	Copper hydroxide: 88 (metallic Cu equivalent 57.3%)
	45002-5	Copper hydroxide: 90 (metallic Cu equivalent 57%)

	51036-276	Copper hydroxide: 90 (metallic Cu equivalent 57%)
	55146-3	Copper hydroxide: 88 (metallic Cu equivalent ? [not reported on label])
	55146-60	Copper hydroxide: 95.2 (metallic Cu equivalent 62.0%)
	79558-2	Copper hydroxide: 93.5 (metallic Cu equivalent 60%)

Batch 2	EPA Reg. No.	Percent Active Ingredient
	352-681	Copper hydroxide: 77 (metallic Cu equivalent 50%)
	9779-298	Copper hydroxide: 77 (metallic Cu equivalent 50%)
	10163-107	Copper hydroxide: 77 (metallic Cu equivalent 50%)
	11435-7	Copper hydroxide: 77 (metallic Cu equivalent 50%)
	19713-321	Copper hydroxide: 77 (metallic Cu equivalent 50%)
	34704-969	Copper hydroxide: 77 (metallic Cu equivalent 50%)
	42740-132	Copper hydroxide: 77 (metallic Cu equivalent 50%)
	45002-4	Copper hydroxide: 77 (metallic Cu equivalent 50%)
	45002-7	Copper hydroxide: 77 (metallic Cu equivalent 50%)
	51036-269	Copper hydroxide: 77 (metallic Cu equivalent 50%)
	51036-270	Copper hydroxide: 77 (metallic Cu equivalent 50%)
	55146-1	Copper hydroxide: 77 (metallic Cu equivalent 50%)
	64744-1	Copper hydroxide: 77 (metallic Cu equivalent 50%)
	81015-1	Copper hydroxide: 77 (metallic Cu equivalent 50%)

Batch 3	EPA Reg. No.	Percent Active Ingredient
	352-656	Copper hydroxide: 53.8 (metallic Cu equivalent 35%)
	352-688	Copper hydroxide: 61.4 (metallic Cu equivalent 40%)
	45002-22	Copper hydroxide: 61.4 (metallic Cu equivalent 40%)
	51036-271	Copper hydroxide: 61.4 (metallic Cu equivalent 40%)
	55146-57	Copper hydroxide: 57.6 (metallic Cu equivalent 37.5%)
	67690-37	Copper hydroxide: 53.8 (metallic Cu equivalent 35%)
	80289-2	Copper hydroxide: 61.3 (metallic Cu equivalent 40%)

Batch 4	EPA Reg. No.	Percent Active Ingredient
	352-662	Copper hydroxide: 46.1 (metallic Cu equivalent 30%)
	55146-50	Copper hydroxide: 46.1 (metallic Cu equivalent 30%)
	67690-33	Copper hydroxide: 43.1 (metallic Cu equivalent 28%)

Batch 5	EPA Reg. No.	Percent Active Ingredient
	352-684	Copper hydroxide: 37.5 (metallic Cu equivalent 24.4%)
	352-685	Copper hydroxide: 30.7 (metallic Cu equivalent 20%)
	1812-301	Copper hydroxide: 30 (metallic Cu equivalent 19.4%)
	9779-275	Copper hydroxide: 37.5 (metallic Cu equivalent? [not reported on label] "4.5 lbs cupric hydroxide per gallon")
	19173-301	Copper hydroxide: 37.5 (metallic Cu equivalent 24.4%)
	42750-75	Copper hydroxide: 37.5 (metallic Cu equivalent 24.4%)

	42750-167	Copper hydroxide: 37.5 (metallic Cu equivalent 24.4%)
	51036-268	Copper hydroxide: 37.5 (metallic Cu equivalent 24.4%)
	55146-16	Copper hydroxide: 30.7 (metallic Cu equivalent 20%)
	55146-64	Copper hydroxide: 37.5 (metallic Cu equivalent 24.4%)

Batch 6	EPA Reg. No.	Percent Active Ingredient
	1812-338	Copper hydroxide: 23 (metallic Cu equivalent 15%)
	45002-20	Copper hydroxide: [26.1] (metallic Cu equivalent 17.0%)
	51036-275	Copper hydroxide: [26.1] (metallic Cu equivalent 17.0%)
	55146-41	Copper hydroxide: 23 (metallic Cu equivalent 15%)
	67690-27	Copper hydroxide: 23 (metallic Cu equivalent 15%)
	67690-29	Copper hydroxide: 19.6 (metallic Cu equivalent 12.8%)

Batch 7	EPA Reg. No.	Percent Active Ingredient
	45002-14	Copper hydroxide: 4.15 (metallic Cu equivalent 2.74%)
	67690-26	Copper hydroxide: 7.1 (metallic Cu equivalent 4.6%)
	67690-28	Copper hydroxide: 7.1 (metallic Cu equivalent 4.6%)
	68292-3	Copper hydroxide: 3.6 (metallic Cu equivalent 2.16%)

Batch 8	EPA Reg. No.	Percent Active Ingredient
	60061-39	Copper hydroxide: [8] Cuprous oxide: [48] (metallic Cu equivalent ? [not reported on label]) (need new CSF and new Label)
	60061-40	Copper hydroxide: [8] Cuprous oxide: [48] (metallic Cu equivalent ? [not reported on label]) (need new CSF and new Label)

Batch 9	EPA Reg. No.	Percent Active Ingredient
	352-690	Copper hydroxide: 46.1 (metallic Cu equivalent 30%) Mancozeb: 15.0
	67690-35	Copper hydroxide: 46.1 (metallic Cu equivalent 30%) Mancozeb: 15.0

No Batch	EPA Reg. No.	Percent Active Ingredient
	100-804	Copper hydroxide: 60.0 (metallic Cu equivalent 39.1%) Mefenoxam: 5.0
	352-707	Copper hydroxide: 17.1 Copper sulfate pentahydrate: 26.2 (total metallic Cu equivalent from the two active ingredients: 20%) <i>[this product is also listed in OPP Chem Code 024001, Copper sulfate pentahydrate]</i>
	1022-551	Copper hydroxide: 15.4 (metallic Cu equivalent 10%)
	1812-295	Copper hydroxide: 26 (metallic Cu equivalent 16.9%) Sulfur: 15

	54471-10	Copper hydroxide: 3.1 (metallic Cu equivalent 2.0%) Sodium tetraborate decahydrate: 43.5% (Boric Oxide equivalent 16.4%)
	60061-38	Copper hydroxide: [10] Cuprous oxide: [24] (metallic Cu equivalent ? [not reported on label]) (need new CSF and new Label)
	71653-2	Copper hydroxide: 2.9 (metallic Cu equivalent 2.6%) Disodium octaborate tetrahydrate: 90.6% Boric acid: 4.7%
	71653-4	Copper hydroxide: 8.8 (metallic Cu equivalent not specified) Disodium octaborate: 83.3% Boric acid: 4.7%
	82481-1	Copper hydroxide: 1.4 Cuprous oxide: 32.5 (total metallic Cu equivalent from the two active ingredients: 30.261)
	80289-3	Copper hydroxide: 16.4 Copper oxychloride: 17.6 (total metallic Cu equivalent from the two active ingredients: 20%) <i>[this product is also listed in OPP Chem Code 008001, Basic Copper Chloride]</i>

Copper as metallic (in the form of chelates of copper citrate and copper gluconate) [the chelates of copper citrate and/or gluconate] [024405]:

Batch 1	EPA Reg. No.	Percent Active Ingredient
	5185-493	Copper, in form of chelates of citrates and gluconates: 0.26 Sodium dichloro-s-triazinetrione: 63.05
	67262-35	Copper, in form of chelates of citrates and gluconates: 0.26 Sodium dichloro-s-triazinetrione: 63.05

No Batch	EPA Reg. No.	Percent Active Ingredient
	7364-9	Copper, in form of chelates of citrates and gluconates: 5.0
	7364-10	Copper, in form of chelates of citrates and gluconates: 0.5

CASE # 4026: COPPER SALTS

Copper salts of fatty and rosin acids [023104]:

Batch 1	EPA Reg. No.	Percent Active Ingredient
	352-694	Copper Salts of Fatty and Rosin Acids 58 (metallic Cu equivalent 5.14%)
	1812-377	Copper Salts of Fatty and Rosin Acids 48 (metallic Cu equivalent 4.0%)
	5887-163	Copper Salts of Fatty and Rosin Acids 48 (metallic Cu equivalent 4.0%)
	67690-36	Copper Salts of Fatty and Rosin Acids 58 (metallic Cu equivalent 5.14%)

No Batch	EPA Reg. No.	Percent Active Ingredient
	4-436	Copper Salts of Fatty and Rosin Acids 25.0% (metallic Cu equivalent 2%) Rotenone 0.5% Other Associated Resins 1.1% Pyrethrins 0.4%

Copper ethylene diamine complex [copper as elemental from copper-ethylenediamine complex] [024407]:

Batch 1	EPA Reg. No.	Percent Active Ingredient
	8959-54	Copper-ethylenediamine complex: 24% (metallic Cu equivalent 8%)
	67690-25	Derived from copper-ethylenediamine complex and copper sulfate pentahydrate (metallic Cu equivalent 8%)
	81943-1	Copper sulfate pentahydrate [contains "Ethyleneamine" as a "Complexing Agent"]: 31.27 (metallic Cu equivalent 8.0%)

Copper, ((2,2',2''-nitrilotris(ethanolato))(2-)-N,O,O',O'')- [copper from triethanolamine complex] [024403]:

Batch 1	EPA Reg. No.	Percent Active Ingredient
	1258-1280	From copper triethanolamine, copper as elemental: 7.1%
	3432-79	From copper triethanolamine complex: 24.75% [copper as elemental: ? [not reported on label]; ~ 7%]
	7124-100	From copper triethanolamine complex, copper as elemental: 7.0%
	8959-20	From copper triethanolamine complex, copper as elemental: 10.88%
	45309-28	From copper triethanolamine, copper as elemental: 7.1%
	55146-42	From copper triethanolamine complex, copper as elemental: 7.0%
	57787-17	From copper triethanolamine complex, copper as elemental: 7.0%
	67690-11	From copper "triethanolamine complexes", copper as elemental: 8% [this product is also listed in OPP Chem Code 022409, Copper Ethanolamine Complex] (need new CSF and new Label)
	67690-23	From copper triethanolamine complex, copper as elemental: 8.0%

	67690-24	From copper triethanolamine complex, copper as elemental: 8.0%
	67690-43	From Copper-Triethanolamine Complex and Copper Hydroxide, copper as elemental: 7.0%
	69681-12	From copper triethanolamine, copper as elemental: 7.1%
	81943-2	From copper triethanolamine complex, copper as elemental: 8.0%
	83742-1	From Copper-Triethanolamine Complex and Copper Hydroxide, copper as elemental: 8.0%

Batch 2	EPA Reg. No.	Percent Active Ingredient
	7616-68	From copper triethanolamine complex, copper as elemental: 3.5%
	45309-42	From copper triethanolamine complex, copper as elemental: 4.0%
	53735-9	From copper triethanolamine complex, copper as elemental: 3.03%
	67690-8	From copper triethanolamine complex, copper as elemental: 1.8%

Batch 3	EPA Reg. No.	Percent Active Ingredient
	3432-65	From copper triethanolamine complex, copper as elemental: 0.59%
	7346-83	From copper triethanolamine complex, copper as elemental: 1.05%
	45309-36	From copper triethanolamine, copper as elemental: 0.59%
	45309-41	From copper triethanolamine complex, copper as elemental: 0.59%

Batch 4	EPA Reg. No.	Percent Active Ingredient
	5481-140	From copper triethanolamine complex, copper as elemental: 0.142%
	7346-84	From copper triethanolamine complex, copper as elemental: 0.25%

Batch 5	EPA Reg. No.	Percent Active Ingredient
	5185-382	From copper triethanolamine complex, copper as elemental: 7.1% Alkyl (40%C ₁₂ , 50%C ₁₄ , 10%C ₁₆) dimethyl benzyl ammonium chloride: 2.5%
	42177-44	From copper triethanolamine complex, copper as elemental: 7.1% Alkyl (40%C ₁₂ , 50%C ₁₄ , 10%C ₁₆) dimethyl benzyl ammonium chloride: 2.5%
	67262-24	From copper triethanolamine complex, copper as elemental: 7.1% Alkyl (40%C ₁₂ , 50%C ₁₄ , 10%C ₁₆) dimethyl benzyl ammonium chloride: 2.5%

No Batch	EPA Reg. No.	Percent Active Ingredient
	8959-31	From copper triethanolamine complex, copper as elemental: 4.58% Alkyl (40%C ₁₂ , 50%C ₁₄ , 10%C ₁₆) dimethyl benzyl ammonium chloride: 39.29%
	57787-25	From copper triethanolamine complex, copper as elemental: 7.1% Poly(oxy-1,2-ethanediyl(dimethylimino)-1,2-ethanediyl(dimethylimino)-1,2-ethanediyl dichloride: 20%

		(need new CSF and new Label)
--	--	------------------------------

EDTA, copper salt [copper ethylenediaminetetraacetate] [039105]:

Batch 1	EPA Reg. No.	Percent Active Ingredient
	278-45	Copper, as elemental: 2.5% ["From copper ethylenediaminetetraacetic acid complex"]
	3525-95	Copper, as elemental: 2.57% [From Copper Sulfate Pentahydrate" but also with tetrasodium EDTA added]

No Batch	EPA Reg. No.	Percent Active Ingredient
	7144-39	Copper sulfate: 13.00% [as elemental copper, 3.24%, with EDTA added]; n-Alkyl (5%C ₁₂ , 60%C ₁₄ , 30%C ₁₆ , 5%C ₁₈) dimethyl benzyl ammonium chloride: 10.08% Dialkyl (5%C ₁₂ , 60%C ₁₄ , 30%C ₁₆ , 5%C ₁₈) methyl benzyl ammonium chloride: 1.92%

Copper, bis(8-quinolinolato-N1,O8)- [copper 8-quinolinolate] [024002]: In AD RED?
[from Case 4026 as listed in Rainbow Report]

Copper thiocyanate [025602]: In AD RED?
[from Case 4026 as listed in Rainbow Report]

Copper naphthenate [023102]: In AD RED? (from CASE 3099)
[from Case 3009 as listed in Rainbow Report]

UNSCHEDULED COPPER COMPOUNDS

Octanoic acid, copper salt [copper octanoate] [023306]:

No Batch	EPA Reg. No.	Percent Active Ingredient
	67702-2	10
	67702-1	0.08

Copper ethanolamine complex [024409]:

Batch 1	EPA Reg. No.	Percent Active Ingredient
	1258-1321	From mixed copper ethanolamine complexes, copper as elemental: 9.0%

	3008-86	Copper as elemental: 9.0% (from mixed copper ethanolamine complexes)
	3008-87	From mixed copper ethanolamine complexes, copper as elemental: 9.0%
	7346-96	From mixed copper ethanolamine complexes, copper as elemental: 9.09%
	8959-2	From mixed copper ethanolamine complexes, copper as elemental: 7.41%
	8959-10	From mixed copper ethanolamine complexes, copper as elemental: 9.0% [this product is listed in OPP Chem Code 024403, Copper Triethanolamine Complex]
	8959-28	From mixed copper ethanolamine complexes, copper as elemental: 9.3%
	8959-32	From mixed copper ethanolamine complexes, copper as elemental: 9.0% [this product is listed in OPP Chem Code 024403, Copper Triethanolamine Complex]
	8959-33	From mixed copper ethanolamine complexes, copper as elemental: 9.0% [this product is listed in OPP Chem Code 024403, Copper Triethanolamine Complex]
	8959-53	From mixed copper ethanolamine complexes, copper as elemental: 9.0% [this product is listed in OPP Chem Code 024403, Copper Triethanolamine Complex]
	10465-36	From mixed copper ethanolamine complexes, copper as elemental: 9.0%
	46043-26	From mixed copper ethanolamine complexes, copper as elemental: 7.41%
	67690-11	From copper “triethanolamine complexes”, copper as elemental: 8% [this product is also listed in OPP Chem Code 024403, Copper Triethanolamine Complex]
	75506-8	From mixed copper ethanolamine complexes, copper as elemental: 9.0%

Batch 2	EPA Reg. No.	Percent Active Ingredient
	8959-5	From mixed copper ethanolamine complexes, copper as elemental: 2.09%
	8959-12	From mixed copper ethanolamine complexes, copper as elemental: 3.7%
	8959-34	From mixed copper ethanolamine complexes, copper as elemental: 1.25% [this product is listed in OPP Chem Code 024403, Copper Triethanolamine Complex]
	11474-15	From mixed copper ethanolamine complexes, copper as elemental: 2.1%
	8959-51	From mixed copper ethanolamines, in an emulsified formulation, copper as elemental: 3.825%

Batch 3	EPA Reg. No.	Percent Active Ingredient
	3008-83	From mixed copper ethanolamine complexes, expressed as copper oxide equivalent: 9.2 (metallic Cu equivalent as elemental 7.4%) n-Alkyl (67%C ₁₂ , 25%C ₁₄ , 7%C ₁₆ , 1%C ₁₈) dimethyl benzyl ammonium chloride: 4.6%
	10465-39	From mixed copper ethanolamine complexes, expressed as copper oxide equivalent: 9.2 (metallic Cu equivalent as elemental 7.4%) n-Alkyl (67%C ₁₂ , 25%C ₁₄ , 7%C ₁₆ , 1%C ₁₈) dimethyl benzyl ammonium chloride: 4.6%

Batch 4	EPA Reg. No.	Percent Active Ingredient
	8959-14	From mixed copper ethanolamine complexes, expressed as copper: (metallic Cu equivalent as elemental 3.07%) n-Alkyl (67%C ₁₂ , 25%C ₁₄ , 7%C ₁₆ , 1%C ₁₈) dimethyl benzyl ammonium chloride: 26.34%

	46043-25	From mixed copper ethanolamine complexes, expressed as copper: (metallic Cu equivalent as elemental 3.07%) n-Alkyl (40%C ₁₂ , 50%C ₁₄ , 10%C ₁₆) dimethyl benzyl ammonium chloride: 26.34%
--	----------	---

CASE # 4025: COPPER, and ITS OXIDES

[These will be included in the RED issued by AD.]