



UNITED STATES ENVIRONMENTAL PROTECTION AGENCY
WASHINGTON, DC 20460

OFFICE OF CHEMICAL SAFETY
AND POLLUTION PREVENTION

July 5, 2022

Amanda Burwell
Biocide Registration Manager
Stepan Company
Electronic Transmittal: Amanda.burwell@stepan.com

Subject: Label Amendment – Changes to organism charts and other minor changes
Product Name: NP 9.0 (D & F) DETERGENT/DISINFECTANT
EPA Registration Number: 1839-96
Received Date: June 23, 2022
Action Case Number: 00373563

Dear Amanda Burwell:

The amended label referred to above, submitted in connection with registration under the Federal Insecticide, Fungicide and Rodenticide Act (FIFRA), as amended, is acceptable. This approval does not affect any conditions that were previously imposed on this registration. You continue to be subject to existing conditions on your registration and any deadlines connected with them.


A stamped copy of your labeling is enclosed for your records. This labeling supersedes all previously accepted labeling. Pursuant to 40 CFR 156.10(a)(6) you must submit one copy of the final printed labeling before you release the product for shipment with the new labeling. In accordance with 40 CFR 152.130(c), you may distribute or sell this product under the previously approved labeling for 18 months from the date of this letter. After 18 months, you may only distribute or sell this product if it bears this new revised labeling or subsequently approved labeling. "To distribute or sell" is defined under FIFRA section 2(gg) and its implementing regulation at 40 CFR 152.3.

Should you wish to add/retain a reference to the company's website on your label, then please be aware that the website becomes labeling under FIFRA and is subject to review by the Agency. See FIFRA section 2(p)(2). If the website is false or misleading, the product would be misbranded and unlawful to sell or distribute under FIFRA section 12(a)(1)(E). 40 CFR 156.10(a)(5) lists examples of statements EPA may consider false or misleading. In addition, regardless of whether a website is referenced on your product's label, claims made on the website may not substantially differ from those claims approved through the registration process, FIFRA section 12(a)(1)(B). Therefore, should the Agency find or if it is brought to our attention that a website contains false or misleading statements or claims substantially differing from the EPA approved registration, the website will be referred to the EPA's Office of Enforcement and Assurance.

Your release for shipment of the product constitutes acceptance of these conditions. If these conditions are not complied with, the registration will be subject to cancellation in accordance

with FIFRA section 6. If you have any questions, you may contact Joe Daniels via email at daniels.joseph@epa.gov.

Sincerely,

A handwritten signature in black ink, reading "Kathryn V. Montague". The signature is fluid and cursive, with a long horizontal line extending from the end of the name.

Kathryn V. Montague
Senior Regulatory Advisor
Antimicrobials Division, 7510M
US EPA

Enclosure

NP 9.0 (D&F) Detergent/Disinfectant

FRONT PANEL

ACTIVE INGREDIENTS

n-Alkyl (60% C ₁₄ , 30% C ₁₆ , 5% C ₁₂ , 5% C ₁₈)	
dimethyl benzyl ammonium chlorides	4.5%
n-Alkyl (68% C ₁₂ , 32% C ₁₄)	
dimethyl ethylbenzyl ammonium chlorides	4.5%

INERT(OTHER) INGREDIENTS	91.0%
Total.....	100.0%

ACCEPTED

07/05/2022

Under the Federal Insecticide, Fungicide
and Rodenticide Act as amended, for the
pesticide registered under
EPA Reg. No. 1839-96

KEEP OUT OF REACH OF CHILDREN

DANGER

{Note to Reviewer: Except where noted in accordance with 40 CFR 156.68(d), the following first aid statements, as prescribed, will appear on the front panel of the product label.}

FIRST AID	
Have the product container or label with you when calling a poison control center or doctor, or going for treatment.	
If in Eyes:	<ul style="list-style-type: none">• Hold eye open and rinse slowly and gently with water for 15-20 minutes.• Remove contact lenses, if present, after the first 5 minutes, then continue rinsing eye.• Call a poison control center or doctor for treatment advice.
If on Skin or Clothing:	<ul style="list-style-type: none">• Take off contaminated clothing.• Rinse skin immediately with plenty of water for 15-20 minutes.• Call poison control center or doctor for treatment advice.

NOTE TO PHYSICIAN

Probable mucosal damage may contraindicate the use of gastric lavage.

{Note to reviewer: Only one of the following statements is required. Referral to "Directions for Use" is required when directions for use are only found in booklet. Where feasible, all first aid statements should all appear on the front panel. For products packaged in smaller outer containers, where space does not feasibly allow all first aid statements to be placed, the categories above must be placed on the front panel and the additional first aid statements as noted in the full first aid statement table may be placed on an alternate panel or collateral labeling with an appropriate referral statement as noted below.}

See (side) (back) (left) (right) (inside) (below) (booklet) (insert) panels for (precautionary statements) (additional first aid) (and) (directions for use).

FRONT, BACK OR SIDE PANEL

EPA REG. NO. 1839-96

EPA EST. NO. (as indicated on container) {Note to reviewer: Lot code may designate establishment number. (Circled) letter designating establishment number is the last/first digit/number/letter of lot number.}

NET CONTENTS(:) XXX (FL OZ)(PT)(QT)(GAL)(mL)(L)

STEPAN COMPANY

1101 Skokie Blvd., Suite 500
Northbrook, IL 60062

PRECAUTIONARY STATEMENTS

PRECAUTIONARY STATEMENTS HAZARDS TO HUMANS AND DOMESTIC ANIMALS DANGER.

KEEP OUT OF REACH OF CHILDREN. CORROSIVE. Causes irreversible eye damage and skin burns. Do not get in eyes, on skin or on clothing. Maybe fatal if inhaled. Do not breathe (vapor or spray mist). Wear goggles or face shield, rubber gloves, and protective clothing. Harmful if swallowed or absorbed through skin. Remove and wash contaminated clothing before reuse. Wash thoroughly with soap and water after handling and before eating, drinking, chewing gum, using tobacco or using the toilet.

FIRST AID	
Have the product container or label with you when calling a poison control center or doctor or going for treatment.	
If in Eyes:	<ul style="list-style-type: none">• Hold eye open and rinse slowly and gently with water for 15-20 minutes.• Remove contact lenses, if present, after the first 5 minutes, then continue rinsing eye.• Call a poison control center or doctor for treatment advice.
If on Skin or Clothing:	<ul style="list-style-type: none">• Take off contaminated clothing.• Rinse skin immediately with plenty of water for 15-20 minutes.• Call poison control center or doctor for treatment advice.
If Swallowed:	<ul style="list-style-type: none">• Call poison control center or doctor immediately for treatment advice.• Have person sip a glass of water if able to swallow. Do not induce vomiting unless told to do so by the poison control center or doctor. Do not give anything by mouth to an unconscious person.
If Inhaled:	<ul style="list-style-type: none">• Move person to fresh air.• If person is not breathing, call 911 or an ambulance then give artificial respiration, preferably by mouth-to-mouth, if possible.• Call a poison control center or doctor for further treatment advice.
<Optional> (HOTLINE NUMBER You may contact (xxx) xxx-xxxx for emergency medical treatment information.)	

<Required for products supplied in containers 5 gallons or greater>

ENVIRONMENTAL HAZARDS

This product is toxic to fish, aquatic invertebrates, oysters and shrimp. Do not discharge effluent containing this product into lakes, streams, ponds, estuaries, oceans or other waters unless in accordance with the requirements of a National Pollutant Discharge Elimination System (NPDES) permit and the permitting authority has been notified in writing prior to discharge. Do not discharge effluent containing this product to sewer systems without previously notifying the local sewage treatment plant authority. For guidance contact your State Water Board or Regional Office of the EPA.

MICRO-ORGANISMS

This product has been tested and found to be efficacious against the following micro-organisms on hard, non-porous surfaces:

DISINFECTION	
Bacteria	Contact Time
Pseudomonas aeruginosa	10 minutes
Escherichia coli	10 minutes
Klebsiella pneumoniae	10 minutes
Salmonella schottmuelleri	10 minutes
Salmonella enterica	10 minutes

Streptococcus salivarius	10 minutes
Brevibacterium ammoniagenes	10 minutes
Streptococcus faecalis	10 minutes
Shigella dysenteriae	10 minutes
Enterobacter aerogenes	10 minutes
Staphylococcus aureus	10 minutes
Salmonella typhi	10 minutes
Streptococcus pyogenes	10 minutes
Streptococcus pyogenes (Clinical-Flesh Eating Strain Bird M3)	10 minutes
Vancomycin intermediate resistant Staphylococcus aureus (VISA)	10 minutes
Methicillin resistant Staphylococcus aureus (MRSA)	10 minutes
Viruses	
Bovine Viral Diarrhea Virus (BVDV)	10 minutes
Feline Calicivirus (FCV)	10 minutes
Hepatitis B Virus (HBV)	10 minutes
Hepatitis C Virus (HCV)	10 minutes
Herpes Simplex Virus Type 1	10 minutes
Human Coronavirus (ATCC VR-740, Strain 229E)	10 minutes
Human Immunodeficiency Virus Type 1 (HIV-1)	10 minutes
Influenza A Virus	10 minutes
Influenza A ₂ Virus (a virus that causes the flu)	10 minutes
Norovirus (Norwalk Virus)	10 minutes
SARS Associated Coronavirus	10 minutes
Pandemic 2009 H1N1 Influenza A Virus	10 minutes
Porcine Respiratory & Reproductive Syndrome Virus (PRRSV) (Strain NVSL)	10 minutes
Vaccinia Virus (taxonomically related to pox virus)	10 minutes
Severe Acute Respiratory Syndrome Coronavirus 2 [SARS-CoV-2] USA-WA1/2020 BEI NR-52281	1 minute
Fungi, Mold and Mildew	
Trichophyton interdigitale	10 minutes

SURFACES & USE SITES

[Note to Reviewer: Multiple locations/hard, non-porous surfaces can be chosen and used in any order from SURFACES & USE SITES Table. In the case where one or more location/hard, non-porous surfaces is chosen, an "and" "&" "or" may be used to link locations/surfaces.]

Hard, non-porous surfaces:

Automobile Exteriors	(Floors) (and) (walls) of coolers ⁷	Racks ¹
Bathroom Fixtures	Flower buckets	Scales
Bathrooms	Freezer Exteriors	Scissors
(Bath)tubs	Full face breathing apparatus ⁵	Sealed Granite
Bed Frames	Garbage(cans)(pails)	Sealed Marble
Blades	Gas mask ⁵	Sealed Stone
Brushes	Glass ¹	Shelves ¹
Cabinets	Glazed Ceramic	Showers; Doors, Stalls and Curtains
Cages	Glazed Porcelain	Sinks (Basins)
Carts ¹	Glazed Tiles	Spectacles ⁵
CAT	Goggles ⁵	Stainless Steel ²
Chairs	Half mask respirators ⁵	Stovetops ⁷
Chrome	Hard hats ⁵	Tables
Combs	Hearing protectors ⁵	Telephones
Coolers ⁷	Kennels	Toilet Bowls
Counter tops	Kitchen Appliance Exteriors; Microwaves, Refrigerators, Stoves, Other	Toilets
(Design) (and) (packing) benches	Kitchens ¹	Traction Devices
Desks	Manicure instruments	Tubs
Dining Rooms	Metal ²	Ultrasonic Baths
Door knobs (and pulls)	Mirrors	Urinals
Ear muffs ⁵	MRI	Vanity Tops
Examining Tables	Outdoor Furniture	Vinyl
Face shields ⁵	Paddles	Walls
Faucets	Picnic Tables	Wheelchairs
Fiberglass	Plastic	Whirlpool Baths
Floors	Protective headgear ⁵	Windows

Use Sites:

Acute Care Institutions	Egg Processing Plants ¹	Operating Rooms
Airline Terminals	Emergency Rooms	Orthopedics
Airplanes	EMS Facilities	Patient Care (Rooms) (Facilities)
Airports	Equine Farms	

Alternate Care Institutions	Facial Salons	(Performance) (Theatre) Centers
Anesthesia Rooms	Factories	Pet Animal Quarters
Animal Life Science Laboratories	Fast Food Operations ¹	Pet Shops
Art Galleries	Fire Facilities	Photocopy Centers
Athletic Facilities	Flower Shops	Picnic Facilities ¹
Attics	Food Processing Plants ¹	Pizzerias ¹
Auto Repair Centers	Food Service Establishments ¹	Play Grounds
Automotive Garages	Food Storage Areas ¹	Police Stations
Autopsy Rooms	Footbaths	Porches
Bagel Stores ¹	Funeral Homes	Post Offices
Banks	Garages	Poultry Farms
(Barber) (beauty) Shops	Gift Shops	Prisons
Bars ¹	(Hair) (Nail) (Pedicure) Salons	Recovery Rooms
Basements	Health Clubs	Recreational Facilities
Bathrooms	Heliport Transportation Terminals	Recycling Centers and Equipment
Bedrooms	Hog Farms	Respiratory Therapy
Bicycle Shops	Home Healthcare Institutions	Restaurants ¹
Boats	Hospitals	Restrooms
Bookstores	Hotels	Retail Businesses
Breeding and Grooming Establishments	Households ¹	Retail Establishments
Burial Vaults	Institutional Facilities	School Administration Offices
Bus Stations	Institutions	Schools
Buses	Isolation Wards	Shipping Terminals
Business Buildings	Jails	Ships
Cafeterias ¹	Kennels	Shopping Malls
Camp Grounds ¹	Kitchens; Household and Institutional ¹	Spas
Campers	Laboratories	Sport Stadiums
Cars	Laundries	Sports Areas
Cellars	Libraries	Sports Complexes
Churches	Life Care Retirement Communities	Tanning (Spas) (Salons)
Classrooms	Liquor Stores	Tattoo Parlors
Cocktail Lounges ¹	Living Rooms	Taverns ¹
Coffee Shops ¹	Locker Rooms	Taxis
Colleges	Lodging Establishments	Toy Stores
Commercial Florist	Manufacturing Facilities	Trailers

Bracketed information is denoted as: {insert as noted}, (optional text), [required qualifier], <note>.
The term "this product" used throughout this document may be replaced with the marketed product brand name.
The term "x" is a place holder for numerical digits.
Punctuation and plural/singular word forms may be adjusted to allow for grammatical correctness.
Appropriate metric or imperial unit may be added as optional, supplemental information.

Convenience Stores	Massage Salons	Train Stations
Courthouses	Mausoleums	Trains
Crime Scenes	Medical Offices	Transportation Terminals
Cruise Lines	Medical Research Facilities	Turkey Farms
Day Care Centers	Mobile Homes	Universities
Day Care Nurseries	Mortuaries	Veterinary Clinics
Day Care Sick Rooms	Movie Houses	Video Stores
Dental Offices	Municipal Government Buildings	Whirlpools
Department Stores	Museums	Wholesale Establishments
Donut Shops ¹	Newborn Nurseries	X-RAY CAT laboratories
Dressing Rooms	Nursing Homes	Zoos
Education Institutions	Office Buildings	

MARKETING CLAIMS

{Note to Reviewer: The below marketing claims may be used anywhere on the product packaging label}

General

- For Home, Hospital, Institutional and Industrial Use
- For Farm, School, Restaurant, Food Handling and Processing Areas,
- Equine, Poultry/Turkey Farm, Bar, Tavern and Institutional Kitchen Use
- This product (product name) is for use in institutional kitchens and bathrooms.
- This product (product name) is an economical concentrate that is to be used with a mop and bucket, hand pump trigger sprayer, low pressure coarse sprayer or sponge.
- (Concentrate) (Concentrated) (Compacted) (Compact) (Formula)
- 50% Less Water
- XX% Less (Plastic) (Fuel) (Gas)
- (XX%) (more) (buckets) (per) (/) (bottle)
- (Equal) (=) to XX (fl. Oz.) (fluid ounces) non-concentrated
- (XX fluid ounces) (=) XX fluid ounces=XX Buckets
- Will not (bleach) (strip color from) surfaces
- (Summer) (Fresh) (Clean) (Crisp) (Bright) (Citrus) (Lemon) (Lavender) (Floral) (Mint) (Soap) (Lemon-Lime) (Pine) (Scented)

CLEANING AND DEODORIZING

- CLEANER
- DETERGENT
- DEODORIZER
- This product (product name) has been formulated to aid in the reduction of cross-contamination on treated surfaces not only in hospitals, but in schools, institutions and industry.
- This product (product name) may be relied on to deodorize coolers⁷, buckets, garbage pails and other areas where obnoxious odors may develop.

- {Note to reviewer: This Claim not approved in California} This product (product name) is to be used as a general purpose antimicrobial detergent in florist shops, wholesale florist, shippers, greenhouse packing areas and other commercial floriculture places for efficient cleaning and antimicrobial action against certain bacteria which cause:
 1. Plugging of stems with slime, which reduces uptake of water for various flowers including roses, chrysanthemums, gladioli and tulips.
 2. Production of ethylene gas, which may injure blooms of the various sensitive flowers including carnations, snapdragons, some orchids, baby's breath, sweet peas, freesia and alstroemeria.
- When used as directed, this product (product name) will deodorize surfaces in toilet areas, behind and under sinks and counters, garbage cans and garbage storage areas, and other places where bacterial growth can cause malodors.
- This product (product name) deodorizes those areas which generally are hard to keep fresh smelling, such as garbage storage areas, empty garbage bins and cans, toilet bowls, behind and under sinks and other areas where bacterial growth can cause malodors.
- This product (product name) deodorizes those areas which generally are hard to keep fresh smelling, such as garbage storage areas, empty garbage bins and cans, toilet bowls, and other areas which are prone to odors caused by microorganisms.
- This product (product name) is a non-abrasive (non-scratch) cleaner for showers, tubs, shower doors, shower curtains, fixtures and toilet bowls.
- This product (product name) neutralizes on contact musty odors and tough odors from smoke, pet accidents, and spills.
- This product (product name) is effective against household odors by animal waste, septic tank or sewage backup, smoke and bathroom and kitchen odors.
- This product (product name) is to be used in work areas such as tool rooms and garages for odor control and light duty cleaning.
- This product (product name) is to be used in work areas such as garages for odor control and light duty cleaning.
- Cleans everyday kitchen messes (surfaces).
- Great for use (on) (in) the (kitchen), (bathroom), (floors) and other household areas. Remove (eliminates) odors. Deodorizes.
- Floor cleaner.
- Cleans and shines.
- This product (product name) is formulated to effectively eliminate offensive odors caused by mold and mildew.
- This product (product name) (controls) (reduces) (eliminates) (destroys) odors to make your home (kitchen) (bathroom) sanitary.
- This product (product name) controls (reduces) (eliminates) (neutralizes) (destroys) odors to make your home (kitchen) (bathroom) sanitary.
- One step^{1,3} cleaner.
- Eliminates odors caused by bacteria (and) (mildew) (and) (non-fresh foods). Kills odor causing bacteria in the kitchen (bathroom).

DISINFECTION, *VIRUCIDAL, FUNGICIDAL, MILDEW CONTROL AND COMBINATION CLAIMS

- DISINFECTANT
- *VIRUCIDE
- FUNGICIDE (against pathogenic fungi)
- [(ODOR) (AND) (OR) (STAIN) (CAUSING)] MILDEW CONTROL (on hard, inanimate surfaces)
- KILLS GERMS
- Effective in the presence of 5% serum contamination
- Formulated for Effective Farm Premise Sanitation
- Formulated for Effective Poultry Premise Sanitation
- Formulated for Effective Swine Premise Sanitation
- Formulated for Effective Veterinary Practice/Animal Care/Animal Laboratory Disinfection
- Kills Pandemic 2009 H1N1 Influenza A virus (formerly called swine flu)
- This product (product name) is a one step^{1,3} detergent disinfectant that is effective against a broad spectrum of bacteria, virucidal* (including HIV-1, HBV and HCV) and inhibits the growth of mold and mildew and their odors when used as directed.
- This product has demonstrated virucidal efficacy against Hepatitis B (HBV), Hepatitis C (HCV) and Human Immunodeficiency Virus (HIV-1) on hard inanimate, environmental surfaces.
- This product (product name) was tested according to the AOAC Use-Dilution Test and is approved for use in hospital (and healthcare) disinfection.
- This product (product name) is to be used as a disinfectant on hard, non-porous, environmental surfaces (at 703 ppm active).
- When used as directed, this product (product name) is a concentrated hospital use disinfectant that is an effective broad spectrum bactericide and virucide*.
- This product (product name) is a versatile disinfectant for veterinarian and animal care.
- This product (product name) is a hard, non-porous multi-surface cleaner, deodorizer and disinfectant³. Use on windows, mirrors, and other non-food contact glass surfaces.
- This product (product name) cleans, shines, deodorizes and disinfects³ all hard non-porous surfaces listed on the label. It inhibits the growth of mold and mildew, leaving bathrooms and kitchens clean and fresh smelling.
- This product (product name) is a versatile cleaner and broad spectrum disinfectant³ formulated for use on bath and therapy equipment (whirlpools).
- This product (product name) is a versatile broad spectrum disinfectant formulated for use in Ultrasonic Baths.
- Use this product (product name) to clean and disinfect³ non-porous personal protective safety equipment, protective headgear, hard hats, half mask respirators, full face breathing apparatus, gas masks, goggles, spectacles, face shields, hearing protectors and ear muffs.⁵
- When used as directed, this product (product name) will disinfect hard, non-porous surfaces such as flower buckets, floors and walls of coolers⁷, design and packing benches and counter tops.

- Use this product (product name) to clean, disinfect³ and deodorize flower buckets, walls and floors of coolers⁷, shippers, greenhouse packing areas, garbage pails and other areas where obnoxious odors may develop.
- Use this product (product name) to disinfect non-porous salon/barber tools and instruments: combs, brushes, scissors, blades, and manicure instruments.
- This product (product name) cleans, deodorizes and disinfects³ all hard non-porous household surfaces. It inhibits the growth of mold and mildew, leaving bathrooms and kitchens clean and fresh smelling.
- Disinfects hard, non-porous kitchen (and) (bathroom) surfaces. Kill germs. Kills household bacteria⁸.
- For large areas such as {insert use site or surface from the Surfaces and Use sites Tables} this product is designed to (clean and disinfect³) (provide both general cleaning and disinfecting³)
- **EFFICACY TESTS HAVE DEMONSTRATED THAT THIS PRODUCT IS AN EFFECTIVE BACTERICIDE, FUNGICIDE, AND *VIRUCIDE IN THE PRESENCE OF ORGANIC SOIL (5% BLOOD SERUM).**
- ***KILLS HIV-1, HBV and HCV ON PRE-CLEANED ENVIRONMENTAL SURFACES/OBJECTS PREVIOUSLY SOILED WITH BLOOD/BODY FLUIDS** in health care settings (Hospitals, Nursing Homes) or other settings in which there is an expected likelihood of soiling of inanimate surfaces/objects with blood or body fluids, and in which the surfaces/objects likely to be soiled with blood or body fluids can be associated with the potential for transmission of Human Immunodeficiency Virus Type 1, Hepatitis B Virus (HBV) and Hepatitis C Virus (HCV).
- Kills viruses that cause flu⁶
- (This Product) (Kills) (is) (Effective against) (Eliminates 99.9%³) (of) (has demonstrated effectiveness against) the virus that causes COVID-19⁴ on hard non-porous surfaces (in) (just) 1 minute (60 seconds) (!)
- (This Product) (Kills) (is) (Effective against) (Eliminates 99.9%³) (of) (has demonstrated effectiveness against) SARS-CoV-2⁴ (the Coronavirus that causes COVID-19) on hard non-porous surfaces (in) (just) 1 minute (60 seconds) (!)
- (This Product) (Kills) (is) (Effective against) (Eliminates 99.9%³) (of) (has demonstrated effectiveness against) SARS-CoV-2⁴, which causes COVID-19 on hard non-porous surfaces (in) (just) 1 minute (60 seconds) (!)
- (This Product) (Kills) (is) (Effective against) (Eliminates 99.9%³) (of) (has demonstrated effectiveness against) SARS-Related Coronavirus 2⁴ (SARS-CoV-2) (USA-WA1/2020) (causative agent of COVID-19) (the virus that causes COVID-19) on hard non-porous surfaces (in) (just) 1 minute (60 seconds) (!)
- (This Product) (Kills) (is) (Effective against) (Eliminates 99.9%³) (of) (has demonstrated effectiveness against) SARS-CoV-2 virus⁴ responsible for the severe acute respiratory (syndrome) (COVID-19) (disease) on hard non-porous surfaces (in) (just) 1 minute (60 seconds) (!)
- (This Product) Disinfects hard non-porous surfaces by killing (99.9%³) (of) the virus that causes COVID-19⁴ (in) (just) (One Step^{1,3})
- (This Product) Disinfects hard non-porous surfaces by killing (99.9%³) (of) SARS-CoV-2⁴ (the Coronavirus that causes COVID-19) (in) (just) (One Step^{1,3})
- (This Product) Disinfects hard non-porous surfaces by killing (99.9%³) (of) SARS-CoV-2⁴, which causes COVID-19 (in) (just) (One Step^{1,3})
- (This Product) Disinfects hard non-porous surfaces by killing (99.9%³) (of) SARS-Related Coronavirus 2⁴ (SARS-CoV-2) (USA-WA1/2020) (causative agent of COVID-19) (the virus that causes COVID-19) (in) (just) (One Step^{1,3})
- (This Product) Disinfects hard non-porous surfaces by killing (99.9%³) (of) SARS-CoV-2 virus⁴ responsible for the severe acute respiratory (syndrome) (COVID-19) (disease) (in) (just) (One Step^{1,3})
- (This Product) (Kills) (is) (Effective against) (Eliminates 99.9%³) (of) (has demonstrated effectiveness against) the virus that causes COVID-19⁴ on hard non-porous surfaces
- (This Product) (Kills) (is) (Effective against) (Eliminates 99.9%³) (of) (has demonstrated effectiveness against) SARS-CoV-2⁴ (the Coronavirus that causes COVID-19) on hard non-porous surfaces
- (This Product) (Kills) (is) (Effective against) (Eliminates 99.9%³) (of) (has demonstrated effectiveness against) SARS-CoV-2⁴, which causes COVID-19 on hard non-porous surfaces
- (This Product) (Kills) (is) (Effective against) (Eliminates 99.9%³) (of) (has demonstrated effectiveness against) SARS-Related Coronavirus 2⁴ (SARS-CoV-2) (USA-WA1/2020) (causative agent of COVID-19) (the virus that causes COVID-19) on hard non-porous surfaces

- (This Product) (Kills) (is) (Effective against) (Eliminates 99.9%³) (of) (has demonstrated effectiveness against) SARS-CoV-2 virus⁴ responsible for the severe acute respiratory (syndrome) (COVID-19) (disease) on hard non-porous surfaces
- (This Product) Kills (99.9%³ of) SARS-CoV-2⁴, which causes COVID-19 on hard non-porous surfaces
- (This Product) Kills (99.9%³ of) SARS-CoV-2⁴, which causes COVID-19 on hard non-porous surfaces (in) (just) 1 minute (60 seconds) (!)
- This Product)) Kills (99.9%³ of) SARS-CoV-2⁴, which causes COVID-19 on hard non-porous surfaces (in) (just) (One Step^{1,3})
- (This Product) Kills (is) (Effective against) the virus that causes COVID-19⁴ on hard non-porous surfaces
- (This Product) (is) (Effective against) the virus that causes COVID-19⁴ on hard non-porous surfaces (in) (just) 1 minute (60 seconds) (!)
- (This Product) Kills (is) (Effective against) the virus that causes COVID-19⁴ on hard non-porous surfaces (in) (just) (One Step^{1,3})
- (This Product) Kills SARS-CoV-2⁴ (COVID 19 virus) (virus) on hard non-porous surfaces
- (This Product) Kills SARS-CoV-2⁴ (COVID 19 virus) (virus) on hard non-porous surfaces (in) (just) 1 minute (60 seconds) (!)
- (This Product) Kills SARS-CoV-2⁴ (COVID 19 virus) (virus) on hard non-porous surfaces (in) (just) (One Step^{1,3})
- (This Product) (is) Effective against SARS-CoV-2⁴ (COVID 19 virus) on hard non-porous surfaces
- (This Product) (is) Effective against SARS-CoV-2⁴ (COVID 19 virus) on hard non-porous surfaces (in) (just) 1 minute (60 seconds) (!)
- (This Product) (is) Effective against SARS-CoV-2⁴ (COVID 19 virus) on hard non-porous surfaces (in) (just) (One Step^{1,3})
- (This product) is a broad-spectrum, hard non-porous surface disinfectant that has been shown to be effective against SARS-CoV-2⁴ (COVID-19 virus tested and listed on the label)
- This product is for Poultry Premise Sanitation (Hatcheries):

Egg Receiving Area	Tray Dumping Area	Chick Processing Area
Egg Holding Area	Chick Holding Area	Chick Loading Area
Setter Room	Hatchery Room	Poultry Buildings
- This product is for Swine Premise Sanitation:

Farrowing Barns and Areas	Dressing Plants	Blocks
Waterers and Feeders	Loading Equipment	Creep Area
Hauling Equipment	Nursery Chutes	
- This product (Product Name) is designed to provide effective cleaning, deodorization, and disinfection³ specifically for {insert use site or surface from the Surfaces and Use Sites tables} where housekeeping is of prime importance in reducing cross contamination between treated surfaces.
- (This product) (It) is formulated to disinfect hard, non-porous, inanimate environmental surfaces: {insert use site or surface from the Surfaces and Use Sites tables}
- Kills Athlete's Foot fungus on bathroom surfaces.
- Kills common kitchen (bathroom) germs⁸ (and viruses*).

CLAIM QUALIFIERS

¹ For use on non-food contact use site(s) only.

² {For labels that list medical premises and metal and/or stainless steel surfaces, one of the following statements must be used}

[This product or product is not to be used as a terminal sterilant/high-level disinfectant on any surface or instrument that (1) is introduced directly into the human body either into or in contact with the bloodstream or normally sterile areas of the body, or (2) contacts intact mucous membranes but which does not ordinarily penetrate the blood barrier or otherwise enter normally sterile areas of the body.] or [This product or product is not for use on critical and semi-critical medical device surfaces.]

³when used according to disinfection directions

⁴ Severe Acute Respiratory Syndrome Coronavirus 2

⁵Rinse all equipment that comes in prolonged contact with skin before reuse with clean warm water (about 120°F), and allow to air dry. (Caution: Cleaning at the 120°F temperature will avoid overheating and distortion of the personal safety equipment that would necessitate replacement.)

⁶Influenza A2 Virus

⁷ Allow treated surface to come to room temperature prior to application of product.

⁸ Staphylococcus aureus, Salmonella enterica, Escherichia coli

DIRECTIONS FOR USE

It is a violation of Federal Law to use this product in a manner inconsistent with its labeling.

{Note to reviewer this statement must be used on labels that list food contact surfaces: Surfaces which may contact food must be rinsed thoroughly with potable water after use.}

DISINFECTION - To disinfect inanimate, hard, non-porous surfaces add 1 fluid ounce of this product (product name) per gallon of water (or equivalent use dilution). Apply solution with a mop, cloth, sponge, hand pump trigger sprayer or low pressure coarse sprayer so as to wet all surfaces thoroughly. Allow to remain visibly wet for 10 minutes (or 1 minute for SARS-CoV-2), then remove excess liquid. For visibly soiled areas, a pre-cleaning step is required. Surfaces which may contact food must be rinsed thoroughly with potable water after use.

***VIRUCIDAL ACTIVITY** – This product (product name), when used on environmental, inanimate, hard, non-porous surfaces at 1 fluid ounce per gallon of water (or equivalent use dilution), exhibits effective virucidal activity against {Insert Virus with 10 minute contact time from Micro-Organism table} in 10 minutes (or 1 minute for SARS-CoV-2⁴).

{Required if making an HIV, HBV and/or HCV claims on the product label}

SPECIAL INSTRUCTIONS FOR CLEANING AND DECONTAMINATION AGAINST HIV-1, HBV AND HCV OF SURFACES/OBJECTS SOILED WITH BLOOD/BODY FLUIDS.

PERSONAL PROTECTION: When handling items soiled with blood or body fluids, use disposable latex gloves, gowns, masks, and eye coverings.

CLEANING PROCEDURES: Blood and other body fluids must be thoroughly cleaned from surfaces and objects before application of (this product or product name).

CONTACT TIME: HIV-1 is inactivated after a 1 minute contact time. HBV and HCV are inactivated after a 10 minute contact time.

DISPOSAL OF INFECTIOUS MATERIALS: Blood and other body fluids must be autoclaved and disposed of according to local regulations for infectious waste disposal.

FUNGICIDAL ACTIVITY - At the 1 fluid ounce per gallon dilution (or equivalent use dilution), this product (product name) is also fungicidal against the pathogenic fungi, Trichophyton interdigitale (Athlete's Foot Fungus), when used as directed on hard, non-porous surfaces found in bathrooms, shower stalls, locker rooms, exercise facilities or other clean, hard, non-porous, surfaces commonly contacted by bare feet.

BACTERICIDAL ACTIVITY - When diluted at the rate of 1 fluid ounce per gallon of water (or equivalent use dilution), this product (product name) exhibits effective disinfectant activity against the organisms: {insert bacteria from the Micro-Organism Table} on hard, non-porous surfaces and meets all requirements for hospital use.

[(ODOR) (AND) (OR) (STAIN) (CAUSING)] MILDEW ACTIVITY - To control [(odors) (and) (or) (stains)] caused by mold and mildew on pre-cleaned, hard, non-porous surfaces, add 1 fluid ounce of this product (product name) per gallon of water (or equivalent use dilution). Apply solution with a cloth, mop, sponge, hand pump trigger sprayer or low pressure coarse sprayer making sure to wet all surfaces completely. Let air dry. Prepare a fresh solution for each use. Repeat application at weekly intervals or when mildew growth appears.

<Note: one of the following statements must appear after the dilution use directions>

BACTERICIDAL STABILITY of USE-DILUTION: Efficacy tests confirm that (this product or product name) when diluted as directed remains effective against Pseudomonas aeruginosa, Staphylococcus aureus and Salmonella enterica for (up to one month) (up to 30 days) (up to 4 weeks) when stored in a sealed container such as a spray bottle. If the (use-dilution) (use-solution) (diluted product) becomes visibly dirty or contaminated, it must be discarded and fresh (use-dilution) (use-solution) (diluted product) must be prepared. Always use clean, properly labeled containers when diluting (this product or product name). Bactericidal stability of the (use-dilution) (use-solution) (diluted product) does not apply to open containers such as buckets or pails.

(or)

Prepare a fresh (use-dilution) (use-solution) daily or more often if the (use-dilution) (use-solution) becomes visibly dirty or diluted.

(or)

Prepare a fresh solution for each use.

PACKETS (for pre-measured tear open packets) – (Simply) (tear) open and pour contents into 1 gallon of water. Keep packets in box until ready to use.

or

Pour contents of (1 fl. oz) packet into 1 gallon of water (or equivalent use dilution). Keep packets in box until ready to use.

SITE AND APPLICATION SPECIFIC DIRECTIONS FOR USE

{Choose one of the following toilet bowl paragraphs}

To disinfect toilet bowls: flush toilet, add 1 fluid ounce of this product (product name) directly to the bowl water. Swab the bowl completely using a scrub brush or toilet mop, making sure to get under the rim. Let stand for 10 minutes and flush.

Non-Acid Toilet Bowl Disinfection/Cleaner Directions: Remove visible soil prior to disinfection.

From concentrate: Add 1 fluid ounce per gallon to the toilet bowl and mix. Brush thoroughly over exposed surfaces and under the rim, allow to stand for 10 minutes and flush. (For heavy duty use: Add 2 fluid ounces per gallon (16 milliliters per Liter) to the toilet bowl and mix. Brush or swab thoroughly under the rim with a cloth, mop, sponge, or sprayer, allow to stand for 10 minutes and flush.)

{Note to reviewer: The use-solution language below may be used in addition to the concentrate directions above, but is optional}

From use-solution: Empty toilet bowl or urinal and apply 1 fluid ounce per gallon use-solution to exposed surfaces including under the rim with a cloth, mop, sponge or sprayer, brush or swab thoroughly and allow to stand for 10 minutes and flush.

For heavy duty use: Empty toilet bowl or urinal and apply 4 fluid ounces per gallon use-solution to exposed surfaces including under the rim with a cloth, mop, sponge or sprayer, brush or swab thoroughly and allow to stand for 10 minutes and flush.

To disinfect food processing premises: Before using this product, food products and packaging materials must be removed from the area or carefully protected. For floors, walls, and storage areas, add 1 fluid ounce of this product (product name) per gallon of water (or equivalent use dilution). For visibly soiled areas, a pre-cleaning step is required. Apply solution with a mop, cloth, sponge, hand pump trigger sprayer or low pressure coarse sprayer so as to wet all surfaces thoroughly. Allow to remain visibly wet for 10 minutes, then remove excess liquid. After use, all surfaces in the area must be thoroughly rinsed with potable water.

To disinfect food service establishment premises: Before using this product, food products and packaging materials must be removed from the area or carefully protected. For countertops, appliances, tables, add 1 fluid ounce of this product (product name) per gallon of water (or equivalent use dilution). For visibly soiled areas, a pre-cleaning step is required. Apply solution with a cloth, sponge, hand pump trigger sprayer or low pressure coarse sprayer so as to wet all surfaces thoroughly. Allow the surface to remain visibly wet for 10 minutes, then remove excess liquid and rinse the surface with potable water. This product cannot be used to clean the following food contact surfaces: utensils, glassware and dishes.

GLASS CLEANING: Dilute 1 fl. oz. of product per gallon of water (or equivalent dilution). Spray onto glass surface. Use through a coarse hand pump trigger sprayer device. Do not breathe spray. Wipe dry with an absorbent cloth or towel.

POULTRY (AND SWINE) PREMISE SANITATION

Site Preparation: The first step in any on-going sanitation program should be the removal of gross contamination and debris. This may be accomplished using a shovel, broom, or vacuum depending on the area to be disinfected. The efficacy of even the most efficient germicidal cleaner is reduced in the presence of visible organic matter. Once the visible debris is eliminated, thoroughly clean all surfaces with soap or detergent and rinse with water.

Cleaning and Disinfection: For all general cleaning and hard, non-porous surface disinfection use 1 fluid ounce of this product (product name) per gallon of water (or equivalent use dilution). Apply this product (product name) using a cloth,

mop, hand pump trigger sprayer or low pressure coarse sprayer so as to thoroughly wet surface to be disinfected. Allow to remain visibly wet for 10 minutes and then let air dry. For visibly soiled areas, a pre-cleaning step is required. Prepare a fresh solution after each use.

APPLICATIONS AND USE DILUTION

Poultry (And Swine) Premise: Product may only be used on hard, non-porous surfaces for disinfection. Remove all animals and feeds from premises, trucks, cars, coops and crates. Remove all litter, droppings and manure from floors, walls and surfaces of facilities occupied or traversed by animals. Empty all troughs, racks and other feeding and watering appliances. Thoroughly clean all surfaces with soap or detergent and rinse with water. Use 1 fluid ounce of this product (product name) per gallon of water (or equivalent use dilution). Saturate surfaces with the disinfecting solution and allow surfaces to remain visibly wet for a period of 10 minutes. Ventilate buildings, coops and other closed spaces. Do not house animals or employ equipment until treatment has been absorbed, set or dried. Thoroughly scrub treated feed racks, troughs, automatic feeders, fountains and waterers with soap or detergent, and rinse with potable water before reuse. Immerse all halters, ropes, and other types of equipment used in handling and restraining animals, as well as forks, shovels, and scrapers used for removing litter and manure.

Hatcheries: Use 1 fluid ounce of this product (product name) per gallon of water (or equivalent use dilution) to treat the following hard non-porous surfaces: hatchers, setters, trays, racks, carts, sexing tables, delivery trucks and other hard surfaces. Leave all treated surfaces exposed to disinfectant solution visibly wet for 10 minutes or more. Rinse with potable water before reuse. Then allow to air dry.

Vehicles: Product may only be used on hard, non-porous surfaces for disinfection. Clean all vehicles including mats, crates, cabs, and wheels with high pressure water and this product (product name). Use 1 fluid ounce per gallon of water (or equivalent use dilution) to treat all vehicles. Leave all treated surfaces exposed to disinfectant solution visibly wet for 10 minutes or more.

Shoe Bath Directions: Shoe baths containing one inch of freshly made solution should be placed at all entrances to buildings, hatcheries and at all the entrances to the production and packaging rooms. Scrape waterproof shoes and place in 1 fluid ounce of this product (product name) per gallon of water (or equivalent use dilution) solution for 10 minutes prior to entering area. Change the use-solution in the bath daily or sooner if solution appears dirty.

Dressing Plant Use: Disinfect hard, non-porous equipment, utensils, walls and floors in poultry and animal dressing plants. Disinfect offal rooms, exterior walls and loading platforms of dressing plants. Cover or remove all food and packaging materials. Remove all gross soils. Saturate all surfaces with the use-solution, 1 fluid ounce of this product (product name) per gallon of water (or equivalent use dilution). Scrub to loosen all soils. Allow to soak for 10 minutes and thoroughly rinse all wetted and cleaned surfaces with potable water.

Veterinary Practice/Animal Care/Animal Laboratory/Zoos/Pet Shop/Kennels Disinfection Directions: For cleaning and disinfecting the following hard non-porous surfaces: equipment not used for animal food or water, utensils, instruments, cages, kennels, stables, catteries, etc. Remove all animals and feed from premises, animal transportation vehicles, crates, etc. Remove all litter, droppings and manure from floors, walls and surfaces occupied or traversed by animals. Thoroughly clean all surfaces with soap or detergent and rinse with water. Saturate surfaces with a use-solution of 1 fluid ounce of this product (product name) per gallon of water (or equivalent dilution) and allow surfaces to remain visibly wet for a period of 10 minutes. Ventilate buildings and other closed spaces. Do not house animals or employ equipment until treatment has been absorbed, set or dried.

Farm Premise Use: Product may only be used on hard, non-porous surfaces for disinfection. Do not use in milking stalls, milking parlors or milk houses. Remove all animals and feed from premises, vehicles and enclosures. Remove all litter and manure from floors, walls and surfaces of barns, pens, stalls, chutes and other facilities and fixtures occupied or traversed by animals. Empty all troughs, racks and other feeding and watering appliances. Thoroughly clean all surfaces with soap or detergent and rinse with water. Saturate all surfaces with a use-solution of 1 fluid ounce of this product (product name) per gallon of water (or equivalent dilution) and allow surfaces to remain visibly wet for a period of 10 minutes. Immerse all halters, ropes and other types of equipment used in handling and restraining animals as well as forks, shovels and scrapers used in removing litter and manure. Ventilate buildings, cars, trucks, boats and other closed spaces. Do not house livestock or employ equipment until treatment has been absorbed, set or dried. Thoroughly scrub all treated feed racks, mangers, troughs, automatic feeders, fountains and waterers with soap or detergent and rinse with potable water before reuse.

Ultrasonic Bath Disinfectant Directions: Use this product (product name) to disinfect hard non-porous non-critical objects compatible with Ultrasonic cleaning units. Pour fresh solution at 1 fluid ounce of this product (product name) per gallon of water (or equivalent use dilution) directly into bath chamber. Pre-clean visibly soiled objects. Place objects into unit and operate for a minimum of 10 minutes, according to the manufacturer's directions. Remove objects and wash with sterile water (sterile water for injection) or allow to air dry. Prepare fresh solution for each use.

Disinfection of Hard Non-Porous Surfaces in Whirlpool Units: After using the whirlpool unit, drain and refill with fresh water to just cover the intake valve. Add 1 fluid ounce of this product (product name) for each gallon of fresh water (or equivalent use dilution) added. Start the pump to circulate the solution. Wash down the unit sides, seat of the chair, lift and any/all related equipment with a clean swab, brush or sponge. Treated surfaces must remain visibly wet for 10 minutes. After the unit has been thoroughly cleaned, drain the solution from the unit and rinse any/all cleaned surfaces with fresh water. Repeat for visible soiled units.

Commercial Florist Use Directions: To clean, disinfect and deodorize hard non-porous surfaces in one step^{1, 3}, prepare use-solution by adding (mixing) 1 fluid ounce per gallon of water (or equivalent use dilution). For heavy-duty use, add (mix) 4 fluid ounces per gallon of water.

Remove all leaves, petals, garbage and refuse. Pre-clean surfaces using pressurized water where possible. Apply use-solution to hard (inanimate) non-porous surfaces thoroughly wetting surfaces as required, with a cloth, mop, brush, sponge or sprayer.

For visibly soiled areas, a preliminary cleaning is required.

For sprayer applications, use a coarse mist pump or trigger sprayer. Spray 6-8 inches from surface; rub with brush, sponge or cloth. Do not breathe spray mist.

Treated surfaces must remain visibly wet for 10 minutes. Allow to air dry.

Prepare a fresh solution at least daily or sooner if use-solution becomes visibly dirty.

Disinfection of Barber/Salon Tools Directions: Immerse pre-cleaned barber/salon tools (combs, brushes, razors, manicure/pedicure tools, clippers, scissors, trimmer blades) in a 1 fluid ounce of this product (product name) per gallon of water use-solution (or equivalent dilution) (703 ppm active quaternary) for at least 10 minutes. Rinse instruments thoroughly and dry before reuse. A fresh use-solution should be prepared daily or more often if the use-solution becomes cloudy or soiled.

NOTE: Plastics may remain immersed until ready to use. Stainless steel shears and instruments must be removed after 10 minutes, rinsed, dried and kept in a clean non-contaminated receptacle. Prolonged immersion may cause damage to stainless steel or metal instruments.

To Control [(Odor) (and) (or) (Stain) (Causing)] Mold and Mildew on Large, Inflatable, Non-Porous Plastic and Rubber Structures (animals, promotional items, moonwalk, slides, obstacle course play equipment, exercise equipment, and wrestling mats): Thoroughly clean all surfaces with soap or detergent and rinse with water. Saturate surfaces with a use-solution of 4 fluid ounces of this product (product name) per 4 gallons of water (1 fluid ounce per gallon of water) (703 ppm active quaternary) (or equivalent dilution) for a period of 10 minutes. Ventilate buildings and other closed spaces. Do not use equipment until treatment has been absorbed, set or dried.

GENERAL CLEANING – Apply this product (product name) to soiled area with a mop, cloth, sponge, hand pump trigger sprayer or low pressure coarse sprayer. This product (product name) can be diluted at 1 fluid ounce per gallon of water (or equivalent use dilution) or applied at full strength. Thoroughly wet soiled surface and scrub as necessary.

DEODORIZATION - To deodorize, apply this product (product name) as indicated under the heading DISINFECTION.

Cleaning/Deodorizing Directions:

Add 0.5 to 1 fluid ounce per gallon of water (or equivalent use dilution) to clean and deodorize windows, mirrors and glass surfaces.

Use a coarse spray device. Spray 6-8 inches from surface, rub with sponge or cloth. Do not breathe spray mist.

General Deodorization: To deodorize, add 1 fluid ounce of this product (product name) to one gallon of water (or equivalent use dilution) (703 active quat). Allow to air dry.

For Deodorizing Garbage Cans, Garbage Trucks, Industrial Waste Receptacles, and Garbage Handling Equipment: It is especially important to pre-clean for the product to perform properly. Then apply a wetting concentration of 3.5 fluid ounces of this product (product name) per gallon of water (or equivalent use dilution) (2,460 ppm quat active).

For Odors Caused by Dogs, Cats and Other Domestic Animals: Use on rugs floors, walls, tile, cages, crates, litter boxes, mats, floor coverings, or any surface soiled by a pet. Test a small inconspicuous area first. Blot problem area. Then follow directions for **General Deodorization**.

<Alternative language for bag in the box dispensing equipment>

Directions for Bag-In Box Containers:

HOW TO USE THIS PACKAGE: This package is designed to be used with dilution control systems only. Open package and connect to dispense according to directions on the box.

TRIGGER SPRAYERS: Fill bottle from dispenser. Apply to surfaces according to directions above.

MOP BUCKETS: Fill bucket from dispenser. Set up "Wet Floor" Signs. Mop floor surfaces as specified in directions above.

(Not for use in California)

WATER AND SMOKE DAMAGE RESTORATION AGAINST ODOR-CAUSING BACTERIA AND FUNGI FOR INSTITUTIONAL, INDUSTRIAL

This product (product name) is particularly suitable for use in water damage restoration situations against odor causing bacteria on the following porous and semi-porous materials: carpets, carpet cushion, sub floors, drywall, trim, and frame lumber, tackless strip and paneling. Mix 1 fluid ounce of this product (product name) per gallon of water (or equivalent use dilution), saturate affected materials with enough use-solution to remain visibly wet for at least 10 minutes. Use proper ventilation.

(Not for use in California)

Sewer backup & river flooding-odor causing bacteria and fungi treatment: During mitigation procedures, dilute 1 to 2 fluid ounces of this product (product name) per gallon of water allowing for the diluting effect of absorbed water within saturated materials. Remove gross filth or visible soil along with non-salvageable materials. Saturate all affected areas with a sprayer using a coarse spray tip, before and after cleaning and extraction.

(Not for use in California)

Carpets, carpet cushions and other porous materials such as sub floors, drywall, trim and frame lumber, tackless strip and paneling-odor causing bacteria and fungi treatment: For water damage from a clean water source, extract excess water. Test hidden area for colorfastness. Mix 1 to 2 fluid ounces of this product (product name) per gallon of water (or equivalent use dilution), allowing for the diluting effect of absorbed water within saturated materials. Remove gross filth or visible soil. Apply directly with a sprayer using a coarse spray tip, to fully saturate affected materials. Roll, brush or agitate into materials and allow the materials to remain damp for 10 minutes. Follow with a thorough extraction. Dry rapidly and thoroughly.

(Not for use in California)

Special Instructions for Cleaning Carpet Against Odor Causing Bacteria: This product (product name) may be used in industrial and institutional areas: motels and hotels, nursing homes, schools and hospitals. For use on wet cleanable synthetic fibers, do not use on wool. Vacuum carpet thoroughly prior to cleaning. Test fabric for colorfastness.

For portable extraction units: Mix 1 fluid ounce of this product (product name) per gallon of water (or equivalent use dilution).

For truck mounted extraction machines: Mix 24 fluid ounces of this product (product name) per gallon of water and meter at 4 gallons per hour.

For rotary floor machines: Mix 2 fluid ounces of this product (product name) per gallon of water and apply at the rate of 300-500 sq. ft. per gallon.

Do not mix this product (product name) with other cleaning products. Follow the cleaning procedures specified by the manufacturer of the cleaning equipment. After using this product, set the carpet pile and protect the carpet from furniture legs and bases while drying. Do not over wet. If applied to stain resistant nylon carpet, apply a fabric protector according to the carpet manufacturer's directions.

(Not for use in California)

Carpet Deodorizer against Odor-Causing Bacteria for Institutional, Industrial and Hospital Use: This product (product name) deodorizes the carpet by controlling/reducing the growth of odor-causing bacteria. It can be used in industrial and institutional areas: motels, hotels chains, nursing homes and hospitals.

Vacuum carpet thoroughly prior to application. Mix 1 fluid ounce of this product (product name) per gallon of water. Follow the Injection and/or Extraction procedures as specified for any conventional steam cleaning equipment you are using. For rotary floor machines, mix 2 fluid ounces per gallon of water (or equivalent use dilution) and spray on carpet at a rate of 300-500 sq. ft. per gallon.

For use on washable synthetic fibers. Do not use on wool. Test colorfastness of carpet before use. Apply diluted product to a small concealed spot, then rub with a clean white cloth. If color changes or transfers to cloth, a water-based product should not be used.

After using the product, set carpet pile in one direction with a stiff brush. Place aluminum foil under the legs of furniture while carpet is drying. Over-wetting can cause carpet to shrink. Manufacturer assumes no responsibility for over-wetting misuse.

Note: This product (product name) should not be mixed with other cleaning products.

(Not for use in California)

Smoke Damage Restoration: This product (product name) is effective against odor causing bacteria and fungi in institutional, industrial and medical premises. This product (product name) is particularly suitable for use in smoke damage restoration situations against odor causing bacteria on the following porous and semi-porous materials: carpets, carpet cushion, sub floors, drywall, trim and frame lumber, tackless strip and paneling. Follow directions as outlined in the Water Damage Restoration section. Using solutions, saturate affected materials with enough product to remain visibly wet for at least 10 minutes. Use proper ventilation.

(Not for use in California)

Directions for Hatchery Rooms Using Fogging Devices: ALL SURFACES MUST BE CLEANED AND DISINFECTED IN ACCORDANCE WITH LABEL DIRECTIONS PRIOR TO FOGGING- Non-Public Health Use Only. Remove all animals and feed from premises, vehicles and enclosures. Remove all litter and manure from floors, walls and surfaces of the room to be treated. Empty all troughs, racks and other feeding and watering appliances. Close room off so fog is confined to room to be treated. Mix one part of this product (product name) to five parts water (1 gallon of this product (product name) to 5 gallons water). Insert the nozzle of the fogger through a suitable opening into the room. With the setting in

maximum output, fog for one minute for each 4000 cubic feet of space in the room. Vacate the room of all personnel during fogging for a minimum of 2 hours of actual fogging and a minimum of 4 air exchanges per hour in the room. When fogging is completed, ventilate buildings and other closed spaces. Do not house livestock or employ equipment until treatment has been absorbed or dried. Thoroughly clean all surfaces with soap or detergent and rinse with water.

(Not for use in California)

Directions for Incubators and Hatchers using Fogging Devices: ALL SURFACES MUST BE CLEANED AND DISINFECTED IN ACCORDANCE WITH LABEL DIRECTIONS PRIOR TO FOGGING- Non-Public Health Use Only. Mix 12 fluid ounces of this product (product name) to 244 fluid ounces of water. Fog 3-8 fluid ounces of this into setters and hatchers immediately after transfer. Repeat daily in setters and every 12 hours in hatchers. Discontinue hatcher treatments at least 24 hours prior to pulling the hatch. Do not allow people to contact or breathe this fog and do not enter until the fog has settled (30-60 minutes after fogging is completed). It is acceptable to fog setters and hatchers with a 1 fluid ounce per gallon solution of this product (product name) on an hourly or every other hour basis. If this is done, fog for 30-90 seconds once per hour or once every two hours. Thoroughly scrub all treated feed racks, mangers, troughs, automatic feeders, fountains and waterers with soap or detergent, and rinse with potable water before reuse.

NOTE: The fog generated is irritating to the eyes, skin and mucous membranes. Under no circumstances should a room or building be entered by anyone within two hours of the actual fogging. If the building must be entered, then the individuals entering the building must wear a self-contained respirator approved by NIOSH/MSHA, goggles, long sleeves and long pants.

Note to reviewer: The following advisory statements are optional. These statements are intended for products sold in state or local jurisdictions that have phosphate restrictions or limits for cleaners. One of the statements can be selected and placed with the Directions for Use section as applicable.}

ADVISORY STATEMENTS

- Formulation meets state and local restrictions for phosphate content in hard surface cleaners
- Does not contain (phosphates) (phosphorous) (as required per state and/or local requirements)

STORAGE AND DISPOSAL

DO NOT CONTAMINATE WATER, FOOD, OR FEED BY STORAGE OR DISPOSAL.

PESTICIDE STORAGE - Store in a dry place no lower in temperature than 50°F or higher than 120°F.

PESTICIDE DISPOSAL - Pesticide wastes are acutely hazardous. Improper disposal of excess pesticide, spray mixture, or rinsate is a violation of Federal Law. If these wastes cannot be disposed of by use according to label instructions, contact your State Pesticide or Environmental Control Agency, or the Hazardous Waste representative at the nearest EPA Regional Office for guidance.

<For products with industrial, institutional, and commercial use site>

CONTAINER HANDLING – Non-refillable container. Do not reuse empty container. Triple rinse empty container with water. Return metal drum or offer for reconditioning or puncture and dispose of in a sanitary landfill, or by other procedures approved by State and local authorities. Plastic containers may be disposed of in a sanitary landfill, incinerated, or if allowed by local authorities, by burning. If burned, stay out of smoke. Offer for recycling, if available.

<For products only with household/residential use sites>

CONTAINER HANDLING – Non-refillable container. Do not reuse empty container (bottle, can, bucket). Wrap container and put in trash. Offer for recycling, if available.

PACKET DISPOSAL – Do not reuse; discard empty container and put in trash

1 FLUID OUNCE PACKET LABEL TO BE USED WITH MASTER CONTAINER LABEL:

MIX EACH PACKET WITH 1 GALLON OF WATER

NP 9.0 (D&F)
DETERGENT/DISINFECTANT

EPA Reg. No. 1839-96
EPA Est. No. 1839-IL-1 (XXX-XX-XXX)

NET CONTENTS: (1) FLUID OZ.

ACTIVE INGREDIENTS:

n-Alkyl (60% C ₁₄ , 30% C ₁₆ , 5% C ₁₂ , 5% C ₁₈)	
dimethyl benzyl ammonium chlorides.....	4.5%
n-Alkyl (68% C ₁₂ , 32% C ₁₄)	
dimethyl ethylbenzyl ammonium chlorides.....	4.5%
INERT (OTHER) INGREDIENTS	91.0%
TOTAL	100.0%

KEEP OUT REACH OF CHILDREN
DANGER

SEE OUTER CONTAINER FOR PRECAUTIONARY STATEMENTS AND USE DIRECTIONS

DISPOSAL: Do not reuse container. Wrap and put in trash collection.

STEPAN COMPANY
22 W. Frontage Rd.
Northfield, IL 60093

[Note to reviewer: NOT FOR USE ON FINAL IN-COMMERCE PRODUCT LABEL]

Emerging Viral Pathogen Claims

Product Name -or- this product qualifies for emerging viral pathogen claims per the EPA's 'Guidance to Registrants: Process for Making Claims Against Emerging Viral Pathogens not on EPA-Registered Disinfectant Labels' when used in accordance with the appropriate use directions indicated below:

Product Name -or- this product meets the criteria to make claims against certain emerging viral pathogens from the following viral categories:

- Enveloped viruses

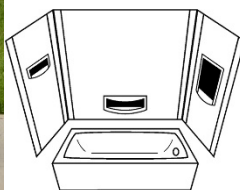

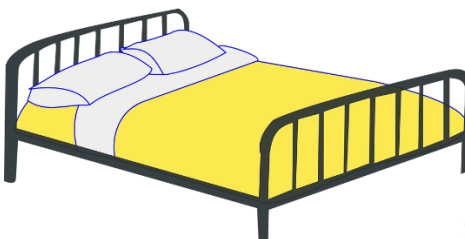
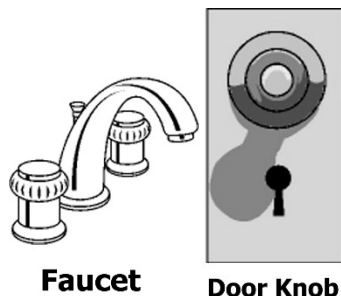
<i>For an emerging viral pathogen that is a/an...</i>	<i>...follow the directions for use for the following organisms on the label:</i>
Enveloped virus	<ul style="list-style-type: none">• Norovirus (Norwalk Virus)

Product Name -or- this product has demonstrated effectiveness against viruses similar to *[name of emerging virus]* on *hard, non-porous surfaces*. Therefore, *Product Name* -or- this product can be used against *[name of emerging virus]* when used in accordance with the directions for use against *Norovirus (Norwalk Virus)* on *hard, non-porous surfaces*. Refer to the *[CDC or OIE]* website at *[pathogen-specific website address]* for additional information.

[Name of illness/outbreak] is caused by *[name of emerging virus]*. *Product name* kills similar viruses and therefore can be used against *[name of emerging virus]* when used in accordance with the directions for use against *Norovirus (Norwalk Virus)* on *hard, non-porous surfaces*. Refer to the *[CDC or OIE]* website at *[website address]* for additional information.”

Graphics




(Note to Reviewer: These are representative icons for use sites/application methods that may appear on the label listed in the location/surfaces section of this label with the appropriate directions for use, PPE or package type. The below graphics are options and may be presented as seen below or may differ slightly in graphic design but not intent on the market container label.)



Tub and Shower walls



La Hacienda



(sink with faucet)
 (work station tub or sink)
 (rubber gloves) (masks)(PPEs)
 (table)
 (chair)
 (bed frame)
 (wall)
 (cabinet)
 (doorknob)
 (garbage can)
 (non-wooden picnic table)
 (outdoor furniture except cushions and wood frames).
 (Telephone)
 (non-food contact counter tops, equipment, shelves, racks and carts)
 (shower stalls)
 (shower doors and curtains)
 (tubs)
 (glazed tiles)
 (toilets)
 (urinals)
 (glazed porcelain tile) and (restroom fixtures).
 (recycling logo) {Note to reviewer: Only for containers which may be recycled per storage and disposal directions}
 (American flag logo) {Note to reviewer: May only be used on labels which carry "Assembled in USA" or "Assembled in America" marketing statements.}
 (Brand or Company name specific graphics, logos, and stylized fonts including background patterns and fill colors)
 (Business industry membership or affiliation logos)
 (Fragrance graphics including Citrus, Pine, Lemon, Lime, Floral, Lavender)