



U.S. ENVIRONMENTAL PROTECTION AGENCY

Office of Pesticide Programs
Registration Division (7505P)
1200 Pennsylvania Ave., N.W.
Washington, D.C. 20460

EPA Reg. Number:

98985-5

Date of Issuance:

11/4/21

NOTICE OF PESTICIDE:

Registration
 Reregistration
(under FIFRA, as amended)

Term of Issuance:

Unconditional

Name of Pesticide Product:

Ike's Glufosinate 280 SL

Name and Address of Registrant (include ZIP Code):

Ike's, LLC
c/o Wagner Regulatory Associates, Inc.
P.O. Box 640, Hockessin, DE 19707

Note: Changes in labeling differing in substance from that accepted in connection with this registration must be submitted to and accepted by the Registration Division prior to use of the label in commerce. In any correspondence on this product always refer to the above EPA registration number.

On the basis of information furnished by the registrant, the above named pesticide is hereby registered under the Federal Insecticide, Fungicide and Rodenticide Act.

Registration is in no way to be construed as an endorsement or recommendation of this product by the Agency. In order to protect health and the environment, the Administrator, on his motion, may at any time suspend or cancel the registration of a pesticide in accordance with the Act. The acceptance of any name in connection with the registration of a product under this Act is not to be construed as giving the registrant a right to exclusive use of the name or to its use if it has been covered by others.

This product is unconditionally registered in accordance with FIFRA section 3(c)(5) provided that you:

1. Submit and/or cite all data required for registration/reregistration/registration review of your product when the Agency requires all registrants of similar products to submit such data.

Signature of Approving Official:

for
Product Manager 24
Fungicide Herbicide Branch, Registration Division (7505P)

Date:

11/4/21

2. Make the following label changes before you release the product for shipment:
 - Revise the EPA Registration Number to read, “EPA Reg. No. 98985-5.”
3. Submit one copy of the revised final printed label for the record before you release the product for shipment.

Should you wish to add/retain a reference to the company’s website on your label, then please be aware that the website becomes labeling under the Federal Insecticide Fungicide and Rodenticide Act and is subject to review by the Agency. If the website is false or misleading, the product would be misbranded and unlawful to sell or distribute under FIFRA section 12(a)(1)(E). 40 CFR 156.10(a)(5) list examples of statements EPA may consider false or misleading. In addition, regardless of whether a website is referenced on your product’s label, claims made on the website may not substantially differ from those claims approved through the registration process. Therefore, should the Agency find or if it is brought to our attention that a website contains false or misleading statements or claims substantially differing from the EPA approved registration, the website will be referred to the EPA’s Office of Enforcement and Compliance.

If these conditions are not complied with, the registration will be subject to cancellation in accordance with FIFRA section 6. Your release for shipment of the product constitutes acceptance of these conditions. A stamped copy of the label is enclosed for your records. Please also note that the record for this product currently contains the following CSFs:

- Basic CSF dated 05/27/2021
- Alternate CSF 1 dated 05/27/2021
- Alternate CSF 2 dated 05/27/2021
- Alternate CSF 3 dated 05/27/2021
- Alternate CSF 4 dated 05/27/2021
- Alternate CSF 5 dated 05/27/2021
- Alternate CSF 6 dated 05/27/2021
- Alternate CSF 7 dated 05/27/2021
- Alternate CSF 8 dated 05/27/2021
- Alternate CSF 9 dated 05/27/2021
- Alternate CSF 10 dated 05/27/2021
- Alternate CSF 11 dated 05/27/2021
- Alternate CSF 12 dated 05/27/2021
- Alternate CSF 13 dated 05/27/2021
- Alternate CSF 14 dated 05/27/2021
- Alternate CSF 15 dated 05/27/2021
- Alternate CSF 16 dated 05/27/2021
- Alternate CSF 17 dated 05/27/2021
- Alternate CSF 18 dated 05/27/2021
- Alternate CSF 19 dated 05/27/2021
- Alternate CSF 20 dated 05/27/2021
- Alternate CSF 21 dated 05/27/2021

Page 3 of 3
EPA Reg. No. 98985-5
Decision No. 572893

If you have any questions, please contact Manjula Unnikrishnan by phone at 202-566-2949, or via email at unnikrishnan.manjula@epa.gov

Enclosure

[MASTER LABEL]

GLUFOSINATE-AMMONIUM GROUP 10 HERBICIDE

Ike's Glufosinate 280 SL^[TM]**ABN: Ike's X-Out^[TM]****ABN: X-Out^[TM]**

[Herbicide]

[A non-selective herbicide for post-emergence broadcast use on canola, corn (field and sweet^[*]), cotton, and soybean designated as glufosinate-resistant. Ike's Glufosinate 280 SL may be used for weed control in non-glufosinate-resistant cotton when applied with a hooded sprayer in-crop. Ike's Glufosinate 280 SL may be applied as a broadcast burndown application before planting or prior to emergence of any variety of canola, corn (field and sweet^[*]), cotton, soybean, or sugar beet. Ike's Glufosinate 280 SL may be used for post-emergence weed control on listed tree vine and berry crops. Ike's Glufosinate 280 SL may also be applied for potato vine desiccation and to control annual and perennial weeds in non-crop areas.]

[*Not for use on sweet corn in California.]

ACTIVE INGREDIENT:	WT. BY %
Glufosinate-ammonium (CAS No. 77182-82-2)	24.5%
OTHER INGREDIENTS:	75.5%
TOTAL:	100.0%

Contains 2.34 lbs. of Glufosinate-ammonium per gallon.

KEEP OUT OF REACH OF CHILDREN
CAUTION

Si usted no entiende la etiqueta, busque a alguien para que se la explique a usted en detalle.
(If you do not understand this label, find someone to explain it to you in detail.)

FIRST AID	
IF SWALLOWED:	<ul style="list-style-type: none"> • Call a poison control center or doctor for treatment advice. • Have person sip a glass of water if able to swallow. • DO NOT induce vomiting unless told to do so by a poison control center or doctor. • DO NOT give anything by mouth to an unconscious person.
IF ON SKIN:	<ul style="list-style-type: none"> • Take off contaminated clothing. • Rinse skin immediately with plenty of water for 15 to 20 minutes. • Call a poison control center or doctor for treatment advice.
IF IN EYES:	<ul style="list-style-type: none"> • Hold eye open and rinse slowly and gently with water for 15 to 20 minutes. • Remove contact lenses, if present, after the first 5 minutes, then continue rinsing. • Call a poison control center or doctor for treatment advice.
HOTLINE NUMBER	
Have a product container or label with you when calling a poison control center or doctor, or going for treatment. For 24-hour medical emergency assistance (human or animal), call 1-800-222-1222 . For chemical emergency assistance (spill, leak, fire, or accident), call ChemTrec at 1-800-424-9300 .	
NOTE TO PHYSICIAN: If this product is ingested, endotracheal intubation and gastric lavage should be performed as soon as possible, followed by charcoal and sodium sulfate administration.	

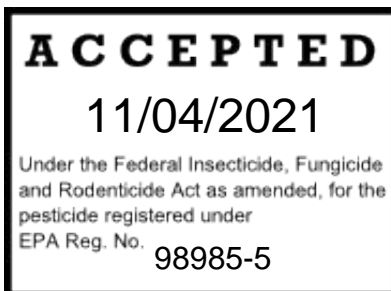
[Optional referral statements when booklets and container labels are used:]

[See label booklet for [complete] [additional] [First Aid,] [Precautionary Statements,] [Directions For Use,] and [Storage and Disposal].]

EPA Reg. No. 98985-X

Manufactured For:

Ike's LLC
P.O. Box 250
10025 Hwy. 264 Alternate
Middlesex, NC 27557



EPA Est. No. _____

Net Contents: _____ [Gals./L.]

PRECAUTIONARY STATEMENTS

HAZARDS TO HUMANS AND DOMESTIC ANIMALS

CAUTION

Harmful if swallowed or if absorbed through skin. Avoid contact with skin, eyes, or clothing. Wash thoroughly with soap and water after handling and before eating, drinking, chewing gum, using tobacco, or using the toilet. Remove and wash contaminated clothing before reuse.

PERSONAL PROTECTIVE EQUIPMENT (PPE)

Applicators and other handlers must wear:

- Long-sleeved shirts and long pants
- Shoes and socks

Applicators using ground boom equipment with open cabs to treat cotton must wear:

- Long-sleeved shirts and long pants
- Shoes and socks
- Chemical-resistant gloves

Mixer/loaders supporting ground boom applications to corn, canola, soybean, cotton, citrus fruit, pome fruit, stone fruit, and olives must wear:

- Long-sleeved shirts and long pants
- Shoes and socks
- Chemical-resistant gloves

Mixer/loaders supporting aerial applications to corn, canola, soybean, and cotton must use closed mixing/ loading systems.

Discard clothing and other absorbent materials that have been drenched or heavily contaminated with this product's concentrate. **DO NOT** reuse them. Follow manufacturer's instructions for cleaning/maintaining PPE. If no such instructions for washables exist, use detergent and hot water. Keep and wash PPE separately from other laundry.

ENGINEERING CONTROLS STATEMENT

When handlers use closed systems, enclosed cabs, or aircraft in a manner that meets the requirement of Worker Protection Standards (WPS) for agricultural pesticides [40 CFR 170.240(d) (4-6)], the handler PPE requirements may be reduced or modified as specified in the WPS.

USER SAFETY RECOMMENDATIONS

Users should:

- Remove clothing/PPE immediately if pesticide gets inside. Then wash thoroughly and put on clean clothing.
- Remove PPE immediately after handling this product. Wash the outside of gloves before removing. As soon as possible, wash thoroughly and change into clean clothing.

ENVIRONMENTAL HAZARDS

DO NOT apply directly to water or to areas where surface water is present. **DO NOT** apply to intertidal areas below the mean high-water mark. **DO NOT** contaminate water by cleaning of equipment or disposal of equipment wash waters or rinsate.

This pesticide is toxic to vascular plants and must be used strictly in accordance with the drift and run-off precautions on this label in order to minimize off-site exposures.

Under some conditions, this product may have a potential to run-off to surface water or adjacent land. Where possible, use methods which reduce soil erosion, including no till, limited till and contour plowing; these methods also reduce pesticide run-off. Use of vegetation filter strips along rivers, creeks, streams, wetlands, etc. or on the downhill side of fields where run-off could occur to minimize water runoff is advised.

PHYSICAL OR CHEMICAL HAZARDS

DO NOT mix or allow contact with oxidizing agents, as a hazardous chemical reaction may occur.

DIRECTIONS FOR USE

It is a violation of Federal law to use this product in a manner inconsistent with its labeling.

READ ENTIRE LABEL. USE STRICTLY IN ACCORDANCE WITH PRECAUTIONARY STATEMENTS AND DIRECTIONS, AND WITH APPLICABLE STATE AND FEDERAL REGULATIONS.

DO NOT use this product until you have read the entire label. **DO NOT** apply this product in a way that will contact workers or other persons, either directly or through drift. Only protected handlers may be in the area during application.

For any requirements specific to your State or Tribe, consult the agency responsible for pesticide regulation.

In the State of New York Only: Not for use in Nassau and Suffolk Counties.**AGRICULTURAL USE REQUIREMENTS**

Use this product only in accordance with its labeling and with the Worker Protection Standard, 40 CFR Part 170. This Standard contains requirements for the protection of agricultural workers on farms, forests, nurseries, and greenhouses; and handlers of agricultural pesticides. It contains requirements for training, decontamination, notification, and emergency assistance. It also contains specific instructions and exceptions pertaining to the statements on this label about personal protective equipment (PPE) and restricted-entry intervals. The requirements in this box only apply to uses of this product that are covered by the Worker Protection Standard.

DO NOT enter or allow worker entry into treated areas during the restricted entry-interval (REI) of 12 hours with the following exceptions: The REI for workers engaged in scouting activities in corn, canola, and soybeans is 4 days. The REI for workers to move irrigation piping is 7 days for all crops.

PPE required for early entry to treated areas that is permitted under the Worker Protection Standard and that involves contact with anything that has been treated, including plants, soil, or water, is:

- Coveralls worn over short-sleeved shirt and short pants
- Chemical-resistant gloves including barrier laminate, butyl rubber ≥14 mils, nitrile rubber ≥14 mils, neoprene rubber ≥14 mils, polyvinyl chloride (PVC) ≥14 mils, or Viton® ≥14 mils
- Chemical-resistant footwear plus socks

IMPORTANT CROP SAFETY INFORMATION READ BEFORE USING THIS PRODUCT**Burndown Treatments**

For row crop applications in canola, corn^[*], cotton, soybean or sugar beets, **Ike's Glufosinate 280 SL** may be applied to any variety as a **burndown treatment prior to planting or prior to crop emergence**. [*Not for use on sweet corn in California.]

Post-Emergent Treatments

Post-emergence row crop applications of **Ike's Glufosinate 280 SL** may be made only to crops designated as glufosinate-resistant (including but not limited to LibertyLink®). To the extent consistent with applicable law, Ike's LLC does not warrant the use of this product over-the-top on crops other than those designated as glufosinate-resistant and designed to safely withstand the application of this product.

The basis of selectivity of **Ike's Glufosinate 280 SL** in crops is the presence of a gene which results in a plant that is resistant to the active ingredient glufosinate. **Crops not containing this gene will be susceptible to Ike's Glufosinate 280 SL and severe crop injury and/or death may occur. DO NOT allow spray to contact foliage or green tissue of desirable vegetation other than crops resistant to the active ingredient in this product.**

Post-emergent applications of **Ike's Glufosinate 280 SL** may be applied to cotton sensitive to the active ingredient in **Ike's Glufosinate 280 SL** using a hooded sprayer.

Tree, Nut, Vine, and Berry Treatments

When applying **Ike's Glufosinate 280 SL** to tree, nut, vine, and berry, avoid contact of solution, spray, drift or mist with green bark, stems or foliage, as injury may occur. Only trunks with calloused, mature brown bark may be sprayed unless protected from spray contact by nonporous wraps, grow tubes or waxed containers. Contact of **Ike's Glufosinate 280 SL** with parts of trees, berries, or vines other than mature brown bark can result in serious damage.

MANDATORY SPRAY DRIFT

When applying to crops via aerial application equipment, the spray boom must be mounted on the aircraft so as to minimize drift caused by wing tip or rotor blade vortices. The boom length must not exceed 75% of the wingspan or 90% of the rotor blade diameter.

- When applying to crops via aerial application equipment, applicators must use ½ swath displacement upwind at the downwind edge of the field.
- **DO NOT** apply when wind speeds exceed 10 miles per hour at the application site.
- **DO NOT** apply during temperature inversions.
- For aerial applications, **DO NOT** release spray at a height greater than 10 feet above the crop canopy, unless a greater application height is required for pilot safety.
- For Aerial applications:
 - Applicators must select nozzle and pressure that deliver medium to coarse droplets in accordance with American Society of Agricultural & Biological Engineers Standard 641 (ASABE S641).
- For Ground applications:
 - Applicators must select nozzle and pressure that deliver medium to coarse droplets in accordance with American Society of Agricultural & Biological Engineers Standard 572 (ASABE S572).
- Spray at the appropriate boom height based on nozzle selection and nozzle spacing, but **DO NOT** exceed a boom height of 24 inches above target pest or crop canopy. Set boom to lowest effective height over the target pest or crop canopy based on equipment manufacturer's directions. Automated boom height controllers are recommended with large booms to better maintain optimum nozzle to canopy height. Excessive boom height will increase the potential for spray drift.
- For non-crop vegetation management ground applications, apply with the nozzle height no more than 4 feet above the ground or target vegetation, unless necessitated by the application equipment. Examples would include roadside, railroad, utility rights of way, forestry, and other industrial vegetation management applications where safety or natural barriers obstruct application.

ADVISORY SPRAY DRIFT

POLLINATOR ADVISORY: This product contains an herbicide. Follow all label directions and precautions to minimize potential off-target exposure in order to prevent effects to non-target plants adjacent to the treated site which may serve as habitat or forage for pollinators.

Spray Drift Management:

The interaction of many equipment and weather-related factors determines the potential for spray drift. The applicator is responsible for considering all these factors when making application decisions.

Information on Droplet Size:

The most effective way to reduce drift potential is to apply large droplets. The best drift management strategy is to apply the largest droplets that provide sufficient coverage and control. The presence of sensitive species nearby, the environmental conditions, and pest pressure may affect how an applicator balances drift control and coverage. APPLYING LARGER DROPLETS REDUCES DRIFT POTENTIAL, BUT WILL NOT PREVENT DRIFT IF APPLICATIONS ARE MADE IMPROPERLY OR UNDER UNFAVORABLE ENVIRONMENTAL CONDITIONS! See Wind, Temperature and Humidity, and Temperature Inversions sections of this label.

Techniques for Controlling Droplet Size

- **Volume** - Use high flow rate nozzles to apply the highest practical spray volume.
- Nozzles with higher rated flows produce larger droplets.
- **Pressure** - Use the lower spray pressures recommended for the nozzle. Higher pressure reduces droplet size and does not improve canopy penetration. WHEN HIGHER FLOW RATES ARE NEEDED, USE A HIGHER-CAPACITY NOZZLE INSTEAD OF INCREASING PRESSURE.
- **Nozzle Type** - Use a nozzle type that is designed for the intended application. With most nozzle types, narrower spray angles produce larger droplets. Consider using low-drift nozzles.

Controlling Droplet Size - Aircraft

- **Number of Nozzles** - Use the minimum number of nozzles with the highest flow rate that provide uniform coverage.
- **Nozzle Orientation** - Orienting nozzles so that the spray is emitted backwards, parallel to the airstream will produce larger droplets than other orientations. AVOIDING SPRAY DRIFT IS THE RESPONSIBILITY OF THE APPLICATOR.
- **Nozzle Type** - Solid stream nozzles (including disc and core with swirl plate removed) oriented straight back produce larger droplets than other nozzle types.
- **Boom Length** - Longer booms increase drift potential. Therefore, a shorter boom length is recommended.
- **Application Height** - Application more than 10 ft. above the canopy increases the potential for spray drift.
- **Boom Height** - Setting the boom at the lowest referenced height (if specified) which provides uniform coverage reduces the exposure of droplets to evaporation and wind. For ground equipment, the boom should remain level with the crop and have minimal bounce.

Drift Reduction Technology (DRT)

The EPA Drift Reduction Technology (DRT) Program was developed to encourage the manufacture, marketing, and use of spray technologies scientifically verified to significantly reduce pesticide drift. The use of DRTs should result in significantly less pesticide from spray applications drifting and being deposited in areas not targeted by those applications, compared to spray technologies that do not meet the minimum DRT standard. EPA-verified drift reduction technologies (DRTs) and their ratings will be added to the following webpage as they become available:

<https://www.epa.gov/reducing-pesticide-driftlepa-verified-and-rated-drift-reductiontechnologies>

Wind

Drift potential increases at wind speeds of less than 3 mph (due to inversion potential) or more than 10 mph. However, many factors, including droplet size and equipment type determine drift potential at any given wind speed. AVOID APPLICATIONS DURING GUSTY OR WINDLESS CONDITIONS. **Note:** Local terrain can influence wind patterns. Every applicator needs to be familiar with local wind patterns and how they affect spray drift.

Temperature and Humidity

When making applications in hot and dry conditions, set up equipment to produce larger droplets to reduce effects of evaporation.

Temperature Inversions

Drift potential is high during a temperature inversion. Temperature inversions restrict vertical air mixing, which causes small suspended droplets to remain close to the ground and move laterally in a concentrated cloud. Temperature inversions are characterized by increasing temperature with altitude and are common on nights with limited cloud cover and light to no wind. They begin to form as the sun sets and often continue into the morning. Their presence can be indicated by ground fog; however, if fog is not present, inversions can also be identified by the movement of smoke from a ground source or an aircraft smoke generator. Smoke that layers and moves laterally in a concentrated cloud (under low wind conditions) indicates an inversion, while smoke that moves upward and rapidly dissipates indicates good vertical air mixing.

Shielded Sprayers

Shielding the boom or individual nozzles can reduce the effects of wind. However, it is the responsibility of the applicator to verify that the shields are preventing drift and not interfering with uniform deposition of the product.

PRODUCT INFORMATION

Ike's Glufosinate 280 SL is a water-soluble non-selective, broad-spectrum herbicide used for control of annual and perennial grass and

broadleaf weeds in a variety of crops. Uses include applications as foliar sprays in trees, vines, and berry crops for control of emerged weeds; broadcast burndown applications prior to planting or crop emergence in canola, corn^[*], cotton, soybeans, and sugar beets; and as over-the-top applications in canola, corn^[*], cotton, soybeans, and sugar beets designated as glufosinate-resistant. **Ike's Glufosinate 280 SL** may be used for weed control in cotton when applied with a hooded sprayer in-crop. [*Not for use on sweet corn in California.]

Ike's Glufosinate 280 SL may also be applied for potato vine desiccation.

It is important to always follow a responsible integrated weed management program. Contact your local agronomic advisor for more specific information on integrated weed management in your area.

ROTATIONAL CROP RESTRICTIONS*

Rotational crop planting intervals following application of **Ike's Glufosinate 280 SL** are listed below. Failure to comply with these restrictions may result in illegal residues in rotated crops.

Rotational Crop	Plant-Back Interval (Minimum Rotational Crop Planting Interval from Last Application)
Canola, Corn, Sweet Corn, Cotton, Rice, Soybeans, and Sugar Beets	May be planted at any time
Root and Tuber Vegetables, Leafy Vegetables, Brassica Leafy Vegetables, and Small Grains (barley, buckwheat, oats, rye, teosinte, triticale, and wheat)	70 Days
All Other Crops	180 Days

*See the **POTATO VINE DESICCATION** section for Rotational Crop Restrictions specifically after **Ike's Glufosinate 280 SL** applications to potatoes.

RESISTANCE MANAGEMENT

Ike's Glufosinate 280 SL is a Group 10 Herbicide, i.e., a glutamine synthetase inhibitor. Any weed population may contain plants naturally resistant to a glufosinate and other Group 10 herbicides. The resistant biotypes may dominate the weed population if these herbicides are used repeatedly in the same field. Appropriate resistance management strategies should be followed. Contact your local sales representative, crop advisor, or extension agent to find out if suspected resistant weeds to this MOA have been found in your region. If resistant biotypes of target weeds have been reported, use the application rates of this product specified for your local conditions. Tank mix products so that there are multiple effective mechanisms of actions for each target weed. If levels of control provided by applications of this product is reduced and cannot be accounted for by factors including misapplication, abnormal levels of target species or extremes of weather, it may be the case that target species have developed a strain resistant to applications of **Ike's Glufosinate 280 SL**.

Suspected herbicide-resistant weeds may be identified by these indicators:

- Failure to control a weed species normally controlled by the herbicide at the dose applied, especially if control is achieved on adjacent weeds;
- A spreading patch of non-controlled plants of a particular weed species; and
- Surviving plants mixed with controlled individuals of the same species.

To minimize the occurrence of resistant biotypes, observe the following weed management practices:

- Scout application site before and after herbicide applications.
- Start with a clean application site, using either a burndown herbicide application or tillage.
- Control weeds early when they are relatively small.
- Add other herbicides (e.g., a selective and/or a residual herbicide) and cultural practices (e.g., tillage or crop rotation) where appropriate.
- Utilize the specified label rate for the most difficult to control weed in your field. Avoid tank mixtures with other herbicides that reduce this product's efficacy (through antagonism), or tank mixture directions that encourage application rates of this product below the label directions.
- Control weed escapes and prevent weeds from setting seeds.
- Clean equipment before moving from field to field to minimize the spread of weed seed or plant parts.
- Report any incidence of repeated non-performance of this product on a particular weed to local extension specialists, certified crop advisors, or your Ike's LLC representative.
- Contact your local sales representative, crop advisor, or extension agent to find out if suspected resistant weeds to this MOA have been found in your region. If resistant biotypes of target weeds have been reported, use the application rates of this product specified for your local conditions. Tank mix products so that there are multiple effective mechanisms of actions for each target weed.

WEEDS CONTROLLED - ROW CROPS

Rates in fluid ounces of formulated product per acre for the control of weeds as shown in the weed control tables. In weed populations with mixed species, apply at a rate needed for the species targeting less than 3 inch weeds.

Broadleaf Weeds Controlled (including Glyphosate-, Triazine-, PPO-, ALS-, HPPD-, and Auxin-Resistant Biotypes)			
Common Name	Scientific Name	22 fl. oz./A (0.40 lb. a.i./A)	29 - 43 fl. oz./A (0.53 - 0.79 lb. a.i./A)
		C = Control	C = Control

		NA = Not Advised S = Suppression	NA = Not Advised S = Suppression
Amaranth, Palmer	<i>Amaranthus palmeri</i>	NA	C
Anoda, Spurred	<i>Anoda cristata</i>	C	C
Beggarweed, Florida	<i>Desmodium tortuosum</i>	C	C
Black Medic	<i>Medicago lupulina</i> L.	C	C
Blueweed, Texas	<i>Helianthus ciliaris</i> DC.	C	C
Buckwheat, Wild	<i>Polygonum convolvulus</i>	C	C
Buffalobur	<i>Solanum cornutum</i>	C	C
Burcucumber	<i>Sicyos angulatus</i>	C	C
Canola, Volunteer ¹	<i>Brassica</i> spp.	C ¹	C ¹
Catchweed Bedstraw (Cleavers)	<i>Galium aparine</i> L.	C	C
Carpetweed	<i>Mollugo verticillata</i>	C	C
Chickweed, Common	<i>Stellaria media</i>	C	C
Cocklebur, Common	<i>Xanthium strumarium</i>	C	C
Copperleaf, Hophornbeam	<i>Acalypha ostryaefolia</i>	C	C
Cotton, Volunteer ¹	<i>Gossypium</i> sp.	C ¹	C ¹
Croton, Tropic	<i>Croton glandulosus</i>	C	C
Croton, Woolly	<i>Croton capitatus</i>	C	C
Eclipta	<i>Eclipta alba</i>	C	C
Devil's Claw	<i>Proboscidea Louisiana</i>	C	C
Fleabane, Annual	<i>Erigeron annuus</i>	C	C
Galinsoga, Hairy	<i>Galinsoga ciliate</i>	C	C
Galinsoga, Small Flower	<i>Galinsoga parviflora</i>	C	C
Groundcherry, Cutleaf	<i>Physalis angulate</i>	C	C
Geranium, Cutleaf	<i>Geranium dissectum</i> L.	C	C
Hemp Nettle	<i>Galeopsis</i> sp.	C	C
Horsenettle, Carolina ²	<i>Solanum carolinense</i>	C ²	C ²
Jimsonweed	<i>Datura stramonium</i>	C	C
Knotweed	<i>Polygonum spec.</i>	C	C
Ladysthumb	<i>Polygonum persicaria</i>	C	C
Kochia	<i>Kochia scoparia</i>	C	C
Lambsquarters, Common	<i>Chenopodium album</i>	C	C
Mallow, Common	<i>Malva spec.</i>	C	C
Mallow, Venice	<i>Hibiscus trionum</i>	C	C
Marestail ³	<i>Conyza Canadensis</i>	S ³	C ³
Marshelder, Annual	<i>Iva annua</i>	C	C
Morningglory, Entireleaf	<i>Ipomoea hederacea</i> var. <i>integriuscula</i>	C	C
Morningglory, Ivyleaf	<i>Ipomoea hederacea</i>	C	C
Morningglory, Pitted	<i>Ipomoea lacunose</i>	C	C
Morningglory, Sharppod	<i>Ipomoea cordatotriloba</i>	C	C
Morningglory, Smallflower	<i>Jacquemontia tamnifolia</i>	C	C
Morningglory, Tall	<i>Ipomoea purpurea</i>	C	C
Mustard, Wild	<i>Sinapis arvensis</i>	C	C
Nightshade, Black	<i>Solanum nigrum</i>	C	C
Nightshade, Eastern Black	<i>Solanum ptycanthum</i>	C	C
Nightshade, Hairy	<i>Solanum sarrachoides</i>	C	C
Pennycress	<i>Thlaspi arvense</i>	C	C
Pigweed, Redroot	<i>Amaranthus retroflexus</i>	C	C
Pigweed, Prostrate	<i>Amaranthus blitoides</i>	C	C
Pigweed, Spiny	<i>Amaranthus spinosus</i>	C	C
Pigweed, Smooth	<i>Amaranthus hybridus</i>	C	C
Pigweed, Tumble	<i>Amaranthus albus</i>	C	C
Puncturevine	<i>Tribulus terrestris</i>	C	C
Purslane, Common	<i>Portulaca oleracea</i>	C	C
Pusley, Florida	<i>Richardia scabra</i>	S	C
Ragweed, Common	<i>Ambrosia artemisiifolia</i>	C	C
Ragweed, Giant	<i>Ambrosia trifida</i>	C	C
Senna Coffee	<i>Cassia occidentalis</i>	C	C
Sesbania, Hemp	<i>Sesbania herbacea</i>	C	C
Shepherd's Purse	<i>Capsella bursa-pastoris</i>	C	C
Sicklepod (Java Bean)	<i>Senna obtusifolia</i>	C	C
Sida, Prickly	<i>Sida spinosa</i> L.	C	C
Smartweed, Pennsylvania	<i>Polygonum pennsylvanicum</i>	C	C
Smell Melon	<i>Cucumis melo</i> L. var. <i>Dudaim</i>	C	C
Sowthistle, Annual	<i>Sonchus oleraceus</i> L.	C	C
Soybeans, Volunteer ¹	<i>Glycine max</i>	C ¹	C ¹

Spurge, Prostrate	<i>Euphorbia humifusa</i>	C	C
Spurge, Spotted	<i>Euphorbia maculata</i> L.	C	C
Starbur, Bristly	<i>Acanthospermum hispidum</i>	C	C
Sunflower, Common	<i>Helianthus annuus</i>	C	C
Sunflower, Prairie	<i>Corythucha pura</i>	C	C
Sunflower, Volunteer	<i>Girasol</i>	C	C
Thistle, Russian ²	<i>Salsola kali</i>	S ²	C ²
Velvetleaf	<i>Abutilon theophrasti</i>	C	C
Waterhemp, Common	<i>Amaranthus rudis</i>	NA	C
Waterhemp, Tall	<i>Amaranthus tuberculatus</i>	NA	C

¹Volunteer glufosinate-resistant crops from the previous season will not be controlled.

²May require sequential applications for control.

³For optimum control apply Ike's Glufosinate 280 SL on 6" marestail.

Grass Weeds Controlled (including Glyphosate-, Triazine-, PPO-, ALS-, HPPD-, and Auxin-Resistant Biotypes)			
Common Name	Scientific Name	22 fl. oz./A (0.40 lb. a.i./A)	29 - 43 fl. oz./A (0.53 - 0.79 lb. a.i./A)
		C = Control NA = Not Advised S = Suppression	C = Control NA = Not Advised S = Suppression
Barley, Volunteer ³	<i>Hordeum vulgare</i>	C ³	C ³
Barnyardgrass	<i>Echinochloa spec.</i>	C	C
Bluegrass, Annual	<i>Poa annua</i> L.	C	C
Corn, Volunteer ¹	<i>Zea mays</i> L.	C ¹	C ¹
Crabgrass, Large ²	<i>Digitaria sanguinalis</i>	C ²	C ²
Crabgrass, Smooth ²	<i>Digitaria ischaemum</i>	C ²	C ²
Cupgrass, Woolly	<i>Eriochloa villosa</i>	C	C
Foxtail, Bristly	<i>Setaria verticillata</i>	C	C
Foxtail, Giant	<i>Setaria faberi</i>	C	C
Foxtail, Green	<i>Setaria viridis</i>	C	C
Foxtail, Robust Purple	<i>Setaria viridis</i>	C	C
Foxtail, Yellow ²	<i>Pennisetum glaucum</i>	C ²	C ²
Goosegrass ³	<i>Eleusine indica</i>	C ³	C ³
Johnsongrass, Seedling	<i>Sorghum halepense</i>	C	C
Junglerice	<i>Echinochloa colonum</i>	C	C
Millet, Wild-Proso	<i>Panicum miliaceum</i> L.	C	C
Millet, Proso Volunteer	<i>Milium vernale</i>	C	C
Oat, Wild ²	<i>Avena fatua</i>	C	C
Panicum, Fall	<i>Panicum dichotomiflorum</i>	C	C
Panicum, Texas	<i>Panicum texanum</i>	C	C
Rice, Red	<i>Oryza sativa</i> L.	C	C
Rice, Volunteer ¹	<i>Oryza sativa</i>	C ¹	C ¹
Sandbur, Field ²	<i>Cenchrus pauciflorus</i>	S ²	C ²
Shattercane	<i>Sorghum vulgare</i> PERS.	C	C
Signalgrass, Broadleaf	<i>Brachiaria platyphylla</i>	C	C
Sprangletop	<i>Leptochloa spec.</i>	C	C
Sorghum, Volunteer	<i>Sorghum</i> sp.	C	C
Stinkgrass	<i>Eragrostis ciliaris</i>	C	C
Wheat, Volunteer ²	<i>Triticum spec.</i>	C ²	C ²
Witchgrass	<i>Panicum virgatum</i> L.	C	C

¹Volunteer glufosinate-resistant crops from the previous season will not be controlled. A timely cultivation 7 - 10 days after an application and/or retreatment 10 - 21 days after the first application is advised for controlling dense clumps of volunteer corn or rice.

²For best control of yellow foxtail, field sandbur, crabgrass, and wild oats, treat prior to tiller initiation.

³A sequential application may be necessary for control.

Biennial and Perennial Weeds Controlled (including Glyphosate-, Triazine-, PPO-, ALS-, HPPD-, and Auxin-Resistant Biotypes)		
For control of the biennial and perennial weeds listed below, tank mix partners or sequential applications Ike's Glufosinate 280 SL are advised by crop (see crop sections).		
Common Name	Scientific Name	29 - 43 fl. oz./A (0.53 - 0.79 lb. a.i./A)
		C = Control NA = Not Advised S = Suppression
Alfalfa	<i>Medicago sativa</i> L.	C
Bermudagrass	<i>Cynodon dactylon</i>	C
Bindweed, Field	<i>Convolvulus arvensis</i> L.	C

Bindweed, Hedge	<i>Calystegia sepium</i>	C
Bluegrass, Kentucky	<i>Poa pratensis</i> L.	C
Blueweed, Texas	<i>Helianthus ciliaris</i> DC.	C
Bromegrass, Smooth	<i>Bromus inermis</i>	C
Burdock	<i>Arctium</i> sp.	C
Bursage, Woolyleaf	<i>Ambrosia grayi</i>	C
Chickweed, Mouse Ear	<i>Cerastium vulgatum</i> L.	C
Clover, Red	<i>Trifolium pretense</i> L.	C
Dandelion	<i>Taraxacum officinale</i>	S
Dock, Smooth	<i>Rumex spec.</i>	S
Dogbane, Hemp	<i>Apocynum cannabinum</i>	C
Goldenrod, Gray	<i>Solidago nemoralis</i>	S
Johnsongrass, Rhizome	<i>Sorghum halepense</i>	S
Milkweed, Common	<i>Asclepias syriaca</i>	S
Milkweed, Honeyvine	<i>Ampelamus albidus</i>	C
Muhly, Wirestem	<i>Muhlenbergia frondosa</i>	S
Nightshade, Sliverleaf	<i>Solanum elaeagnifolium</i>	S
Nutsedge, Purple	<i>Cyperus rotundus</i>	C
Nutsedge, Yellow	<i>Cyperus ferax</i>	C
Orchardgrass	<i>Dactylis glomerata</i> L.	C
Poinsettia, Wild	<i>Euphorbia heterophylla</i> L.	S
Pokeweed	<i>Phytolaccaceae</i>	C
Quackgrass	<i>Agropyron repens</i>	C
Sowthistle, Perennial	<i>Sonchus arvensis</i> L.	C
Thistle, Bull	<i>Cirsium vulgare</i>	S
Thistle, Canada	<i>Cirsium arvense</i>	C
Timothy	<i>Phleum pretense</i> L.	S
Wormwood, Biennial	<i>Artemisia biennis</i>	C

APPLICATION AND MIXING PROCEDURES

DO NOT use flood jet nozzles, controlled droplet application equipment, or air-assisted spray equipment. Uniform, thorough spray coverage is important to achieve consistent weed control.

Ground Application: Refer to the Rate Tables for proper application rates. Apply **Ike's Glufosinate 280 SL** broadcast in a minimum of 10 gallons of water per acre using a minimum spray pressure of 40 PSI and a maximum ground speed of 10 mph. Under dense weed/crop canopies, use a broadcast rate of 15 - 20 gallons of water per acre so that thorough spray coverage will be obtained. **DO NOT** use raindrop nozzles. See the **Spray Drift Management** section of this label for additional information on proper application of **Ike's Glufosinate 280 SL**.

Aerial Application: Thorough coverage is necessary for best weed control. See the **ADVISORY SPRAY DRIFT** section of this label for additional information on proper application of **Ike's Glufosinate 280 SL**.

COMPATIBILITY TESTING

If **Ike's Glufosinate 280 SL** will be mixed with pesticide products not listed on this label, test the compatibility of the intended tank mixture before mixing the products in the spray tank. The following procedure assumes a spray volume of 25 gallons per acre. For other spray volumes, adjust the amount of the water used accordingly. Check compatibility using this process:

1. In a clear 1-quart jar, place 1 pint of water from the source that will be used to prepare the spray solution.
2. For each pound of a dry tank mix partner to be applied per acre, add 1.5 teaspoons to the jar.
3. For each 16 fl. oz. of a liquid tank mix partner to be applied per acre, add 0.5 teaspoon to the jar.
4. For each 16 fl. oz. of **Ike's Glufosinate 280 SL** to be applied per acre, add 0.5 teaspoon to the jar.
5. After adding all the ingredients, place a lid on the jar and tighten, then invert 10 times to mix.
6. Allow the mixture to stand for 15 minutes, then evaluate the solution for uniformity and stability. Look for separation, large flakes, precipitates, gels, heavy oily film on the jar, or other signs of incompatibility. If the tank mix partners are not compatible, **DO NOT** use the mixture in a spray tank.
7. Once compatibility testing is complete, dispose of any pesticide wastes in accordance with the **STORAGE AND DISPOSAL** section of this label.

MIXING INSTRUCTIONS

It is the pesticide user's responsibility to ensure that all products are registered for the intended use. Read and follow the applicable restrictions and limitations and directions for use on all product labels involved in tank mixing. Users must follow the most restrictive directions for use and precautionary statements of each product in the tank mixture.

Tank Mix Instructions: **Ike's Glufosinate 280 SL** may be applied in tank mix combinations with labeled rates of other products provided these other products are labeled for the timing and method of application for the crop to be treated. Use the tank mix partner in accordance with label limitations and restrictions. **DO NOT** exceed label dosage rates.

Ike's Glufosinate 280 SL may not be mixed with any product containing a label prohibition against such mixing. Refer to the specific

crop section for rates and other restrictions. It is the pesticide user's responsibility to ensure that all products are registered for the intended use. Read and follow the applicable restrictions and limitations and directions for use on all product labels involved in tank mixing. Users must follow the most restrictive directions for use and precautionary statements of each product in the tank mixture.

Ike's Glufosinate 280 SL must be applied with properly calibrated and clean equipment. **Ike's Glufosinate 280 SL** is formulated to mix readily in water. Prior to adding **Ike's Glufosinate 280 SL** to the spray tank, ensure that the spray tank is thoroughly clean, particularly if a herbicide with the potential to injure crops was previously used (see **CLEANING INSTRUCTIONS**).

Mix **Ike's Glufosinate 280 SL** with water to make a finished spray solution as follows:

1. Fill the spray tank half full with water.
2. Begin agitation.
3. If mixing with a flowable/wettable powder tank mix partner, prepare a slurry of the proper amount of the product in a small amount of water. Add the slurry to the spray tank.
4. Add the appropriate amount of ammonium sulfate (AMS) to the spray tank.
5. If mixing with a liquid tank mix partner, add the liquid mix partner next.
6. Complete filling the spray tank with water.
7. Add the proper amount of **Ike's Glufosinate 280 SL** and continue agitation.
8. If foaming occurs, use a silicone-based antifoam agent.

Ensure that all spray system lines including pipes, booms, etc. have the correct concentration of spray solution by flushing out the spray system lines before starting the crop application.

If tank mix partners listed on this label are added, maintain good agitation at all times until contents of the tank are sprayed. If the spray mixture is allowed to settle, thorough agitation is required to re-suspend the mixture before spraying is resumed. Keep bypass line on or near bottom of tank to minimize foaming. Screen size in nozzles or line strainers must be 50-mesh or larger.

CLEANING INSTRUCTIONS

Before using **Ike's Glufosinate 280 SL**, thoroughly clean bulk storage tank, refillable tank, nurse tanks, spray tank, lines, and filter, particularly if a herbicide with the potential to injure crops was previously used. Ensure that equipment is thoroughly rinsed using a commercial tank cleaner.

After using **Ike's Glufosinate 280 SL**, triple rinse the spray equipment and clean with a commercial tank cleaner before using for crops not labeled as LibertyLink. Make sure any rinsate or foam is thoroughly removed from spray tank and boom. Rinsate may be disposed following the pesticide disposal directions on this label.

APPLICATION DIRECTIONS

FOR BURNDOWN USE

Ike's Glufosinate 280 SL may be applied as a **burndown treatment prior to planting or prior to emergence** of any variety of canola, corn, sweet corn^[1], cotton, soybean, or sugar beet. ^[1]Not for use in California.]

Application Timing

Apply to small and actively growing weeds, targeting weeds less than 3" in height. For additional information on weed heights, refer to the **WEEDS CONTROLLED - ROW CROPS** section.

Warm temperatures, high humidity, and bright sunlight improve the performance of **Ike's Glufosinate 280 SL**. Weed control may be reduced when applications are made when heavy dew, fog and mist/rain are present or when weeds are under stress due to drought, cool temperatures, or extended periods of cloudiness. **Ike's Glufosinate 280 SL** is a foliar-active material with little or no soil-residual activity. **Ike's Glufosinate 280 SL** is rainfast 4 hours after application, therefore, rainfall within 4 hours may necessitate retreatment. For best results on lambsquarters, Palmer amaranth, and velvetleaf control, make applications of glufosinate between dawn and 2 hours before sunset.

Application Rates

Apply 29 - 43 fl. oz./A (0.53 - 0.79 lb. a.i./A) depending on crop, weed species and intention of post-application use. Please see the **Application Directions** charts below.

Use a minimum spray volume of 15 gals. per acre, unless there is a difficult to control situation (including dense canopy, large weeds or unfavorable growing conditions are present). In difficult to control situations, use a minimum spray volume of 20 gals. per acre.

Restrictions (See Crop-Specific Use Restrictions):

- **Cotton** - If environmental conditions prevent timely applications, a single application may be made of up to 43 fl. oz./A (0.79 lb. a.i./A) of **Ike's Glufosinate 280 SL**. If more than 29 fl. oz./A (0.53 lb. a.i./A) are used in any single application, the annual total may not exceed 72 fl. oz./A (1.32 lbs. a.i./A), including all application timings.
- **Canola, Corn (Sweet^[1] and Field), and Soybean** - If environmental conditions prevent timely applications, a single application may be made of up to 43 fl. oz./A (0.79 lb. a.i./A) of **Ike's Glufosinate 280 SL**. The year total may not exceed 43 fl. oz./A (0.79 lb. a.i./A) including all application timings. ^[1]Not for use in California.]

- **Sugar Beets** - If environmental conditions prevent timely applications, a single application may be made of up to 36 fl. oz./A (0.66 lb. a.i./A) of **Ike's Glufosinate 280 SL**. No additional applications of **Ike's Glufosinate 280 SL** may be made post-emergence to the crop during the year.

Adjuvants

Ammonium sulfate (AMS) can be used at 1.5 lbs./A to 3 lbs./A. Rates are dependent on tank mix partners, environmental conditions, temperatures, and potential for leaf burn. AMS has shown to improve weed control of difficult-to-control weeds like velvetleaf and lambsquarters, under difficult environmental conditions (low relative humidity) or hard water. An anti-foam agent is advised.

Surfactants/Oils

The use of surfactants may be included. Please refer to the surfactant label for more detailed information.

Nozzle Spray Quality

Ike's Glufosinate 280 SL is a contact herbicide and requires proper nozzles with uniform thorough spray coverage to achieve optimum weed control. See nozzle section for more detailed information.

Application Directions for Non-Glufosinate-Resistant Crops

Crop	Burndown	In-Season Applications	Yearly Maximum
Canola, Soybean, Field Corn, Sweet Corn ^[1]	29 - 43* fl. oz./A (0.53 - 0.79 lb. a.i./A)	None	43* fl. oz./A (0.53 lb. a.i./A)
Sugar Beets	29 - 36 fl. oz./A (0.53 - 0.66 lb. a.i./A)	None	36 fl. oz./A (0.66 lb. a.i./A)
Cotton Use Pattern 1	29 fl. oz./A (0.53 lb. a.i./A)	2 applications at 29 fl. oz./A** (0.53 lb. a.i./A) Make second application 10 - 14 days after the first application.	87 fl. oz./A (1.59 lbs. a.i./A)
Cotton Use Pattern 2	32 - 43 fl. oz./A (0.58 - 0.79 lb. a.i./A)	1 application at 29 fl. oz./A** (0.53 lb. a.i./A)	72 fl. oz./A (1.32 lbs. a.i./A)

*Maximum rate in California is 36 fl. oz./A (0.66 lb. a.i./A)

Cotton designated as glufosinate-resistant **OR with hooded sprayer for all varieties (see **COTTON** use directions).

[¹Not for use in California.]

Application Directions for Glufosinate-Resistant Crops

Crop	Burndown	In-Season Applications (Glufosinate-Resistant Varieties Only)	Yearly Maximum
Soybean, Field Corn	29 - 43* fl. oz./A (0.53 - 0.79 lb. a.i./A)	1 - 2 applications at 29 - 43 fl. oz./A (0.53 - 0.79 lb. a.i./A) For soybeans, make second application at least 5 days after the first application. For field corn, make second application at least 7 days after first application.	87 fl. oz./A (1.59 lbs. a.i./A)
Sweet Corn ^[1]	22 fl. oz./A (0.40 lb. a.i./A)	1 - 2 applications at 22 fl. oz./A (0.40 lb. a.i./A) Make second application at least 7 days after the first application.	44 fl. oz./A (0.80 lb. a.i./A)
Canola	29 - 43* fl. oz./A (0.53 - 0.79 lb. a.i./A)	1 - 2 applications at 29 fl. oz./A (0.53 lb. a.i./A) Make second application at least 10 days after the first application	87** fl. oz./A (1.59 lbs. a.i./A)
Cotton Use Pattern 1	29 fl. oz./A (0.53 lb. a.i./A)	1 - 2 applications at 29 fl. oz./A (0.53 lb. a.i./A) Make second application 10 - 14 days after the first application.	87** fl. oz./A (1.59 lbs. a.i./A)
Cotton Use Pattern 2	30 - 43* fl. oz./A (0.55 - 0.79 lb. a.i./A)	1 application at 29 fl. oz./A*** (0.53 lb. a.i./A)	72 fl. oz./A (1.32 lbs. a.i./A)
Sugar Beets	29 - 36 fl. oz./A (0.53 - 0.66 lb. a.i./A)	1 application at 29 fl. oz./A (0.53 lb. a.i./A)	60 fl. oz./A (1.10 lbs. a.i./A)

*Maximum rate in California is 36 fl. oz./A (0.66 lb. a.i./A) with annual maximum of 72 fl. oz./A (1.32 lbs. a.i./A).
 **Maximum rate in California is 22 fl. oz./A (0.40 lb. a.i./A) with annual maximum of 44 fl. oz./A (0.8 lb. a.i./A).
 ***Cotton designated as glufosinate-resistant **OR** with hooded sprayer for all varieties (see **COTTON** use directions).
 [¹Not for use in California.]

GLUFOSINATE-RESISTANT SUGAR BEETS

[Not for use in California.]

Apply **Ike's Glufosinate 280 SL** only to sugar beets designated as glufosinate-resistant. **Ike's Glufosinate 280 SL** is a contact herbicide and requires uniform, thorough spray coverage to achieve optimum weed control.

Application Timing

Applications of **Ike's Glufosinate 280 SL** on sugar beets designated as glufosinate-resistant may be made from the cotyledon stage up to the 10-leaf stage of the sugar beet.

Apply to small and actively growing weeds, targeting weeds less than 3" in height. For additional information on weed heights, refer to the **WEEDS CONTROLLED - ROW CROPS** section.

Warm temperatures, high humidity, and bright sunlight improve the performance of **Ike's Glufosinate 280 SL**. Weed control may be reduced when applications are made when heavy dew, fog and mist/rain are present or when weeds are under stress due to drought, cool temperatures, or extended periods of cloudiness. **Ike's Glufosinate 280 SL** is a foliar-active material with little or no soil-residual activity. **Ike's Glufosinate 280 SL** is rainfast 4 hours after application, therefore, rainfall within 4 hours may necessitate retreatment. For best result, on lambsquarters, Palmer amaranth and velvetleaf control, make applications of glufosinate between dawn and 2 hours before sunset.

Application Rates

Apply 29 - 36 fl. oz./A (0.53 - 0.66 lb. a.i./A) depending on weed species, size, and density per weed chart. If a second application is needed, make the second application in a minimum of 10 days after the first application. The maximum annual rate of **Ike's Glufosinate 280 SL** on sugar beets is 60 fl. oz./A (1.1 lbs. a.i./A).

Use a minimum spray volume of 15 gals. per acre, unless there is a difficult to control situation (including dense canopy, large weeds or unfavorable growing conditions are present). In difficult to control situations use a minimum spray volume of 20 gals. per acre.

Adjuvants

Ammonium sulfate (AMS) may be used at 1.5 - 3.5 lbs./A. Adjuvant rates are dependent on a variety of factors including tank mix partners, environmental conditions (including temperature) and potential for leaf burn. AMS has shown to improve weed control of difficult-to-control weeds like lambsquarters and velvetleaf under difficult environmental conditions (including low relative humidity) or hard water. The use of an anti-foam agent is advised.

Surfactants/Oils

The use of additional surfactants or crop oils in tank mixes with **Ike's Glufosinate 280 SL** may increase the risk of crop response. Please refer to the surfactant label for more detailed information.

Nozzle Spray Quality

Ike's Glufosinate 280 SL is a contact herbicide and requires proper nozzles with uniform thorough spray coverage to achieve optimum weed control. See **Spray Drift Management** section for more detailed information.

Restrictions - Glufosinate-Resistant Sugar Beets:

- **DO NOT** apply more than 60 fl. oz./A (1.1 lbs. a.i./A) of **Ike's Glufosinate 280 SL** per year.
- **DO NOT** apply **Ike's Glufosinate 280 SL** within 60 days of harvesting sugar beets.
- If a second application is needed, make the second application a minimum of 10 days after the first application.
- **DO NOT** exceed the single application rate maximum of 36 fl. oz./A (0.66 lb. a.i./A).
- **DO NOT** make more than 2 applications per year when applied at reduced rates.
- **DO NOT** plant rotation crops in a field treated with **Ike's Glufosinate 280 SL** within 120 days after the last application of this product with the exception of wheat, barley, buckwheat, millet, oats, rye, sorghum, and triticale, which may be planted 70 days after the last application of this product. Corn, soybeans, canola, and sugar beets containing a glufosinate resistance trait may be planted at any time.
- **DO NOT** graze the treated crop or cut for hay.
- **DO NOT** apply **Ike's Glufosinate 280 SL** if sugar beets show injury from prior herbicide applications or environmental stress (drought, excessive rainfall, etc.).
- **DO NOT** apply this product through any type of irrigation system.

GLUFOSINATE-RESISTANT CANOLA

Apply **Ike's Glufosinate 280 SL** only to canola designated as glufosinate-resistant. Uniform, thorough spray coverage is necessary to achieve consistent weed control.

Application Timing

Applications of **Ike's Glufosinate 280 SL** on canola may be made from the cotyledon stage up to the early bolting stage of the canola. Slight discoloration of the canola may be visible after application. This effect is temporary and will not influence crop growth, maturity, or yield.

Apply to small and actively growing weeds, targeting weeds less than 3" in height. For additional information on weed heights, refer to the **WEEDS CONTROLLED - ROW CROPS** section.

Warm temperatures, high humidity, and bright sunlight improve the performance of **Ike's Glufosinate 280 SL**. Weed control may be reduced when applications are made when heavy dew, fog and mist/rain are present or when weeds are under stress due to drought, cool temperatures, or extended periods of cloudiness. **Ike's Glufosinate 280 SL** is a foliar-active material with little or no soil-residual activity. **Ike's Glufosinate 280 SL** is rainfast 4 hours after application, therefore, rainfall within 4 hours may necessitate retreatment. For best result, on lambsquarters, Palmer amaranth and velvetleaf control, make applications of glufosinate between dawn and 2 hours before sunset.

Application Rates

Apply **Ike's Glufosinate 280 SL** at 22 - 29 fl. oz./A (0.40 - 0.53 lb. a.i./A) per application. If a second application of **Ike's Glufosinate 280 SL** is needed, make the second application in a minimum of 7 days after the first application. The maximum annual rate of **Ike's Glufosinate 280 SL** on canola is 87 fl. oz./A (1.59 lbs. a.i./A).

Use a minimum spray volume of 15 gals. per acre, unless there is a difficult to control situation (including dense canopy, large weeds or unfavorable growing conditions are present). In difficult to control situations, use a minimum spray volume of 20 gals. per acre.

Application Rates with Tank Mix Partners

It is the pesticide user's responsibility to ensure that all products are registered for the intended use. Read and follow the applicable restrictions and limitations and directions for use on all product labels involved in tank mixing. Users must follow the most restrictive directions for use and precautionary statements of each product in the tank mixture. Apply **Ike's Glufosinate 280 SL** at 22 - 29 fl. oz./A (0.40 - 0.53 lb. a.i./A) per application, depending on weed species, size, and density per weed chart.

Tank mix partners advised to enhance grass control, including products containing quizalofop p-ethyl, sethoxydim, and clethodim.

If a second application is needed, make the second application in a minimum of 7 days after the first application.

Tank mixes may aid in the performance of **Ike's Glufosinate 280 SL**. Please refer to weed chart tables for a listing of weed species controlled at this rate. No additional surfactant is needed with any tank mix partner. It is the pesticide user's responsibility to ensure that all products are registered for the intended use. Read and follow the applicable restrictions and limitations and directions for use on all product labels involved in tank mixing. Users must follow the most restrictive directions for use and precautionary statements of each product in the tank mixture. **DO NOT** mix **Ike's Glufosinate 280 SL** mix with any product containing a label prohibition against such mixing.

Adjuvants

Ammonium sulfate (AMS) may be used at 1.5 - 3 lbs. per acre. Adjuvant rates are dependent on a variety of factors including tank mix partners, environmental conditions (including temperature) and potential for leaf burn. AMS has shown to improve weed control of difficult-to-control weeds like lambsquarters and velvetleaf under difficult environmental conditions (including low relative humidity) or hard water. The use of an anti-foam agent is advised.

Surfactants/Oils

The use of additional surfactants or crop oils in tank mixes with **Ike's Glufosinate 280 SL** may increase the risk of crop response. Please refer to the surfactant label for more detailed information.

Nozzle Spray Quality

Ike's Glufosinate 280 SL is a contact herbicide and requires proper nozzles with uniform thorough spray coverage to achieve optimum weed control. See **Spray Drift Management** section for more detailed information.

Restrictions - Glufosinate-Resistant Canola:

- **DO NOT** use on canola in the states of Alabama, Delaware, Georgia, Kentucky, Maryland, New Jersey, North Carolina, South Carolina, Tennessee, Virginia, and West Virginia.
- **DO NOT** apply more than 2 applications of **Ike's Glufosinate 280 SL** per year.
- Sequential applications must be at least 10 days apart.
- **DO NOT** apply **Ike's Glufosinate 280 SL** within 65 days of harvesting canola.
- **DO NOT** exceed the maximum single application rate of 43 fl. oz./A (0.79 lb. a.i./A).
- **DO NOT** apply more than 87 fl. oz./A (1.59 lbs. a.i./A) of **Ike's Glufosinate 280 SL** per year.
- **DO NOT** graze the treated crop or cut for hay.
- **DO NOT** apply **Ike's Glufosinate 280 SL** if canola shows injury from prior herbicide applications or environmental stress (drought, excessive rainfall, etc.).
- **DO NOT** apply this product through any type of irrigation system.

- Refer to the **ROTATIONAL CROP RESTRICTIONS** section under the **PRODUCT INFORMATION** heading of this label for the appropriate rotational crop plant-back intervals.

GLUFOSINATE-RESISTANT CANOLA FOR SEED PROPOGATION

[Not for use in California.]

Up to 3 applications of **Ike's Glufosinate 280 SL** at up to 29 fl. oz./A (0.53 lb. a.i./A) per application may be made to glufosinate-resistant canola for seed propagation. Applications may be made from the cotyledon stage up to the early bolting stage (e.g., BBCH 18 - 30, between just prior to stem elongation/bolting, 8 or more leaves and beginning of stem elongation, no internodes).

Restrictions - Glufosinate-Resistant Canola for Seed Propagation:

- **DO NOT** apply than 3 applications of **Ike's Glufosinate 280 SL**.
- **DO NOT** use more than 29 fl. oz./A (0.53 lb. a.i./A) in a single application.
- Sequential applications must be made more than 10 days apart.
- **DO NOT** apply more than 87 fl. oz./A (1.59 lbs. a.i./A) of **Ike's Glufosinate 280 SL** per year.
- **DO NOT** apply **Ike's Glufosinate 280 SL** beyond the early bolting stage or within 65 days of harvesting canola seed.
- **DO NOT** use treated canola seed for food, feed, or oil purposes.
- **DO NOT** apply **Ike's Glufosinate 280 SL** if canola shows injury from prior herbicide applications or environmental stress (drought, excessive rainfall, etc.).
- **DO NOT** apply this product through any type of irrigation system.

GLUFOSINATE-RESISTANT SWEET CORN

[Not for use in California.]

Apply **Ike's Glufosinate 280 SL** only to sweet corn designated as glufosinate-resistant. Uniform, thorough spray coverage is necessary to achieve consistent weed control.

Application Timing

Applications of **Ike's Glufosinate 280 SL** on glufosinate-resistant sweet corn may be made from emergence until the V6 stage of growth; i.e., 6 developed collars, whichever comes first.

Apply to small and actively growing weeds, targeting weeds less than 3" in height. For additional information on weed heights, refer to the **WEEDS CONTROLLED - ROW CROPS** section.

Warm temperatures, high humidity, and bright sunlight improve the performance of **Ike's Glufosinate 280 SL**. Weed control may be reduced when applications are made when heavy dew, fog and mist/rain are present or when weeds are under stress due to drought, cool temperatures, or extended periods of cloudiness. **Ike's Glufosinate 280 SL** is a foliar-active material with little or no soil-residual activity. **Ike's Glufosinate 280 SL** is rainfast 4 hours after application, therefore, rainfall within 4 hours may necessitate retreatment. For best results on lambsquarters, Palmer amaranth and velvetleaf, make applications of glufosinate between dawn and 2 hours before sunset.

Application Rates

Apply at a rate of 22 fl. oz./A (0.40 lb. a.i./A), depending on weed species, size, and density per weed chart. If required, a second application of 22 fl. oz./A (0.40 lb. a.i./A) can be applied. The second application must be made a minimum 7 days after the first application. The maximum annual rate of **Ike's Glufosinate 280 SL** on sweet corn is 44 fl. oz./A (0.80 lb. a.i./A).

Use a minimum spray volume of 15 gals. per acre, unless there is a difficult to control situation (including dense canopy, large weeds or unfavorable growing conditions are present). In difficult to control situations, use a minimum spray volume of 20 gals. per acre.

Application Rates with Tank Mix Partners

It is the pesticide user's responsibility to ensure that all products are registered for the intended use. Read and follow the applicable restrictions and limitations and directions for use on all product labels involved in tank mixing. Users must follow the most restrictive directions for use and precautionary statements of each product in the tank mixture.

Apply **Ike's Glufosinate 280 SL** at 22 fl. oz./A (0.40 lb. a.i./A) per application, depending on weed species, size, and density per weed chart. Advised tank mix partners, including products containing atrazine, tembotrione, thiencazabone-methyl, and dicamba DGA salt.

If a second application is needed, make the second application in a minimum of 7 days after the first application.

Tank mixes may aid in the performance of **Ike's Glufosinate 280 SL**. Please refer to weed chart tables for a listing of weed species controlled at this rate.

No additional surfactant is needed with any tank mix partner. The tank mix partner must be used in accordance with the label limitations, restrictions, and precautions. **DO NOT** exceed any labeled dosage rates. **DO NOT** mix **Ike's Glufosinate 280 SL** mix with any product containing a label prohibition against such mixing.

Adjuvants

Ammonium sulfate (AMS) may be used at 1.5 - 3.5 lbs./A. Adjuvant rates are dependent on a variety of factors including tank mix partners, environmental conditions (including temperature) and potential for leaf burn. AMS has shown to improve weed control of difficult-to-control weeds like lambsquarters and velvetleaf under difficult environmental conditions (including low relative humidity) or hard water. The use of an anti-foam agent is advised.

Surfactants/Oils

The use of additional surfactants or crop oils in tank mixes with **Ike's Glufosinate 280 SL** may increase the risk of crop response. Please refer to the surfactant label for more detailed information.

Nozzle Spray Quality

Ike's Glufosinate 280 SL is a contact herbicide and requires proper nozzles with uniform thorough spray coverage to achieve optimum weed control. See **Spray Drift Management** section for more detailed information.

Restrictions - Glufosinate-Resistant Sweet Corn:

- **DO NOT** apply **Ike's Glufosinate 280 SL** within 50 days of harvesting sweet corn ears and within 55 days of harvesting stover.
- **DO NOT** apply more than 44 fl. oz./A (0.80 lb. a.i./A) of **Ike's Glufosinate 280 SL** on sweet corn per year.
- **DO NOT** apply more than 2 applications of **Ike's Glufosinate 280 SL** to sweet corn per year.
- Sequential applications must be at least 7 days apart.
- **DO NOT** exceed the maximum single application rate of 22 fl. oz./A (0.40 lb. a.i./A).
- If **Ike's Glufosinate 280 SL** was used in a burndown application, no post-emergence applications may be made to the crop.
- **DO NOT** use nitrogen solutions as spray carriers. A silicone-based antifoam agent may be added if needed.
- **DO NOT** apply **Ike's Glufosinate 280 SL** if corn shows injury from prior herbicide applications or environmental stress (drought, excessive rainfall etc.).
- **DO NOT** apply this product through any type of irrigation system.
- Refer to the **ROTATIONAL CROP RESTRICTIONS** section under the **PRODUCT INFORMATION** heading of this label for the appropriate rotational crop plant-back intervals.

GLUFOSINATE-RESISTANT FIELD AND SILAGE CORN

Apply **Ike's Glufosinate 280 SL** only to corn designated as glufosinate-resistant. Uniform, thorough spray coverage is necessary to achieve consistent weed control.

Application Timing

Applications of **Ike's Glufosinate 280 SL** on glufosinate-resistant corn may be made from emergence until the V6 stage of growth, i.e., 6 developed collars, whichever comes first.

Apply to small and actively growing weeds, targeting weeds less than 3" in height. For additional information on weed heights, refer to the **WEEDS CONTROLLED - ROW CROPS** section.

Warm temperatures, high humidity, and bright sunlight improve the performance of **Ike's Glufosinate 280 SL**. Weed control may be reduced when applications are made when heavy dew, fog and mist/rain are present or when weeds are under stress due to drought, cool temperatures, or extended periods of cloudiness. **Ike's Glufosinate 280 SL** is a foliar-active material with little or no soil-residual activity. **Ike's Glufosinate 280 SL** is rainfast 4 hours after application, therefore, rainfall within 4 hours may necessitate retreatment. For best results on lambsquarters, Palmer amaranth and velvetleaf, make applications of **Ike's Glufosinate 280 SL** between dawn and 2 hours before sunset.

Application Rates

Apply **Ike's Glufosinate 280 SL** at 29 - 43* fl. oz./A (0.53 - 0.79 lb. a.i./A) per application depending on weed species, size, and density per weed chart. If a second application is needed, make the second application at up to 29 fl. oz./A (0.53 lb. a.i./A) with a minimum of 7 days after the first application. The maximum rate of **Ike's Glufosinate 280 SL** on glufosinate-resistant field and silage corn is 87** fl. oz./A (1.59 lbs. a.i./A).

*Maximum rate in California is 22 fl. oz./A (0.4 lb. a.i./A).

**Maximum annual rate in California is 44 fl. oz./A (0.8 lb. a.i./A).

Use a minimum spray volume of 15 gals. per acre, unless there is a difficult to control situation (including dense canopy, large weeds or unfavorable growing conditions are present). In difficult to control situations use a minimum spray volume of 20 gals. per acre.

Application Rates with Tank Mix Partners

It is the pesticide user's responsibility to ensure that all products are registered for the intended use. Read and follow the applicable restrictions and limitations and directions for use on all product labels involved in tank mixing. Users must follow the most restrictive directions for use and precautionary statements of each product in the tank mixture. Apply **Ike's Glufosinate 280 SL** at 29 - 43* fl. oz./A (0.53 - 0.79 lb. a.i./A), depending on weed species, size, and density per weed chart. Advised tank mix partners, including products containing atrazine, tembotrione, thiencazobone-methyl and dicamba, DGA salt. If a second application is needed, make the second application in a minimum of 7 days after the first application. Tank mixes may aid in the performance of **Ike's Glufosinate 280 SL**.

*Maximum rate in California is 22 fl. oz./A (0.4 lb. a.i./A).

Please refer to weed chart tables for a listing of weed species controlled at this rate. No additional surfactant is needed with any tank mix partner. The tank mix partner must be used in accordance with the label limitations, restrictions, and precautions.

DO NOT exceed any labeled dosage rates. **DO NOT** mix **Ike's Glufosinate 280 SL** mix with any product containing a label prohibition against such mixing.

Adjuvants

Ammonium sulfate (AMS) may be used at 1.5 - 3 lbs./A. Adjuvant rates are dependent on a variety of factors including tank mix partners, environmental conditions (including temperature) and potential for leaf burn. AMS has shown to improve weed control of difficult-to-control weeds, like lambsquarters and velvetleaf, under difficult environmental conditions (including low relative humidity) or hard water. The use of an anti-foam agent is advised.

Surfactants/Oils

The use of additional surfactants or crop oils in tank mixes with **Ike's Glufosinate 280 SL** may increase the risk of crop response. Please refer to the surfactant label for more detailed information.

Nozzle Spray Quality

Ike's Glufosinate 280 SL is a contact herbicide and requires proper nozzles with uniform thorough spray coverage to achieve optimum weed control. See **Spray Drift Management** section for more detailed information.

Application Drop Nozzle Equipment

Applications of **Ike's Glufosinate 280 SL** field corn and corn silage may be made with drop nozzles from emergence until corn is 36" tall. Avoid spraying into the whorl or leaf axils of the corn stalks.

Restrictions - Glufosinate-Resistant Field and Silage Corn:

- **DO NOT** apply **Ike's Glufosinate 280 SL** within 60 days of harvesting corn forage and within 70 days of harvesting corn grain and corn fodder.
- **DO NOT** apply more than 2 applications per year.
- Sequential applications must be at least 10 days apart.
- **DO NOT** apply more than 87** fl. oz./A (1.59 lbs. a.i./A) of **Ike's Glufosinate 280 SL** on corn per year. **Maximum annual rate in California is 44 fl. oz./A (0.8 lb. a.i./A).
- **DO NOT** exceed the maximum single application rate of 43* fl. oz./A (0.79 lb. a.i./A). *Maximum rate in California is 22 fl. oz./A (0.4 lb. a.i./A).
- **DO NOT** use nitrogen solutions as spray carriers. A silicone-based antifoam agent may be added if needed.
- **DO NOT** apply **Ike's Glufosinate 280 SL** if corn shows injury from prior herbicide applications or environmental stress (drought, excessive rainfall, etc.).
- **DO NOT** apply this product through any type of irrigation system.
- Refer to the **ROTATIONAL CROP RESTRICTIONS** section under the **PRODUCT INFORMATION** heading of this label for the appropriate rotational crop plant-back intervals.

GLUFOSINATE-RESISTANT COTTON

Uniform, thorough spray coverage is necessary to achieve consistent weed control. **Ike's Glufosinate 280 SL** may be applied as a broadcast, over-the-top, post-emergence spray or as a directed spray only to glufosinate-resistant cotton. This product may be applied post-emergence to non-glufosinate-resistant cotton varieties or cultivars by using equipment designed to minimize contact of the spray with the cotton foliage. See the **NON-GLUFOSINATE-RESISTANT COTTON** section for selection of shielding equipment. Severe injury and damage may result if the **Ike's Glufosinate 280 SL** contacts the foliage or stems of cotton **NOT** designated as glufosinate-resistant.

Application Timing

Apply to small actively growing weeds, targeting weeds less than 3" in height. For additional information on weed heights, refer to the **WEEDS CONTROLLED - ROW CROPS** section.

Warm temperatures, high humidity, and bright sunlight improve the performance of **Ike's Glufosinate 280 SL**. Weed control may be reduced when applications are made when heavy dew, fog and mist/rain are present or when weeds are under stress due to drought, cool temperatures, or extended periods of cloudiness. **Ike's Glufosinate 280 SL** is a foliar-active material with little or no soil-residual activity. **Ike's Glufosinate 280 SL** is rainfast 4 hours after application, therefore, rainfall within 4 hours may necessitate retreatment. For best result, on lambsquarters, Palmer amaranth and velvetleaf control, make applications of glufosinate between dawn and 2 hours before sunset.

Application Rates

Apply **Ike's Glufosinate 280 SL** to cotton from emergence up to the early bloom stage at 29 fl. oz./A (0.53 lb. a.i./A). If environmental conditions prevent a timely herbicide application, a single application of up to 43 fl. oz./A (0.79 lb. a.i./A) of **Ike's Glufosinate 280 SL** may be made to cotton. If more than 29 fl. oz./A (0.53 lb. a.i./A) are used in any single application, the yearly total may not exceed 72 fl. oz./A (1.32 lbs. a.i./A), including all application timings. See **Restrictions - Glufosinate-Resistant Cotton** below for additional

information.

Option 1:

3 Post-Applications

Apply 29 fl. oz./A (0.53 lb. a.i./A) per application depending on weed species, size, and density per weed chart. If required a second application of 29 fl. oz./A (0.53 lb. a.i./A) may be made 10 - 14 days after the first application. If required, a third application of 29 fl. oz./A (0.53 lb. a.i./A) may be made 10 - 14 days after the second application. The yearly maximum rate of **Ike's Glufosinate 280 SL** on cotton is 87 fl. oz./A (1.59 lbs. a.i./A).

Use a minimum spray volume of 15 gals. per acre, unless there is a difficult to control situation (including dense canopy, large weeds or unfavorable growing conditions are present). In difficult to control situations use a minimum spray volume of 20 gals. per acre.

Option 2:

2 Post-Applications

Apply 32 - 43 fl. oz./A (0.58 - 0.79 lb. a.i./A) per application depending on weed species, size, and density per weed chart. If required a second application of 29 fl. oz./A (0.53 lb. a.i./A) can be applied. The sequential applications must be made minimum 10 days and may be made 14 days after each other. The maximum annual rate of **Ike's Glufosinate 280 SL** on cotton is 72 fl. oz./A (1.32 lbs. a.i./A).

Use a minimum spray volume of 15 gals. per acre, unless there is a difficult to control situation (including dense canopy, large weeds or unfavorable growing conditions are present). In difficult to control situations use a minimum spray volume of 20 gals. per acre.

Use Pattern	1 st Application	2 nd Application Minimum 10 days up to 14 days after 1 st application.	3 rd Application Minimum 10 days up to 14 days after 2 nd application.	Yearly Maximum
Option 1	29 fl. oz./A (0.53 lb. a.i./A)	29 fl. oz./A (0.53 lb. a.i./A)	29 fl. oz./A (0.53 lb. a.i./A)	87 fl. oz./A (1.59 lbs. a.i./A)
Option 2	32 - 43 fl. oz./A (0.58 - 0.79 lb. a.i./A)	29 fl. oz./A (0.53 lb. a.i./A)	None	72 fl. oz./A (1.32 lbs. a.i./A)

Tank Mix on Glufosinate-Resistant Cotton

It is the pesticide user's responsibility to ensure that all products are registered for the intended use. Read and follow the applicable restrictions and limitations and directions for use on all product labels involved in tank mixing. Users must follow the most restrictive directions for use and precautionary statements of each product in the tank mixture. Certain herbicide tank mixes may aid in the performance of **Ike's Glufosinate 280 SL**. **Ike's Glufosinate 280 SL** may be applied in tank mix combinations with labeled rates of other products provided these other products are labeled for the timing and method of application for the cotton to be treated. The tank mix partner must be used in accordance with the label limitations and precautions. No label dosage rates may be exceeded. **Ike's Glufosinate 280 SL** cannot be mixed with any product containing a label prohibition against such mixing.

Adjuvants

Ammonium sulfate (AMS) may be used at 1.5 - 3 lbs./A. Adjuvant rates are dependent on a variety of factors including tank mix partners, environmental conditions (including temperature) and potential for leaf burn. AMS has shown to improve weed control of difficult-to-control weeds like lambsquarters and velvetleaf under difficult environmental conditions (including low relative humidity) or hard water. The use of an anti-foam agent is advised.

Surfactants/Oils

The use of additional surfactants or crop oils in tank mixes with **Ike's Glufosinate 280 SL** may increase the risk of crop response. Please refer to the surfactant label for more detailed information.

Nozzle Spray Quality

Ike's Glufosinate 280 SL is a contact herbicide and requires proper nozzles with uniform thorough spray coverage to achieve optimum weed control. See **Spray Drift Management** section for more detailed information.

Restrictions - Glufosinate-Resistant Cotton:

- **DO NOT** apply **Ike's Glufosinate 280 SL** to glufosinate-resistant cotton in Florida, South of Tampa (Florida Route 60), or in Hawaii, except for test plots or breeding nurseries.
- **DO NOT** apply **Ike's Glufosinate 280 SL** within 70 days prior to cotton harvest.
- Up to 3 applications of **Ike's Glufosinate 280 SL** may be made to cotton per year at a maximum application rate of 29 fl. oz./A (0.53 lb. a.i./A). **DO NOT** apply more than 87 fl. oz./A (1.59 lbs. a.i./A) (including all application timings) to cotton per year under this application scenario. Sequential applications must be at least 10 days apart.
- If environmental conditions prevent timely applications resulting in large weeds or heavy infestations, a single application of **Ike's Glufosinate 280 SL** at up to 43 fl. oz./A (0.79 lb. a.i./A) may be made to cotton.
- **DO NOT** apply more than 43 fl. oz./A (0.79 lb. a.i./A) of **Ike's Glufosinate 280 SL** in a single application under this use scenario. If a single application greater than 29 fl. oz. (0.53 lb. a.i.) is made, a subsequent application not to exceed 29 fl. oz. (0.53 lb. a.i.) may be made to cotton. The annual total use rate under this scenario may not exceed 72 fl. oz./A (1.32 lbs. a.i./A) of **Ike's Glufosinate 280 SL**. Sequential applications must be at least 10 days apart.
- **DO NOT** apply this product through any type of irrigation system.
- Refer to the **ROTATIONAL CROP RESTRICTIONS** section under the **PRODUCT INFORMATION** heading of this label for the

appropriate rotational crop plant-back intervals.

NON-GLUFOSINATE-RESISTANT COTTON

Application of **Ike's Glufosinate 280 SL** to cotton varieties not designated as glufosinate-resistant requires the use of hooded spray equipment designed to minimize exposure of the spray to the cotton stand. A hooded sprayer directs the spray onto weeds, while shielding the cotton stand from contact. Use nozzles that provide uniform coverage within the treated area. Keep hoods on these sprayers adjusted to protect desirable vegetation. Extreme care must be exercised to avoid exposure of the desirable vegetation to the spray.

With a hooded sprayer, the spray pattern is completely enclosed on the top and all 4 sides by a hood, thereby shielding the crop from the spray solution. This equipment must be set up and operated in a manner that avoids bouncing or raising the hoods off the ground in any way. The spray hoods must be operated on the ground or skimming across the ground. Tractor speed must be adjusted to avoid bouncing of the spray hoods. Avoid operation on rough or sloping ground where the spray hoods might be raised off the ground. If the hoods are raised, spray particles may escape and come into contact with the cotton, causing damage or destruction of the crop. Herbicide rates and spray volume instructions are presented as broadcast equivalents and must be reduced in proportion to the area actually treated. Use the following formulas to calculate the correct rate and volume per planted (field) acre:

$$\frac{\text{Band Width in Inches}}{\text{Row Width in Inches}} \times \text{Broadcast Rate per Acre} = \text{Amount of Banded Product Needed per Acre}$$

$$\frac{\text{Band Width in Inches}}{\text{Row Width in Inches}} \times \text{Broadcast Spray Volume per Acre} = \text{Banded Spray Volume Needed for Acre}$$

Tank Mix on Non-Glufosinate-Resistant Cotton

Certain tank mixes may aid in the performance of **Ike's Glufosinate 280 SL**. No additional surfactant is needed with any tank mix partner. **Ike's Glufosinate 280 SL** may be applied in tank mix combinations with labeled rates of other products provided these other products are labeled for the timing and method of application for the cotton to be treated. The tank mix partner must be used in accordance with the label limitations and precautions. No label dosage rates may be exceeded. **Ike's Glufosinate 280 SL** cannot be mixed with any product containing a label prohibition against such mixing. It is the pesticide user's responsibility to ensure that all products are registered for the intended use. Read and follow the applicable restrictions and limitations and directions for use on all product labels involved in tank mixing. Users must follow the most restrictive directions for use and precautionary statements of each product in the tank mixture.

POST-HARVEST / FALL BURNDOWN ON NON-GLUFOSINATE-RESISTANT COTTON

Ike's Glufosinate 280 SL may be applied as a post-harvest burndown treatment to fields (after cotton harvest). Up to 43 fl. oz./A (0.79 lb. a.i./A) of **Ike's Glufosinate 280 SL** may be applied in a single application to control larger weeds growing in the crop at the time of harvest. If more than 29 fl. oz./A (0.53 lb. a.i./A) is used in a single application, the yearly total may not exceed 72 fl. oz./A (1.32 lbs. a.i./A), including all application timings. Refer to the **ROTATIONAL CROP RESTRICTIONS** section of this label for appropriate rotational crop information.

Tank Mix On Non-Glufosinate-Resistant Cotton

Certain tank mixes may aid in the performance of **Ike's Glufosinate 280 SL**. No additional surfactant is needed with any tank mix partner. **Ike's Glufosinate 280 SL** may be applied in tank mix combinations with labeled rates of other products provided these other products are labeled for the timing and method of application for the cotton to be treated. The tank mix partner must be used in accordance with the label limitations and precautions. No label dosage rates may be exceeded. **Ike's Glufosinate 280 SL** cannot be mixed with any product containing a label prohibition against such mixing. It is the pesticide user's responsibility to ensure that all products are registered for the intended use. Read and follow the applicable restrictions and limitations and directions for use on all product labels involved in tank mixing. Users must follow the most restrictive directions for use and precautionary statements of each product in the tank mixture.

Restrictions - Non-Glufosinate-Resistant Cotton Post-Harvest - Burndown Use:

- **DO NOT** apply more than 43 fl. oz./A (0.79 lb. a.i./A) of **Ike's Glufosinate 280 SL** in a single application to control larger weeds growing in the crop at the time of harvest.
- If more than 29 fl. oz./A (0.53 lb. a.i./A) is used in a single application: **DO NOT** apply more than 72 fl. oz./A (1.32 lbs. a.i./A) per year, including all application timings.
- **DO NOT** make more than 2 applications per year.
- **DO NOT** make second application within 10 days of first.

GLUFOSINATE-RESISTANT SOYBEANS

Apply **Ike's Glufosinate 280 SL** only to soybeans designated as glufosinate-resistant. Uniform, thorough spray coverage is necessary to achieve consistent weed control.

Application Timing

Applications of **Ike's Glufosinate 280 SL** on soybeans may be made from emergence up to but not including the R1 bloom growth stage.

Apply to small actively growing weeds, targeting weeds less than 3" in height. For additional information on weed heights, refer to the **WEEDS CONTROLLED - ROW CROPS** section.

Warm temperatures, high humidity, and bright sunlight improve the performance of **Ike's Glufosinate 280 SL**. Weed control may be reduced when applications are made when heavy dew, fog and mist/rain are present or when weeds are under stress due to drought, cool temperatures, or extended periods of cloudiness. **Ike's Glufosinate 280 SL** is a foliar-active material with little or no soil-residual activity. **Ike's Glufosinate 280 SL** is rainfast 4 hours after application, therefore, rainfall within 4 hours may necessitate retreatment. For best results on lambsquarters, Palmer amaranth and velvetleaf, make applications of glufosinate between dawn and 2 hours before sunset.

Application Rates

Apply **Ike's Glufosinate 280 SL** at 29 - 43 fl. oz./A (0.53 - 0.79 lb. a.i./A) depending on weed species, size, and density per weed chart.

If a second application is needed, make the second application of 29 - 43 fl. oz./A (0.53 - 0.79 lb. a.i./A), can be applied up to a yearly maximum of 87 fl. oz./A (1.59 lbs. a.i./A).

Use a minimum spray volume of 15 gals. per acre, unless there is a difficult to control situation (including dense canopy, large weeds or unfavorable growing conditions are present). In difficult to control situations use a minimum spray volume of 20 gals. per acre.

Use Pattern Rate Ranges		
1 st Application	2 nd Application (Minimum of 5 days after 1 st Application)	Yearly Maximum
29 - 43* fl. oz./A (0.53 - 0.79 lb. a.i./A)	29 - 43* fl. oz./A (0.53 - 0.79 lb. a.i./A)	87* fl. oz./A (1.59 lbs. a.i./A)
*Maximum single application rate in California is 36 fl. oz./A (0.66 lb. a.i./A) with total annual maximum application of 72 fl. oz./A (1.32 lbs. a.i./A).		

Soybean Tank Mix Instructions

It is the pesticide user's responsibility to ensure that all products are registered for the intended use. Read and follow the applicable restrictions and limitations and directions for use on all product labels involved in tank mixing. Users must follow the most restrictive directions for use and precautionary statements of each product in the tank mixture. Certain herbicide tank mixes may complement **Ike's Glufosinate 280 SL**. No additional surfactant is needed with any tank mix partner. **Ike's Glufosinate 280 SL** may be applied in tank mix combinations with labeled rates of other products provided these other products are labeled for the timing and method of application for the soybean to be treated. The tank mix partner must be used in accordance with the label limitations and precautions. No label dosage rates may be exceeded. **Ike's Glufosinate 280 SL** cannot be mixed with any product containing a label prohibition against such mixing.

Adjuvants

Ammonium sulfate (AMS) may be used at 1.5 - 3 lbs./A. Adjuvant rates are dependent on a variety of factors including tank mix partners, environmental conditions (including temperature) and potential for leaf burn. AMS has shown to improve weed control of difficult-to-control weeds like lambsquarters and velvetleaf under difficult environmental conditions (including low relative humidity) or hard water. The use of an anti-foam agent is advised.

Surfactants/Oils

The use of additional surfactants or crop oils in tank mixes with **Ike's Glufosinate 280 SL** may increase the risk of crop response. Please refer to the surfactant label for more detailed information.

NOZZLE SPRAY QUALITY

Ike's Glufosinate 280 SL is a contact herbicide and requires proper nozzles with uniform thorough spray coverage to achieve optimum weed control.

See **Spray Drift Management** section for more detailed information.

Restrictions - Soybeans:

- **DO NOT** apply **Ike's Glufosinate 280 SL** within 70 days of harvesting soybean seed.
- **DO NOT** apply more than 87 fl. oz./A (1.59 lbs. a.i./A) of **Ike's Glufosinate 280 SL** on soybeans per growing year. The maximum annual application rate in California is 72 fl. oz./A (1.3 lbs. a.i./A)
- **DO NOT** apply more than 43 fl. oz./A (0.79 lb. a.i./A) of **Ike's Glufosinate 280 SL** in a single application. Maximum single application rate in California is 36 fl. oz./A (0.66 lb. a.i./A).
- **DO NOT** make more than 3 applications per year, when applied at reduced rates.
- **DO NOT** graze the treated crop or cut for hay.
- **DO NOT** use nitrogen solutions as spray carriers. A silicone-based antifoam agent may be added if needed.
- **DO NOT** apply **Ike's Glufosinate 280 SL** if soybeans show injury from prior herbicide applications or environmental stress (drought, excessive rainfall, etc.).
- **DO NOT** apply this product through any type of irrigation system.
- Sequential applications must be at least 5 days apart.
- Refer to the **ROTATIONAL CROP RESTRICTIONS** section under the **PRODUCT INFORMATION** heading of this label for the appropriate rotational crop plant-back intervals.

CANOLA, CORN, COTTON, AND SOYBEAN SEED PROPAGATION

Ike's Glufosinate 280 SL may be applied to select out susceptible "segregates", i.e., canola, corn, cotton, and soybean plants that are sensitive to glufosinate-ammonium (i.e., **DO NOT** contain a glufosinate resistance trait) during seed propagation.

- **Canola (Glufosinate-Resistant):** Ike's Glufosinate 280 SL may also be used in canola seed propagation as a foliar spray to selectively eliminate canola plants that do not carry a glufosinate resistance trait and as such, can be applied to remove susceptible segregates during canola seed propagation. Breeding material not possessing a glufosinate resistance trait will be severely injured or killed if treated with this herbicide. See the **GLUFOSINATE-RESISTANT CANOLA** section for use rates, application timing and use restrictions.
- **Corn (Glufosinate-Resistant):** Inbred lines, plants not possessing a glufosinate resistance trait, will be severely injured or killed if treated with this herbicide. A hooded sprayer may be used to protect plants from coming into contact with the herbicide application. For the selection of non-sensitive corn "segregates", Ike's Glufosinate 280 SL may be applied at 22 fl. oz./A (0.40 lb. a.i./A) plus AMS at 3 lbs./A (17 lbs./100 gals.) when corn is in the V3 - V4 stage of growth, i.e., 3 - 4 developed collars. A second treatment of 22 fl. oz./A (0.40 lb. a.i./A) plus AMS at 3 lbs./A may be applied when the corn is in the V6 - V7 stage of growth or up to 24" tall. Sequential applications need to be at least 10 days apart. When temperatures exceed 85°F, the rate of AMS can be reduced to 1.5 lbs./A (8.5 lbs./100 gals.) to reduce potential leaf burn. See the **GLUFOSINATE-RESISTANT CORN** section for use rates, application timing and use restrictions.
- **Cotton (Glufosinate-Resistant):** Ike's Glufosinate 280 SL may also be used in cotton seed propagation as a foliar spray to selectively eliminate cotton plants that do not carry a glufosinate-resistant trait and as such, can be applied to remove susceptible segregates during cotton seed propagation. Breeding material not possessing a glufosinate resistance trait will be severely injured or killed if treated with this herbicide. See the **GLUFOSINATE-RESISTANT COTTON** section for use rates, application timing and use restrictions.
- **Soybean (Glufosinate-Resistant):** For the selection of non-sensitive soybean "segregates", Ike's Glufosinate 280 SL may be applied at up to 22 - 36 fl. oz./A (0.40 - 0.66 lb. a.i./A) when soybean is in the third trifoliate stage. A second treatment of 22 - 29 fl. oz./A (0.40 - 0.53 lb. a.i./A) may be applied up to but not including the bloom growth stage of soybean. Sequential applications must be at least 5 days apart. See the **GLUFOSINATE-RESISTANT SOYBEANS** section for use rates, application timing and use restrictions.

TREE, VINE, AND BERRY CROPS

Apply Ike's Glufosinate 280 SL to the tree, vine, and berry crops listed below. Uniform, thorough spray coverage is necessary to achieve consistent weed control.

REGISTERED CROPS
BERRIES:

- Crop Subgroup 13-B. Bushberry Subgroup - Blueberry, highbush; blueberry, lowbush; currant; elderberry; gooseberry; huckleberry.
- Juneberry; lingonberry; salal

CITRUS CROP GROUP 10-10:

- Orange or tangerine/mandarin, Calamondin; citron, citrus hybrids; Mediterranean Mandarin; orange, sour; orange, sweet; satsuma darin; tachibana orange; tangerine (mandarin); tangelo; tangor, trifoliate orange; cultivars, varieties and/or hybrids of these.
- Lemon or lime – Australian desert lime; Australian finger lime; Australian round lime; brown river finger lime; kumquat; lemon; lime; mount white lime; New Guinea wild lime; Russel River lime; sweet lime; Tahiti lime; cultivars, varieties and/or hybrids of these.
- Grapefruit – Grapefruit; Japanese summer grapefruit; pummelo; tangelo; uniq fruit; cultivars, varieties and/or hybrids of these.

OLIVES:

- All olive varieties.

POME FRUIT (CROP GROUP 11-10):

- Crop Group 11. Pome Fruits Group - Apple; crabapple; loquat; mayhaw; pear; pear, oriental; quince; azarole; hook; medlar; quince, Chinese; quince, Japanese; tejocote; cultivars, varieties and/or hybrids of these.

STONE FRUIT (CROP GROUP 12-12):

- Crop Group 12. Stone Fruits Group - Apricot; cherry, sweet; cherry, tart; nectarine, peach; plum; plum, chicksaw; damson; plum, Japanese; plumcot; prune; capulin; jujube and sloe; cultivars, varieties and/or hybrids of these.

TREE NUTS (CROP GROUP 14-12):

- Crop Group 14. Tree Nuts Group - Almond; beech nut; Brazil nut; butternut; cashew; chestnut; chinquapin; filbert (hazelnut), hickory nut, macadamia nut (bush nut), pecan, pistachios, and walnut, black and English.

GRAPES:

- All grape varieties (table, wine, and raisins).

Application Timing

For best results, apply to emerged, young, actively growing weeds. Warm temperatures, high humidity, and bright sunlight improve the performance of **Ike's Glufosinate 280 SL**. Weed Control may be reduced when applications are made to weeds under stress due to drought or cool temperatures. Weeds under stress or in dense populations will require application at the highest specified label use rate. Stressed conditions also include prior treatments of other contact or systemic herbicides. **DO NOT** retreat these weeds with **Ike's Glufosinate 280 SL** until sufficient regrowth has occurred.

Apply **Ike's Glufosinate 280 SL** as a directed spray to control undesirable vegetation in tree, vine and berries listed on this label. Apply as a broadcast, banded, or spot treatment application depending on the situation to control weeds listed under the below **Weeds Controlled in Tree, Vine, and Berry Crops** table. Avoid direct spray or drift to desirable vegetation. Regrowth may occur due to the weed stage of growth at application, low use rate, or environmental conditions. Repeat applications of **Ike's Glufosinate 280 SL** may be necessary to control plants generating from underground parts or seed.

Avoid contact of **Ike's Glufosinate 280 SL** solution, spray, drift or mist with green bark, stems, or foliage, as injury may occur to trees and vines. **Only trunks with callused, mature brown bark may be sprayed unless protected from spray contact by nonporous wraps, grow tubes or waxed containers. Contact of Ike's Glufosinate 280 SL with parts of trees or vines other than mature brown bark can result in serious damage.**

Application Methods for Broadcast Applications

Apply **Ike's Glufosinate 280 SL** at the rates listed below for broadcast applications based on weed size and stage of growth.

Weed Size and Stage	Ike's Glufosinate 280 SL Rate	
	fl. oz./A	lb. a.i./A
Weeds < 3" in height	48 fl. oz./A	0.88 lb. a.i./A
Weeds < 6" in height pre-tiller grasses	56 fl. oz./A	1.02 lbs. a.i./A
Weeds > 6" in height and/or grasses that have tillered	56 - 82 fl. oz./A	1.02 - 1.5 lbs. a.i./A

Application Methods for Banded Spray Applications

Banded applications may be used using the following formula to calculate the amount of herbicide needed for orchard or vineyard strip sprays:

$$\frac{\text{Band Width in Inches}}{\text{Row Width in Inches}} \times \text{Rate per Acre Broadcast} = \text{Amount of Herbicide Needed for Treatment}$$

Application Methods for Spot or Directed-Spray Applications

For spot or directed spray application, mix **Ike's Glufosinate 280 SL** at 1.7 fl. oz. (0.03 lb. a.i.) of product per gallon of water. Apply to undesirable vegetation foliage until wet but prior to runoff. Ensure uniform and complete coverage. Thoroughly clean the sprayer following use. **DO NOT** make spot or directed spray applications to tree or vine trunk as injury may occur.

Weeds Controlled in Tree, Vine, and Berry Crops

Broadleaf Weeds			
Alkali Sida	Fleabane, Annual	Morningglory, Entireleaf	Redmaids
Ammannia, Purple	Goosefoot	Morningglory, Ivyleaf	Shepherd's Purse
Arrowhead, California	Gromwell, Field	Morningglory, Pitted	Smartweed, Pennsylvania
Buckwheat, Wild	Groundcherry, Cutleaf	Mullein, Turkey	Sowthistle, Annual
Buffalobur	Groundsel, Common	Mustard, Wild	Spurge, Prostrate
Burclover, California	Henbit	Nettle	Starthistle, Yellow
Carpetweed	Jimsonweed	Nightshade, Black	Sunflower, Common
Chickweed, Common	Knotweed	Nightshade, Eastern Black	Sunflower, Prairie
Chinese Thornapple	Kochia	Nightshade, Hairy	Sunflower, Volunteer
Cocklebur, Common	Lambsquarters, Common	Pennycress	Swinecress
Copperleaf, Virginia	Lettuce, Miner's	Pigweed, Redroot	Thistle, Russian
Cudweed	Lettuce, Prickly	Pineapple-Weed	Turnip, Wild
Cutleaf Eveningprimrose	London Rocket	Puncturevine	Velvetleaf
Dodder	Mallow, Common	Purslane, Common	Vervain
Eclipta	Malva (Little Mallow)	Radish, Wild	Vetch
Fiddleneck	Marestail	Ragweed, Common	Virginia Copperleaf
Filaree	Mayweed	Ragweed, Giant	Willowherb, Panicle
Filaree, Redstem			
Grass Weeds			
Barnyardgrass	Crabgrass, Smooth	Junglerice	Shattercane
Bluegrass, Annual	Cupgrass, Woolly	Oat, Wild	Sprangletop
Brome, Ripgut	Foxtail, Giant	Panicum, Fall	Stinkgrass
Bromegrass, Downy	Foxtail, Green	Panicum, Texas	Wheat, Volunteer
Canarygrass	Foxtail, Yellow	Rush, Toad**	Windgrass
Chess, Soft	Goosegrass	Ryegrass, Annual*	Witchgrass
Crabgrass, Large	Johnsongrass, Seedling	Sandbur, Field	

Biennial and Perennial Weeds			
Aster, White Heath	Dallisgrass	Mullein, Common	Rocket, Yellow
Bindweed, Field	Dandelion	Mustard, Tansy	Rose, Wild
Bindweed, Hedge	Dock, Curly	Nutsedge, Purple	<i>Rubus</i> Spp.
Bluegrass, Kentucky	Dogbank (Hemp)	Nutsedge, Yellow	Spurge, Leafy
Bromegrass, Smooth	Fescue	Onion, Wild	Thistle, Bull
Bulrush**	Goldenrod, Gray	Orchardgrass	Thistle, Musk
Burdock	Guineagrass	Paragrass	Torpedograss
Canada Thistle	Horsetail	Plantain	Vaseygrass
Clover, Alsike	Lovegrass	Poison Ivy/Oak	Woodsorrel
Clover, Red	Mugwort	Quackgrass	Yarrow, Common
Clover, White			

*Apply to annual ryegrass prior to 3" in height.
**Indicates suppression.

Restrictions - Tree, Vine, and Berry Crops:

- **DO NOT** apply more than 164 fl. oz./A (3 lbs. a.i./A) of **Ike's Glufosinate 280 SL** to berry bushes and stone fruit in a year.
- **DO NOT** exceed the maximum single application rate of 82 fl. oz./A (1.5 lbs. a.i./A).
- **DO NOT** make more than 2 applications per year at a maximum rate of 82 fl. oz./A (1.5 lbs. a.i./A) per application to berry bushes and stone fruit.
- **DO NOT** apply more than 246 fl. oz./A (4.5 lbs. a.i./A) of this product to tree nuts, vines, pome fruits, citrus, and olives in any calendar year.
- **DO NOT** make more than 3 applications at a maximum rate of 82 fl. oz./A (1.5 lbs. a.i./A) per application to tree nuts, vines, pome fruits, citrus, and olives.
- **DO NOT** graze, harvest, and/or feed treated orchard cover crops to livestock.
- **DO NOT** apply this product through any type of irrigation system.
- **DO NOT** apply this product aerially to tree, berry, or vine crops.
- **DO NOT** apply this product within 14 days of nut, fruit, berry, or grape harvest.
- **DO NOT** make spot spray applications to suckers, as tree injury may occur.
- Applications to citrus fruits, pome fruits, and olives must be a minimum of 14 days apart.
- Applications to stone fruit must be a minimum of 28 days apart.
- Applications to berry bushes must be a minimum of 14 days apart.

Sucker Control with Ike's Glufosinate 280 SL

Ike's Glufosinate 280 SL will reduce or eliminate sucker growth when applied to suckers that are young, green and uncalled. For sucker control, apply a split application approximately 4 weeks apart at 56 fl. oz./A (1.02 lbs. a.i./A). Coverage of all sucker foliage is necessary for optimum control. Suckers must not exceed 12" in length.

Tank Mix Partner

It is the pesticide user's responsibility to ensure that all products are registered for the intended use. Read and follow the applicable restrictions and limitations and directions for use on all product labels involved in tank mixing. Users must follow the most restrictive directions for use and precautionary statements of each product in the tank mixture. **Ike's Glufosinate 280 SL** does not provide residual weed control or control of unexposed plant parts. Certain herbicide tank mixes may aid in the performance of **Ike's Glufosinate 280 SL** or be added to provide residual herbicide activity. No additional surfactant is needed with any tank mix partner. **Ike's Glufosinate 280 SL** may be applied in tank mix combinations with labeled rates of other products provided these other products are labeled for the timing and method of application for the crop to be treated. The tank mix partner must be used in accordance with the label limitations and precautions. No label dosage rates may be exceeded. **Ike's Glufosinate 280 SL** cannot be mixed with any product containing a label prohibition against such mixing.

diuron	napropamide	oryzalin	terbacil
flumioxazin	norfluzon	simazine	

POTATO VINE DESICCATION**Application Rates and Timing**

Apply **Ike's Glufosinate 280 SL** at the beginning of natural senescence of potato vines. Apply 21 fl. oz./A (0.38 lb. a.i./A). **DO NOT** split this application or apply more than 1 application per harvest. Potato varieties with heavy or dense vines may require an application of another desiccation product to complete vine desiccation.

Thorough coverage of the potato vines to be desiccated is essential. Use a sufficient volume of water (20 - 100 gpa) to obtain a thorough coverage of the potato vines. Vary the gallons of water per acre and the spray pressure as indicated by the density of the potato vines to assure thorough spray coverage. Increase the spray volume to at least 30 gals. of water per acre when the potato vine canopy is dense or under cool and dry conditions. Apply **Ike's Glufosinate 280 SL** with the spray boom as low as possible to achieve thorough coverage of the potato vines for best control and to minimize drift potential.

Potatoes, canola, corn, cotton, soybean, and sugar beets may be planted at any time after the application of **Ike's Glufosinate 280 SL** as a potato vine desiccant.

Restrictions - Potato Vine Desiccation

- **DO NOT** apply more than 21 fl. oz./A (0.38 lb. a.i./A) to potato vines per year or per single application.
- **DO NOT** harvest potatoes until 9 days or more after application of **Ike's Glufosinate 280 SL**.
- **DO NOT** apply to potatoes grown for seed.
- **DO NOT** plant treated areas to wheat, barley, buckwheat, millet, oats, rye, sorghum, and triticale until 30 or more days after an application of **Ike's Glufosinate 280 SL** as a potato vine desiccant.
- **DO NOT** plant treated areas to crops other than those listed in this use precautions section until 120 or more days after an application of **Ike's Glufosinate 280 SL** as a potato vine desiccant.
- **DO NOT** split this application or apply more than 1 application per year.

FALLOW FIELDS OR POST-HARVEST

Ike's Glufosinate 280 SL may be used as a substitute for tillage in fallow fields to control or suppress weeds listed in the **WEEDS CONTROLLED - ROW CROPS** section of this label. Applications may be made in fallow fields, post-harvest, before planting or emergence of any crop listed on this label.

Apply **Ike's Glufosinate 280 SL** at 22 or 29 fl. oz./A (0.4 - 0.53 lb. a.i./A) to fallow fields to control specific weeds. **Ike's Glufosinate 280 SL** must be applied with ammonium sulfate. Tank mixes with 2,4-D, glyphosate, or atrazine and **Ike's Glufosinate 280 SL** will enhance total weed control. It is the pesticide user's responsibility to ensure that all products are registered for the intended use. Read and follow the applicable restrictions and limitations and directions for use on all product labels involved in tank mixing. See the **APPLICATION AND MIXING PROCEDURES** section of this label for additional information on how to apply this product.

Restrictions - Fallow Fields or Post-Harvest:

- **DO NOT** apply more than 29 fl. oz./A (0.53 lb. a.i./A) in a single application.
- **DO NOT** make more than 3 applications per year.
- **DO NOT** make sequential applications sooner than 14 days apart.
- **DO NOT** apply more than 87 fl. oz./A (1.59 lbs. a.i./A) per year.
- Refer to the **ROTATIONAL CROP RESTRICTIONS** section under the **PRODUCT INFORMATION** heading of this label for the appropriate rotational crop plant-back intervals.

NON-CROP USES

Ike's Glufosinate 280 SL controls annual and perennial weeds in non-crop areas defined below in the **WHERE TO APPLY** section. Applications may be made on a broadcast, banded or spot treatment basis depending on the situation. Avoid direct spray or drift to desirable vegetation. Regrowth may occur due to the weed stage of growth at application, low use rate, or environmental conditions. Repeat treatments may be necessary to control plants generating from underground parts or seed.

WHEN TO APPLY

Ike's Glufosinate 280 SL is a foliar-active material. Best results are obtained when weeds are actively growing. Weed control may be reduced when applications are made to weeds under stress due to drought or cool temperatures. Weeds under stress or in dense populations will require application of the highest rate directed. **Ike's Glufosinate 280 SL** must be applied at the labeled rate in the **HOW TO APPLY** section. Repeat applications of **Ike's Glufosinate 280 SL** or tank mixes of **Ike's Glufosinate 280 SL** plus 1 or more appropriate residual herbicide(s) listed on this label will be needed to control weeds emerging from underground parts or seeds.

HOW TO MIX

Ike's Glufosinate 280 SL must be mixed with water to make finished spray solution as follows:

1. Fill the spray tank with the required amount of water.
2. Add the proper amount of product, then mix thoroughly.

HOW TO APPLY

Spot or Directed Applications: This product may be used as a spot or directed spray application using 0.4 - 0.75 fl. oz./gal. of water (0.007 - 0.014 lb. a.i./gal. of water) of water depending upon the weed and stage of growth as shown in the following sections. Spray undesirable vegetation foliage on a spray-to-wet basis. **DO NOT** apply beyond runoff. Ensure uniform and complete coverage. Use a coarse spray. **DO NOT** spray during windy conditions. Backpack, pump-up, and hydraulic sprayers may be used. Thoroughly clean the sprayer following use. When making spot treatments, **DO NOT** exceed broadcast per acre use rates.

Broadcast or Boom Applications: Apply 12 - 38 fl. oz./A (0.22 - 0.69 lb. a.i./A) depending upon the weed and stage of growth as shown in the following sections. Use a minimum of 40 gals. of water per acre with a minimum of 30 PSI spray pressure.

Aerial Applications: Apply as a foliar treatment using a minimum of 5 gals. of water per acre to ensure thorough coverage. **DO NOT** apply when winds are gusty or under conditions which favor drift on to desirable vegetation. Applications under conditions which cause drift of this product will result in damage to any vegetation contacted. Drift control additives may be used. If a drift control additive is used, observe, and follow all directions and precautions as specified on the additive label.

Tank Mix Directions for Non-Crop Uses

Ike's Glufosinate 280 SL is compatible in tank mixes with many other herbicides including non-selective herbicides including glyphosate.

It is the pesticide user's responsibility to ensure that all products are registered for the intended use. Read and follow the applicable

restrictions and limitations and directions for use on all product labels involved in tank mixing. Users must follow the most restrictive directions for use and precautionary statements of each product in the tank mixture.

Tank mix applications of **Ike's Glufosinate 280 SL** plus the following herbicides are advised for broad-spectrum post-emergence and pre-emergence weed control:

isopropylamine salt of imazapyr	butoxydim	norflurazon
prodiamine	isoxaben	diglycolamine salt of 3,6-dichloro-o-anisic acid
oryzalin	pendimethalin	oxadiazon

A compatibility test must be conducted with any potential tank mix partner with **Ike's Glufosinate 280 SL**, except with any 1 of those listed above. Using a clear glass quart jar, conduct the test as described below:

1. Fill the jar three-quarters full with water.
2. Add the appropriate amount of herbicide in the following order: (a) dry flowable, (b) wettable powder, (c) aqueous suspensions, (d) flowables, (e) liquids, and (f) solutions and emulsifiable or liquid concentrates. Shake or gently stir jar after each addition to thoroughly mix.
3. After adding all ingredients, let the mixture stand for 15 minutes and then look for separation, large flakes, precipitates, gels, and heavy oily film on the jar or other signs of incompatibility.
4. If the compatibility test shows signs of incompatibility, **DO NOT** tank mix the product tested with **Ike's Glufosinate 280 SL**.

For the Following Weeds Controlled by Ike's Glufosinate 280 SL Apply:

<ul style="list-style-type: none"> • Spot Application: <ul style="list-style-type: none"> - Apply 0.75 fl. oz./gal. of water (0.014 lb. a.i./gal. of water) when the weed height or diameter is less than 6 inches. - Apply 1.25 fl. oz. gal. of water (0.023 lb. a.i./gal. of water) when the weed height or diameter is 6 inches or greater. • Broadcast Application: <ul style="list-style-type: none"> - Apply 40 fl. oz./A (0.73 lb. a.i./A) when the weed height or diameter is less than 6 inches. - Apply 56 fl. oz./A (1.02 lbs. a.i./A) when the weed height or diameter is 6 inches or greater. 			
Broadleaf Weeds			
Chickweed	Filaree	London Rocket	Purslane
Clover	Jimsonweed	Malva (Little Mallow)	Shepherd's Purse
Common Cocklebur	Kochia	Marestail	Smartweed
Grasses and Sedges			
Barnyardgrass	Goosegrass	Lovegrass	Stinkgrass
Cupgrass	Green Foxtail	Shattercane	Windgrass
Fall Panicum	Johnsongrass (Rhizome)	Smallflower Alexandergrass (Signalgrass)	Yellow Foxtail
Giant Foxtail			

For the Following Weeds Controlled by Ike's Glufosinate 280 SL Apply:

<ul style="list-style-type: none"> • Spot Application: <ul style="list-style-type: none"> - Apply 1.25 fl. oz./gal. of water (0.023 lb. a.i./gal. of water) when the weed height or diameter is less than 6 inches. - Apply 1.75 fl. oz./gal. of water (0.032 lb. a.i./gal. of water) when the weed height or diameter is 6 inches or greater. • Broadcast Application: <ul style="list-style-type: none"> - Apply 56 fl. oz./A (1.02 lbs. a.i./A) when the weed height or diameter is less than 8 inches tall. - Apply 80 fl. oz./A (1.46 lbs. a.i./A) when the weed height or diameter is 8 inches or greater. 			
Broadleaf Weeds			
Annual Sowthistle	Fleabane	Pennycress	Virginia Copperleaf
Bindweed	Goldenrod	Pigweed, Redroot	White Heath Aster
Buffalorburr	Horsetail	Plantain	Wild Buckwheat
Burdock	Lambsquarters	Prickly Lettuce	Wild Mustard
Canada Thistle	Leafy Spurge	Ragweed	Wild Onion
Curly Dock	Mugwort	Russian Thistle	Wild Rose
Dandelion	Musk Thistle	Tansy Mustard	Wild Turnip
Dogbane (Hemp)	Nettle	Velvetleaf	Wood Sorrel
Field Growwell	Nightshade	Vervain	Yellow Rocket
Grasses and Sedges			
Annual Bluegrass	Dallisgrass	Nutsedge	Smooth Bromegrass
Bahiagrass	Downy Bromegrass	Paragrass	Torpedograss
Barley	Fescue	Quackgrass	Vaseygrass
Bermudagrass	Guineagrass	Ryegrass	Wheat
Carpetgrass	Kentucky Bluegrass	Sandbur	Wild Oat
Crabgrass			

Additional Use Directions

1. Use higher rates within the directed rate range for plant sizes listed when vegetation cover is dense or when weeds are growing under stressed conditions including drought or when average temperatures are below 50°F.
2. The addition of 8.5 - 17 lbs. of ammonium sulfate (spray grade) per 100 gals. of water (1 - 2% by weight) or 2 - 4 lbs. of ammonium sulfate per acre may improve the level of weed control.

Use on Woody Species[*]

When applied as labeled, **Ike's Glufosinate 280 SL** will provide control, partial control, or suppression of certain perennial woody weed species. Apply 64 - 192 fl. oz./A (1.19 - 3.51 lbs. a.i./A). Use the higher specified rates per acre of this product when conditions are not optimum for spray penetration, including when vegetation growth is heavy or dense. Lower specified rates may be used when the target species is a conifer and when vegetation growth conditions allow for uniform spray coverage.

Blackberry (<i>Rubus</i> spp.)	Maple (<i>Acer</i> spp.)	Salmonberry (<i>Rubus spectabilis</i>)
Deer Brush (<i>Ceanothus integerrimus</i>)	Multiflora Rose (<i>Rosa multiflora</i>)	Sweet Gum (<i>Liquidambar styraciflua</i>)
Douglas Fir (<i>Pseudotsuga menziesii</i>)	Oak (<i>Quercus</i> spp.)	Sumac (<i>Rhus</i> spp.)
Gallberry (<i>Ilex</i> spp.)	Pine (<i>Pinus</i> spp.)	Thimbleberry (<i>Rubus parviflorus</i>)
Hazel (<i>Corylus</i> spp.)	Poison Ivy (<i>Toxicodendron radicans</i>)	Trumpetcreeper (<i>Campsis radicans</i>)
Honeysuckle (<i>Lonicera</i> spp.)	Poison Oak (<i>Toxicodendron toxicarium</i>)	Vine Maple (<i>Acer circinatum</i>)
Huckleberry (<i>Gaylussacia</i> spp.)	Roundleaf Greenbrier (<i>Smilax rotundifolia</i>)	Western Red Cedar (<i>Thuja plicata</i>)

[*Not for use in California.]

WHERE TO APPLY**Trimming and Edging**

Ike's Glufosinate 280 SL may be used for trimming and edging landscape areas including around individual trees and shrubs, landscape beds, foundations, fences, driveways, paths, and parking areas; also on golf courses along cart paths, around sign and light posts, and around sand traps. For control of weeds emerging from seed, the use of **Ike's Glufosinate 280 SL** in a tank mix with pre-emergence herbicides is advised. If spraying in areas adjacent to desirable plants, use a shield made of cardboard, plywood, or sheet metal while spraying to help prevent spray from contacting foliage of desirable plants. Refer to the **HOW TO APPLY** section of this labeling for appropriate application rates to control specific weeds.

Conservation Reserve Program (CRP)[*]

This product can be used to control undesirable vegetation when rotating out of CRP acres or to suppress competitive growth and seed production of undesirable vegetation in CRP acres. For selective applications with broadcast spray equipment, apply 48 - 56 fl. oz./A (0.88 - 1 lb. a.i./A) of this product in early spring before desirable CRP grasses, including crested and tall wheatgrass, break dormancy and initiate green growth. Late fall applications can be made after desirable perennial grasses have reached dormancy. Some stunting of CRP perennial grasses will occur if applications are made when plants are not dormant.

[*Not for use in California.]

Wildlife Food Plots[*]

This product may be used as a site preparation treatment prior to planting wildlife food plots. Any wildlife food species may be planted after applying this product, or native species may be allowed to repopulate the area. If tillage is needed to prepare a seedbed, wait 7 days after applying this product before tilling.

[*Not for use in California.]

Farmsteads, Recreational and Public Areas

When applied as a spot or directed spray application, this product controls annual and perennial weeds listed on this label in areas including areas around farmstead building foundations, shelter belts, along fences, airports, commercial plants, storage and lumber yards, educational facilities, fence lines, ditch banks, dry ditches, roadsides, schools, parking lots, tank farms, pumping stations, and parks. Refer to the **HOW TO APPLY** section of this labeling for appropriate application rates to control specific weeds.

Dormant Bermudagrass (Not for use on Residential Turf/Turfgrass/Lawns.)

Ike's Glufosinate 280 SL may be used to control winter annual weeds in well-established ornamental dormant hybrid or common Bermudagrass. Apply only when the turf is fully dormant and weather is cool prior to spring green-up or severe turfgrass injury or delayed green-up may occur. For best results, apply **Ike's Glufosinate 280 SL** at a rate of 40 - 80 fl. oz./A (0.73 - 1.46 lbs. a.i./A) after most weeds have germinated and are in an early growth stage. Refer to the **Weeds Controlled by Ike's Glufosinate 280 SL** section of this label for selecting specified rates. Applications of **Ike's Glufosinate 280 SL** may also be used to suppress or control undesirable biennial or perennial weeds. **DO NOT** apply more than 80 fl. oz./A (1.46 lbs. a.i./A) of **Ike's Glufosinate 280 SL** per year for this use. Avoid high volume and spot applications where spray volume exceeds 80 gals. per acre or injury or delayed green-up may occur.

Ornamentals and Christmas Trees

When applied as specified by this label, this product may be used for the control of undesirable vegetation in site preparation prior to planting, around and within shade and greenhouses, and as a directed spray around containers and field-grown established ornamentals and Christmas trees.

- **DO NOT** apply directly to or allow drift to contact desirable green tissue or green, thin, or uncalloused bark of desirable vegetation or injury may result.
- **DO NOT** apply **Ike's Glufosinate 280 SL** as an over-the-top broadcast spray in ornamentals and shade or Christmas trees.

Directed Spray Application

Ike's Glufosinate 280 SL may be applied as a directed spray to control in-row weeds in field-grown woody plants. Refer to the **HOW TO APPLY** section of this labeling for appropriate application rate to control specific weeds. This product may also be used between and around containers and in site preparation for new planting.

Site Preparation Application

This product may be used for pre-plant site preparation for the control of annual and perennial weeds listed on this label, in ornamental and Christmas tree plantings. Ornamentals and Christmas trees may be planted into the treated area after the restricted-entry interval (REI) of 12 hours has elapsed. Refer to the **HOW TO APPLY** section of this labeling for appropriate application rates to control specific weeds.

Greenhouse and Shade House Applications

Ike's Glufosinate 280 SL may be used to control weeds in greenhouses and shade-houses. Air circulation fans must be turned off during application. Apply Ike's Glufosinate 280 SL as a directed spray, using large droplet and low-pressure type nozzles. Avoid drift and direct contact with desirable vegetation. **DO NOT** use in greenhouses or shade houses containing edible crops.

Restrictions - Non-Crop Use:

- **DO NOT** apply this product through any type of irrigation system.
- **DO NOT** apply directly to or allow drift to contact desirable green tissue or green, thin, or uncalloused bark of desirable vegetation.
- **DO NOT** allow grazing of vegetation treated with this product.
- **DO NOT** apply more than 246 fl. oz./A (4.5 lbs. a.i./A) of this product per year.
- **DO NOT** apply more than 82 fl. oz./A (1.5 lbs. a.i./A) of this product per single application.
- **DO NOT** apply more than a total of 3 broadcast applications (excluding spot treatment) per year.
- **DO NOT** apply more than 2 applications per year on dormant bermudagrass.
- Applications must be made at least 14 days apart in non-crop areas.

STORAGE AND DISPOSAL

DO NOT contaminate water, food, or feed by storage or disposal.

PESTICIDE STORAGE: DO NOT use or store near heat or open flame. Keep the container tightly closed and dry in a cool, well-ventilated place. Storage temperature must not exceed 125°F. If storage temperature for bulk product is below 32°F, the material must not be pumped until its temperature exceeds 32°F. Protect against direct sunlight.

PESTICIDE DISPOSAL: Wastes resulting from the use of this product may be disposed of on-site or at an approved waste disposal facility.

CONTAINER HANDLING:**[Rigid, Non-refillable containers small enough to shake (i.e., with capacities equal to or less than 5 gallons)]**

Non-refillable container. **DO NOT** reuse or refill this container. Triple rinse container promptly after emptying. Triple rinse as follows: Empty the remaining contents into application equipment or a mix tank and drain for 10 seconds after the flow begins to drip. Fill the container 1/4 full with water and recap. Shake for 10 seconds. Pour rinsate into application equipment or a mix tank or store rinsate for later use or disposal. Drain for 10 seconds after the flow begins to drip. Repeat this procedure two more times. Once container is rinsed, then offer for recycling if available or reconditioning if appropriate; or puncture and dispose of in a sanitary landfill, or by incineration; or, if allowed by State and local authorities, by burning. If burned, stay out of smoke.

[Rigid, Non-refillable containers (i.e., with capacities greater than 5 gallons)] triple rinse [or pressure rinse] as follows:

Triple rinse: Empty the remaining contents into application equipment or a mix tank. Fill the container 1/4 full with water. Replace and tighten closures. Tip container on its side and roll it back and forth, ensuring at least one complete revolution, for 30 seconds. Stand the container back on its end and tip it back and forth several times. Turn the container over onto its other end and tip it back and forth several times. Empty the rinsate into application equipment or a mix tank or store rinsate for later use and disposal. Repeat this procedure two more times. Then offer for recycling or reconditioning if available, or puncture and dispose of in a sanitary landfill, or by other procedures approved by State and local authorities. **DO NOT** cut or weld metal containers. Pressure rinse: Empty the remaining contents into application equipment or a mix tank and continue to drain for 10 seconds after the flow begins to drip. Hold container upside down over application equipment or mix tank or collect rinsate for later use or disposal. Insert pressure rinsing nozzle in the side of the container, and rinse at about 40 PSI for at least 30 seconds. Drain for 10 seconds after flow begins to drip. Then offer for recycling if available, or puncture and dispose of in a sanitary landfill, or by incineration, or by other procedures allowed by State and local authorities.

[All refillable container types (containers with capacities greater than 50 lbs.)]

Refillable container. Refill this container with pesticide only. **DO NOT** reuse this container for any other purpose. Cleaning before refilling is the responsibility of the refiller. This is a sealed returnable container to be used only for this product. When this container is empty, it must not be opened, cleaned, or discarded. Empty containers must be returned to the original purchase location.

[Bottom discharge Intermediate Bulk Container (IBC) (containers with capacities greater than 50 lbs.)]

Refillable container. Refill this container with pesticide only. **DO NOT** reuse this container for any other purpose. Cleaning before refilling is the responsibility of the refiller. Pressure rinsing the container before final disposal is the responsibility of the person disposing of the container. Empty the remaining contents from the Intermediate Bulk container (IBC) into application equipment or mix tank. Raise the bottom of the IBC by 1.5 inch on the side which is opposite of the bottom discharge valve to promote more complete product removal. Completely remove the top lid of the IBC. Use water pressurized to at least 40 PSI to rinse all interior portions. Continuously pump or drain rinsate into application equipment or rinsate collection system while pressure rinsing. Continue pressure rinsing for 2 minutes or until rinsate becomes clear. Replace the lid and close bottom valve. Contact your Ag retailer for container return, disposal, and recycling recommendations.

SEED DISPOSAL: To dispose of out-of-date or otherwise unmarketable seed from plants, which have been treated with this product, broadcast and lightly incorporate seed into field soils using disc or other suitable implement. Any resulting crop may be destroyed by chemical or mechanical means. Alternatively, seed may be destroyed by deep burial, incineration, or landfill disposal.

CONDITION OF SALE AND LIMITATION OF WARRANTY AND LIABILITY

NOTICE: Read the entire Directions for Use and Conditions of Sale and Limitation of Warranty and Liability before buying or using this product. If the terms are not acceptable, return the product at once, unopened, and the purchase price will be refunded.

The Directions for Use of this product must be followed carefully. It is impossible to eliminate all risks inherently associated with the use of this product. Ineffectiveness or other unintended consequences may result because of such factors as manner of use or application, weather, presence of other materials or other influencing factors in the use of the product, which are beyond the control of Ike's LLC or Seller. To the extent consistent with applicable law, all such risks shall be assumed by Buyer and User, and Buyer and User agree to hold Ike's LLC and Seller harmless for any claims relating to such factors. Ike's LLC warrants that this product conforms to the chemical description on the label and is reasonably fit for the purposes stated in the Directions for Use, subject to the inherent risks referred to above, when used in accordance with directions under normal use conditions. This warranty does not extend to the use of this product contrary to label instructions, or under abnormal conditions or under conditions not reasonably foreseeable to or

beyond the control of Seller or Ike's LLC, and Buyer and User assume the risk of any such use. TO THE EXTENT CONSISTENT WITH APPLICABLE LAW, IKE'S LLC MAKES NO WARRANTIES OF MERCHANTABILITY OR OF FITNESS FOR A PARTICULAR PURPOSE NOR ANY OTHER EXPRESS OR IMPLIED WARRANTY EXCEPT AS STATED ABOVE.

To the extent consistent with applicable law, neither Ike's LLC nor Seller shall be liable for any incidental, consequential, or special damages resulting from the use or handling of this product. **TO THE EXTENT CONSISTENT WITH APPLICABLE LAW, THE EXCLUSIVE REMEDY OF THE USER OR BUYER, AND THE EXCLUSIVE LIABILITY OF IKE'S LLC AND SELLER FOR ANY AND ALL CLAIMS, LOSSES, INJURIES OR DAMAGES (INCLUDING CLAIMS BASED ON BREACH OF WARRANTY, CONTRACT, NEGLIGENCE, TORT, STRICT LIABILITY OR OTHERWISE) RESULTING FROM THE USE OR HANDLING OF THIS PRODUCT, SHALL BE THE RETURN OF THE PURCHASE PRICE OF THE PRODUCT OR, AT THE ELECTION OF IKE'S LLC OR SELLER, THE REPLACEMENT OF THE PRODUCT.**

Ike's LLC and Seller offer this product, and Buyer and User accept it, subject to the foregoing Conditions of Sale and Limitation of Warranty and Liability, which may not be modified except by written agreement signed by a duly authorized representative of Ike's LLC.







[[Ike's Glufosinate 280 SL] [ABN: Ike's X-Out] [ABN: X-Out] is a trademark of Ike's LLC.]

[All trademarks are the property of their respective owners.]

[- OPTIONAL MARKETING STATEMENTS AND GRAPHICS FOR CONTAINER AND PRODUCT LABEL -]

[Note to Reviewer: Each marketing statement and graphic below are numbered for EPA reviewing purposes only.]

#	Optional Marketing Statements and Graphics (any color variation)
1	[Makes up to _____ gallons of spray solution]
2	[Alternative weed and grass control product]
3	[Alternative grass and weed killer]
4	[Alternative weed control product]
5	[[Contains] 24.5% Glufosinate]
6	[Glufosinate 24.5%]
7	[Contains Glufosinate-ammonium as its active ingredient.]
8	[Rain fast in 4 hours]
9	[Grass and [&] Weed Killer]
10	[A Non-Selective Herbicide for Post-Emergence Broadcast Use]
11	[Non-selective weed and grass control.]
12	[Easy-to-use]
13	[Rain Proof in 4 hours]
14	[Non-Selective, controls on contact]
15	[Quick, visible results, kills on contact]
16	[Kills all Grass and Weeds]
17	[Quick visible results, kills on contact]
18	[For use around beds, flowers & [and] ornamentals]
19	[Replanting time is 2 weeks]
20	[Controls on contact]
21	[Covers up to 42,000 sq. ft.]
22	[0.75 fl. oz. per gal. per 1,000 sq. ft.]
23	[Covers 420,000 sq. ft.]
24	[2.5g makes up to 420 gallons of mixed solution]
25	[Cover up to [x sq. ft.] per [product pack size]]
26	[Kills all grass and [&] weeds on contact]
27	[American and Family owned]
28	[Family owned]
30	[American owned]
31	[water-soluble non-selective, broad-spectrum herbicide]
32	[Used for control of annual and perennial grass and broadleaf weeds in a variety of crops.]
33	[Uses include applications as [foliar sprays in trees], [vines and berry crops for control of emerged weeds]]
34	[Can be used for broadcast burndown applications prior to planting or crop emergence in labeled row crops.]
35	[Can be used as over-the-top applications in canola, corn, cotton, soybeans, and sugar beets designated as glufosinate-resistant.]
36	[May be used for weed control in non-glufosinate-resistant cotton when applied with a hooded sprayer in-crop.]
37	[May be applied for potato vine desiccation.]
38	[May be used on the following military, private, and public lands.]
39	[Controls over 200+ weeds]
40	[Provides protection to plants while being gentle to its roots.]
41	[Offers crop safety, particularly on erosion-prone areas.]
42	[Used as a burndown treatment before the development of crops including corn, cotton, canola, soybean, and sugarbeet.]
43	[Targets [weed type]]
44	[For best results, it must be applied evenly during warm temperatures and high humidity.]
45	[Fast-acting with visible results seen within two to four days after application.]
46	[More than 2X the A.I. as Finale® herbicide.]
47	[Provides control of a wide variety of emerged annual and perennial weeds, grasses, and woody brush.]
48	[Effective pre-plant treatment for turf, ornamentals, and greenhouses due to minimal soil residual.]
49	[Reduced translocation enables ability to create and maintain clear boundaries around golf turf, sand traps, and athletic fields and accurate application areas around existing ornamentals in landscape beds.]
50	[Concentrate]
51	[Super Concentrate]
52	[Super Concentrate: Super Value.]
53	[Excellent rotation herbicide for managing existing or developing resistance issues.]
54	[Can be used at [use site listed in label].]

55	[Foliar active]
56	[Little to no soil residual]
57	<p>[Weed Height in Inches: Use Rate/A</p> <p>Weeds < 3" in height - 48 fl. oz./A (0.88 lb. a.i./A)</p> <p>Weeds < 6" in height - 56 fl. oz./A (1.02 lbs. a.i./A)</p> <p>Weeds > 6" in height and/or grasses that have tillered - 56 fl. oz. - 82 fl. oz./A (1.02 - 1.5 lbs. a.i./A)</p>
58	<p>PEEL BACK BOOK HERE </p>
59	<p>IKE'S FARM • HOME • GARDEN</p>
60	
61	
62	 <p>[MEASURE] [Tilt bottle to fill reservoir with the amount of concentrate you need.]</p>
63	 <p>[MIX WITH WATER] [Pour the measured amount into dispensing tool to mix with water.]</p>
64	 <p>[SPRAY] [And get the job done!]</p>