



OFFICE OF CHEMICAL SAFETY AND POLLUTION PREVENTION

WASHINGTON, D.C. 20460

January 22, 2024

Victoria Smith
Agent for Ike's, LLC
c/o Wagner Regulatory Associates, Inc.
P.O. Box 640
Hockessin, DE 19707

Subject: Label Amendment – Add State Restrictions, Marketing Statement, and Minor
Typographical Changes
Product Name: Ike's Dandelion Destroyer
EPA Registration Number: 98985-1
Application Date: August 26, 2021
Case Number: 472109

Dear Victoria Smith:

The amended label referred to above, submitted in connection with registration under the Federal Insecticide, Fungicide, and Rodenticide Act (FIFRA), as amended, is acceptable. This approval does not affect any conditions that were previously imposed on this registration. You continue to be subject to existing conditions on your registration and any deadlines connected with them.

A stamped copy of your labeling is enclosed for your records. This labeling supersedes all previously accepted labeling. You must submit one copy of the final printed labeling before you release the product for shipment with the new labeling. In accordance with 40 CFR 152.130(c), you may distribute or sell this product under the previously approved labeling for 18 months from the date of this letter. After 18 months, you may only distribute or sell this product if it bears this new revised labeling or subsequently approved labeling. "To distribute or sell" is defined under FIFRA section 2(gg) and its implementing regulation at 40 CFR 152.3.

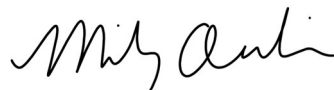
Should you wish to add/retain a reference to the company's website on your label, then please be aware that the website becomes labeling under FIFRA and is subject to review by the Agency. If the website is false or misleading, the product would be misbranded and unlawful to sell or distribute under FIFRA section 12(a)(1)(E). 40 CFR 156.10(a)(5) lists examples of statements EPA may consider false or misleading. In addition, regardless of whether a website is referenced on your product's label, claims made on the website may not substantially differ from those claims approved through the registration process. Therefore, should the Agency find

or if it is brought to our attention that a website contains false or misleading statements or claims substantially differing from the EPA approved registration, the website will be referred to the EPA's Office of Enforcement and Compliance.

Your release for shipment of the product constitutes acceptance of these conditions. If these conditions are not complied with, the registration will be subject to cancellation in accordance with FIFRA section 6.

If you have any questions, please contact Derek Corbin at 202-566-2571 or at Corbin.Derek@epa.gov.

Sincerely,

A handwritten signature in black ink, appearing to read "Mindy Ondish". The signature is fluid and cursive, with the first name "Mindy" being more prominent than the last name "Ondish".

Mindy Ondish
Product Manager 23
Herbicide Branch
Registration Division (7505T)
Office of Pesticide Programs

Enclosure

[MASTER LABEL]

2,4-D	GROUP	4	HERBICIDES
MCPA			
DICAMBA			

IKE'S Dandelion DestroyerTM

ABN: Dandelion DestroyerTM; Lawn Weed KillerTM; IKE'S Lawn Weed KillerTM; Lawn Weed Killer 3-wayTM; IKE'S Lawn Weed Killer 3-wayTM; Weed Killer 3-wayTM; IKE'S Weed Killer 3-wayTM; Weed KillerTM; IKE'S Weed KillerTM; Weed DestroyerTM; IKE'S Weed DestroyerTM; Weed Destroyer 3-wayTM; IKE'S Weed Destroyer 3-wayTM; Lawn Weed DestroyerTM; IKE'S Lawn Weed DestroyerTM; Lawn Weed Destroyer 3-wayTM; IKE'S Lawn Weed Destroyer 3-wayTM; Lawn Weed AssassinTM; IKE'S Lawn Weed AssassinTM; Lawn Weed Assassin 3-wayTM; IKE'S Lawn Weed Assassin 3-wayTM; Weed AssassinTM; IKE'S Weed AssassinTM; Weed Assassin 3-wayTM; IKE'S Weed Assassin 3-wayTM

[HERBICIDE]

Selective Broadleaf Weed Control in Turf Grasses Including Use on Golf Courses and Sod Farms* to Control Clover, Dandelion, Henbit, Plantains, Wild Onion, and Many Other Broadleaf Weeds. Also for Highways, Rights-of-Way, and Other Similar Non-Crop Areas as Listed on This Label.

*Not for use on sod farms in Arizona.

ACTIVE INGREDIENTS:	WT. BY %
*Dimethylamine Salt of 2,4-D	30.89%
**Dimethylamine Salt of MCPA	8.23%
***Dimethylamine Salt of Dicamba	2.77%
OTHER INGREDIENTS:	58.11%
TOTAL:	100.00%
Contains:	
*2.38 lbs. 2,4-Dichlorophenoxyacetic acid per gallon or 25.65%.	
**0.63 lb. 2-methyl-4-chlorophenoxyacetic acid per gallon or 6.72%.	
***0.22 lb. 3,6-dichloro-o-anisic acid per gallon or 2.30%.	

KEEP OUT OF REACH OF CHILDREN WARNING - AVISO

Si usted no entiende la etiqueta, busque a alguien para que se la explique a usted en detalle.
(If you **DO NOT** understand the label, find someone to explain it to you in detail.)

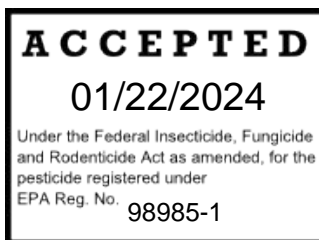
FIRST AID	
IF IN EYES:	<ul style="list-style-type: none"> Hold eye open and rinse slowly and gently with water for 15 to 20 minutes. Remove contact lenses, if present, after the first 5 minutes; then continue rinsing eye. Call a poison control center or doctor for treatment advice.
IF ON SKIN OR CLOTHING:	<ul style="list-style-type: none"> Take off contaminated clothing. Rinse skin immediately with plenty of water for 15 to 20 minutes. Call a poison control center or doctor for treatment advice.
IF SWALLOWED:	<ul style="list-style-type: none"> Call a poison control center or doctor immediately for treatment advice. Have person sip a glass of water if able to swallow. DO NOT induce vomiting unless told to do so by a poison control center or doctor. DO NOT give anything by mouth to an unconscious person.
IF INHALED:	<ul style="list-style-type: none"> Move person to fresh air. If person is not breathing, call 911 or an ambulance; then give artificial respiration, preferably mouth-to-mouth if possible. Call a poison control center or doctor for further treatment advice.
HOTLINE NUMBERS	
Have a product container or label with you when calling a poison control center or doctor, or going for treatment. For 24-hour medical emergency assistance (human or animal), call your poison control center at 1-800-222-1222 . For chemical emergency assistance (spill, leak, fire, or accident), call Chemtrec at 1-800-424-9300 .	
NOTE TO PHYSICIAN: Probable mucosal damage may contraindicate the use of gastric lavage.	

{Optional referral statements when booklets and container labels are used:}

[See label booklet for [complete] [additional] [First Aid], [Precautionary Statements], [Directions For Use], and [Storage and Disposal].]

Manufactured For:

Ike's LLC
P.O. Box 250
10025 Hwy. 264 Alternate
Middlesex, NC 27557



EPA Reg. No. 98985-1

EPA Est. No. _____

Net Contents: _____ gallons

PRECAUTIONARY STATEMENTS

HAZARDS TO HUMANS AND DOMESTIC ANIMALS

WARNING

Causes substantial, but temporary eye injury. Causes skin irritation. Harmful if swallowed. **DO NOT** get in eyes, on skin or on clothing.

PERSONAL PROTECTIVE EQUIPMENT (PPE)

All mixers, loaders, applicators, and other handlers must wear:

- Long-sleeved shirt and long pants
- Shoes plus socks
- Protective eyewear (goggles, face shield, or safety glasses)
- Chemical-resistant gloves made of barrier laminate, butyl rubber ≥ 14 mils, nitrile rubber ≥ 14 mils, neoprene rubber ≥ 14 mils, natural rubber ≥ 14 mils, polyethylene, polyvinylchloride (PVC) ≥ 14 mils, or Viton ≥ 14 mils
- Chemical-resistant apron when mixing or loading, cleaning up spills or equipment, or otherwise exposed to the concentrate

Follow manufacturer's instructions for cleaning/maintaining PPE. If no such instructions for washables exist, use detergent and hot water. Keep and wash PPE separately from other laundry. Discard clothing and other absorbent materials that have been drenched or heavily contaminated with this product's concentrate. **DO NOT** reuse them.

ENGINEERING CONTROLS

When handlers use closed systems or enclosed cabs in a manner that meets or exceeds the requirements listed in the Worker Protection Standard (WPS) for agricultural pesticides [40 CFR 170.607(d-e)], the handler PPE requirements may be reduced or modified as specified in the WPS. Pilots must use an enclosed cockpit that meets the requirements listed in the WPS for agricultural pesticides [40 CFR 170.607(e)].

USER SAFETY RECOMMENDATIONS

Users should:

- Wash hands, face, and arms with soap and water before eating, drinking, chewing gum, using tobacco, or using the toilet.
- Remove clothing/PPE immediately if pesticide gets inside. Then wash thoroughly and put on clean clothing. If pesticide gets on skin, wash immediately with soap and water.
- Remove PPE immediately after handling this product. Wash the outside of gloves before removing. As soon as possible, wash thoroughly and change into clean clothing. Discard clothing and other absorbent materials that have been drenched or heavily contaminated with this product's concentrate. **DO NOT** reuse them.

ENVIRONMENTAL HAZARDS

This product is toxic to fish and aquatic invertebrates and may adversely affect non-target plants. **DO NOT** apply directly to water, to areas where surface water is present, or to intertidal areas below the mean high water mark. Drift and runoff may be hazardous to aquatic organisms in water adjacent to treated areas. **DO NOT** contaminate water when disposing of equipment washwaters or rinsate.

This product has properties and characteristics associated with chemicals detected in groundwater. The use of this chemical in areas where soils are permeable, particularly where the water table is shallow, may result in groundwater contamination. Application around a cistern or well may result in contamination of drinking water or groundwater.

Groundwater Contamination: Most cases of groundwater contamination involving phenoxy herbicides such as 2,4-D and MCPA have been associated with mixing/loading and disposal sites. Caution should be exercised when handling these herbicides at such sites to prevent contamination of groundwater supplies. Use of closed systems for mixing or transferring this pesticide will reduce the probability of spills. Placement of the mixing/loading equipment on an impervious pad to contain spills will help prevent groundwater contamination.

Surface Water Advisory: This product may impact surface water quality due to runoff of rain water. This is especially true for poorly draining soils and soils with shallow ground water.

This product is classified as having high potential for reaching surface water via runoff for several months or more after application.

A level, well-maintained vegetative buffer strip between areas to which this product is applied and surface water features such as ponds, streams, and springs will reduce the potential loading of MCPA from runoff water and sediment. Runoff of this product will be reduced by avoiding applications when rainfall or irrigation is expected to occur within 48 hours.

Non-Target Organism Advisory: This product is toxic to plants and may adversely impact the forage and habitat of non-target organisms, including pollinators, in areas adjacent to the treated site. Protect the forage and habitat of non-target organisms by following label directions intended to minimize spray drift.

DIRECTIONS FOR USE

It is a violation of Federal law to use this product in a manner inconsistent with its labeling.

Read the entire label before using this product. Use strictly in accordance with the label precautionary statements and directions.

This product is for use on ornamental turf lawns (residential, industrial, and institutional), parks, cemeteries, athletic fields, golf courses (fairways, aprons, tees, and roughs), and similar turf areas. Also approved for use on sod farms*).

*Not for use on sod farms in Arizona.

DO NOT apply this product in a way that will contact workers or other persons, either directly or through drift. Only protected handlers may be in the area during application. For any requirements specific to your State or Tribe, consult the agency responsible for pesticide regulation.

AGRICULTURAL USE REQUIREMENTS

Use this product only in accordance with its labeling and with the Worker Protection Standard, 40 CFR Part 170. This Standard contains requirements for the protection of agricultural workers on farms, forests, nurseries, and greenhouses, and handlers of agricultural pesticides. It contains requirements for training, decontamination, notification, and emergency assistance. It also contains specific instructions and exceptions pertaining to the statements on this label about personal protective equipment (PPE) and restricted-entry intervals. The requirements in this box only apply to uses of this product that are covered by the Worker Protection Standard.

DO NOT enter or allow worker entry into treated areas during the restricted-entry interval (REI) of 48 hours.

PPE required for early entry to treated areas that is permitted under the Worker Protection Standard and that involves contact with anything that has been treated such as plants, soil, or water is:

- Coveralls over short-sleeved shirt and short pants
- Chemical-resistant gloves made of barrier laminate, butyl rubber >14 mils, nitrile rubber >14 mils, neoprene rubber >14 mils, natural rubber >14 mils, polyethylene, polyvinylchloride (PVC) >14 mils, or Viton >14 mils
- Chemical-resistant footwear plus socks
- Chemical-resistant headgear for overhead exposure
- Protective eyewear

NON-AGRICULTURAL USE REQUIREMENTS

The requirements in this box apply to uses of this product that are NOT within the scope of the Worker Protection Standard for agricultural pesticides (40 CFR Part 170). The WPS applies when this product is used to produce agricultural plants on farms, forests, nurseries, or greenhouses.

DO NOT allow people (other than applicator) or pets on treatment area during application. **DO NOT** enter or allow entry to the treated area until sprays have dried.

RESISTANCE MANAGEMENT

Ike's Dandelion Destroyer contains 2,4-D, MCPA, and Dicamba and is classified in the phenoxy chemical class as a Group 4 herbicide, growth regulator. Herbicide resistance is defined as the inherited ability of a plant to survive and reproduce following exposure to a dose of herbicide normally lethal to the wild type. In a plant, resistance may be naturally occurring or induced by such techniques as genetic engineering or selection of variants produced by tissue culture or mutagenesis. Any weed population may contain or develop plants that are naturally resistant to **Ike's Dandelion Destroyer** and other Group 4 herbicides. Weed species with acquired resistance to Group 4 herbicides may eventually dominate the weed population if Group 4 herbicides are used repeatedly in the same field or in successive years as the primary method of control for targeted species. This may result in partial or total loss of control of those species by **Ike's Dandelion Destroyer** or other Group 4 herbicides.

To delay herbicide resistance, consider the below best practices for resistance management:

- Plant into weed-free fields and keep fields as weed-free as possible.
- To the extent possible, use a diversified approach toward weed management. Whenever possible, incorporate multiple weed-control practices such as mechanical cultivation, biological management practices, and crop rotation.
- Fields with difficult-to-control weeds should be rotated to crops that allow the use of herbicides with alternative mechanisms of action or different management practices.
- To the extent possible, **DO NOT** allow weed escapes to produce seeds, roots or tubers. Manage weed seeds at harvest and post-harvest to prevent a buildup of the weed seed-bank.
- Prevent field-to-field and within-field movement of weed seed or vegetative propagules. Thoroughly clean plant residues from equipment before leaving fields.
- Prevent an influx of weeds into the field by managing field borders.
- Identify weeds present in the field through scouting and field history and understand their biology. The weed-control program should consider all of the weeds present.
- Difficult to control weeds may require sequential applications of herbicides with differing mechanisms of action.
- Apply this herbicide at the correct timing and rate needed to control the most difficult weed in the field.
- Use a broad-spectrum soil-applied herbicide with a mechanism of action that differs from this product as a foundation in a weed-control program. **DO NOT** use more than two applications of this or any other herbicide with the same mechanism of action within a single growing season unless mixed with an herbicide with another mechanism of action with an overlapping spectrum for the difficult-to-control weeds.
- If resistance is suspected, treat weed escapes with an herbicide with a different MOA or use non-chemical methods to remove escapes.
- Monitor treated weed populations for loss of field efficacy.
- Scout field(s) before and after application.

- Report lack of performance to Ike's LLC or their representative.

Indicators of possible herbicide resistance include: (1) failure to control a weed species normally controlled by the herbicide at the dose applied, especially if control is achieved on adjacent weeds; (2) a spreading patch of non-controlled plants of a particular weed species; (3) surviving plants mixed with controlled individuals of the same species.

Contact your local sales representative, extension agent, or certified crop advisors to find out if suspected resistant weeds to this MOA have been found in your region. If resistant biotypes of target weeds have been reported, use the application rates of this product specified for your local conditions. Tank mix products so that there are multiple effective mechanisms of action for each target weed.

MANDATORY SPRAY DRIFT MANAGEMENT

Ground Boom Applications:

- User must only apply with the release height recommended by the manufacturer, but no more than 4 feet above the ground or crop canopy.
- When applying sprays that contain 2,4-D as the sole active ingredient, or when applying sprays that contain 2,4-D mixed with active ingredients that require a coarse or coarser spray, apply only as a coarse or coarser spray (ASABE S572).
- When applying sprays that contain 2,4-D mixed with other active ingredients that require a medium or more fine spray, apply only as a medium or coarser spray (ASABE S572).
- **DO NOT** apply when wind speeds exceed 15 miles per hour at the application site.
- **DO NOT** apply during temperature inversions.

Boomless Ground Applications:

- When applying sprays that contain 2,4-D as the sole active ingredient, or when applying sprays that contain 2,4-D mixed with active ingredients that require a coarse or coarser spray, apply only as a coarse or coarser spray (ASABE S572).
- When applying sprays that contain 2,4-D mixed with other active ingredients that require a medium or more fine spray, apply only as a medium or coarser spray (ASABE S572).
- **DO NOT** apply when wind speeds exceed 15 miles per hour at the application site.
- **DO NOT** apply during temperature inversions.

SPRAY DRIFT ADVISORIES

THE APPLICATOR IS RESPONSIBLE FOR AVOIDING OFF-SITE SPRAY DRIFT. BE AWARE OF NEARBY NON-TARGET SITES AND ENVIRONMENTAL CONDITIONS.

IMPORTANCE OF DROPLET SIZE

An effective way to reduce spray drift is to apply large droplets. Use the largest droplets that provide target pest control. While applying larger droplets will reduce spray drift, the potential for drift will be greater if applications are made improperly or under unfavorable environmental conditions.

Controlling Droplet Size – Ground Boom

- **Volume** - Increasing the spray volume so that larger droplets are produced will reduce spray drift. Use the highest practical spray volume for the application. If a greater spray volume is needed, consider using a nozzle with a higher flow rate.
- **Pressure** - Use the lowest spray pressure recommended for the nozzle to produce the target spray volume and droplet size.
- **Spray Nozzle** - Use a spray nozzle that is designed for the intended application. Consider using nozzles designed to reduce drift.

BOOM HEIGHT – Ground Boom

For ground equipment, the boom should remain level with the crop and have minimal bounce.

SHIELDED SPRAYERS

Shielding the boom or individual nozzles can reduce spray drift. Consider using shielded sprayers. Verify that the shields are not interfering with the uniform deposition of the spray on the target area.

TEMPERATURE AND HUMIDITY

When making applications in hot and dry conditions, use larger droplets to reduce effects of evaporation.

TEMPERATURE INVERSIONS

Drift potential is high during a temperature inversion. Temperature inversions are characterized by increasing temperature with altitude and are common on nights with limited cloud cover and light to no wind. The presence of an inversion can be indicated by ground fog or by the movement of smoke from a ground source or an aircraft smoke generator. Smoke that layers and moves laterally in a concentrated cloud (under low wind conditions) indicates an inversion, while smoke that moves upward and rapidly dissipates indicates good vertical air mixing. Avoid applications during temperature inversions. If applying at wind speeds less than 3 mph, the applicator must determine if: a) conditions of temperature inversion exist, or b) stable atmospheric conditions exist at or below nozzle height.

WIND

Drift potential generally increases with wind speed. AVOID APPLICATIONS DURING GUSTY WIND CONDITIONS. Applicators need to be familiar with local wind patterns and terrain that could affect spray drift. Only apply this product if the wind direction favors on-target deposition and there are not sensitive areas (including, but not limited to, residential areas, bodies of water, known habitat for non-target species, non-target crops) within 250 feet downwind. If applying a medium spray, leave one swath unsprayed at the downwind

edge of the treated field.

Boomless Ground Applications:

- Setting nozzles at the lowest effective height will help to reduce the potential for spray drift.

Handheld Technology Applications:

- Take precautions to minimize spray drift.

Susceptible Plants

DO NOT apply under circumstances where spray drift may occur to food, forage, or other plantings that might be damaged or crops thereof rendered unfit for sale, use, or consumption. Susceptible crops include but are not limited to cotton, okra, flowers, grapes (in growing stage), fruit trees (foliage), soybeans (vegetative stage), ornamentals, sunflowers, tomatoes, beans, and other vegetables, or tobacco. Small amounts of spray drift that might not be visible may injure susceptible broadleaf plants.

Other State and Local Requirements

Applicators must follow all State and local pesticide drift requirements regarding application of 2,4-D herbicides. Where states have more stringent regulations, they must be observed.

Equipment

All application equipment must be properly maintained and calibrated using appropriate carriers or surrogates. **DO NOT** apply with a nozzle height greater than 4 feet above the crop canopy.

USE RESTRICTIONS

- **DO NOT** use this product on or near desirable plants including within the drip line of the roots of desirable trees and shrubs, since injury may result.
- **DO NOT** apply directly to or near water, storm drains, gutters, sewers, or drainage ditches.
- **DO NOT** apply within 25 feet of rivers, fishponds, lakes, streams, reservoirs, marshes, estuaries, bays, and oceans.
- To prevent product runoff, **DO NOT** overwater the treated area(s) or apply when raining or when rain is expected that day. Rinse applicator over lawn area only.
- **DO NOT** spray on dichondra, nor on lawns or turf where desirable clovers are present.
- Except as noted, use only lawn-type sprayers. Coarse sprays are less likely to “wind-drift”. Use coarse spray droplets.
- **DO NOT** spray roots of ornamentals and trees.
- **DO NOT** exceed specified dosages for any area; particularly within the drip line of trees and other species.
- **DO NOT** apply to newly seeded grasses until well established.
- For treatment of perennial weeds in turf areas, sod farms* and non-cropland areas, the maximum number of broadcast applications per treatment is 2 per year with a 30-day retreatment interval. *Not for use on sod farms in Arizona.
- For treatment of woody plants in non-cropland areas, the maximum number of applications is limited to 1 per year (see the specific use site directions on this label).
- **DO NOT** use this product in or near greenhouses.
- Aerial application is prohibited.
- **DO NOT** apply this product to rights-of-ways using a backpack sprayer.
- **Chemigation Statement: DO NOT** apply this product through any type of irrigation equipment.
- Apply only to dormant St. Augustine (common, Raleigh, and Seville varieties grown in LA, MS, and TX only) and dormant centipedegrasses (LA, MS, and TX only).

USE PRECAUTIONS

- Avoid fine mist.
- Avoid broadcast applications when air temperature exceeds 90°F.
- Avoid mist to vegetables, flowers, ornamentals, shrubs, trees, and other desirable plants. **DO NOT** pour spray solutions near these plants.
- When using small spot treatment applications in temperatures over 90°F, turf injury may occur.
- When treating carpetgrass, avoid broadcast applications when air temperature exceeds 80°F. When air temperature exceeds 80°F, limit application to spot treatment only.
- Avoid applying during excessively dry or hot periods unless irrigation is used. For optimum results, turf should not be mowed for 1 to 2 days before and after application, **DO NOT** apply if rain is expected within 4 hours after the application, and delay irrigation cycle for 24 hours. Reseed no sooner than 3 to 4 weeks after application of this product. Failure to observe all precautions may result in injury to turf and/or susceptible plants.

FERTILIZER USE:

This product can be mixed with some liquid fertilizers or liquid iron materials. Because liquid fertilizer and liquid iron differ in pH, free ammonia content, density, salt concentration, and percentage of water, a compatibility test is recommended prior to mixing in application equipment. All State and/or Federal regulations relating to the application of liquid fertilizers or liquid iron and this product must be strictly followed.

This product will kill, control, or suppress the weeds listed in the label for this product.

WEEDS CONTROLLED

Bedstraw	Dandelion	Lespedeza	Poison Oak	Wild Carrot
Black Medic	Dock	Mallow	Purslane	Wild Garlic
Buckhorn	Ground Ivy	Morningglory	Ragweed	Wild Lettuce
Burdock	Heal-All	Peppergrass	Sheep Sorrel	Wild Onion
Chicory	Henbit	Pigweed	Shepherd's Purse	Yarrow and other listed broadleaf weeds
Chickweed	Knotweed	Plantain	Speedwell	
Clover	Lambsquarters	Poison Ivy	Spurge	

TURF, ORNAMENTAL (golf courses, cemeteries, parks, sports fields, turfgrass, lawns, and other grass areas) and **TURF** (grown for seed or sod*)

Site	Use Rate (Fluid Ounces)	Spray Volume (Gallons)	Use Rate (Pints)	Spray Volume (Gallons)
	Per 1,000 Square Feet		Per Acre	
Bahiagrass Bluegrass, Common Bermudagrass Fescue Ryegrass Zoysiagrass	1.1 to 1.5	0.5 to 5	3 to 4	5 to 220

USE DIRECTIONS:

Normal Applications: Use the labeled rate and spray volume listed above.

For Professional Lawn Maintenance: Higher water volumes may be used when tank mixed with a turf fertilizer. Follow fertilizer labels for proper amount to add. Use reduced rates if the grass is stressed from heat or drought. Exercise care when applying during growth stages from dormancy to green-up and from green-up to dormancy. Some temporary discoloration may occur on warm-season grasses.

If Bermudagrass is Dormant: Up to 4 pints per acre may be used. Some hybrid bermudagrasses may be sensitive to this product. Contact your local extension service weed control specialist.

Dormant St. Augustine (common, Raleigh, and Seville varieties grown in LA, MS, and TX only)	0.75 to 0.90	1 to 5	2 to 2.5	40 to 200
Dormant centipedegrasses (LA, MS, and TX only)				

USE DIRECTIONS:

Use reduced rates if the grass is stressed from heat or drought. Exercise care when applying during growth stages from dormancy to green-up and from green-up to dormancy. Some temporary discoloration may occur on warm-season grasses.

Bentgrass (putting and bowling greens)	0.67	3.3	1.8	145
--	------	-----	-----	-----

USE DIRECTIONS:

Apply on closely mowed bentgrass, preferably in May or mid-August through September. Slight turf yellowing will disappear after about 1 week.

On closely mowed golf course fairways and tees or bowling greens, apply when weeds are actively growing and temperatures are low. Exercise care to avoid over-application to prevent injury. Temporary discoloration may occur.

*Not for use on sod farms in Arizona.

NOTE: Care should be taken to avoid overdosing bentgrass or injury may result. Large volumes of spray water (i.e., 1 fluid ounce in 5 gallons of water per 1,500 square feet) will aid in obtaining uniform coverage. If hand-type sprayers are used, it is preferable to use a single nozzle sprayer rather than a multiple nozzle boom as sideways application with a boom where the spray from more than 1 nozzle is allowed to fall on the same area will result in heavy local over-application and subsequent turf discoloration or injury. An adjuvant (nonionic surfactant of at least 80% active ingredient) may be included in the spray solution.

Ornamental Turf and Turf Grown for Seed or Sod* - Restrictions:

- The maximum single application rate is 4 pts. of this product (1.19 lbs. 2,4-D ae, 0.135 lb. MCPA ae, 0.11 lb. dicamba ae) per acre.
- The maximum yearly application rate is 8 pts. of this product (2.38 lbs. 2,4-D ae, 0.63 lb. MCPA ae, 0.22 lb. dicamba ae) per acre.
- Make no more than 2 applications per year.
- Allow a minimum interval of 30 days between applications.

*Not for use on sod farms in Arizona.

LOW VOLUME SPRAY APPLICATION EQUIPMENT

Equipment	Application	Use Rate		Use Directions
		Fluid Ounces per 1,000 Square Feet	Pints per Acre	

Controlled Droplet Applicators (CDA), Atomizers, and Spinning Disk Applicators	Cool-season grasses	1.1 to 1.5	3 to 4	Use in sufficient water to assure coverage (1 to 4 gals. of water per acre is normal for this type of equipment). DO NOT overlap spray patterns.
	Listed warm-season grasses	0.75 to 0.9	2 to 2.5	Use in sufficient water to assure coverage (1 to 4 gals. of water per acre is normal for this type of equipment) and follow CDA spray instructions for cool-season grasses. Use reduced rates if grass is stressed from heat, drought, etc.
Lower Volume Equipment	Cool-season and listed warm-season grasses	1.1 to 1.5	3 to 4	Use as little as 5 gals. of water per acre. Use only application equipment that is capable of spreading a uniform droplet wetting each weed surface.

NON-CROPLAND

(Fence Rows, Hedge Rows, Roadsides, Ditches, Rights-Of-Way, Utility Power Lines, Railroads, Airports, and Industrial Sites)

Applications to non-cropland areas are not applicable to treatment of commercial timber or other plants being grown for sale or other commercial use, for commercial seed production, or for research purposes.

For control of broadleaf weeds, mix at a rate of 1.5 to 3.39 quarts of this product per acre in enough water to wet all parts of the foliage. This may require 50 to 300 gals. of water per acre. This mixture will cover one acre (43,560 sq. ft.). Thoroughly saturate all weeds with spray mixture.

Apply anytime between the time when the plants come into full leaf (spring) to when the plants begin to go dormant.

Best results are obtained when the weeds are young and actively growing. **DO NOT** cut weeds until herbicide is translocated throughout the plant causing root death. For small broadleaf weeds, use the lower rate.

Heavy, dense stands require the higher rate with the high water volume. For small (spot) applications with small tank sprayers, apply at the rate of 4 fluid ounces of this product per gallon of water and spray to thoroughly wet all foliage.

Annual and Perennial Broadleaf Weed Control:

- Make no more than 2 applications per year.
- Allow a minimum of 30 days between applications.
- Maximum single application rate is 3.39 quarts (2.02 lbs. 2,4-D ae, 0.53 lb. MCPA ae, 0.19 lb. dicamba ae) per acre per year.
- Maximum annual application rate is 6.78 quarts (4.03 lbs. 2,4-D ae, 1.8 lbs. MCPA ae, 0.37 lb. dicamba ae) per acre per year.

For control of woody plants, apply to both stems and foliage anytime from the time foliage is fully matured to the time plants start to go dormant. All leaves, stems, and suckers must be completely wet to the ground for effective control. Regrowth may be anticipated on the more resistant species.

Woody Brush:

Apply 1 to 1.5 gals. of this product per acre to wet all parts of the brush foliage, stem, and bark. This may require up to 200 to 600 gals. of water per acre (43,560 sq. ft.) depending on the height and thickness of the brush. Mix thoroughly before spraying. The 1.3 to 1.5 gals. rate must only be applied as a spot treatment (an area less than 1,000 sq. ft.).

Woody Plant Control:

- Make no more than 1 application per year.
- The maximum broadcast application rate is 1.3 gals. of this product (3.09 lbs. 2,4-D ae, 0.89 lb. MCPA ae, 0.29 lb. dicamba ae) per acre.
- The maximum spot application rate is 1.5 gals. of this product (3.57 lbs. 2,4-D ae, 0.95 lb. MCPA ae, 0.33 lb. dicamba ae) per acre.

DO NOT apply this product to rights-of-ways using a backpack sprayer.

STORAGE AND DISPOSAL

DO NOT contaminate water, food, or feed by storage or disposal.

PESTICIDE STORAGE: KEEP FROM FREEZING. Store in safe manner. Store in original container only. Keep container tightly closed when not in use. Reduce stacking height where local conditions can affect package strength. Personnel should use clothing and equipment consistent with good pesticide handling. **DO NOT** store under conditions which might adversely affect the container or its ability to function properly.

PESTICIDE DISPOSAL: Pesticide wastes are acutely hazardous. Improper disposal of excess pesticide, spray mixture, or rinsate is a violation of Federal law and may contaminate groundwater. If these wastes cannot be disposed of by use according to label instructions, contact your State Pesticide or Environmental Control Agency or the Hazardous Waste representative at the nearest EPA Regional Office for guidance.

CONTAINER HANDLING:

Nonrefillable Container (five gallons or less): Nonrefillable container. **DO NOT** reuse or refill this container. Offer for recycling, if available. Clean container promptly after emptying. Triple rinse as follows: Empty the remaining contents into application equipment or a mix tank and drain for 10 seconds after the flow begins to drip. Fill the container 1/4 full with water and recap. Shake for 10 seconds. Pour rinsate into application equipment or a mix tank or store rinsate for later use or disposal. Drain for 10 seconds after the flow begins to drip. Repeat this procedure two more times.

CONDITION OF SALE AND LIMITATION OF WARRANTY AND LIABILITY

NOTICE: Read the entire Directions for Use and Conditions of Sale and Limitation of Warranty and Liability before buying or using this product. If the terms are not acceptable, return the product at once, unopened, and the purchase price will be refunded.

The Directions for Use of this product must be followed carefully. It is impossible to eliminate all risks inherently associated with the use of this product. Ineffectiveness or other unintended consequences may result because of such factors as manner of use or application, weather, presence of other materials or other influencing factors in the use of the product, which are beyond the control of Ike's LLC or Seller. To the extent consistent with applicable law, all such risks shall be assumed by Buyer and User, and Buyer and User agree to hold Ike's LLC and Seller harmless for any claims relating to such factors. Ike's LLC warrants that this product conforms to the chemical description on the label and is reasonably fit for the purposes stated in the Directions for Use, subject to the inherent risks referred to above, when used in accordance with directions under normal use conditions. This warranty does not extend to the use of this product contrary to label instructions, or under abnormal conditions or under conditions not reasonably foreseeable to or beyond the control of Seller or Ike's LLC, and Buyer and User assume the risk of any such use. TO THE EXTENT CONSISTENT WITH APPLICABLE LAW, IKE'S LLC MAKES NO WARRANTIES OF MERCHANTABILITY OR OF FITNESS FOR A PARTICULAR PURPOSE NOR ANY OTHER EXPRESS OR IMPLIED WARRANTY EXCEPT AS STATED ABOVE.

To the extent consistent with applicable law, neither Ike's LLC nor Seller shall be liable for any incidental, consequential, or special damages resulting from the use or handling of this product. **TO THE EXTENT CONSISTENT WITH APPLICABLE LAW, THE EXCLUSIVE REMEDY OF THE USER OR BUYER, AND THE EXCLUSIVE LIABILITY OF IKE'S LLC AND SELLER FOR ANY AND ALL CLAIMS, LOSSES, INJURIES OR DAMAGES (INCLUDING CLAIMS BASED ON BREACH OF WARRANTY, CONTRACT, NEGLIGENCE, TORT, STRICT LIABILITY OR OTHERWISE) RESULTING FROM THE USE OR HANDLING OF THIS PRODUCT, SHALL BE THE RETURN OF THE PURCHASE PRICE OF THE PRODUCT OR, AT THE ELECTION OF IKE'S LLC OR SELLER, THE REPLACEMENT OF THE PRODUCT.**

Ike's LLC and Seller offer this product, and Buyer and User accept it, subject to the foregoing Conditions of Sale and Limitation of Warranty and Liability, which may not be modified except by written agreement signed by a duly authorized representative of Ike's LLC.





[[Dandelion Destroyer] is a trademark of Ike's LLC.]

[All trademarks are the property of their respective owners.]

- OPTIONAL MARKETING STATEMENTS AND GRAPHICS FOR CONTAINER AND PRODUCT LABEL -

Note to Reviewer: Each marketing statement and graphic below are numbered for EPA reviewing purposes only.

#	Optional Marketing Statements and Graphics (any color variation)
1	[Lawn Weed Killer]
2	[Broadleaf Weed Killer]
3	[This product is effective at controlling a wide spectrum of broad-leaf weeds as listed on the label]
4	[Use as labeled on both warm and cool season grasses]
5	[For use on all cool season [&][and] selected warm season grasses]
6	[For Lawns]
7	[One qt.] [covers up to 42,000 sq. ft.]
8	[One gal.] [covers up to 168,000 sq. ft.]
9	[Up to 1.5 oz. per 1,000 sq. ft.]
10	[Low odor formulation]
11	[Active 2,4-D 30.89%, MCPA 8.23%, Dicamba 2.77%]
12	[Delivers visible results in 8 hours]
13	[Won't harm lawns when used as directed]
14	[Labeled for northern and sensitive southern lawns (except Floratam)]
15	[DO NOT use on St. Augustine (Floratam), Centipede]
16	[Kills 230 + [types of weeds] [broadleaf weeds] [as listed on the label]]
17	[Kills Major Broadleaf Weeds] [as listed on the label]
18	[Kills Dandelion, Clover, and Other Broadleaf Weeds as listed on the label]
19	[Kills Dandelion, Clover, and Other Listed Broadleaf Weeds]
20	[Kills [clover,] [chickweed,] [henbit,] [wild onion] [& more]]
21	[Kills the listed weeds, not [your][the] lawn]
22	[Kills the target weeds, not [your][the] lawn]
23	[Kills weeds not grass]
24	[Controls Weeds Such as Dandelions, Chickweed, Henbit, Oxalis, Plantain, And Many More as listed on the label]
25	[Designed for use on Southern lawns [warm season grasses/list approved grass types here]]

26	[Use When Weeds Are Actively Growing]
27	[Three Way Control]
28	[3-way herbicide blend]
29	[3-way herbicide kills to the root [&] [and] starts working immediately]
30	[Overnight Results]
31	[Easy to Use]
32	[Easy to Mix]
33	[1. Measure] [2. Mix with water] [3. Spray]
34	[Controls even the tough listed weeds...down to the roots!]
35	[Makes more than [XX] gallons]
36	[Quarts] [Gallons] [Makes up to [XX] gals. of spray solution]
37	[Water based formulation]
38	[[See][Visible] results in hours]
39	[Starts working immediately]
40	[Apply between 65°F - 85°F]
41	[Concentrate]
42	[Super Concentrate]
43	PEEL BACK BOOK HERE 
44	IKE'S FARM • HOME • GARDEN
45	
46	
47	<div style="display: flex;"> <div style="flex: 1;">  </div> <div style="flex: 2;"> <p>[MEASURE] [Tilt bottle to fill reservoir with the amount of concentrate you need.]</p> <hr/> <p>[MIX WITH WATER] [Pour the measured amount into dispensing tool to mix with water.]</p> <hr/> <p>[SPRAY] [And get the job done!]</p> </div> </div>