



U.S. ENVIRONMENTAL PROTECTION AGENCY

Office of Pesticide Programs  
Registration Division (7505P)  
1200 Pennsylvania Ave., N.W.  
Washington, D.C. 20460

EPA Reg. Number:

95009-10

Date of Issuance:

2/16/23

NOTICE OF PESTICIDE:

Registration  
 Reregistration  
(under FIFRA, as amended)

Term of Issuance:

Unconditional

Name of Pesticide Product:

Maxunitech Flumioxazin 51% WG

Name and Address of Registrant (include ZIP Code):

Maxunitech North America, Inc.  
11601 Shadow Creek Pkwy, Suite 111-573  
Pearland, TX 77584

**Note:** Changes in labeling differing in substance from that accepted in connection with this registration must be submitted to and accepted by the Registration Division prior to use of the label in commerce. In any correspondence on this product always refer to the above EPA registration number.


On the basis of information furnished by the registrant, the above named pesticide is hereby registered under the Federal Insecticide, Fungicide and Rodenticide Act.

Registration is in no way to be construed as an endorsement or recommendation of this product by the Agency. In order to protect health and the environment, the Administrator, on his motion, may at any time suspend or cancel the registration of a pesticide in accordance with the Act. The acceptance of any name in connection with the registration of a product under this Act is not to be construed as giving the registrant a right to exclusive use of the name or to its use if it has been covered by others.

This product is unconditionally registered in accordance with FIFRA section 3(c)(5) provided that you:

1. Submit and/or cite all data required for registration/reregistration/registration review of your product when the Agency requires all registrants of similar products to submit such data.
2. Make the following label changes before you release the product for shipment:
  - Revise the EPA Registration Number to read, "EPA Reg. No. 95009-10."

Signature of Approving Official:

  
Shaja B. Joyner, Product Manager 20  
Fungicide-Herbicide Branch  
Registration Division 7505T

Date:

2/16/23

3. Submit one copy of the revised final printed label for the record before you release the product for shipment.

Should you wish to add/retain a reference to the company's website on your label, then please be aware that the website becomes labeling under the Federal Insecticide Fungicide and Rodenticide Act and is subject to review by the Agency. If the website is false or misleading, the product would be misbranded and unlawful to sell or distribute under FIFRA section 12(a)(1)(E). 40 CFR 156.10(a)(5) list examples of statements EPA may consider false or misleading. In addition, regardless of whether a website is referenced on your product's label, claims made on the website may not substantially differ from those claims approved through the registration process. Therefore, should the Agency find or if it is brought to our attention that a website contains false or misleading statements or claims substantially differing from the EPA approved registration, the website will be referred to the EPA's Office of Enforcement and Compliance.

If these conditions are not complied with, the registration will be subject to cancellation in accordance with FIFRA section 6. Your release for shipment of the product constitutes acceptance of these conditions. A stamped copy of the label is enclosed for your records. Please also note that the record for this product currently contains the following CSFs:

- Basic CSF dated 06/25/2022

If you have any questions, please contact Ernest Kraka by phone at (202)-566-2811, or via email at [kraka.ernest@epa.gov](mailto:kraka.ernest@epa.gov)

Enclosure

[Note to reviewer: [Text] in brackets denotes optional text].  
[Note to reviewer: {Text} in braces denotes where in the final label text will appear.]

**{BOOKLET FRONT PANEL}**



FLUMIOXAZIN	GROUP	14	HERBICIDE
-------------	-------	----	-----------

## Maxunitech Flumioxazin 51% WG

For control and/or suppression of certain weeds in alfalfa; artichoke; asparagus; brassica (head and stem); bushberry; cactus (prickly pear); caneberry; celery; citrus; cotton; cucurbit vegetables; dry bean; field corn; field peas; flax; fruiting vegetables; garlic; grape; hops; lentils; mint; onion (dry bulb); olive; peanut; pome fruit; pomegranate; potato; soybean; stone fruit; strawberry; sugarcane; sunflower and safflower; sweet potato; tree nuts; wheat; non-bearing fruit trees; fallowbed use on transplanted melon, pepper and tomato beds; fallow land and to maintain bare ground on non-crop areas of farms, orchards and vineyards.

<b>ACTIVE INGREDIENT:</b>	<b>By Wt.</b>
Flumioxazin * .....	51.00%
<b>OTHER INGREDIENTS:</b> .....	<u>49.00%</u>
<b>TOTAL:</b> .....	100.00%

\*CAS No. 103361-09-7

\*N-[7-fluoro-3,4-dihydro-3-oxo-4-(prop-2-ynyl)-2H-1,4-benzoxazin-6-yl]cyclohex-1-ene-1,2-dicarboximide

Maxunitech Flumioxazin 51% WG is a water dispersible granule containing 51% active ingredient.

### KEEP OUT OF REACH OF CHILDREN

## CAUTION

[See] [inside] [label] [booklet] [for] [additional] [Precautionary Statements][,] [and] [Directions for Use] [including] [Storage and Disposal] [instructions][.]

**EPA Reg. No.: 95009-XX**

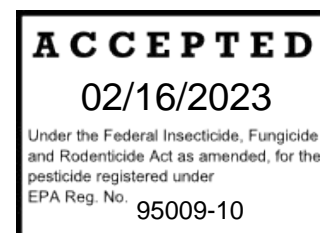
**EPA Est. No.:**

**Manufactured for:**

Maxunitech North America, Inc.  
11601 Shadow Creek Pkwy, Suite 111-573  
Pearland, TX 77584

**[Lot][Batch]No:**

**Net Weight:**



## {LANGUAGE INSIDE BOOKLET}

<b>FIRST AID</b>	
<b>IF SWALLOWED:</b>	<ul style="list-style-type: none"><li>• Call a poison control center or doctor immediately for treatment advice.</li><li>• Have person sip a glass of water if able to swallow.</li><li>• <b>DO NOT</b> induce vomiting unless told to do so by a poison control center or doctor.</li><li>• <b>DO NOT</b> give anything by mouth to an unconscious person.</li></ul>
<b>IF ON SKIN OR CLOTHING:</b>	<ul style="list-style-type: none"><li>• Take off contaminated clothing.</li><li>• Rinse skin immediately with plenty of water for 15 to 20 minutes.</li><li>• Call a poison control center or doctor for treatment advice.</li></ul>
<b>IF INHALED:</b>	<ul style="list-style-type: none"><li>• Move person to fresh air.</li><li>• If person is not breathing, call 911 or an ambulance, then give artificial respiration, preferably by mouth-to-mouth, if possible.</li><li>• Call a poison control center or doctor for treatment advice.</li></ul>
<b>IF IN EYES:</b>	<ul style="list-style-type: none"><li>• Hold eye open and rinse slowly and gently with water for 15 to 20 minutes.</li><li>• Remove contact lenses, if present, after the first 5 minutes, then continue rinsing eye.</li><li>• Call a poison control center or doctor for treatment advice.</li></ul>
<b>HOTLINE NUMBER</b> Have the product container or label with you when calling a poison control center or doctor or going for treatment. For information on this pesticide product (including general health concerns or pesticide incidents), call the National Pesticide Information Center at 1-800-858-7378, Monday through Friday, 8:00 AM to 12 PM Pacific Standard Time. In the event of a medical emergency, call your poison control center at 1-800-222-1222.	

**For Chemical Emergency:**  
**Spill, Leak, Fire, Exposure, or Accident,**  
**Call CHEMTREC Day or Night**  
**Within USA and Canada: 1-800-424-9300**

## PRECAUTIONARY STATEMENTS

### HAZARDS TO HUMANS AND DOMESTIC ANIMALS

#### CAUTION

Harmful if inhaled or absorbed through the skin. Causes moderate eye irritation. Avoid contact with eyes, skin or clothing. Wash thoroughly with soap and water after handling and before eating, drinking, chewing gum, using tobacco, or using the toilet.

#### Personal Protective Equipment (PPE)

**Applicators and other handlers must wear:** long-sleeved shirt and long pants, chemical-resistant gloves made of any waterproof material including polyethylene or polyvinyl chloride, shoes and socks.

**For aerial application to sugarcane, mixer/loaders must also wear:** coveralls, chemical resistant apron and chemical resistant boots.

Follow manufacturer's instructions for cleaning/maintaining PPE. If no such instructions for washables exist, use detergent and hot water. Keep and wash PPE separately from other laundry.

#### User Safety Recommendations

##### User should:

- Remove clothing/PPE immediately if pesticide gets inside. Then wash thoroughly and put on clean clothing. If pesticide gets on skin, wash immediately with soap and water.
- Remove PPE immediately after handling this product. Wash the outside of gloves before removing. As soon as possible, wash thoroughly and change into clean clothing.

## ENVIRONMENTAL HAZARDS

This product is toxic to non-target plants and aquatic invertebrates. **DO NOT** apply directly to water, to areas where surface water is present or to intertidal areas below the mean high-water mark. Drift or runoff may be hazardous to non-target plants and aquatic organisms in neighboring areas. **DO NOT** apply where runoff is likely to occur. **DO NOT** apply when weather conditions favor drift from treated areas. **DO NOT** contaminate water when disposing of equipment washwaters or rinsate.

This pesticide is toxic to plants and must be used strictly in accordance with the drift and runoff precautions on this label in order to minimize off-site exposures.

Under some conditions this product may have a potential to runoff to surface water or adjacent land. Where possible, use methods which reduce soil erosion, including no till, limited till and contour plowing; these methods also reduce pesticide runoff. Use of vegetation filter strips along rivers, creeks, streams, wetlands or on the downhill side of fields where runoff could occur will minimize water runoff.

**NON-TARGET ORGANISM ADVISORY:** This product is toxic to plants and may adversely impact the forage and habitat of non-target organisms, including pollinators, in areas adjacent to the treated site. Protect the forage and habitat of non-target organisms by following label directions intended to minimize off-target movement.

***[Note to EPA reviewer: If this product is shipped in containers greater than 50 lbs., the following environmental hazard statement will be added to the label:]***

**[DO NOT** discharge effluent containing this product into lakes, streams, ponds, estuaries, oceans, or other waters unless in accordance with the requirements of a National Pollutant Discharge Elimination System (NPDES) permit and the permitting authority has been notified in writing prior to discharge. **DO NOT** discharge effluent containing this product to sewer systems without previously notifying the local sewage treatment plant authority. For guidance contact your State Water Board or Regional Office of the EPA.]

## DIRECTIONS FOR USE

It is a violation of Federal law to use this product in a manner inconsistent with its labeling.

**READ ENTIRE LABEL. USE STRICTLY IN ACCORDANCE WITH PRECAUTIONARY STATEMENTS AND DIRECTIONS, AND WITH APPLICABLE STATE AND FEDERAL REGULATIONS.**

**DO NOT** apply this product in a way that will contact workers or other persons, either directly or through drift. Only protected handlers may be in the area during application. For any requirements specific to your State or Tribe, consult the agency responsible for pesticide regulation.

### AGRICULTURAL USE REQUIREMENTS

Use this product only in accordance with its labeling and with the Worker Protection Standard, 40 CFR part 170. This standard contains requirements for the protection of agricultural workers on farms, forests, nurseries, and greenhouses, and handlers of agricultural pesticides. It contains requirements for training, decontamination, notification, and emergency assistance. It also contains specific instructions and exceptions pertaining to the statements on this label about personal protective equipment (PPE), notification to workers and restricted-entry interval. The requirements in this box only apply to uses of this product that are covered by the Worker Protection Standard.

**DO NOT enter or allow worker entry into treated areas during the restricted entry interval (REI) of 12 hours.**

PPE required for early entry to treated areas that is permitted under the Worker Protection Standard and that involves contact with anything that has been treated, including plants, soil or water is: coveralls, chemical resistant gloves made of waterproof material, shoes plus socks.

### NON-AGRICULTURAL USE REQUIREMENTS

The requirements in this box apply to uses of this product that are NOT within the scope of the Worker Protection Standards for agricultural pesticides (40 CFR Part 170). The WPS applies when this product is used to produce agricultural plants on farms, forest, nurseries or greenhouses.

Keep all unprotected persons out of operating areas, or vicinity where there may be drift. **DO NOT** enter or allow others to enter treated areas until sprays have dried.

### TANK MIXES

**NOTICE: Tank mixing or use of this product with any other product which is not specifically and expressly authorized by the label shall be the exclusive risk of user, applicator and/or application advisor, to the extent allowed by applicable law.**

It is the pesticide user's responsibility to ensure that all products are registered for the intended use. Read and follow the applicable restrictions and limitations and directions for use on all product labels involved in tank mixing. Users must follow the most restrictive directions for use and precautionary statements of each product in the tank mixture.

## WEED RESISTANCE MANAGEMENT

For resistance management, Maxunitech Flumioxazin 51% WG is a Group 14 herbicide. Any weed population may contain or develop plants naturally resistant to Maxunitech Flumioxazin 51% WG and other Group 14 herbicides. The resistant biotypes may dominate the weed population if these herbicides are used repeatedly in the same field. Follow appropriate resistance management strategies.

To delay herbicide resistance, take one or more of the following steps:

- Rotate the use of Maxunitech Flumioxazin 51% WG or other Group 14 herbicides within a growing season sequence or among growing seasons with different herbicide groups that control the same weeds in a field.
- Use tank mixtures with herbicides from a different group if such use is permitted; where information on resistance in target weed species is available, use the less resistance-prone partner at a rate that will control the target weed(s) equally as well as the more resistance-prone partner. Consult your local extension service or certified crop advisor if you are unsure as to which active ingredient is currently less prone to resistance.
- Adopt an integrated weed-management program for herbicide use that includes scouting and uses historical information related to herbicide use and crop rotation, and that considers tillage (or other mechanical control methods), cultural (e.g., higher crop seeding rates; precision fertilizer application method and timing to favor the crop and not the weeds), biological (weed-competitive crops or varieties) and other management practices.
- Scout after herbicide application to monitor weed populations for early signs of resistance development. Indicators of possible herbicide resistance include: (1) failure to control a weed species normally controlled by the herbicide at the dose applied, especially if control is achieved on adjacent weeds; (2) a spreading patch of non-controlled plants of a particular weed species; (3) surviving plants mixed with controlled individuals of the same species. If resistance is suspected, prevent weed seed production in the affected area by an alternative herbicide from a different group or by a mechanical method including hoeing or tillage. Prevent movement of resistant weed seeds to other fields by cleaning harvesting and tillage equipment when moving between fields, and planting clean seed.
- If a weed pest population continues to progress after treatment with this product, discontinue use of this product, and switch to another management strategy or herbicide with a different mode of action, if available.
- Contact your local extension specialist or certified crop advisors for additional pesticide resistance-management and/or integrated weed-management recommendations for specific crops and weed biotypes or to find out if suspected resistant weeds have been found in their region.
- For further information or to report suspected resistance, contact a Maxunitech North America, Inc. retailer or representative.

## PRODUCT INFORMATION

Maxunitech Flumioxazin 51% WG uses:

- Maxunitech Flumioxazin 51% WG provides residual control of susceptible weeds.
- Maxunitech Flumioxazin 51% WG provides additional burndown activity when used as part of a burndown program.
- Maxunitech Flumioxazin 51% WG can be applied as part of a fall burndown program for control of susceptible winter annuals.
- Maxunitech Flumioxazin 51% WG can be applied with a hooded or shielded sprayer, as well as part of a layby application, in selected crops for postemergence weed control as well as residual control of susceptible weeds.
- Maxunitech Flumioxazin 51% WG can be used on farms, orchards and vineyards for non-selective vegetation control to maintain bare ground non-crop areas that must be kept weed free.
- Maxunitech Flumioxazin 51% WG, when applied according to label use directions, will control the weeds claimed in crop specific use directions. This label makes no claims concerning control of other weed species.

<b>Maxunitech Flumioxazin 51% WG Rate Summary</b>	
<b>OZ of Maxunitech Flumioxazin 51% WG</b>	<b>Pounds A.I. of Flumioxazin (lb. ai.)</b>
1	0.032
1.5	0.048
2	0.064
3	0.096
4	0.128
6	0.191
8	0.255
12	0.383
24	0.765

{**Note to Reviewer:** On the final label, throughout the Directions for Use and where applicable table headings may be repeated and/or [ ([ continued ] ) ] added to indicate where a text group continues to subsequent page.}

## MANDATORY SPRAY DRIFT MANAGEMENT

### Aerial Applications:

- **DO NOT** release spray at a height greater than 10 ft above the ground or vegetative canopy, unless a greater application height is necessary for pilot safety.
- Applicators must select nozzle and pressure that deliver Medium or coarser droplets in accordance with American Society of Agricultural & Biological Engineers Standard 641 (ASABE S641).
- If the windspeed is 10 miles per hour or less, applicators must use ½ swath displacement upwind at the downwind edge of the field. When the windspeed is between 11-15 miles per hour, applicators must use ¾ swath displacement upwind at the downwind edge of the field.
- **DO NOT** apply when wind speeds exceed 15 mph at the application site. If the windspeed is greater than 10 mph, the boom length must be 65% or less of the wingspan for fixed wing aircraft and 75% or less of the rotor diameter for helicopters. Otherwise, the boom length must be 75% or less of the wingspan for fixed-wing aircraft and 90% or less of the rotor diameter for helicopters.
- **DO NOT** apply during temperature inversions.

### Boomless Ground Applications:

- Applicators must select nozzle and pressure that deliver Medium or coarser droplets in accordance with American Society of Agricultural & Biological Engineers Standard 572 (ASABE S572).
- **DO NOT** apply when wind speeds exceed 15 miles per hour at the application site.
- **DO NOT** apply during temperature inversions.

## SPRAY DRIFT ADVISORIES

THE APPLICATOR IS RESPONSIBLE FOR AVOIDING OFF-SITE SPRAY DRIFT. BE AWARE OF NEARBY NON-TARGET SITES AND ENVIRONMENTAL CONDITIONS.

## IMPORTANCE OF DROPLET SIZE

An effective way to reduce spray drift is to apply large droplets. Use the largest droplets that provide target pest control. While applying larger droplets will reduce spray drift, the potential for drift will be greater if applications are made improperly or under unfavorable environmental conditions.

### Controlling Droplet Size - Ground Boom

- Volume - Increasing the spray volume so that larger droplets are produced will reduce spray drift. Use the highest practical spray volume for the application. If a greater spray volume is needed, consider using a nozzle with a higher flow rate.
- Pressure - Use the lowest spray pressure specified for the nozzle to produce the target spray volume and droplet size.
- Spray Nozzle - Use a spray nozzle that is designed for the intended application. Consider using nozzles designed to reduce drift.

### Controlling Droplet Size - Aircraft

- Adjust Nozzles - Follow nozzle manufacturers' specifications for setting up nozzles. Generally, to reduce fine droplets, nozzles must be oriented parallel with the airflow in flight.

## BOOM HEIGHT-Ground Boom

For ground equipment, the boom must remain level with the crop and have minimal bounce.

## RELEASE HEIGHT - Aircraft

Higher release heights increase the potential for spray drift.

## SHIELDED SPRAYERS

Shielding the boom or individual nozzles can reduce spray drift. Consider using shielded sprayers. Verify that the shields are not interfering with the uniform deposition of the spray on the target area.

## TEMPERATURE AND HUMIDITY

When making applications in hot and dry conditions, use larger droplets to reduce effects of evaporation.

## TEMPERATURE INVERSIONS

Drift potential is high during a temperature inversion. Temperature inversions are characterized by increasing temperature with altitude and are common on nights with limited cloud cover and light to no wind. The presence of an inversion can be indicated by ground fog or by the movement of smoke from a ground source or an aircraft smoke generator. Smoke that layers and moves laterally in a concentrated cloud (under low wind conditions) indicates an inversion, while smoke that moves upward and rapidly dissipates indicates good vertical air mixing. Avoid applications during temperature inversions.



## WIND

Drift potential generally increases with wind speed. AVOID APPLICATIONS DURING GUSTY WIND CONDITIONS. Applicators need to be familiar with local wind patterns and terrain that could affect spray drift.

### Boomless Ground Applications:

- Setting nozzles at the lowest effective height will help to reduce the potential for spray drift.

### Handheld Technology Applications:

- Take precautions to minimize spray drift.

## RESTRICTIONS AND LIMITATIONS

- **DO NOT** apply this product when weather conditions favor spray drift from treated areas.
- **DO NOT** apply during low-level inversion conditions, including fog.
- **DO NOT** apply to frozen or snow-covered soil.
- **DO NOT** apply to farm alleys or roads where traffic may result in treated dust settling onto crops or other desirable vegetation.
- **DO NOT** apply within 300 yards of non-dormant pears.
- **DO NOT** apply to powdery soils or soils that are susceptible to wind displacement unless irrigation can be applied immediately after application.

## PRECAUTIONS

- When applying by air, observe drift management restrictions and precautions listed under “AERIAL APPLICATION”.
- Mechanical incorporation into the soil will reduce residual weed control.
- Apply post directed and layby applications of *Maxunitech Flumioxazin 51% WG* only to healthy growing crops.

**Before using spray equipment to apply other products to crop foliage follow cleanout procedures identified in this label. See “SPRAYER CLEANUP” for more information.**

## ENVIRONMENTAL CONDITIONS AND BIOLOGICAL PERFORMANCE

### Preemergence Application (Conventional Tillage)

**Important:** Crop injury may occur from applications made to poorly drained soils and/or applications made under cool, wet conditions. Risk of crop injury can be minimized by using on well drained soils, planting at least 1.5 inches deep, using high quality seed and completely covering seeds with soil prior to preemergence applications. Treated soil that is splashed onto newly emerged crops may result in temporary crop injury.

Moisture is necessary to activate Maxunitech Flumioxazin 51% WG in soil for residual weed control. Dry weather following applications of Maxunitech Flumioxazin 51% WG may reduce effectiveness. However, when adequate moisture is received after dry conditions, MAXUNITECH FLUMIOXAZIN 51% WG will control susceptible germinating weeds. Maxunitech Flumioxazin 51% WG may not control weeds that germinate after application but before an activating rainfall/irrigation or weeds that germinate through cracks resulting from dry soil.

When adequate moisture is not received after a Maxunitech Flumioxazin 51% WG application, weed control may be improved by irrigation with at least 1/4 inch of water. If emerged weeds are controlled by cultivation, residual weed control will be reduced.

### Burndown Application

For best results, apply Maxunitech Flumioxazin 51% WG as part of a burndown program to actively growing weeds. Applying Maxunitech Flumioxazin 51% WG under conditions that **DO NOT** promote active weed growth will reduce herbicide effectiveness. **DO NOT** apply Maxunitech Flumioxazin 51% WG when weeds are under stress due to drought, excessive water, extremes in temperature, disease or low humidity. Weeds under stress tend to become less susceptible to herbicidal action. Maxunitech Flumioxazin 51% WG is most effective when applied under warm sunny conditions.

Reduced residual weed control may occur when burndown applications are made to fields where heavy crop and/or weed residue exist.

### Postemergence Application



Only apply Maxunitech Flumioxazin 51% WG to healthy crops labeled for postemergence use. **DO NOT** apply Maxunitech Flumioxazin 51% WG to crops that have been weakened by disease, drought, flooding, excessive fertilization, soil salts, previously applied pesticides, nematodes, insects or winter injury.

#### **Rainfastness**

Maxunitech Flumioxazin 51% WG is rainfast one hour after application. **DO NOT** make applications if rain is expected within one hour of application or postemergence efficacy may be reduced.

#### **Soil Characteristics**

Application of *Maxunitech Flumioxazin 51% WG* to soils with high organic matter and/or high clay content may require higher dosages than soils with low organic matter and/or low clay content. Application to cloddy seedbeds can result in reduced weed control.

### **HERBICIDE RATE**

#### **Residual Weed Control (Including Preemergence Applications or Applications as Part of a Fall or Spring Burndown and Fallow Seedbed Program)**

Based upon soil characteristics (organic matter content and texture), the most difficult to control weed species being targeted, and the crop being grown, select the proper Maxunitech Flumioxazin 51% WG dosage from the rate range tables contained in this label.

**CARRIER VOLUME AND SPRAY PRESSURE** (Ground Equipment only. See Information for Aerial Equipment under "AERIAL APPLICATION".)

#### **Preemergence Application (Conventional Tillage)**

To ensure uniform coverage, use 10 to 30 gals. of spray solution per acre for conventional tillage applications. Nozzle selection must meet manufacturer's gallonage and pressure guidelines for preemergence herbicide application.

#### **Burndown Application (Prior to Crop Emergence)**

To ensure thorough coverage in burndown applications, use 15 to 60 gal spray solution per acre. Use 20 to 60 gal per acre if dense vegetation or heavy crop residue is present. Nozzle selection must meet manufacturer's gallonage and pressure guidelines for postemergence herbicide application. **DO NOT** use flood jet nozzles.

#### **Postemergence Application (Emerged Crop)**

Check use directions for specific crops in which Maxunitech Flumioxazin 51% WG can be applied postemergence. To ensure thorough coverage in burndown applications, use a minimum of 15 gallons spray solution per acre. Use a minimum of 20 gallons per acre if dense vegetation or heavy crop residue is present. Nozzle selection must meet manufacturer's gallonage and pressure guidelines for postemergence herbicide application.

### **ADDITIVES**

#### **Burndown Application (Prior to Crop Emergence)**

Postemergence control of weeds from Maxunitech Flumioxazin 51% WG tank mixes will require the addition of an agronomically approved adjuvant to the spray mixture. When an adjuvant is to be used with Maxunitech Flumioxazin 51% WG, use a Chemical Producers and Distributors Association certified adjuvant. Either a crop oil concentrate or methylated seed oil which contains at least 15% emulsifiers and 80% oil or a non-ionic surfactant at 0.25% v/v, may be used when applying Maxunitech Flumioxazin 51% WG as part of a burndown program. Some tank mix partners, for example Glycine, N-(phosphonomethyl)- potassium salt, are formulated with sufficient adjuvants and **DO NOT** require the addition of a crop oil concentrate, methylated seed oil or non-ionic surfactant when tank mixed with Maxunitech Flumioxazin 51% WG. The addition of a crop oil concentrate or methylated seed oil may increase the burndown activity on certain weeds including Cutleaf Evening-primrose and Carolina geranium. Verify mixing compatibility qualities by a jar test.

A spray grade nitrogen source (either ammonium sulfate at 2 to 2.5 lb/A or a 28 to 32% nitrogen solution at 1 to 2 qt/A) may be added to the spray mixture along with either a crop oil concentrate, methylated seed oil or non-ionic surfactant to enhance weed control. The addition of a nitrogen source does not replace the need for a crop oil concentrate, a methylated seed oil or a non-ionic surfactant.

#### **JAR TEST TO DETERMINE COMPATIBILITY OF ADJUVANTS AND MAXUNITECH FLUMIOXAZIN 51% WG**

When using Maxunitech Flumioxazin 51% WG and an adjuvant, including in stale seed bed, layby, hooded/shielded or reduced tillage situations, perform a jar test before mixing commercial quantities of Maxunitech Flumioxazin 51% WG, when using Maxunitech Flumioxazin 51% WG for the first time, when using new adjuvants or when a new water source is being used.

1. Add 1 pt of the water to a quart jar. Use water from the same source and temperature as which will be used in the spray tank mixing operation.

2. Add 1 g of Maxunitech Flumioxazin 51% WG to the quart jar for every 3 oz (0.096 lb. a.i.) of Maxunitech Flumioxazin 51% WG per acre being applied (4 g if 12 oz/A is the desired Maxunitech Flumioxazin 51% WG rate), gently mix until product goes into suspension.
3. Add 60 ml (4 Tbsp or 2 fl oz) of the crop oil or methylated seed oil to the quart jar or 1 ml of non-ionic surfactant if it is being used in place of oil, gently mix.
4. If nitrogen is being used, add 16 ml (1 Tbsp or 0.5 oz) of the 28 to 32% nitrogen source to the quart jar. If ammonium sulfate is being used, add 19 g AMS to the quart jar in place of the 28 to 32% nitrogen.
5. Place cap on jar, invert 10 times, let stand for 15 minutes, evaluate.
6. An ideal tank mix combination will be uniform and free of suspended particles. Question the choice of adjuvant if any of the following conditions are observed:
  - a) Layer of oil or globules on the mixture's surface.
  - b) Flocculation: fine particles in suspension or as a layer on the bottom of the jar.
  - c) Clabbering: thickening texture (coagulated) like gelatin.

### SPRAYER PREPARATION

Before applying Maxunitech Flumioxazin 51% WG, start with clean, well maintained application equipment. The spray tank, as well as all hoses and booms, must be cleaned to ensure no residue from the previous spraying operation remains in the sprayer. Some pesticides, including but not limited to, the sulfonyleurea and phenoxy herbicides, (i.e., chlorimuron and 2,4-D respectively) are active at very small amounts and can cause crop injury when applied to susceptible crops. The spray equipment must be cleaned according to the manufacturer's directions for the last product used before the equipment is used to apply Maxunitech Flumioxazin 51% WG. If two or more products were tank mixed prior to Maxunitech Flumioxazin 51% WG application, follow the most restrictive cleanup procedure.

### MIXING INSTRUCTIONS

1. Fill clean spray tank 1/2 to 2/3 of desired level with clean water.
2. If a drift retardant is to be used, add 10 lb of spray grade ammonium sulfate per 100 gal of spray solution.
3. To ensure a uniform spray mixture, pre-slurry the required amount of Maxunitech Flumioxazin 51% WG with water prior to addition to the spray tank. Use a minimum of 1 gal of water per 10 oz (0.319 lb. a.i.) of Maxunitech Flumioxazin 51% WG.
4. While agitating, slowly add the pre-slurried Maxunitech Flumioxazin 51% WG to the spray tank. Agitation creates a rippling or rolling action on the water surface.
5. If tank mixing Maxunitech Flumioxazin 51% WG with other labeled herbicides, add water soluble bags first, followed by dry formulations, flowables, emulsifiable concentrates and then solutions. Prepare no more spray mixture than is required for the immediate spray operation.
6. Add any required adjuvants.
7. Fill spray tank to desired level with water. Continue agitation until all spray solution has been applied.
8. Mix only the amount of spray solution that can be applied the day of mixing. Apply Maxunitech Flumioxazin 51% WG within 6 hours of mixing.

### SPRAYER CLEANUP

Spray equipment, including mixing vessels and nurse tanks, must be cleaned each day following Maxunitech Flumioxazin 51% WG

application. After Maxunitech Flumioxazin 51% WG is applied, the following steps must be used to clean the spray equipment:

1. Completely drain the spray tank, rinse the sprayer thoroughly, including the inside and outside of the tank and all in-line screens.
2. Fill the spray tank with clean water and flush all hoses, booms, screens and nozzles.
3. Top off tank, add 1 gal of 3% household ammonia (or equivalent) for every 100 gals of water, circulate through sprayer for 5 minutes, and then flush all hoses, booms, screens and nozzles for a minimum of 15 minutes. If diaphragms are being used on the spray boom, loosen diaphragms before flushing the spray system, allowing cleaning solution to spray through the open diaphragm. If spray lines have any end caps, they must be loosened before flushing the system, allowing cleaning solution to spray through the loosened caps. To enhance removal of Maxunitech Flumioxazin 51% WG from the spray system, add a tank cleaner in place of ammonia and allow the cleaning solution to remain in the pressurized spray system (spray tank, hoses and boom) overnight before flushing the system for a minimum of 15 minutes.
4. Drain tank completely.
5. Add enough clean water to the spray tank to allow all hoses, booms, screens and nozzles to be flushed for 2 minutes.
6. Remove all nozzles and screens and rinse them in clean water.

Thoroughly clean spray equipment, including all tanks, hoses, booms, screens and nozzles, before it is used to apply postemergence pesticides. Equipment with Maxunitech Flumioxazin 51% WG residue remaining in the system may result in crop injury to the subsequently treated crop.

### APPLICATION EQUIPMENT

Ensure application equipment is clean and in good repair, nozzles are uniformly spaced on the boom and frequently checked for accuracy.

### BROADCAST APPLICATION

Apply Maxunitech Flumioxazin 51% WG, and Maxunitech Flumioxazin 51% WG tank mixes, with ground equipment using standard commercial sprayers equipped with flat fan or flood nozzles (preemergence applications only) designed to deliver the desired spray pressure and spray volume.

### BAND APPLICATION

When banding, use proportionately less water and Maxunitech Flumioxazin 51% WG per acre. The rate of Maxunitech Flumioxazin 51% WG required per acre, when applied as a banded application, can be calculated with the following formula:

Amount Needed per Acre for Banded Application	=	$\frac{\text{Band Width in Inches}}{\text{Row Width in Inches}}$	X	Rate per Broadcast Acre
--	---	--	---	-------------------------

**Carrier Volume and Spray Pressure:** When used as part of a burndown weed control program, apply Maxunitech Flumioxazin 51% WG in 7 to 10 gal of water per acre. Application at less than 7 gal per acre may provide inadequate control. When used for preemergence weed control, apply Maxunitech Flumioxazin 51% WG in 5 to 10 gal of water per acre. The higher gallonage applications afford more consistent weed control. **DO NOT** exceed the nozzle manufacturer's specified pressures. For many nozzle types, lower pressure produces larger droplets. When higher flow rates are needed, use higher flow rate nozzles instead of increasing pressure.

**Nozzle Selection and Orientation:** Formation of very small drops may be minimized by appropriate nozzle selection, by orienting nozzles away from the air stream as much as possible and by avoiding excessive spray pressure. Use nozzles that produce flat or hollow cone spray patterns. Use non-drip type nozzles, for example diaphragm type nozzles, to avoid unwanted discharge of spray solution. The nozzles must be directed toward the rear of the aircraft, at an angle between 0 and 15° downward. **DO NOT** place nozzles on the outer 25% of the wings or rotors.

**Adjuvants and Drift Control Additives:** Refer to tank mix partner's label for adjuvant selection. Drift control additives may be used. When a drift control additive is used, read and carefully observe the cautionary statements and all other information appearing on the additive label.

### CHEMIGATION

Follow all label directions for crops regarding rates, timing of application, special instructions and precautions.

Apply this product only through center pivot systems. End guns must be turned off due to uneven application. Restriction: **DO NOT** apply this product through any other type of irrigation system.

Crop injury, lack of efficacy or illegal pesticide residues in the crop can result from non-uniform distribution of treated water.

The system must be properly calibrated (with water only) to ensure that the amount of Maxunitech Flumioxazin 51% WG applied corresponds to the specified rate.

Apply Maxunitech Flumioxazin 51% WG in 1/2 to 3/4 inches of water during the first sprinkler set. Allow time for all lines to flush the herbicide through all nozzles before turning off irrigation water. To ensure the lines are flushed and free of remaining herbicide, a dye indicator may be injected into the lines to mark the end of the application period. Once chemigation has begun, the run must be completed to ensure no product is left in the system.

If you have any questions about calibration, contact your State Extension Service Specialist, equipment manufacturers or other experts.

#### Special Precautions for Chemigation

1. **DO NOT** connect an irrigation system (including greenhouse systems) used for pesticide application to a public water system unless the pesticide label-prescribed safety devices for public water systems are in place.
2. A person knowledgeable of the chemigation system and responsible for its operation or under the supervision of the responsible person, shall shut the system down and make necessary adjustments if the need arises.
3. The system must be free of leaks and clogged nozzles.
4. The pesticide must be supplied continuously for the duration of the aqueous application. An uneven application may cause injury to the crop or poor weed control.
5. Agitation must be maintained in the nurse tank.
6. The sprinkler chemigation system must contain a functional check valve, vacuum relief valve and low pressure drain appropriately located on the irrigation pipeline to prevent water source contamination from backflow.

7. The pesticide injection pipeline must contain a functional, automatic, quick closing check valve to prevent the flow of fluid back toward the injection pump.
8. The pesticide injection pipeline must contain a functional, normally closed, solenoid operated valve located on the intake side of the injection pump and connected to the system interlock to prevent fluid from being withdrawn from the supply tank when the irrigation system is either automatically or manually shut down.
9. The system must contain functional interlocking controls to automatically shut off the pesticide injection pump when the water pump motor stops, or in the case where there is no water pump, when the water pressure decreases to the point where pesticide distribution is adversely affected.
10. The irrigation line or water pump must include a functional pressure switch which will stop the water pump motor when the water pressure decreases to the point where pesticide distribution is adversely affected.
11. Systems must use a metering pump, for example a positive displacement injection pump (e.g., diaphragm pump), effectively designed and constructed of materials that are compatible with the pesticides and capable of being fitted with a system interlock.
12. **DO NOT** apply when wind speed favors drift beyond the area intended for treatment.

**Chemigation Systems Connected to Public Water Systems**

1. Public water system means a system for the provision to the public of piped water for human consumption, if such a system has at least 15 service connections or regularly serves an average of at least 25 individuals daily at least 60 days out of the year.
2. Chemigation systems connected to the public water system must contain a functional, reduced pressure zone, backflow preventer (RPZ) or the functional equivalent in the water supply line upstream from the point of pesticide introduction. As an option to the RPZ, discharge the water from the public water system into a reservoir tank prior to pesticide introduction. There shall be a complete physical break (air gap) between the outlet end of the fill pipe and the top overflow rim of the reservoir tank of at least twice the inside diameter of the fill pipe.
3. All chemigation systems connected to the public water system must also follow restrictions listed in the
4. preceding section titled "Special Precautions for Chemigation".

**APPLICATION WITH DRY BULK FERTILIZERS**

Dry bulk fertilizer may be impregnated or coated with Maxunitech Flumioxazin 51% WG. Application of dry bulk fertilizer with Maxunitech Flumioxazin 51% WG provides weed control equal to, or slightly below, the same rate of Maxunitech Flumioxazin 51% WG applied in liquid carriers, due to better coverage with application via spray equipment. Follow label directions for Maxunitech Flumioxazin 51% WG regarding rates, special instructions, cautions and special precautions. Apply 400 to 700 lb of the fertilizer/herbicide mixture per acre to obtain adequate soil coverage. Apply the mixture to the soil with properly calibrated equipment immediately after blending. Uniform application of the herbicide/fertilizer mixture is essential to prevent possible crop injury and to obtain uniform weed control.

**DO NOT** use ammonium nitrate and/or limestone as the sole source of fertilizer, as the Maxunitech Flumioxazin 51% WG may not adhere to these materials.

Compliance with all Federal and State regulations relating to blending pesticide mixtures with dry bulk fertilizer, registrations, labeling and application are the responsibility of the individual and/or company offering the fertilizer and Maxunitech Flumioxazin 51% WG mixture for sale.

Maxunitech Flumioxazin 51% WG must be premixed with water to form a slurry prior to impregnation on dry bulk fertilizer. For best results, use a minimum of 1 pt of water for each 2 oz (0.064 lb. a.i.) of Maxunitech Flumioxazin 51% WG. Use a minimum of 6 pt of the Maxunitech Flumioxazin 51% WG slurry to impregnate 2000 lb of the fertilizer for uniform coverage of the fertilizer. Closed drum, belt, ribbon or other commonly used dry bulk blenders may be used.

The amount of Maxunitech Flumioxazin 51% WG required can be calculated with the following formula:

Ounces of Maxunitech Flumioxazin 51% WG per ton of fertilizer	=	ounces of Maxunitech Flumioxazin 51% WG per acre	X	2000	÷	pounds of fertilizer per acre
---	---	---	---	------	---	----------------------------------

Thoroughly clean dry fertilizer blending equipment after Maxunitech Flumioxazin 51% WG has been placed in the system to avoid injury to sensitive crops that may be treated with fertilizers blended after the equipment has been used for Maxunitech Flumioxazin 51% WG. Rinse the sides of the blender and the herbicide tank with water. Then impregnate the rinsate onto a load of dry fertilizer intended for an approved crop. Use a maximum rate of 1 gal of rinsate per ton of fertilizer. Follow with 1 to 2 loads of unimpregnated fertilizer in the blender before switching herbicides.

**ROTATIONAL RESTRICTIONS**

The following rotational crops may be planted after applying Maxunitech Flumioxazin 51% WG Herbicide at the listed rate. Planting earlier than the specified rotational interval may result in crop injury.

**DO NOT plant any crop, except corn (field), cotton, peanut, soybean, sugarcane, and sweet potato earlier than 30 days after applying Maxunitech Flumioxazin 51% WG Herbicide.**

MAXUNITECH FLUMIOXAZIN 51% WG RATES	CROPS	ROTATION INTERVALS
1 oz/A (0.032 lb. a.i.)	Cotton (no-till or strip-till only)	14 days <sup>1</sup>
1.5 to 2 oz/A (0.048 to 0.064 lb. a.i.)	Cotton (no-till or strip-till only)	21 days <sup>1</sup>
2 oz/A (0.064 lb. a.i.) or less	Peanut, Soybean, Sugarcane and Sweet Potato	immediately
	Field Corn (minimum and no-till)	7 days
	Cotton and Field Corn (conventional tillage), Rice, Sorghum, Sunflower, Tobacco and Wheat	30 days <sup>1</sup>
	Barley, Dry and Snap Bean, Flax, Peas, Rye, Safflower and Sweet Corn	3 months
	Alfalfa, Canola, Oats, Potato, Sugar Beet and all other crops not listed <sup>2</sup>	4 months if soil is tilled prior to planting 8 months if no tillage is performed
	Lentil	6 months
Up to 3 oz/A (0.096 lb. a.i.)	Peanut, Soybean, Sugarcane and Sweet Potato	immediately
	Field Corn (minimum and no-till)	14 days
	Field Corn (conventional tillage) and Sorghum	30 days <sup>1</sup>
	Cotton, Rice, Sunflower, Tobacco and Wheat	2 months <sup>1</sup>
	Barley, Dry and Snap Bean, Flax, Peas, Rye, Safflower and Sweet Corn	4 months
	Alfalfa, Oats, Potato, Sugar Beet	5 months if soil is tilled prior to planting 10 months if no tillage is performed
	Canola and all other crops not listed <sup>2</sup>	6 months if soil is tilled prior to planting 12 months if no tillage is performed
	Lentil	7 months
Up to 4 oz/A (0.128 lb. a.i.)	Sugarcane	Immediately
	Alfalfa, Canola, Potato, Sugar Beet and all other crops not listed <sup>2</sup>	6 months if soil is tilled prior to planting 12 months if no tillage is performed
	Cotton, Field Corn, Peanut, Rice, Sorghum, Soybean, Sunflower, Tobacco and Wheat	4 months
	Raised beds only: Cabbage, melon, pepper and tomato	2 months (if the top 4 inches of the beds have been removed)
	Cotton, Field Corn, Peanut, Rice, Sorghum, Soybean, Sunflower, Tobacco and Wheat	9 months
6 to 12 oz/A (0.191 to 0.383 lb. a.i.)	Alfalfa, Canola, Sugar Beet and all other crops not listed <sup>2</sup>	12 months if soil is tilled prior to planting 18 months if no tillage is performed
	Trees can be transplanted 2 months after an application of Maxunitech Flumioxazin 51% WG Herbicide <sup>3</sup>	

<sup>1</sup> 1 At least one inch of rainfall/irrigation must occur between application and planting or crop injury may occur.

<sup>2</sup> Successful soil bioassay must be performed prior to planting these crops.

<sup>3</sup> Transplanted avocado, bushberries (including blueberry), caneberrries, citrus fruit, fig, grape, olive, pome fruit, pomegranate, stone fruit and tree nuts can be planted 2 months after a Maxunitech Flumioxazin 51% WG application of 2 to 12 oz/A (0.064 to 0.383 lb. a.i.).



**Table 1. Broadleaf Weeds Controlled by Residual Activity of Maxunitech Flumioxazin 51% WG**

<b>BROADLEAF WEED SPECIES</b>				
<b>SECTION A</b>				
<b>COMMON NAME</b>	<b>SCIENTIFIC NAME</b>	<b>ORGANIC MATTER</b>	<b>SOIL TYPE</b>	<b>MAXUNITECH FLUMIOXAZIN 51% WG RATE</b>
Carpetweed	<i>Mollugo verticillata</i>	Up to 5%	All Soil Types	2 oz/A (0.064 lb. a.i.)
Chickweeds				
Common	<i>Stellaria media</i>			
Mouseear	<i>Cerastium vulgatum</i>			
Dandelion	<i>Taraxacum officinale</i>			
Eclipta	<i>Eclipta prostrata</i>			
Evening-primrose, Cutleaf	<i>Oenothera laciniata</i>			
Field Pennycress[*]	<i>Thlaspi arvense</i>			
Florida Pusley	<i>Richardia scabra</i>			
Henbit	<i>Lamium amplexicaule</i>			
Lambsquarters, Common	<i>Chenopodium album</i>			
Little Mallow	<i>Malva parviflora</i>			
Marestail/Horseweed	<i>Conyza canadensis</i>			
Mayweed/False Chamomile	<i>Matricaria maritima</i>			
Nightshades				
Black	<i>Solanum nigrum</i>			
Eastern Black	<i>Solanum ptycanthum</i>			
Hairy	<i>Solanum sarrachoides</i>			
Pigweeds				
Redroot	<i>Amaranthus retroflexus</i>			
Smooth	<i>Amaranthus hybridus</i>			
Spiny Amaranth	<i>Amaranthus spinosus</i>			
Tumble	<i>Amaranthus albus</i>			
Prickly Lettuce	<i>Lactuca serriola</i>			
Prickly Sida (Teaweed)	<i>Sida spinosa</i>			
Puncturevine	<i>Tribulus terrestris</i>			
Purslane, Common	<i>Portulaca oleracea</i>			
Radish, Wild	<i>Raphanus raphanistrum</i>			
Redmaids	<i>Calandrinia ciliata var menziessii</i>			
Shepherd's-purse	<i>Capsella bursa-pastoris</i>			
Smallflower Morningglory	<i>Jacquemontia tamnifolia</i>			
Sowthistle, Prickly[*]	<i>Sonchus asper</i>			
Spotted Spurge	<i>Euphorbia maculata</i>			
Venice Mallow	<i>Hibiscus trionum</i>			

[\*Not for use in California.]

**Table 1. Broadleaf Weeds Controlled by Residual Activity of Maxunitech Flumioxazin 51% WG**

<b>SECTION B</b>				
All weeds listed in Section A plus:				
<b>COMMON NAME</b>	<b>SCIENTIFIC NAME</b>	<b>ORGANIC MATTER</b>	<b>SOIL TYPE</b>	<b>MAXUNITECH FLUMIOXAZIN 51% WG RATE<sup>2</sup></b>
Coffee Senna	<i>Cassia occidentalis</i>	Up to 3%	All Soil Types	2 oz/A (0.064 lb. a.i.) Cotton and Dry Bean 2.5 oz/A (0.08 lb. a.i.) Field Corn and Soybean[*] 3 oz/A (0.096 lb. a.i.) Peanut[*] and all other labeled crops
Common Ragweed <sup>1</sup>	<i>Ambrosia artemisiifolia</i>			
False Chamomile[*]	<i>Tripleurospermum maritima</i>			
Florida Beggarweed	<i>Desmodium tortuosum</i>			
Golden Crownbeard	<i>Verbesina encelioides</i>			
Hairy Indigo	<i>Indigofera hirsute</i>			
Hemp Sesbania	<i>Sesbania exaltata</i>	3 to 5%	Coarse and Medium Soils: (sandy loam, loamy sand, loamy, silt- loam,	2 oz/A (0.064 lb. a.i.) Cotton and Dry Bean 2.5 oz/A (0.08 lb. a.i.) Field Corn and Soybean[*] 3 oz/A (0.096 lb. a.i.) Peanut[*]
Jimsonweed	<i>Datura stramonium</i>			
Kochia	<i>Kochia scoparia</i>			
London Rocket[*]	<i>Sisymbrium irio</i>			
Morningglories <sup>2</sup>				

Entireleaf	<i>Ipomoea hederacea</i> <i>var. integruscula</i>	silt, sandy clay, sandy clay loam)	and all other labeled crops
Ivyleaf	<i>Ipomoea hederacea</i>		
Red/Scarlet	<i>Ipomoea coccinea</i>		
Tall	<i>Ipomoea purpurea</i>		
Mustard, Wild	<i>Brassica kaber</i>		
Palmer Amaranth	<i>Amaranthus palmeri</i>		
Spurred Anoda	<i>Anoda cristata</i>		
Tropic Croton	<i>Croton glandulosus</i>		
Waterhemp <sup>1</sup>			
Common	<i>Amaranthus rudis</i>		
Tall	<i>Amaranthus tuberculatus</i>	Fine Soils: (silty clay, silty clay loam, clay, clay loam)	2 oz/A (0.064 lb. a.i.) Cotton and Dry Bean 2 oz/A (0.064 lb. a.i.) Field Corn, Peanut[*], Soybean[*] and all other labeled crops
Wild Poinsettia	<i>Euphorbia heterophylla</i>		
Yellow Rocket[*]	<i>Barbarea vulgaris</i>		

[\*] [Not for use in California.]

- <sup>1</sup> A postemergence herbicide, including lactofen or glyphosate (Roundup Ready® soybeans only) may be needed following a preemergence application of Maxunitech Flumioxazin 51% WG to adequately control common ragweed or waterhemp in soybean fields with heavy pressure.
- <sup>2</sup> Due to differences in crop canopy timing between peanuts and soybeans, use 3 oz./A (0.096 lb. a.i.) of Maxunitech Flumioxazin 51% WG in peanuts, regardless of soil type and organic matter content, except in the states of [California,] North Carolina, Oklahoma and Virginia (refer to the DIRECTIONS FOR USE IN PEANUT section of this label). Maxunitech Flumioxazin 51% WG will provide residual control of these weeds at 2 oz./A (0.064 lb. a.i.) when applied under a cotton canopy.
- <sup>3</sup> Morningglory species are not adequately controlled on fine soils or soils with greater than 3% organic matter.

**Table 2. Weeds Suppressed by Residual Activity of Maxunitech Flumioxazin 51% WG Herbicide**

BROADLEAF WEED SPECIES		ORGANIC MATTER	OUNCES PER ACRE
COMMON NAME	SCIENTIFIC NAME		
Bristly Starbur	<i>Acanthospermum hispidum</i>	Up to 5%	2 to 3 (0.064 to 0.096 lb. a.i.)
Copperleaf, Hophornbeam	<i>Acalypha ostryifolia</i>		
Ragweed, Giant	<i>Ambrosia trifida</i>		
Russian Thistle	<i>Salsola iberica</i>		
Smartweeds			
Ladysthumb	<i>Polygonum persicaria</i>		
Pennsylvania	<i>Polygonum pennsylvanicum</i>		
Smellmelon[*]	<i>Cucumis melo</i>		
Velvetleaf	<i>Abutilon theophrasti</i>		
Wild Buckwheat	<i>Polygonum convolvulus</i>		
Wormwood, Biennial	<i>Artemisia biennis</i>		
<b>GRASS WEED SPECIES</b>			
Barnyardgrass	<i>Echinochloa crus-galli</i>		
Bluegrass, Annual	<i>Poa annua</i>		
Crabgrass, Large	<i>Digitaria sanguinalis</i>		
Foxtail, Giant	<i>Setaria faberi</i>		
Goosegrass	<i>Eleusine indica</i>		
Lovegrass, California	<i>Eragrostis diffusa</i>		
Panicums			
Fall	<i>Panicum dichotomiflorum</i>		
Texas	<i>Panicum texanum</i>		
Ryegrass, Italian[*]	<i>Lolium multiflorum</i>		
Signalgrass, Broadleaf	<i>Brachiaria platyphylla</i>		
Cheat	<i>Bromus secalinus</i>	Up to 5%	1.5 to 3 (0.048 to 0.096 lb. a.i.)
Downy Brome[*]	<i>Bromus tectorum</i>		

[\*] [Not for use in California.]



**DIRECTIONS FOR USE IN FALL AND SPRING PREPLANT BURNDOWN AND FALLOW  
SEEDBED PROGRAMS IN FIELD CORN, PEANUT AND SOYBEAN  
(Preemergence to Crop)**

[For Use in the States of Arizona, California and Hawaii Only]  
[Not For Use on Peanuts and Soybeans in California]

**RESTRICTIONS AND LIMITATIONS**

- **DO NOT** apply to frozen or snow covered soil.
- **DO NOT** perform any tillage operation after application or residual weed control will be reduced.
- Observe all rotational intervals prior to planting as listed in the "ROTATIONAL RESTRICTIONS" table.
- **DO NOT** apply more than 4 oz. of Maxunitech Flumioxazin 51% WG (0.128 lb. a.i.) per acre per single application.
- **DO NOT** apply more than 4 oz. of Maxunitech Flumioxazin 51% WG (0.128 lb. a.i.) per acre per year.
- **DO NOT** make more than one fall burndown and fallow seedbed application per year.
- **DO NOT** make more than one spring burndown application per year.
- **DO NOT** make more than 2 applications per year.

**FALL BURNDOWN AND FALLOW SEEDBED PROGRAMS**

Maxunitech Flumioxazin 51% WG [ at 2 to 4 oz/A (0.064 to 0.128 lb. a.i.)] can be used in the fall to provide residual weed control in fields that will be planted the following spring with field corn, peanut or soybean (refer to Rotational Restrictions table for rates and rotational intervals prior to planting). Weeds controlled by residual activity are listed in Table 1 (sections A and B), Broadleaf Weeds Controlled by Residual Activity of Maxunitech Flumioxazin 51% WG; Table 3, Weeds Controlled by Fall and Spring Preplant Burndown Programs; and Table 7, Weeds Controlled by Residual Activity of Maxunitech Flumioxazin 51% WG. If weeds have emerged at the time of application, use Maxunitech Flumioxazin 51% WG in combination with a labeled burndown herbicide. [Application must be made no earlier than October 15 in Region 2 or November 15 in Region 1 or when soil temperature falls below 50°F at a 2 inch depth to maintain residual weed control into the spring (April 1 in Region 1 and May 1 in Region 2) or up until planting, whichever comes first.] Maxunitech Flumioxazin 51% WG can be used in a fall burndown or fallow seedbed program [outside of Regions 1 and 2], however the length of residual control may be variable.

Abnormally warm or wet winters will reduce the length of weed control observed in the spring.

[Fall Application Regions:

Region 1: Alabama, Arkansas, Georgia, Kentucky, Mississippi, Oklahoma, Tennessee and Virginia

Region 2: Delaware, Kansas, Illinois, Indiana, Iowa, Maryland, Michigan, Minnesota, Missouri, Nebraska, North Dakota, Ohio, Pennsylvania, South Dakota, West Virginia and Wisconsin]

Weeds controlled by postemergence or residual activity are listed in Table 3. Preplant burndown treatment tank mixes and rates are:

<b>Herbicide</b>	<b>Rate</b>
<b>Program 1<sup>1</sup></b>	
<b>Maxunitech Flumioxazin 51% WG</b>	2 to 3 oz./A (0.064 to 0.096 lb. a.i.)
<b>Plus</b>	
glyphosate	0.5 to 1.0 lb. ai/A
<b>Plus</b>	
2,4-D LVE (2,4-D for use on preplant soybeans only)	0.5 to 1.0 ai/A (equivalent to 1 to 2 pt/A of 2,4-D 4 LVE)
<b>Plus</b>	
NIS + AMS	0.5% v/v + 17 lbs./100 gals of water

Or

<b>Program 2<sup>1</sup></b>	
<b>Maxunitech Flumioxazin 51% WG</b>	2 to 3 oz./A (0.064 to 0.096 lb. a.i.)
<b>Plus</b>	
glyphosate	0.5 to 1.0 lb. ai/A
<b>Plus</b>	
COC <sup>2</sup>	1pt/A

or NIS + AMS	or 0.5% v/v + 17 lbs/100 gals of water
-----------------	---

Or

<b>Program 3<sup>1</sup></b>	
<b>Maxunitech Flumioxazin 51% WG Plus</b>	2 to 3 oz./A (0.064 to 0.096 lb. a.i.)
2,4-D LVE (2,4-D for use on preplant soybeans only)	0.5 to 1.0 ai/A (equivalent to 1 to 2 pt/A of 2,4-D 4 LVE)
<b>Plus</b>	
COC	1 pt/A

<sup>1</sup> The labeled rate of Dicamba can be added to Programs 1, 2 & 3 to assist in the control of emerged broadleaves. Refer to dicamba label for rotational restrictions.

<sup>2</sup> Crop oil concentrate has been found to increase glyphosate burndown of emerged cutleaf evening-primrose and Carolina geranium.

**Table 3. Weeds Controlled by Fall and Spring Preplant Burndown Programs**

WEEDS CONTROLLED <sup>1</sup>		POSTEMERGENCE			RESIDUAL
COMMON NAME	SCIENTIFIC NAME	Program 1	Program 2	Program 3	
		Weeds 3 Inches or Less			
Chamomile, False	<i>Matricaria maritima</i>	Yes	Yes	No	Yes
Cheatgrass	<i>Bromus tectorum</i>	Yes	Yes	No	Yes
Chickweed, Common	<i>Stellaria media</i>	Yes	Yes	No	Yes
Chickweed, Mouseear	<i>Cerastium vulgatum</i>	Yes	Yes	No	Yes
Cockle, White	<i>Silene latifolie</i>	No	Yes	Yes	Yes
Dandelion	<i>Taraxacum officinale</i>	Yes	No	Yes <sup>2</sup>	Yes
Deadnettle, Purple	<i>Lamium purpureum</i>	Yes	Yes	Yes	Yes
Groundsel, Cressleaf	<i>Senecio glabellus</i>	Yes	Yes	-	Yes
Henbit	<i>Lamium amplexicaule</i>	Yes	Yes	Yes	Yes
Kochia	<i>Kochia scoparia</i>	Yes	Yes	Yes	Yes
Marestail/Horseweed	<i>Conyza canadensis</i>	Yes	Yes <sup>3</sup>	Yes	Yes
Mallow, Common	<i>Malva neglecta</i>	Yes	Yes	No	Yes
Prickly Lettuce	<i>Lactuca serriola</i>	Yes	Yes	Yes	Yes
Wormwood, Biennial	<i>Artemisia biennis</i>	Yes	Yes	Yes	Yes
		Weeds 12 Inches or Less			
Canola, Volunteer	<i>Brassica napus</i>	Yes	Yes	Yes	Yes
Carolina Geranium	<i>Geranium carolinianum</i>	Yes	Yes	Yes	-
Eveningprimrose, Cutleaf <sup>4</sup>	<i>Oenothera laciniata</i>	Yes	Yes	Yes	Yes
Flixweed	<i>Descurainia sophia</i>	Yes	Yes	Yes	Yes
Mustard, Tansy	<i>Descurainia pinnata</i>	Yes	Yes	Yes	Yes
Mustard, Wild	<i>Brassica kaber</i>	Yes	Yes	Yes	Yes
Shepherd's-purse	<i>Capsella bursa-pastoris</i>	Yes	Yes	Yes	Yes

<sup>1</sup> Refer to glyphosate and/or 2,4-D labels for additional weeds controlled and rotational restrictions.

<sup>2</sup> Use 1 lb ai/A of 2,4-D LVE for control of emerged dandelion.

<sup>3</sup> Program 2 will not control emerged glyphosate resistant marestail/horseweed.

<sup>4</sup> Use Program 1 to control cutleaf evening-primrose that are nearing 12 inches in height or are past the rosette stage. Use Programs 2 or 3 to control cutleaf evening-primrose that are 12 inches or less and in the rosette stage.

### SPRING BURNDOWN PROGRAMS

Maxunitech Flumioxazin 51% WG can be used in combination with labeled preplant burndown herbicides to assist in the postemergence burndown of emerged weeds and provide residual weed control prior to crop emergence. Weeds controlled by residual activity are listed in Table 1.

No-till planters that incorporate the soil during planting may result in decreased weed control in the row. Apply Maxunitech Flumioxazin 51% WG after planting peanuts and soybeans when these types of planters are used (within 3 days after planting

soybeans, within 2 days after planting peanuts and before the crop emerges). Maxunitech Flumioxazin 51% WG cannot be applied after planting field corn.

Maxunitech Flumioxazin 51% WG can be used [at 1 to 3 oz/A (0.032 to 0.096 lb. a.i.)] with labeled preplant burndown herbicides to enhance the speed of burndown and increase weed spectrum.

Maxunitech Flumioxazin 51% WG can be used [at 1 to 3 oz/A (0.032 to 0.096 lb. a.i.)] [1 to 2 oz/A (0.032 to 0.064 lb. a.i.)] in field corn, peanut and soybean burndown programs. See "DIRECTIONS FOR USE IN FIELD CORN", "DIRECTIONS FOR USE IN PEANUT", and "DIRECTIONS FOR USE IN SOYBEAN" for more information.

## **DIRECTIONS FOR USE IN FALL AND SPRING BURNDOWN PROGRAMS IN COTTON AND SUGARCANE**

[For Use in the States of Arizona, California and Hawaii Only]  
[Not For Use on Sugarcane in California]

### **RESTRICTIONS AND LIMITATIONS**

- **DO NOT** apply to frozen or snow covered soil.
- **DO NOT** perform any tillage operation after application or residual weed control will be reduced.
- A minimum of 30 days must pass, and 1 inch of rainfall/irrigation must occur, between Maxunitech Flumioxazin 51% WG application and planting of conventionally tilled cotton.
- A minimum of 14 days must pass, and 1 inch of rainfall/irrigation must occur, between Maxunitech Flumioxazin 51% WG application and planting of no-till or strip-till cotton when a Maxunitech Flumioxazin 51% WG rate of 1 oz./A (0.032 lb. a.i.) is used and 21 days when a Maxunitech Flumioxazin 51% WG rate of 1.5 to 2 oz./A (0.048 to 0.064 lb. a.i.) is used. The field must contain the stubble from the previous crop.
- **DO NOT** apply more than 4 oz. of Maxunitech Flumioxazin 51% WG (0.128 lb a.i.) per acre per single application.
- **DO NOT** apply more than 4 oz. of Maxunitech Flumioxazin 51% WG (0.128 lb. a.i.) per acre per year.
- **DO NOT** make more than one fall burndown application per year.
- **DO NOT** make more than one spring burndown application per year.
- **DO NOT** make more than 2 applications per year.

Maxunitech Flumioxazin 51% WG can be used at 1 to 2 oz./A (0.032 to 0.064 lb. a.i.) with labeled burndown herbicides to enhance the speed of burndown and increase weed spectrum. Maxunitech Flumioxazin 51% WG can be applied as part of a burndown application to sugarcane until cane emergence. Observe all rotational intervals prior to planting as listed in the "ROTATIONAL RESTRICTIONS" table. Refer to most restrictive label for minimum interval between application and planting.

### **FALL BURNDOWN PROGRAMS**

Maxunitech Flumioxazin 51% WG [at 2 to 4 oz./A (0.064 to 0.128 lb. a.i.)] can be used in the fall to provide residual weed control in fields that will be planted the following spring with cotton or sugarcane (refer to Rotational Restrictions table for rates and rotational intervals prior to planting). Weeds controlled by residual activity are listed in Table 1 and Table 7. If weeds have emerged at the time of application, use Maxunitech Flumioxazin 51% WG in combination with a labeled burndown herbicide. [Application must be made no earlier than October 15 in Region 2 or November 15 in Region 1 or when soil temperature falls below 50°F at a 2 inch depth to maintain residual weed control into the spring (April 1 in Region 1 and May 1 in Region 2) or up until planting, whichever comes first.] [Maxunitech Flumioxazin 51% WG can be used in a fall burndown or fallow seedbed program outside of Regions 1 and 2.]

Abnormally warm or wet winters will reduce the length of weed control observed in the spring.

### **SPRING BURNDOWN PROGRAMS**

Maxunitech Flumioxazin 51% WG [at 1 to 2 oz./A (0.032 to 0.064 lb. a.i.)] can be used in combination with labeled preplant burndown herbicides to assist in the postemergence burndown of emerged weeds and provide residual weed control prior to crop emergence in fields that will be planted with cotton or sugarcane. Weeds controlled by residual activity are listed in Table 1.

No-till planters that incorporate the soil during planting may result in decreased weed control in the row.

## **DIRECTIONS FOR USE IN FALL AND SPRING BURNDOWN PROGRAMS IN RICE, SORGHUM, SUNFLOWER, TOBACCO AND WHEAT (Preplant to Crop)**

[For Use in the States of Arizona, California and Hawaii Only]

## RESTRICTIONS

- **DO NOT** apply to frozen or snow-covered soil.
- **DO NOT** perform any tillage operation after application or residual weed control will be reduced.
- A minimum of 30 days must pass, and 1 inch of rainfall/irrigation must occur, between Maxunitech Flumioxazin 51% WG application and planting of rice, sorghum, sugarcane, sunflowers, tobacco or wheat. Refer to most restrictive label for minimum interval between application and planting.
- **DO NOT** apply more than 4 oz. of Maxunitech Flumioxazin 51% WG (0.128 lb. a.i.) per acre.
- **DO NOT** make more than one fall burndown application per year.
- **DO NOT** make more than one spring burndown application per year.
- **DO NOT** make more than 2 applications per year.
- **DO NOT** apply more than 4 oz. of Maxunitech Flumioxazin 51% WG (0.128 lb a.i.) per acre per year.

Maxunitech Flumioxazin 51% WG can be used at 1 to 2 oz./A (0.032 to 0.064 lb. a.i.) with labeled burndown herbicides to enhance the speed of burndown and increase weed spectrum. Observe all rotational intervals prior to planting as listed in the "ROTATIONAL RESTRICTIONS" table.

## FALL BURNDOWN PROGRAMS

Maxunitech Flumioxazin 51% WG can be used in combination with labeled burndown programs to control emerged weeds and provide residual weed control in fields that will be planted the following spring (refer to Rotational Restrictions table for rates and rotational intervals prior to planting). [Application must be made no earlier than October 15 in Region 2 or November 15 in Region 1 or when soil temperature falls below 50°F at a two inch depth to maintain residual weed control into the spring.]

Abnormally warm winters may reduce the length of weed control observed in the spring.

## SPRING BURNDOWN PROGRAMS

Maxunitech Flumioxazin 51% WG can be used in combination with labeled burndown programs to control emerged weeds and provide residual weed control prior to crop emergence. Weeds controlled by residual activity are listed in Table 1 Section A. Crops that will be planted following application must be in compliance with the rotational interval listed in the "Rotational Restriction" table above.

No-till planters that incorporate the soil during planting may result in decreased weed control in the row.

## DIRECTIONS FOR USE IN FALL BURNDOWN PROGRAMS IN FIELDS TO BE PLANTED TO BARLEY, FIELD PEA, FLAX, LENTIL, SAFFLOWER, SUNFLOWER AND SPRING WHEAT (Preplant to Crop)

[For Use in the States of Arizona, California and Hawaii Only]

### RESTRICTIONS

- **DO NOT** apply to frozen or snow-covered soil.
- **DO NOT** perform any tillage operation after application or residual weed control will be reduced.
- Maxunitech Flumioxazin 51% WG can be mixed with 2,4-D and/or glyphosate formulations labeled for burndown programs (preplant to crop) in accordance with the most restrictive label limitations and precautions. Labeled application rates cannot be exceeded. **DO NOT** mix Maxunitech Flumioxazin 51% WG with any product containing a label prohibition against such mixing.
- **DO NOT** apply more than 4 oz. of Maxunitech Flumioxazin 51% WG (0.128 lb a.i.) per acre per single application.
- **DO NOT** apply more than 4 oz. of Maxunitech Flumioxazin 51% WG (0.128 lb. a.i.) per acre per year.
- **DO NOT** make more than one fall burndown application per year.

Observe all rotational intervals prior to planting as listed in the "ROTATIONAL RESTRICTIONS" table.

## FALL BURNDOWN PROGRAMS

Maxunitech Flumioxazin 51% WG can be used [at 2 to 4 oz./A (0.064 to 0.128 lb. a.i.)] with labeled burndown herbicides to enhance the speed of burndown, increase weed spectrum and provide residual weed control of the weeds listed in Table 3 until the following spring. Rotational intervals must be followed for crop to be planted in the spring following the fall Maxunitech Flumioxazin 51% WG application. Refer to most restrictive label for minimum interval between application and planting.

## DIRECTIONS FOR USE IN FALLOW LAND

[For Use in the States of Arizona, California and Hawaii Only]

### RESTRICTIONS

- **DO NOT** apply more than 4 oz. of Maxunitech Flumioxazin 51% WG (0.128 lb. a.i.) per single application.
- **DO NOT** apply more than 4 oz. of Maxunitech Flumioxazin 51% WG (0.128 lb. a.i.) per acre per year.
- **DO NOT** make more than one fall fallow field application per year.

- **DO NOT** make more than one spring fallow field application per year.
- **DO NOT** make more than 2 applications per year.

Maxunitech Flumioxazin 51% WG may be used as a preemergence fallow treatment. Weeds controlled by residual activity are listed in Table 1.

Maxunitech Flumioxazin 51% WG[ at 2 to 4 oz./A, (0.064 to 0.128 lb. a.i.)] can be used in the fall to provide residual weed control in fallow fields (refer to Rotational Restrictions table for rates and rotational intervals prior to planting). If weeds have emerged at the time of application, use Maxunitech Flumioxazin 51% WG in combination with a labeled fallow herbicide. [Application must be made no earlier than October 15 in Region 2 or November 15 in Region 1 or when soil temperature falls below 50°F at a 2 inch depth to maintain residual weed control into the spring (April 1 in Region 1 and May 1 in Region 2).] Abnormally warm or wet winters will reduce the length of weed control observed in the spring.

Maxunitech Flumioxazin 51% WG[ at 1 to 4 oz./A (0.032 to 0.128 lb. a.i.)] can be used in spring in combination with labeled burndown herbicides to control emerged weeds and provide residual weed control.

## **DIRECTIONS FOR USE IN ESTABLISHED ALFALFA**

### **RESTRICTIONS**

- **DO NOT** apply more than 4 oz. of Maxunitech Flumioxazin 51% WG (0.128 lb. a.i.) per acre per application.
- **DO NOT** apply more than 8 oz. of Maxunitech Flumioxazin 51% WG (0.255 lb. a.i.) per acre per year.
- **DO NOT** make more than 2 applications per year.
- **DO NOT** make a sequential Maxunitech Flumioxazin 51% WG application within 60 days of the first Maxunitech Flumioxazin 51% WG application.
- **DO NOT** apply to alfalfa with greater than 6 inches of growth. Application will result in burning of treated leaves and stems.
- **DO NOT** apply within 25 days of harvest or grazing.
- Only apply with an adjuvant or tank mix with products formulated as an emulsifiable concentrate "EC" when targeting control of emerged weeds (crop burn and/or stunting must be expected and accepted if Maxunitech Flumioxazin 51% WG is used with an adjuvant, a tank mix partner formulated as an emulsifiable concentrate (EC) or a tank mix partner formulated with an adjuvant.)
- **DO NOT** use on intended mixed alfalfa-grass stands.
- Application with paraquat can be used to burndown winter annuals prior to winter dormant period.

### **TIMING TO ALFALFA**

Maxunitech Flumioxazin 51% WG may be applied to established alfalfa with a maximum amount of growth of 6 inches or less for the preemergence control of the weeds listed in Table 7, Weeds Controlled by Residual Activity of Maxunitech Flumioxazin 51% WG. Established alfalfa is defined as alfalfa planted in the fall or spring which has gone through a first cutting/mowing. Application to alfalfa with greater than 6 inches of growth may result in unacceptable crop injury.

For control of winter annual weeds: the best timing for preemergence control is in the fall immediately after the last cutting or sheepling-off has occurred.

For control of summer annual weeds: the best timing for preemergence control is in the spring prior to alfalfa growth and before 6 inches of growth.

### **TIMING TO WEEDS**

#### **Preemergence - Preemergence to Weeds**

Apply Maxunitech Flumioxazin 51% WG before alfalfa growth exceeds 6 inches in height for the preemergence control of weeds listed in Table 7, Weeds Controlled by Residual Activity of Maxunitech Flumioxazin 51% WG. Make applications as soon as possible after cutting and removing alfalfa to minimize injury to alfalfa growth.

#### **Postemergence Dodder Suppression [\*]**

Apply Maxunitech Flumioxazin 51% WG at 4 oz. per acre (0.128 lb. a.i.) with an adjuvant for postemergence suppression of dodder. Tank mixes with imazethapyr, ammonium salt or imazamox will increase control.

[\*][Not for use in California.]

## **DIRECTIONS FOR USE IN ARTICHOKE**

### **RESTRICTIONS AND LIMITATIONS**

- **DO NOT** apply more than 4 oz./A of Maxunitech Flumioxazin 51% WG (0.128 lb. a.i.) per acre per application on annual or perennial artichoke varieties after new planting.
- **DO NOT** apply more than 6 oz./A of Maxunitech Flumioxazin 51% WG (0.191 lb. a.i.) per acre per application on perennial artichoke varieties after cutback.
- **DO NOT** apply more than 6 oz. of Maxunitech Flumioxazin 51% WG (0.191 lb. a.i.) per acre per year.



- **DO NOT** make more than 1 application per year.
- Application to artichoke foliage may result in unacceptable crop injury.

#### **TIMING TO ARTICHOKE**

**Annual Varieties:** Maxunitech Flumioxazin 51% WG may be applied to artichoke beds prior to transplanting. Application of Maxunitech Flumioxazin 51% WG must be made to the beds no later than 2 days prior to transplanting. Irrigation or rainfall after transplanting is necessary to activate Maxunitech Flumioxazin 51% WG. **DO NOT** irrigate the Maxunitech Flumioxazin 51% WG transplanting. Heavy irrigation or rainfall may result in crop injury. The injury is usually transitory and the plants will quickly grow out of the crop damage. Take care to minimize soil disturbance during transplanting, as preemergence weed control will decrease as soil disturbance increases.

**Perennial Varieties:** Maxunitech Flumioxazin 51% WG may be applied to artichokes after planting of crown pieces of "cut back" of mature plants. Applications of Maxunitech Flumioxazin 51% WG must be made within 2 days after planting or cut back and prior to artichoke emergence. Application after the artichokes have begun to crack, or are emerged, will result in crop injury. Application may not be made when artichokes have begun to emerge (cracking).

#### **TIMING TO WEEDS**

##### **Pre-plant (annual)/Preemergence (perennial) to Artichokes - Preemergence to Weeds**

Apply Maxunitech Flumioxazin 51% WG pre-plant to annual artichokes for preemergence control of the weeds. For perennial artichokes apply before cracking for preemergence control of weeds. Make application prior to weed emergence. A post-emergence herbicide may be necessary to control emerged weeds. Maxunitech Flumioxazin 51% WG may be applied to annual or perennial artichokes as specified above for preemergence control of weeds listed in Table 7, Weeds Controlled by Residual Activity of Maxunitech Flumioxazin 51% WG.

### **DIRECTIONS FOR USE IN ESTABLISHED ASPARAGUS**

#### **RESTRICTIONS**

- **DO NOT** apply more than 6 oz. of Maxunitech Flumioxazin 51% WG (0.191 lb. a.i.) per acre per application.
- **DO NOT** apply more than 6 oz. of Maxunitech Flumioxazin 51% WG (0.191 lb. a.i.) per acre per year.
- **DO NOT** make more than 1 application per year.
- Apply only to dormant asparagus no less than 14 days before spears emerge. Application to non-dormant asparagus may result in unacceptable crop injury.
- [**DO NOT** work soil within 60 days prior to application in the spring. Soil can be worked after spear harvest in preparation for Maxunitech Flumioxazin 51% WG application prior to fern emergence. Treated soil that is splashed onto the ferns may result in spotting.]

#### **TIMING TO ASPARAGUS - Dormant**

Maxunitech Flumioxazin 51% WG may be applied to dormant asparagus for preemergence control of the weeds listed in Table 10, Weeds Controlled by Preemergence Application of Maxunitech Flumioxazin 51% WG. Application to non-dormant asparagus will result in unacceptable crop injury. Make applications no less than two weeks prior to spear emergence and must be sprinkler or rainfall incorporated with 0.5 to 0.75 inches of water or some scoring may result.

#### **TIMING TO ASPARAGUS - Post Harvest**

Apply Maxunitech Flumioxazin 51% WG after the final harvest of the season, but prior to fern emergence, for preemergence control of the weeds listed in Table 10, Weeds Controlled by Preemergence Application of Maxunitech Flumioxazin 51% WG. Application after fern emergence will result in unacceptable crop injury. Apply no less than two weeks prior to fern emergence and must be sprinkler or rainfall incorporated with 0.5 to 0.75 inches of water. Add a burndown tank mix partner for the control of emerged weeds labeled for asparagus in accordance with the most restrictive labeled limitations and precautions.

#### **TIMING TO WEEDS**

##### **Burndown - Dormant Asparagus, Postemergence to Weeds**

Maxunitech Flumioxazin 51% WG may be used for residual weed control, as well as to assist in postemergence burndown of many annual and perennial weeds where asparagus is dormant. For control of emerged weeds, tank mix Maxunitech Flumioxazin 51% WG with paraquat. Refer to paraquat label for specified rate and application parameters. To ensure thorough coverage, use a minimum of 15 gals. of spray solution per acre. Maxunitech Flumioxazin 51% WG tank mixes applied to assist in the control of emerged weeds must be applied with a non-ionic surfactant at 0.25% v/v. A spray grade nitrogen source (either ammonium sulfate at 2 to 2.5 lbs./A or 28 to 32% nitrogen solution at 1 to 2 qts./A) may be added to increase herbicidal activity.

##### **Burndown - After Last Harvest of Season, Postemergence to Weeds**

Use Maxunitech Flumioxazin 51% WG for residual weed control and to assist in postemergence burndown for many annual and perennial weeds where asparagus harvest has been completed for the year. For control of emerged weeds, use a labeled tank mix partner with activity on the emerged weeds.

**Preemergence - Dormant Asparagus or After Last Harvest of Season, Preemergence to Weeds**

Apply Maxunitech Flumioxazin 51% WG to dormant asparagus for the preemergence control of weeds listed in Table 10, Weeds Controlled by Preemergence Application of Maxunitech Flumioxazin 51% WG.

**DIRECTIONS FOR USE IN BRASSICA HEAD AND STEM VEGETABLE GROUP 5-16[\*]**

Includes: Broccoli; Brussels Sprouts; Cabbage; Cabbage, Chinese, napa; Cauliflower, cultivars, varieties, and/or hybrids of these.

[\*][NOT FOR USE IN CALIFORNIA]

**[FOR DISTRIBUTION AND USE ONLY WHERE THIRD PARTY INDEMNIFICATION IS IN EFFECT] ROW**

**MIDDLES**

**RESTRICTIONS**

- **DO NOT** apply after crops are transplanted.
- **DO NOT** apply more than 3 oz. of Maxunitech Flumioxazin 51% WG (0.096 lb. a.i.) per acre per application. For Cabbage **DO NOT** apply more than 4 oz. of Maxunitech Flumioxazin 51% WG (0.128 lb. a.i.) per acre per application.
- **DO NOT** apply more than 6 oz. of Maxunitech Flumioxazin 51% WG (0.191 lb. a.i.) per acre per year. For Cabbage, **DO NOT** apply more than 8 oz. of Maxunitech Flumioxazin 51% WG (0.255 lb. a.i.) per acre per year.
- **DO NOT** make more than 2 applications per year.
- Minimum Retreatment Interval: 30 days.

**PRECAUTIONS**

- Maxunitech Flumioxazin 51% WG can only be applied in row middles between raised plastic mulched beds that are at least **4 inches higher** than the treated row middle and the mulched bed must have a **minimum of a 24- inch bed width**.
- Spray must remain between raised beds and contact no more than the bottom 1 inch of the side of the raised bed.
- All applications must be made with shielded or hooded equipment.
- Efficacy will be reduced if Maxunitech Flumioxazin 51% WG is applied to areas of standing water within the row middles.
- Injury can occur if soil particles treated with Maxunitech Flumioxazin 51% WG contact the crop.
- Irrigate treated field after application and prior to transplanting with minimum of ¼ inch of water if rainfall does not occur between application and transplanting.

**TIMING TO CROP**

Maxunitech Flumioxazin 51% WG may be applied at 3 oz (0.096 lb. a.i.) per acre (except cabbage may be applied at 4 oz./A (0.128 lb. a.i.)) as a shielded or hooded application to row middles after plastic is laid up to transplanting or seeding. Transplanting or seeding can take place any time after spray has dried. Spray must be applied to the row middle and contact no more than approximately the bottom 1 inch of the side of the raised bed. If the top of the mulch beds (where plants are to be transplanted) is contacted, severe injury can occur due to foliage contact with treated plastic.

**WEED CONTROL AND TANK MIXING**

Maxunitech Flumioxazin 51% WG provides preemergence residual control of the weeds listed in Table 7, Weeds Controlled by Residual Activity of Maxunitech Flumioxazin 51% WG, as well as to assist in the postemergence control of emerged weeds. A registered preemergence grass herbicide may be added for control of additional grassy weeds. For control of emerged weeds, tank mix Maxunitech Flumioxazin 51% WG with paraquat, carfentrazone-ethyl, glyphosate, or other registered burndown herbicide. Refer to tank mix partner label for specified rates and application parameters.

**DIRECTIONS FOR USE ON CACTUS (PRICKLY PEAR) [\*]**

[\*][NOT FOR USE IN CALIFORNIA]

**RESTRICTIONS**

- **DO NOT** apply more than 12 oz. of Maxunitech Flumioxazin 51% WG (0.383 lb. a.i.) per acre per application.
- **DO NOT** apply more than 12 oz. of Maxunitech Flumioxazin 51% WG (0.383 lb. a.i.) per acre per year.
- **DO NOT** make more than 2 applications per year.
- Use a maximum Maxunitech Flumioxazin 51% WG rate of 6 oz./A (0.191 lb. a.i.) per application on any soil that has a sand plus gravel content over 80% if plants are less than 3 years of age.
- Two applications of 6 oz./A (0.191 lb. a.i.) in a 12 month period can still be made as long as there have been 60 days between applications.
- **DO NOT** apply to farm alleys or roads where traffic may result in treated dust settling onto crops or other desirable vegetation.
- **DO NOT** mow treated areas. Dust created by mowing may drift onto desirable vegetation resulting in injury.
- **DO NOT** apply within 60 days prior to harvest.



- **DO NOT** apply to plants established less than one year.
- Raise mower height during all mowing to reduce dust. Dust created by mowing can drift onto desirable vegetation resulting in injury.
- Follow the most restrictive label limitations and precautions of the tank mix product(s) being used.
- Avoid direct or indirect spray contact to foliage.

Apply Maxunitech Flumioxazin 51% WG as a uniform broadcast application to the plantation floor or as a uniform band directed at the base of the cactus. The preferred application timing for Maxunitech Flumioxazin 51% WG is in the fall to maximize the potential for rainfall to activate and set the herbicide. **DO NOT** apply over the top of crop or allow spray to come in contact with crop as a result of application or drift.

### **Preemergence Application**

Apply 6 to 12 oz. (0.191 to 0.383 lb ai/A) of Maxunitech Flumioxazin 51% WG per broadcast acre as a preemergence application. Maxunitech Flumioxazin 51% WG applications must be made prior to weed emergence for control of weeds listed in Table 10, Weeds Controlled by Preemergence Application of Maxunitech Flumioxazin 51% WG. Make preemergence (to weed emergence) applications of Maxunitech Flumioxazin 51% WG to a weed-free soil surface. Preemergence application of Maxunitech Flumioxazin 51% WG must be completed prior to weed emergence. Moisture is necessary to activate Maxunitech Flumioxazin 51% WG on soil for residual weed control. Dry weather following application of Maxunitech Flumioxazin 51% WG may reduce effectiveness. However, when adequate moisture is received after dry conditions, Maxunitech Flumioxazin 51% WG will control susceptible germinating weeds.

### **[Postemergence Application**

Apply 6 to 12 oz. (0.191 to 0.383 lb ai/A) of Maxunitech Flumioxazin 51% WG per broadcast acre plus an adjuvant (0.25% v/v non-ionic surfactant or 1 qt/A crop oil concentrate). The addition of an adjuvant enhances Maxunitech Flumioxazin 51% WG activity on emerged weeds. Thorough spray coverage is necessary to maximize the postemergence activity of Maxunitech Flumioxazin 51% WG.

Refer to Table 13, Broadleaf Weeds Controlled by Residual Activity of Maxunitech Flumioxazin 51% WG for weeds controlled by the residual activity of Maxunitech Flumioxazin 51% WG. Maxunitech Flumioxazin 51% WG may be tank mixed with a labeled burndown herbicide for control of the emerged weeds.

Residual weed control will be reduced if vegetation prevents the Maxunitech Flumioxazin 51% WG from reaching the soil surface. If vegetation is heavy, it is advised to use a burndown herbicide with Maxunitech Flumioxazin 51% WG and make a sequential Maxunitech Flumioxazin 51% WG application prior to the emergence of new weeds.]

### **Carrier Volume and Spray Pressure**

To ensure thorough coverage in burndown applications, use a minimum of 15 gallons of spray solution per acre. Use higher gallonage if dense vegetation or heavy crop residue is present.

Nozzle selection must meet manufacturer's gallonage and pressure specifications.

### **Banded Application**

Rates listed in Table 13, Weeds Controlled by Postemergence Activity of Maxunitech Flumioxazin 51% WG Tank Mixes, refer to a broadcast application covering the entire acre. Refer to the Band Application table in Use Information Section to calculate amount needed per acre when making a banded application

## **DIRECTIONS FOR USE IN CELERY**

[For Use in the States of [California], [Michigan] and [Wisconsin] Only]

### **RESTRICTIONS**

- **DO NOT** apply more than 3 oz. of Maxunitech Flumioxazin 51% WG (0.096 lb. a.i.) per acre during a pre-transplant application.
- [In the state of California, use as a pre-transplant application only.]
- **DO NOT** apply more than 3 oz. of Maxunitech Flumioxazin 51% WG (0.096 lb. a.i.) per acre during a post-transplant application.
- **DO NOT** apply more than 3 oz. of Maxunitech Flumioxazin 51% WG (0.096 lb. a.i.) per acre per year.
- **DO NOT** make more than 1 application per year.
- **DO NOT** use with an adjuvant.
- Post-transplant applications must be made between 3 to 7 days following transplanting.
- **DO NOT** apply as part of a tank mix.

### **TIMING TO CELERY**

Apply Maxunitech Flumioxazin 51% WG at 3 oz/A (0.096 lb. a.i.) prior to transplanting, or between 3 and 7 days following transplanting, for preemergence control of the weeds listed in Table 1, Broadleaf Weeds Controlled by Residual Activity of Maxunitech Flumioxazin 51% WG.

**TIMING TO WEEDS**

Use Maxunitech Flumioxazin 51% WG prior to weed emergence for residual control.

**It is the pesticide user's responsibility to ensure that all products are registered for the intended use. Read and follow the applicable restrictions and limitations and directions for use on all product labels involved in tank mixing. Users must follow the most restrictive directions for use and precautionary statements of each product in the tank mixture. Maxunitech Flumioxazin 51% WG, when applied according to label use directions, will control the weeds listed in Table 1, Broadleaf Weeds Controlled by Residual Activity of Maxunitech Flumioxazin 51% WG. This label makes no claims concerning control of other weed species.**

**DIRECTIONS FOR USE IN COTTON**

[For Use in the States of Arizona, California and Hawaii Only]

**RESTRICTIONS**

- **DO NOT** apply more than 2 oz. of Maxunitech Flumioxazin 51% WG (0.064 lb. a.i.) per acre per application.
- **DO NOT** apply more than 4 oz. of Maxunitech Flumioxazin 51% WG (0.128 lb. a.i.) per acre per year.
- **DO NOT** make more than 2 applications per year.
- **DO NOT** make a sequential Maxunitech Flumioxazin 51% WG application within 30 days of the first Maxunitech Flumioxazin 51% WG application.
- **DO NOT** apply within 60 days of harvest.

**ENVIRONMENTAL CONDITIONS AND BIOLOGICAL PERFORMANCE**

**Hooded, Shielded and Layby Application**

For best results, apply Maxunitech Flumioxazin 51% WG to actively growing weeds within the growth stages indicated in this label. Applying Maxunitech Flumioxazin 51% WG under conditions that **DO NOT** promote active weed growth will reduce herbicide effectiveness. **DO NOT** apply Maxunitech Flumioxazin 51% WG when the crop or weeds are under stress due to drought, excessive water, extremes in temperature, disease or low humidity. Weeds under stress tend to become less susceptible to herbicidal action. Maxunitech Flumioxazin 51% WG is most effective when applied under sunny conditions at temperatures above 65°F.

Maxunitech Flumioxazin 51% WG is rainfast one hour after application. Applications must not be made if rain is expected within one hour of application or postemergence efficacy may be reduced. Rainfall within one hour of application will not adversely affect residual activity.

**HERBICIDE RATE**

**Hooded, Shielded and Layby Application**

For postemergence weed control, apply Maxunitech Flumioxazin 51% WG through a hooded or shielded sprayer or at layby, at 2 oz/A (0.064 lb. a.i.), in combinations with MSMA or at 1 to 2 oz/A (0.032 to 0.064 lb. a.i.) in combination with glyphosate, to assist in the control of weeds listed in Table 4. Residual weed control can also be obtained through hooded, shielded and layby application of Maxunitech Flumioxazin 51% WG. Weeds that are controlled through residual activity of Maxunitech Flumioxazin 51% WG are listed in Table 1. Weeds that are suppressed by residual activity of Maxunitech Flumioxazin 51% WG are listed in Table 2.

**Table 4. Emerged Broadleaf Weeds Controlled by Hooded, Shielded and Layby Application of Maxunitech Flumioxazin 51% WG Tank Mixes with Glyphosate or MSMA in Cotton**

BROADLEAF WEED SPECIES		WEED HEIGHT (inches) 2 oz./A (0.064 lb. a.i.)
COMMON NAME	SCIENTIFIC NAME	
Bindweed, Field <sup>1</sup>	<i>Convolvulus arvensis</i>	4
Carpetweed	<i>Mollugo verticillata</i>	4
Chickweed, Common	<i>Stellaria media</i>	4
Cocklebur, Common	<i>Xanthium strumarium</i>	4
Florida Beggarweed	<i>Desmodium tortuosum</i>	2

Hemp Sesbania	<i>Sesbania exaltata</i>	6
Jimsonweed	<i>Datura stramonium</i>	4
Lambsquarters, Common	<i>Chenopodium album</i>	4
Morningglories		
Entireleaf	<i>Ipomoea hederacea</i> var. <i>integriuscula</i>	4
Ivyleaf	<i>Ipomoea hederacea</i>	4
Pitted	<i>Ipomoea lacunose</i>	4
Red	<i>Ipomoea coccinea</i>	4
Tall	<i>Ipomoea purpurea</i>	2
Mustard, Wild	<i>Brassica kaber</i>	6
Nightshades		
Black	<i>Solanum nigrum</i>	4
Eastern Black	<i>Solanum ptycanthum</i>	4
Hairy	<i>Solanum sarrachoides</i>	4
Pigweeds		
Palmer Amaranth	<i>Amaranthus palmeri</i>	4
Redroot	<i>Amaranthus retroflexus</i>	4
Smooth	<i>Amaranthus hybridus</i>	4
Plaintain, Broadleaf	<i>Plantago major</i>	6
Prickly Sida (Teaweed)	<i>Sida spinosa</i>	4
Purslane, Common	<i>Portulaca oleracea</i>	2
Ragweeds		
Common	<i>Ambrosia artemisiifolia</i>	2
Giant	<i>Ambrosia trifida</i>	4
Rice Flatsedge	<i>Cyperus iria</i>	2
Sicklepod	<i>Senna obtusifolia</i>	4
Smartweeds		
Ladysthumb	<i>Polygonum persicaria</i>	4
Pale	<i>Polygonum lapathifolium</i>	4
Pennsylvania	<i>Polygonum pennsylvanicum</i>	4
Spotted Spurge	<i>Euphorbia maculata</i>	4
Velvetleaf	<i>Abutilon theophrasti</i>	4
Venice Mallow	<i>Hibiscus trionum</i>	2
Waterhemp		
Common	<i>Amaranthus rudis</i>	2
Tall	<i>Amaranthus tuberculatus</i>	2

<sup>1</sup> Maxunitech Flumioxazin 51% WG tank mixes will control the above ground portion of field bindweed. Repeated applications will be needed to control regrowth.

## CARRIER VOLUME AND SPRAY PRESSURE

### Hooded, Shielded and Layby Application

To ensure thorough coverage in hooded, shielded and layby applications, use 15 to 30 gals spray solution per treated acre. Use 20 to 30 gals per treated acre under heavy weed pressure. Nozzle selection must meet manufacturer's gallonage and pressure specifications for application method being used. **DO NOT** use "Flood Jet" nozzles, as they tend to increase the chance of crop injury.

## ADDITIVES

### Hooded, Shielded and Layby Application

Weed control from hooded, shielded or layby application of Maxunitech Flumioxazin 51% WG in cotton requires the addition of an agronomically approved non-ionic surfactant to the spray mixture. Non-ionic surfactant must contain at least 80% active ingredient. Verify mixing compatibility qualities by a jar test. **The use of crop oil concentrates, methylated seed oils, organo-silicant surfactants or products containing these ingredients, may result in severe crop injury and must not be used.**

## APPLICATION EQUIPMENT

Apply Maxunitech Flumioxazin 51% WG tank mixes, with ground equipment using standard commercial sprayers equipped with nozzles designed to deliver the desired spray pressure and spray volume. Use only application equipment that is clean and in

good repair. Nozzles must meet manufacturer's specifications for spray pattern and placement on spray boom and must be checked frequently for accuracy.

**TIMING TO COTTON**

**Hooded and Shielded Application**

Maxunitech Flumioxazin 51% WG tank mixes may be applied with a hooded or shielded sprayer after cotton has reached a minimum of 6 inches in height. All nozzles must be under the hood or behind the shield to ensure no spray solution comes in contact with the cotton. **Care must be taken to ensure the spray solution or drift does not come in contact with the cotton or severe crop injury can occur.**

**Layby Application**

Layby application of Maxunitech Flumioxazin 51% WG tank mixes may be made once cotton has reached a minimum of 16 inches in height. Cotton that is smaller than 16 inches in height may be injured by Maxunitech Flumioxazin 51% WG applications. Maxunitech Flumioxazin 51% WG application must be directed to the lower 2 inches of the cotton stem to avoid crop injury.

**TIMING TO WEEDS**

Maxunitech Flumioxazin 51% WG tank mix application must be made to weeds within the height range given in Table 4.

**TANK MIXES**

Maxunitech Flumioxazin 51% WG must be tank mixed with one of the herbicides listed in Table 5 for postemergence control of the weeds listed in Table 4.

**Table 5. Tank Mixes with Maxunitech Flumioxazin 51% WG for Hooded, Shielded and/or Layby Use in Cotton**

TANK MIX PARTNER	TARGET WEEDS	HOODED AND SHIELDED	LAYBY
glyphosate	Perennial Grasses and Broadleaves	X	X <sup>1</sup>
MSMA	Annual Grasses Yellow Nutsedge	X	X

<sup>1</sup> For use only in cotton with the Roundup Ready gene.

**DIRECTIONS FOR USE IN CUCURBIT VEGETABLES[\*]**

[\*][NOT FOR USE IN CALIFORNIA]

**Cucurbit Vegetables (Crop Group 9) including:** chayote (fruit); Chinese Waxgourd (Chinese preserving melon); citron melon; cucumber; gherkin; gourd; edible (includes hyotan, cucuzza, hechima, Chinese okra); Momordica spp. (includes balsam apple, balsam pear, bittermelon, Chinese cucumber); muskmelon (includes cantaloupe); pumpkin; squash, summer; squash, winter (includes butternut squash, calabaza, hubbard squash, acorn squash, spaghetti squash); watermelon

Many weather-related factors, including high wind or heavy rains or cool conditions at or near crop transplanting, may result in crop injury in fields treated with this product. On occasion, this has resulting in a delay in maturity.

**It is the pesticide user's responsibility to ensure that all products are registered for the intended use. Read and follow the applicable restrictions and limitations and directions for use on all product labels involved in tank mixing. Users must follow the most restrictive directions for use and precautionary statements of each product in the tank mixture. Maxunitech Flumioxazin 51% WG, when applied according to label use directions, will control the weeds listed in Table 7, Weeds Controlled by Residual Activity of Maxunitech Flumioxazin 51% WG. This label makes no claims concerning control of other weed species.**

**RESTRICTIONS**

- **DO NOT** apply more than 4 oz. of Maxunitech Flumioxazin 51% WG (0.128 lb. a.i.) per acre per application.
- **DO NOT** apply more than 8 oz. of Maxunitech Flumioxazin 51% WG (0.255 lb. a.i.) per acre per year.
- **DO NOT** make more than 2 applications per year.
- Minimum Retreatment Interval: 30 days.

**[FOR DISTRIBUTION AND USE ONLY WHERE THIRD PARTY INDEMNICATION IS IN EFFECT] ROW MIDDLES**

**RESTRICTIONS**

- **DO NOT** use with an adjuvant.
- Spray must be directed to the row middle, away from the crop bed and with minimal contact with plastic, including the sides of the bed. If top of mulch beds (where plants are to be transplanted) is contacted, severe injury can occur due to foliage contact with treated plastic. In this scenario, a rainfall event of 1/2 inch (natural or irrigation) must occur prior to transplanting to reduce Maxunitech Flumioxazin 51% WG residues.
- does not occur between application and transplanting.

- All applications must be made with hooded or shielded equipment.

#### PRECAUTIONS

- Grow plants on raised plastic mulched beds that are higher than the treated row middle.
- Drift of treated soil particles onto plants may cause contact injury.
- Irrigate treated field after application and prior to transplanting with minimum of 1/4 inch of water if rainfall does not occur between application and transplanting.

#### TIMING TO CUCURBIT VEGETABLES

Apply Maxunitech Flumioxazin 51% WG at 4 oz. per acre (0.128 lb. a.i.) as a hooded or shielded application to row middles up to 14 days prior to transplanting or seeding for preemergence control of the weeds listed in Table 7, Weeds Controlled by Residual Activity of Maxunitech Flumioxazin 51% WG, as well as to assist in the postemergence control of emerged weeds. A second application of Maxunitech Flumioxazin 51% WG at 4 oz. per acre (0.128 lb. a.i.) may be applied up to 21 days after transplanting or emergence if needed. **DO NOT** apply during or after bloom.

#### TIMING TO WEEDS

Maxunitech Flumioxazin 51% WG may be used for residual weed control, as well as to assist in postemergence burndown of many annual and perennial weeds in row middles. A registered preemergence grass herbicide may be added for control of additional grassy weeds. For assisting in the control of emerged weeds, tank mix Maxunitech Flumioxazin 51% WG with paraquat, carfentrazone-ethyl or other registered burndown herbicide. **DO NOT** tank mix with glyphosate after transplanting. Refer to tank mix partner's label for specified rate and application parameters.

### DIRECTIONS FOR USE IN DRY BEANS

Dried cultivars of bean (*Lupinus*); bean (*Phaseolus*) (includes field bean, kidney bean, lima bean (dry), navy bean, pinto bean, tepary bean); bean (*Vigna*) (includes adzuki bean, blackeyed pea, catjang, cowpea, crowder pea, moth bean, mung bean, rice bean, southern pea, urd bean); broad bean (dry); chickpea; guar; lablab bean and lentil

#### WEED SUPPRESSION IN DRY BEANS AND WEED CONTROL IN CHICKPEAS (GARBANZO BEAN)

[Arizona, California, Colorado, Hawaii, Idaho, Montana, Nebraska, New Mexico, Oklahoma, Oregon, Texas and Washington only.]

#### RESTRICTIONS AND LIMITATIONS

- For Chickpeas, **DO NOT** apply more than 2 oz of Maxunitech Flumioxazin 51% WG (0.064 lb. a.i.) per acre per application.
- For all other dry beans **DO NOT** apply more than 1.5 oz of Maxunitech Flumioxazin 51% WG (0.048 lb. a.i.) per acre per application.
- **DO NOT** make more than 1 application of Maxunitech Flumioxazin 51% WG per acre per year.
- For Chickpeas, **DO NOT** apply more than 2 oz of Maxunitech Flumioxazin 51% WG (0.064 lb. a.i.) per acre per year.
- For all other Dry Beans, **DO NOT** apply more than 1.5 oz of Maxunitech Flumioxazin 51% WG (0.048 lb. a.i.) per acre per year.

**Many weather-related factors, including high wind, splashing or heavy rains or cool conditions at or near crop emergence, may result in dry bean injury in fields treated with Maxunitech Flumioxazin 51% WG. On occasion this has resulted in a delay in maturity.**

#### TIMING TO DRY BEANS AND CHICKPEAS

Maxunitech Flumioxazin 51% WG may be applied to dry beans within 2 days after planting for the preemergence suppression of the weeds listed in Table 1, Broadleaf Weeds Controlled by Residual Activity of Maxunitech Flumioxazin 51% WG or Table 8, Weeds Suppressed by Residual Activity of Maxunitech Flumioxazin 51% WG. Maxunitech Flumioxazin 51% WG may be tank mixed with other labeled herbicides for broad spectrum weed control.

#### TIMING TO WEEDS

Maxunitech Flumioxazin 51% WG may be applied to dry beans prior to planting or preemergence (after planting). Preemergence application of Maxunitech Flumioxazin 51% WG must be made within 2 days after planting and prior to dry bean emergence. To avoid severe crop injury, **DO NOT** apply to dry beans after beans begin to crack or have emerged.

Preplant incorporation (PPI) applications may result in reduced weed control.

#### ADDITIONAL RESIDUAL GRASS CONTROL

Maxunitech Flumioxazin 51% WG can be tank mixed with pendimethalin for additional grass control.

#### HARVEST AID[\*]



[\*][NOT FOR USE IN CALIFORNIA]

#### RESTRICTIONS

- **DO NOT** apply more than 3 oz. of Maxunitech Flumioxazin 51% WG (0.096 lb. a.i.) per acre per application.
- **DO NOT** apply more than 3 oz. of Maxunitech Flumioxazin 51% WG (0.096 lb. a.i.) per acre per year.
- **DO NOT** make more than 1 application per year.
- **DO NOT** harvest within 5 days of application.

Desiccation from Maxunitech Flumioxazin 51% WG requires the addition of an agronomically approved adjuvant to the spray mixture. Use a methylated seed oil which contains at least 15% emulsifiers and 80% oil at 2% v/v. A spray grade nitrogen source (either ammonium sulfate at 2 to 2.5 lbs/A or a 28 to 32% nitrogen solution at 1 to 2 qts/A) may be added to the spray mixture along with either a crop oil concentrate or methylated seed oil to enhance desiccation. The addition of a nitrogen source does not replace the need for a crop oil concentrate or a methylated seed oil. Tank mixing Maxunitech Flumioxazin 51% WG with glyphosate or paraquat will increase control or emerged weeds and aid in harvest. Add a burndown tank mix partner for the control of emerged weeds labeled for dry bean in accordance with the most restrictive labeled limitations and precautions.

#### TIMING TO DRY BEANS AND CHICKPEAS

Apply when crop is mature and at least 80% of the pods are yellowing and mostly ripe with no more than 40% (bush type beans) or 30% (vine type beans) of the leaves still green in color. Dry beans can be harvested 5 days after application. To ensure thorough coverage use 15 to 30 gallons spray solution per acre. Nozzle selection must meet manufacturer's gallonage and pressure specifications for postemergence application.

### DIRECTIONS FOR USE IN FIELD CORN

[For Use in the States of Arizona, California and Hawaii Only]

#### RESTRICTIONS

- Use only on no-till or minimum tillage fields where last years crop residue has not been incorporated into the soil.
- Corn must be planted between 14 and 30 days after application unless the application is made as part of a Fall burndown program.
- Corn can be planted 7 days after an application of 2 oz./A (0.064 lb. a.i.) if a minimum of 25% of the soil surface is covered with the residue of the preceding crop and a minimum of 1/4 inch of rainfall has occurred between application and planting.
- **DO NOT** apply more than 3 oz. of Maxunitech Flumioxazin 51% WG (0.096 lb. a.i.) per acre per application.
- **DO NOT** apply more than 3 oz. of Maxunitech Flumioxazin 51% WG (0.096 lb. a.i.) per acre per year.
- **DO NOT** make more than 1 application of Maxunitech Flumioxazin 51% WG per year.
- **DO NOT** irrigate between emergence and 2-leaf corn.
- **DO NOT** use on popcorn, sweet corn or corn grown for seed.

#### TIMING TO FIELD CORN

- Apply Maxunitech Flumioxazin 51% WG, at 2 to 3 oz./A (0.064 to 0.096 lb. a.i.), between 7 and 30 days prior to planting field corn for the preemergence control of the weeds listed in Table 1, Broadleaf Weeds Controlled by Residual Activity of Maxunitech Flumioxazin 51% WG.
- Apply Maxunitech Flumioxazin 51% WG at 2 oz./A (0.064 lb. a.i.) between 7 and 30 days prior to planting field corn if a minimum of 25% of the soil surface is covered with the residue of the preceding crop and a minimum of 1/4 inch of rainfall has occurred between application and planting.
- Apply Maxunitech Flumioxazin 51% WG at 3 oz./A (0.096 lb. a.i.) between 14 and 30 days prior to planting field corn.

#### Burndown Use Directions - For Preplant Applications in Field Corn

Maxunitech Flumioxazin 51% WG, applied as part of a burndown program, may be used for residual weed control, as well as to assist in postemergence burndown of many weeds where field corn will be planted directly into the residue of the previous year. See Directions for Use in Fall and Spring Preplant Burndown and Fallow Seedbed Programs in Field Corn, Peanut and Soybean for rates and timing of applications. For control of emerged weeds, Maxunitech Flumioxazin 51% WG must be applied with an appropriate burndown tank mix partner listed in Table 6. To ensure thorough coverage, use a minimum of 15 gallons of spray solution per acre. Refer to tank mix partner's label for directed application pressure and directed adjuvant systems.

#### INCREASING SPEED OF GLYPHOSATE BURNDOWN ACTIVITY

Maxunitech Flumioxazin 51% WG, at 1 oz./A (0.032 lb. a.i.), may be tank mixed with glyphosate to increase the speed of burndown activity compared to glyphosate applied alone. Residual weed control will not be provided at rates lower than 2 oz./A (0.064 lb. a.i.); however, suppression of the weeds in Table 2 may occur at Maxunitech Flumioxazin 51% WG rates as low as 1 oz./A (0.032 lb. a.i.). Applications of Maxunitech Flumioxazin 51% WG at 1 oz./A (0.032 lb. a.i.) must be made a minimum of 14 days prior to planting field corn.

#### TANK MIXES

Maxunitech Flumioxazin 51% WG may be tank mixed with the herbicides listed in Table 6 for pre-plant burndown applications. Refer to tank mix partner's label for adjuvant directions. It is the pesticide user's responsibility to ensure that all products are

registered for the intended use. Read and follow the applicable restrictions and limitations and directions for use on all product labels involved in tank mixing. Users must follow the most restrictive directions for use and precautionary statements of each product in the tank mixture.

**Table 6. Tank Mix Partners for Burndown and/or Residual Control of Weeds in Field Corn**

<b>TANK MIX PARTNERS<sup>1</sup></b>	
2,4-D ethylhexyl ester	metribuzin
atrazine	paraquat
thifensulfuron + rimsulfuron	flumetsulam
dicamba	rimsulfuron
tribenuron-methyl	simazine
glyphosate	dicamba dimethylamine salt + 2,4-D
clopyralid + flumetsulam	

<sup>1</sup> Refer to tank mix product labels for specific directions.

#### **TANK MIX RESTRICTIONS**

Tank mixes with flufenacet, metolachlor or s-metolachlor, dimethenamid or dimethenamid-p, alachlor, or acetochlor may result in injury to field corn when application is followed by prolonged periods of cool wet weather.

### **DIRECTIONS FOR USE IN FIELD PEAS[\*]**

[\*][NOT FOR USE IN CALIFORNIA]

#### **WEED CONTROL**

#### **RESTRICTIONS**

- **DO NOT** apply more than 2 oz. of Maxunitech Flumioxazin 51% WG (0.064 lb. a.i.) per acre per application.
- **DO NOT** apply more than 2 oz. of Maxunitech Flumioxazin 51% WG (0.064 lb. a.i.) per acre per year.
- **DO NOT** make more than 1 application per year.
- For use in Idaho, Montana, Oregon and Washington only.

**Many weather related factors, including high wind, splashing or heavy rains or cool conditions at or near crop emergence, may result in pea injury in fields treated with Maxunitech Flumioxazin 51% WG. On occasion this has resulted in a delay in maturity.**

#### **TIMING TO FIELD PEAS**

Maxunitech Flumioxazin 51% WG may be applied to field peas within 2 days after planting for the preemergence control of the weeds listed in Table 1, Broadleaf Weeds Controlled by Residual Activity of Maxunitech Flumioxazin 51% WG or Table 8, Weeds Suppressed by Residual Activity of Maxunitech Flumioxazin 51% WG. Tank mix Maxunitech Flumioxazin 51% WG with other labeled herbicides for broad spectrum weed control.

#### **TIMING TO WEEDS**

Maxunitech Flumioxazin 51% WG may be applied to field peas prior to planting or preemergence (after planting). Preemergence application of Maxunitech Flumioxazin 51% WG must be made within 2 days after planting and prior to field pea emergence. To avoid severe crop injury, **DO NOT** apply to field peas after peas begin to crack or have emerged.

Preplant incorporation (PPI) applications may result in reduced weed control.

#### **ADDITIONAL RESIDUAL GRASS CONTROL**

Maxunitech Flumioxazin 51% WG Herbicide can be tank mixed with pendimethalin for additional grass control.

#### **HARVEST AID**

#### **RESTRICTIONS**

- **DO NOT** apply more than 3 oz. of Maxunitech Flumioxazin 51% WG (0.096 lb. a.i.) per acre per application.
- **DO NOT** apply more than 3 oz. of Maxunitech Flumioxazin 51% WG (0.096 lb. a.i.) per acre per year.
- **DO NOT** make more than 1 application per year.
- **DO NOT** harvest within 5 days of application.

Desiccation from Maxunitech Flumioxazin 51% WG requires the addition of an agronomically approved adjuvant to the spray mixture. Use a methylated seed oil which contains at least 15% emulsifiers and 80% oil at 1 qt/A. A spray grade nitrogen source (either ammonium sulfate at 2 to 2.5 lbs/A or a 28 to 32% nitrogen solution at 1 to 2 qts/A) may be added to the spray mixture along with methylated seed oil to enhance desiccation. The addition of a nitrogen source does not replace the need for



methylated seed oil. Tank mixing Maxunitech Flumioxazin 51% WG with glyphosate will increase control of emerged weeds and aid in harvest.

#### **TIMING TO FIELD PEAS**

Apply Maxunitech Flumioxazin 51% WG, at 1.5 to 2 oz./A (0.048 to 0.064 lb. a.i.), when crop is physiologically mature and a minimum of 80% of the pods are yellow to tan in color and 20% are yellow in color. If field peas are treated too early, a reduction in seed quality may occur. **DO NOT** spray Maxunitech Flumioxazin 51% WG on any area of the field with a significant amount of plants with green color. Peas can be harvested 5 days after application.

To ensure thorough coverage, use 15 to 30 gallons of spray solution per acre and select nozzle type using manufacturer's gallonage and pressure specifications for postemergence application.

### **DIRECTIONS FOR USE IN FLAX[\*]**

[\*][NOT FOR USE IN CALIFORNIA]

#### **HARVEST AID RESTRICTIONS**

- **DO NOT** apply more than 3 oz. of Maxunitech Flumioxazin 51% WG (0.096 lb. a.i.) per acre per application.
- **DO NOT** apply more than 3 oz. of Maxunitech Flumioxazin 51% WG (0.096 lb. a.i.) per acre per year.
- **DO NOT** make more than 1 application per year.
- **DO NOT** harvest within 5 days of application.

Desiccation from Maxunitech Flumioxazin 51% WG requires the addition of an agronomically approved adjuvant to the spray mixture. Use a methylated seed oil which contains at least 15% emulsifiers and 80% oil at 1 qt./A. A spray grade nitrogen source (either ammonium sulfate at 2 to 2.5 lbs./A or a 28 to 32% nitrogen solution at 1 to 2 qts./A) may be added to the spray mixture along with methylated seed oil to enhance desiccation. The addition of a nitrogen source does not replace the need for methylated seed oil.

#### **TIMING TO FLAX**

Apply Maxunitech Flumioxazin 51% WG, at 1.5 to 2 oz./A (0.048 to 0.064 lb. a.i.), when crop is physiologically mature and at least 75% of the bolls are brown in color. Flax can be harvested 5 days after application.

To ensure thorough coverage, use 15 to 30 gallons of spray solution per acre and select nozzle type using manufacturer's gallonage and pressure specifications for postemergence application.

### **DIRECTIONS FOR USE IN FRUITING VEGETABLES[\*]**

[\*][NOT FOR USE IN CALIFORNIA]

**Includes:** African eggplant; Bush Tomato; Bell Pepper; Cocona; Currant Tomato; Eggplant, Garden; Huckleberry; Goji Berry; Groundcherry, Martynia; Naranilla; Okra, Pea Eggplant; Pepino; Nonbell Pepper; Roselle; Scarlet Eggplant; Sunberry; Tomatillo; Tomato; Tree Tomato; cultivars, varieties and/or hybrids of these.

Many weather related factors, including high wind or heavy rains or cool conditions at or near crop transplanting, may result in crop injury in fields treated with this product. On occasion this has resulting in a delay in maturity.

#### **RESTRICTIONS**

- **DO NOT** apply more than 4 oz. of Maxunitech Flumioxazin 51% WG (0.128 lb. a.i.) per acre per application.
- **DO NOT** apply more than 8 oz. of Maxunitech Flumioxazin 51% WG (0.255 lb. a.i.) per acre per year.
- **DO NOT** make more than 2 applications per year.
- Minimum Retreatment Interval: 30 days.

#### **ROW MIDDLES**

#### **FOR DISTRIBUTION AND USE ONLY WHERE THIRD PARTY INDEMNIFICATION IS IN EFFECT**

#### **PRECAUTIONS**

- Grow plants on raised or plastic mulched beds that are higher than the treated row middle.
- Spray must be directed to the row middle, away from the crop bed and with minimal contact with plastic, including the sides of the bed. If top of mulch beds (where plants are to be transplanted) is contacted, severe injury can occur due to foliage contact with treated plastic. In this scenario, a rainfall even of 1/2 inch (natural or irrigation) must occur prior to transplanting to reduce Maxunitech Flumioxazin 51% WG residues.
- Injury can occur if soil particles treated with this product contact the crop.

- Irrigate treated fields after application and prior to transplanting with minimum of 1/4 inch of water if rainfall does not occur between application and transplanting.
- All applications must be made with hooded or shielded equipment.

#### **TIMING TO FRUITING VEGETABLES**

Apply Maxunitech Flumioxazin 51% WG at 4 oz. per acre (0.128 lb. a.i.) as a hooded or shielded application to row middles up to 14 days prior to transplanting or seeding for preemergence control of the weeds listed in Table 7, Weeds Controlled by Residual Activity of Maxunitech Flumioxazin 51% WG, as well as to assist in the postemergence control of emerged weeds. A second application of Maxunitech Flumioxazin 51% WG at 4 oz. per acre (0.128 lb. a.i.) may be applied up to 21 days after transplanting or emergence if needed. **DO NOT** apply during or after bloom.

#### **TIMING TO WEEDS**

Maxunitech Flumioxazin 51% WG may be used for residual weed control, as well as to assist in postemergence burndown of many annual and perennial weeds in row middles. A registered preemergence grass herbicide may be added for control of additional grassy weeds. For assisting in the control of emerged weeds, tank mix Maxunitech Flumioxazin 51% WG with paraquat, carfentrazone-ethyl or other registered burndown herbicide. **DO NOT** tank mix with glyphosate after transplanting or crop emergence. Refer to tank mix partner's label for specified rate and application parameters.

### **DIRECTIONS FOR USE IN GARLIC**

#### **RESTRICTIONS**

- **DO NOT** apply more than 6 oz. of Maxunitech Flumioxazin 51% WG (0.191 lb. a.i.) per acre per application.
- **DO NOT** apply more than 6 oz. of Maxunitech Flumioxazin 51% WG (0.191 lb. a.i.) per acre per year.
- **DO NOT** make more than 1 application per year.

#### **TIMING TO GARLIC**

Maxunitech Flumioxazin 51% WG may be applied, at 6 oz./A (0.191 lb. a.i.), to garlic prior to garlic emergence. Apply within 3 days after planting garlic.

#### **TIMING TO WEEDS**

##### **Preemergence - Preemergence to Weeds**

Apply Maxunitech Flumioxazin 51% WG to weed free garlic for preemergence control of the weeds listed in Table 10, Weeds Controlled by Preemergence Application of Maxunitech Flumioxazin 51% WG.

### **DIRECTIONS FOR USE IN HOPS[\*]**

[[\*][Not for Use in] [California] [or] [New York]]

#### **RESTRICTIONS**

- **DO NOT** apply more than 6 oz. of Maxunitech Flumioxazin 51% WG (0.191 lb. a.i.) per acre per application.
- **DO NOT** apply more than 6 oz. of Maxunitech Flumioxazin 51% WG (0.191 lb. a.i.) per acre per year.
- **DO NOT** make more than 1 application per year.
- **DO NOT** allow spray to contact green stem (unless used for sucker control), foliage, flowers or cones or unacceptable injury may occur
- **DO NOT** apply within 30 days of harvest.
- **DO NOT** use with an adjuvant.

Maxunitech Flumioxazin 51% WG can be used in hops for preemergence weed control as well as sucker control.

#### **TIMING TO HOPS FOR SUCKER CONTROL**

Apply Maxunitech Flumioxazin 51% WG at 6 oz./A (0.191 lb. a.i.) as a directed application after hops have reached a minimum of 6 feet in height for sucker control. Direct application to the lower 2 feet of the hops.

#### **TIMING TO HOPS FOR PREEMERGENCE WEED CONTROL**

Apply Maxunitech Flumioxazin 51% WG at 6 oz./A (0.191 lb. a.i.) as a 1 to 1.5 foot band to each side of the hop row, to dormant hops January thru March to ensure time for rain incorporation and activation. If weeds are emerged at the time of application, tank mix Maxunitech Flumioxazin 51% WG with a labeled burndown herbicide including paraquat or glyphosate to assist with control of emerged weeds. **DO NOT** mow or rake over treated areas, as dust created by mowing may drift onto sensitive crops or vegetation resulting in injury.

#### **TIMING TO WEEDS**

Maxunitech Flumioxazin 51% WG applications must be made prior to weed emergence for control of weeds listed in Table 10, Weeds Controlled by Preemergence Application of Maxunitech Flumioxazin 51% WG.

It is the pesticide user's responsibility to ensure that all products are registered for the intended use. Read and follow the applicable restrictions and limitations and directions for use on all product labels involved in tank mixing. Users must follow the most restrictive directions for use and precautionary statements of each product in the tank mixture. Maxunitech Flumioxazin 51% WG, when applied according to label use directions, will control the weeds listed in Table 10, Weeds Controlled by Preemergence Application of Maxunitech Flumioxazin 51% WG. This label makes no claims concerning control of other weed species.

## **DIRECTIONS FOR USE IN LENTILS[\*]**

[\*][NOT FOR USE IN CALIFORNIA]

### **HARVEST AID RESTRICTIONS**

- **DO NOT** apply more than 3 oz. of Maxunitech Flumioxazin 51% WG (0.096 lb. a.i.) per acre per application.
- **DO NOT** apply more than 3 oz. of Maxunitech Flumioxazin 51% WG (0.096 lb. a.i.) per acre per year.
- **DO NOT** apply more than 1 application per year.
- **DO NOT** harvest within 5 days of application.

Desiccation from Maxunitech Flumioxazin 51% WG requires the addition of an agronomically approved adjuvant to the spray mixture. Use a methylated seed oil which contains at least 15% emulsifiers and 80% oil at 1 qt./A. A spray grade nitrogen source (either ammonium sulfate at 2 to 2.5 lbs./A or a 28 to 32% nitrogen solution at 1 to 2 qts./A) may be added to the spray mixture along with methylated seed oil to enhance desiccation. The addition of a nitrogen source does not replace the need for methylated seed oil. Tank mixing Maxunitech Flumioxazin 51% WG with glyphosate or paraquat will increase control of emerged weeds and aid in harvest.

### **TIMING TO LENTILS**

Apply Maxunitech Flumioxazin 51% WG, at 1.5 to 2 oz./A (0.048 to 0.064 lb. a.i.), when crop is physiologically mature and a minimum of 80% of the pods are yellow to tan in color and 20% are yellow in color. If lentils are treated too early, a reduction in seed quality may occur. **DO NOT** spray Maxunitech Flumioxazin 51% WG on any area of the field with a significant amount of plants with green color. Lentils can be harvested 5 days after application.

To ensure thorough coverage, use 15 to 30 gallons of spray solution per acre and select nozzle type using manufacturer's gallonage and pressure specifications for postemergence application.

## **DIRECTIONS FOR USE IN MINT**

(Peppermint and Spearmint)

### **RESTRICTIONS**

- **DO NOT** apply more than 4 oz. of Maxunitech Flumioxazin 51% WG (0.128 lb. a.i.) per acre per application.
- **DO NOT** apply more than 8 oz. of Maxunitech Flumioxazin 51% WG (0.255 lb. a.i.) per acre per year.
- **DO NOT** apply more than 2 applications per year.
- **DO NOT** make a sequential Maxunitech Flumioxazin 51% WG application within 60 days of the first Maxunitech Flumioxazin 51% WG application.
- Apply only to dormant mint. Application to non-dormant mint may result in unacceptable crop injury.
- **DO NOT** apply within 80 days of harvest.

### **To avoid crop injury:**

- **DO NOT** apply to stands established longer than 3 years.
- **DO NOT** apply [a Fall application] if roots and rhizomes are weak, thin or damaged.
- **DO NOT** apply Maxunitech Flumioxazin 51% WG on mint in Southern Union County (south Ladd Canyon) or Baker County in Oregon.
- **DO NOT** apply to row or baby mint, use only on established meadow mint.
- **DO NOT** apply to mint that has been weakened by diseases, insects (example mint root borer), nematodes, drought, soil salts, high soil pH, previous pesticides, winter injury or double cutting, as severe injury may occur. Apply only to healthy vigorous mint with undamaged rhizomes.
- **DO NOT** apply before November 25 or after March 1.

**Many weather related factors, including high wind, splashing or heavy rains or cool conditions at or near mint emergence, may result in mint injury in fields treated with Maxunitech Flumioxazin 51% WG.**

Tank mixes with labeled rates of paraquat are advised to control emerged weeds and increase crop safety.

**TIMING TO MINT**

As a spray, Maxunitech Flumioxazin 51% WG may be applied only to established, dormant mint for preemergence control of the weeds listed in Table 7 as well as to assist in the postemergence control of emerged weeds. Application to non-dormant mint or to baby (row) mint (time from planting of mint roots through the first cutting), may result in unacceptable crop injury. As a bulk fertilizer application, Maxunitech Flumioxazin 51% WG may be applied at least 80 days prior to harvest. Leaves must be dry at the time of applications or severe injury may occur.

**TIMING TO WEEDS**

**Burndown - Dormant Mint, Postemergence To Weeds**

Maxunitech Flumioxazin 51% WG may be used for residual weed control, as well as to assist in postemergence burndown of many annual and perennial weeds where established mint is dormant. For control of emerged weeds, tank mix Maxunitech Flumioxazin 51% WG with paraquat. Refer to paraquat label for specified rate and application parameters. To ensure thorough coverage, use a minimum of 15 gals. of spray solution per acre. Maxunitech Flumioxazin 51% WG tank mixes applied to assist in the control of emerged weeds must be applied with a non-ionic surfactant at 0.25% v/v. A spray grade nitrogen source (either ammonium sulfate at 2 to 2.5 lbs./A or 28 to 32% nitrogen solution at 1 to 2 qts./A) may be added to increase herbicidal activity.

**Preemergence - Dormant Mint, Preemergence To Weeds**

Apply Maxunitech Flumioxazin 51% WG to dormant mint for the preemergence control of weeds listed in Table 7. Fall application of Maxunitech Flumioxazin 51% WG, followed by a sequential application in the Spring, have resulted in better Summer annual weed control than a single Fall or single Spring application.

Fall application is most effective for Fall germinating weeds, for example groundsel. Fields plowed or harrowed after a Maxunitech Flumioxazin 51% WG application will result in less effective preemergence activity. In furrow irrigated fields, corrugating that is done after a Maxunitech Flumioxazin 51% WG application will expose untreated soil and break the herbicide barrier resulting in poor weed control.

**Table 7. Weeds Controlled by Residual Activity of Maxunitech Flumioxazin 51% WG**

BROADLEAF WEED SPECIES				
COMMON NAME	SCIENTIFIC NAME	ORGANIC MATTER	SOIL TYPE	Maxunitech Flumioxazin 51% WG RATE
Bristly Starbur	<i>Acanthospermum hispidum</i>	Up to 5%	All Soil Types	4 oz./A (0.128 lb. ai.)
Carpetweed	<i>Mollugo verticillata</i>			
Chickweeds				
Common	<i>Stellaria media</i>			
Mouseear	<i>Cerastium vulgatum</i>			
Coffee Senna	<i>Cassia occidentalis</i>			
Copperleaf, Hophornbeam	<i>Acalypha ostryifolia</i>			
Dandelion	<i>Taraxacum officinale</i>			
Dodder (suppression only) <sup>1 [2]</sup>	<i>Cuscuta</i> spp.			
Eclipta	<i>Eclipta prostrate</i>			
Evening-primrose, Cutleaf	<i>Oenothera laciniata</i>			
False Chamomile <sup>[2]</sup>	<i>Tripleurospermum maritima</i>			
Fiddleneck, Coast <sup>[2]</sup>	<i>Amsinckia menziesii</i>			
Field Pennycress <sup>[2]</sup>	<i>Thlaspi arvense</i>			
Fleabane, Hairy <sup>[2]</sup>	<i>Conyza bonariensis</i>			
Flixweed <sup>[2]</sup>	<i>Descurainia spophia</i>			
Florida Beggarweed	<i>Desmodium tortuosum</i>			
Florida Pusley	<i>Richardia scabra</i>			
Golden Crownbeard	<i>Verbesina encelioides</i>			
Groundsel, Common	<i>Senecio vulgaris</i>			
Hairy Indigo	<i>Indigofera hirsuta</i>			
Hemp Sesbania	<i>Sesbania exaltata</i>			
Henbit	<i>Lamium amplexicaule</i>			
Jimsonweed	<i>Datura stramonium</i>			
Kochia	<i>Kochia scoparia</i>			
Lambsquarters, Common	<i>Chenopodium album</i>			

<b>BROADLEAF WEED SPECIES</b>				
<b>COMMON NAME</b>	<b>SCIENTIFIC NAME</b>	<b>ORGANIC MATTER</b>	<b>SOIL TYPE</b>	<b>Maxunitech Flumioxazin 51% WG RATE</b>
Little Mallow	<i>Malva parviflora</i>			
London Rocket <sup>[2]</sup>	<i>Sisymbrium irio</i>			
Marestail/Horseweed	<i>Conyza Canadensis</i>			
Mayweed/False Chamomile <sup>[2]</sup>	<i>Matricaria maritima</i>			
Morningglories				
Entireleaf	<i>Ipomoea hederacea</i> var.			
Ivyleaf	<i>Ipomoea hederacea</i>			
Red/Scarlet	<i>Ipomoea coccinea</i>			
Smallflower	<i>Jacquemontia tamnifolia</i>			
Tall	<i>Ipomoea purpurea</i>			
Mustard				
Tansy <sup>[2]</sup>	<i>Descurainia pinnata</i>			
Tumble <sup>[2]</sup>	<i>Sisymbrium altissimum</i>			
Wild	<i>Brassica kaber</i>			
Nettle, Burning <sup>[2]</sup>	<i>Urtica urens</i>			
Nightshades				
Black	<i>Solanum nigrum</i>			
Eastern Black	<i>Solanum ptycanthum</i>			
Hairy	<i>Solanum sarrachoides</i>			
Pigweeds				
Palmer Amaranth	<i>Amaranthus palmeri</i>			
Redroot	<i>Amaranthus retroflexus</i>			
Smooth	<i>Amaranthus hybridus</i>			
Spiny Amaranth	<i>Amaranthus spinosus</i>			
Tumble	<i>Amaranthus albus</i>			
Prickly Lettuce (China Lettuce)	<i>Lactuca serriola</i>			
Prickly Sida (Teaweed)	<i>Sida spinosa</i>			
Sowthistle, Prickly <sup>[2]</sup>	<i>Sonchus asper</i>			
Puncturevine	<i>Tribulus terrestris</i>			
Purslane				
Common	<i>Portulaca oleracea</i>			
Horse <sup>[2]</sup>	<i>Trianthema portulacastrum</i>			
Radish, Wild	<i>Raphanus raphanistrum</i>			
Ragweed, Common	<i>Ambrosia artemisiifolia</i>			
Redmaids	<i>Calandrinia ciliata</i> var. <i>menziesii</i>			
Russian Thistle	<i>Salsola iberica</i>			
Shepherd's-purse	<i>Capsella bursa-pastoris</i>			
Smartweeds				
Ladysthumb	<i>Polygonum persicaria</i>			
Pennsylvania	<i>Polygonum pensylvanicum</i>			
Smellmelon <sup>[2]</sup>	<i>Cucumis melo</i>			
Spotted Spurge	<i>Euphorbia maculata</i>			
Spurred Anoda	<i>Anoda cristata</i>			
Tropic Croton	<i>Croton glandulosus</i>			
Velvetleaf	<i>Abutilon theophrasti</i>			
Venice Mallow	<i>Hibiscus trionum</i>			
Waterhemp				
Common	<i>Amaranthus rudis</i>			
Tall	<i>Amaranthus tuberculatus</i>			
White Cockle <sup>[2]</sup>	<i>Silene latifolia</i>			

BROADLEAF WEED SPECIES				
COMMON NAME	SCIENTIFIC NAME	ORGANIC MATTER	SOIL TYPE	Maxunitech Flumioxazin 51% WG RATE
Wild Poinsettia	<i>Euphorbia heterophylla</i>			
Wormwood, Biennial	<i>Artemisia biennis</i>			
Yellow Rocket <sup>[2]</sup>	<i>Barbarea vulgaris</i>			
GRASS WEED SPECIES				
Barnyardgrass	<i>Echinochloa crus-galli</i>			
Bluegrass, Annual	<i>Poa annua</i>			
Crabgrass, Large	<i>Digitaria sanguinalis</i>			
Foxtail, Giant	<i>Setaria faberi</i>			
Goosegrass	<i>Eleusine indica</i>			
Lovegrass, California	<i>Eragrostis diffusa</i>			
Panicums				
Fall	<i>Panicum dichotomiflorum</i>			
Texas	<i>Panicum texanum</i>			
Ryegrass, Italian <sup>[2]</sup>	<i>Lolium multiflorum</i>			
Signalgrass, Broadleaf	<i>Brachiaria platyphylla</i>			

<sup>1</sup> Maxunitech Flumioxazin 51% WG at 4 oz./A (0.128 lb. ai.) will provide postemergence dodder suppression when applied in combination with imazethapyr, ammonium salt or imazamox at labeled rates. The use of imazethapyr, ammonium salt and imazamox require the use of a NIS, which will result in burn and stunting of alfalfa. Growers must expect and accept this prior to using this tank mix.

<sup>[2]</sup> [Not for use in California.]

### DIRECTIONS FOR USE IN ONION (DRY BULB)

[For Use in the States of Michigan, New York, North Dakota and Wisconsin Only]

#### RESTRICTIONS

- **DO NOT** apply more than 2 oz. of Maxunitech Flumioxazin 51% WG (0.064 lb. a.i.) per acre per application.
- **DO NOT** apply more than 3 oz. of Maxunitech Flumioxazin 51% WG (0.096 lb. a.i.) per acre per year.
- **DO NOT** make more than 6 applications per year at the 0.5 oz. rate (0.016 lb. ai.).
- **DO NOT** make sequential application within 14 days of the first application.
- **DO NOT** apply within 45 days of harvest.
- **DO NOT** apply more than 1 oz. of Maxunitech Flumioxazin 51% WG (0.032 lb. a.i.) per year on soils that contain greater than 90% sand plus gravel.
- **DO NOT** apply as part of a tank mix, other than with pendimethalin, or unacceptable injury may result. Other formulations of pendimethalin must not be tank mixed with Maxunitech Flumioxazin 51% WG for use in onions.
- **DO NOT** apply with any type of adjuvant.

Use of Maxunitech Flumioxazin 51% WG may result in necrotic spotting of onion leaves that come in contact with the spray.

#### [Microrate Application]

[Sequential applications of Maxunitech Flumioxazin 51% WG may be applied to onions (dry bulb), between the 2-leaf and 6- leaf stage, at rates of 0.5 to 1 oz./A (0.016 to 0.032 lb. a.i.), on a 7-day interval.]

#### TIMING TO ONIONS (dry bulb)

Apply Maxunitech Flumioxazin 51% WG to transplanted onions (dry bulb) between the 2-leaf and 6-leaf stage and on direct seed onions (dry bulb) between the 3-leaf and 6-leaf stage.

#### TIMING TO WEEDS

##### Preemergence - Emerged Onions (dry bulb), Preemergence To Weeds

Apply Maxunitech Flumioxazin 51% WG to weed free onions (dry bulb) for preemergence control of the weeds listed in Table 1, Section A.

**It is the pesticide user's responsibility to ensure that all products are registered for the intended use. Read and follow the applicable restrictions and limitations and directions for use on all product labels involved in tank mixing. Users must follow the most restrictive directions for use and precautionary statements of each product in the tank mixture.**



**Maxunitech Flumioxazin 51% WG, when applied according to label use directions, will control the weeds listed in Table below.**

**[CHEMIGATION**

Maxunitech Flumioxazin 51% WG may be applied through sprinkler irrigation systems in onions (dry bulb).]

**DIRECTIONS FOR USE IN PEANUT[\*]**

[\*][NOT FOR USE IN CALIFORNIA]

**RESTRICTIONS**

- **DO NOT** apply more than 3 oz. of Maxunitech Flumioxazin 51% WG (0.096 lb. a.i.) per single application.
- **DO NOT** apply more than 3 oz. of Maxunitech Flumioxazin 51% WG (0.096 lb. a.i.) per single acre per year.
- **DO NOT** make more than 1 application per year.
- **DO NOT** irrigate when peanuts are cracking.
- **DO NOT** graze treated fields or feed treated hay to livestock.
- [In California, refer to the section "DIRECTIONS FOR USE IN FALL AND SPRING PREPLANT BURNDOWN AND FALLOW SEEDBED PROGRAMS IN FIELD CORN, PEANUT AND SOYBEAN" on this label.]
- [**DO NOT** apply more than 2 oz./A (0.064 lb. a.i.) in the states of North Carolina, Oklahoma or Virginia where climatic conditions may result in unacceptable injury to peanuts except as described in the **NORTH CAROLINA, OKLAHOMA AND VIRGINIA ONLY - PREEMERGENCE APPLICATION IN PEANUT** section below.]

**PRECAUTIONS**

Many weather related factors, including high wind, splashing or heavy rains or cool conditions at or near peanut emergence, may result in peanut injury in fields treated with Maxunitech Flumioxazin 51% WG. On occasion this has resulted in a delay in maturity or even a slight decrease in yield.

**WIND MANAGEMENT**

In areas where shallow cultivation is used between rows to reduce wind-borne sand damage to peanuts, weed control from Maxunitech Flumioxazin 51% WG may be reduced.

**TIMING TO PEANUTS**

**Maxunitech Flumioxazin 51% WG may be applied to peanuts prior to planting or preemergence (after planting). Preemergence applications of Maxunitech Flumioxazin 51% WG must be made within 2 days after planting and prior to peanut emergence. Application after the peanuts have begun to crack, or are emerged, will result in severe crop injury. Application must not be made when peanuts have begun to crack. Select Maxunitech Flumioxazin 51% WG rate from Table 1 according to anticipated weed spectrum.**

**TIMING TO WEEDS**

**Burndown - Preemergence to Peanuts, Postemergence to Weeds**

Maxunitech Flumioxazin 51% WG, applied as part of a burndown program, may be used for residual weed control, as well as to assist in postemergence burndown of many annual and perennial weeds where peanuts will be planted directly into a stale seedbed, cover crop or in previous crop residues. Apply Maxunitech Flumioxazin 51% WG before planting, during planting or after planting, but before the crop emerges. For control of emerged weeds, tank mix Maxunitech Flumioxazin 51% WG with glyphosate. Refer to glyphosate label for specified rate and application pressure. To ensure thorough coverage, use a minimum of 15 gals. of spray solution per acre. Maxunitech Flumioxazin 51% WG tank mixes applied to assist in the control of emerged weeds must be applied with an adjuvant, including a non-ionic surfactant at 0.25% v/v or a crop oil concentrate or a methylated seed oil at 1 to 2 pt./A. A spray grade nitrogen source (either ammonium sulfate at 2 to 2.5 lbs./A or 28 to 32% nitrogen solution at 1 to 2 qts./A) may be added to increase herbicidal activity.

Preemergence (conventional tillage) application of Maxunitech Flumioxazin 51% WG must be applied prior to weed emergence.

**ADDITIONAL RESIDUAL GRASS CONTROL: SEQUENTIAL**

Maxunitech Flumioxazin 51% WG may be applied sequentially following a preplant incorporated application of trifluralin (states of New Mexico, Oklahoma and Texas only), ethalfluralin, metolachlor, pendimethalin or dimethenamid.

**ADDITIONAL RESIDUAL GRASS CONTROL: TANK MIXED**

Maxunitech Flumioxazin 51% WG can be tank mixed with alachlor, metolachlor or dimethanamid for additional grass and broadleaf weed control. Maxunitech Flumioxazin 51% WG can also be tank mixed with pendimethalin or ethalfluralin in states where they are labeled, provided overhead irrigation guidelines on the pendimethalin and/or ethalfluralin labels are followed.

**NORTH CAROLINA, OKLAHOMA AND VIRGINIA ONLY - PREEMERGENCE APPLICATION IN PEANUT**



**DO NOT** apply more than 2 oz./A (0.064 lb. a.i.) in these states where climactic conditions may result in unacceptable injury to peanuts, except as described below.

Maxunitech Flumioxazin 51% WG, at 3 oz. (0.096 lb a.i.) per acre, can be applied within 2 days of planting to control common ragweed, tropic croton and entireleaf, ivyleaf and tall/scarlet morningglories. Cool temperatures near emergence (2 consecutive nighttime lows in the 50's F) in combination with heavy rainfall may result in severe crop injury. Use Maxunitech Flumioxazin 51% WG, at 3 oz./A (0.096 lb. a.i.), in these states when other alternatives are not available for adequate control of the weeds listed on this label and the user acknowledges the risks associated with this use rate under the adverse environmental conditions listed above.

### DIRECTIONS FOR USE IN POTATO

[For Use Only in Arizona, California, Colorado, Delaware, Florida, Hawaii, Idaho, Maryland, Minnesota, Montana, Nebraska, Nevada, New Jersey, New Mexico, North Carolina, North Dakota, Oregon, South Carolina, South Dakota, Texas, Utah, Virginia, Washington, Washington DC, and Wyoming only.]

#### RESTRICTIONS

- **DO NOT** apply more than 1.5 oz. of Maxunitech Flumioxazin 51% WG (0.048 lb. a.i.) per acre per application.
- **DO NOT** apply more than 1.5 oz. of Maxunitech Flumioxazin 51% WG (0.048 lb. a.i.) per acre per year.
- **DO NOT** make more than 1 application per year.
- **DO NOT** apply to Rill (Furrow) irrigated potatoes.

#### PRECAUTION

Many weather related factors, including high wind, splashing or heavy rains or cool conditions at or near potato emergence, may result in potato injury in fields treated with Maxunitech Flumioxazin 51% WG. On occasion this has resulted in a delay in maturity.

#### TIMING TO POTATOES

Maxunitech Flumioxazin 51% WG may be applied to potatoes after hilling for the preemergence suppression of the weeds listed in Table 8. Maxunitech Flumioxazin 51% WG may be tank mixed with other labeled herbicides for broad spectrum weed control. A minimum of 2 inches of settled soil must cover the vegetative portion of the potato plant at the time of Maxunitech Flumioxazin 51% WG application. Application to potatoes with less than 2 inches of soil covering the vegetative portion of the potato may result in crop injury. In areas with historically higher amounts of rainfall during the time of preemergence herbicide applications, including the Red River Valley, Minnesota and North Dakota, the requirement for 2 inches of settled soil is critical to avoid crop injury. Mechanical incorporation of Maxunitech Flumioxazin 51% WG will result in decreased weed control and must be avoided. In areas with sprinkler irrigation, incorporate Maxunitech Flumioxazin 51% WG with 0.25 to 0.75 inches of irrigation, after application and before any sprouts are within 2 inches of the settled soil surface if a rainfall event has not yet occurred.

#### TIMING TO WEEDS

##### Preemergence - Soil Covered Potatoes, Preemergence To Weeds

Apply Maxunitech Flumioxazin 51% WG to soil covered potatoes for the preemergence suppression of the weeds listed in Table 8. Harrowing, cultivation or corrugating after Maxunitech Flumioxazin 51% WG application will reduce weed control.

**It is the pesticide user's responsibility to ensure that all products are registered for the intended use. Read and follow the applicable restrictions and limitations and directions for use on all product labels involved in tank mixing. Users must follow the most restrictive directions for use and precautionary statements of each product in the tank mixture.**

#### [CHEMIGATION

Maxunitech Flumioxazin 51% WG may be applied through sprinkler irrigation systems in potatoes.]

**Table 8. Weeds Suppressed by Residual Activity of Maxunitech Flumioxazin 51% WG at 1.5 oz/A**

COMMON NAME	SCIENTIFIC NAME	ORGANIC MATTER	Maxunitech Flumioxazin 51% WG RATE
Lambsquarters, Common	<i>Chenopodium album</i>	Up to 5%	1.5 oz./A (0.048 lb. a.i.)
Mustard, Wild	<i>Brassica kaber</i>		
Nightshades			
Black	<i>Solanum nigrum</i>		
Eastern Black	<i>Solanum ptycanthum</i>		
Hairy	<i>Solanum sarrachoides</i>		
Pigweeds			
Palmer Amaranth	<i>Amaranthus palmeri</i>		

Redroot	<i>Amaranthus retroflexus</i>
Smooth	<i>Amaranthus hybridus</i>
Spiny Amaranth	<i>Amaranthus spinosus</i>
Tumble	<i>Amaranthus albus</i>
Prickly Lettuce (China Lettuce) <sup>[1]</sup>	<i>Lactuca serriola</i>
Radish, Wild	<i>Raphanus raphanistrum</i>

<sup>[1]</sup> [Not for use in California]

## DIRECTIONS FOR USE IN SOYBEAN[\*] [\*][NOT FOR USE IN CALIFORNIA]

### RESTRICTIONS

- **DO NOT** apply more than 3 oz of Maxunitech Flumioxazin 51% WG (0.096 lb. a.i.) per single application.
- **DO NOT** apply more than 3 oz of Maxunitech Flumioxazin 51% WG (0.096 lb. a.i.) per acre per year.
- **DO NOT** make more than 1 application per year.
- **DO NOT** graze treated fields or feed treated hay to livestock for 21 days following application of this product.
- **DO NOT** tank mix Maxunitech Flumioxazin 51% WG with flufenacet, metolachlor or dimethenamid within 14 days of planting soybeans, unless soybeans are planted under no-till or minimum tillage conditions on wheat stubble or no-till field corn stubble.
- **DO NOT** irrigate when soybeans are cracking.

[In California, refer to the section DIRECTIONS FOR USE IN FALL AND SPRING PREPLANT BURNDOWN AND FALLOW SEEDBED PROGRAMS IN FIELD CORN, PEANUT AND SOYBEAN in this label.]

### TIMING TO SOYBEANS

Maxunitech Flumioxazin 51% WG may be applied to soybeans prior to planting or preemergence (after planting). Preemergence application of Maxunitech Flumioxazin 51% WG must be made within 3 days after planting and prior to soybean emergence. Application after the soybeans have begun to crack, or are emerged, will result in severe crop injury. Application must not be made when soybeans have begun to crack. Select Maxunitech Flumioxazin 51% WG rate from Table 1 according to anticipated weed spectrum.

### TIMING TO WEEDS

#### Burndown - Preemergence to Soybeans, Postemergence to Weeds

Maxunitech Flumioxazin 51% WG, applied as part of a burndown program, may be used for residual weed control, as well as to assist in postemergence burndown of many annual and perennial weeds where soybeans will be planted directly into a stale seedbed, cover crop or in previous crop residues. For control of emerged weeds, choose the most appropriate tank mix partner from Table 9. Apply Maxunitech Flumioxazin 51% WG with ground equipment before planting, during planting or within 3 days after planting, but before the crop emerges. To ensure thorough coverage, use a minimum of 15 gals. of spray solution per acre. Refer to tank mix partner's label for directed application pressure. All Maxunitech Flumioxazin 51% WG tank mixes applied to assist in the control of emerged weeds must be applied with crop oil concentrate or methylated seed oil at 1 to 2 pt./A or a non-ionic surfactant at 0.25% v/v.

#### INCREASING SPEED OF GLYPHOSATE BURNDOWN ACTIVITY

**Maxunitech Flumioxazin 51% WG**, at rates as low as 1 oz./A (0.032 lb. a.i.), may be tank mixed with glyphosate to increase the speed of burndown activity compared to glyphosate applied alone. Residual weed control will not be provided at rates lower than 2 oz./A (0.064 lb. a.i.); however, suppression of the weeds in Table 2, may occur at **Maxunitech Flumioxazin 51% WG** rates as low as 1 oz./A (0.032 lb. a.i.).

### TANK MIXES

Maxunitech Flumioxazin 51% WG may be tank mixed with the herbicides listed in Table 9 for increased burndown activity, additional residual broadleaf and/or additional grass control. Refer to tank mix partner's label for adjuvant directions.

**Table 9. Tank Mix Partners for Control of Emerged Weeds in Reduced Tillage Soybeans**

TANK MIX PARTNER	TARGET WEEDS <sup>1</sup>
2,4-D ethylhexyl ester	Marestail Giant Ragweed Dandelion
paraquat	Annual Grasses Henbit

glyphosate	General Burndown
clethodim	Annual Grasses
imazaquin	Cocklebur Common Sunflower
dicamba dimethylamine salt + 2,4-D dimethylamine salt	Marestail Giant Ragweed Dandelion

<sup>1</sup> Refer to tank mix product labels for specific directions for control of emerged weeds present.

#### **ADDITIONAL RESIDUAL BROADLEAF CONTROL**

Maxunitech Flumioxazin 51% WG can be tank mixed with metribuzin, cloransulam-methyl, linuron, imazethapyr, flumetsulam, or imazaquin for additional broadleaf control.

#### **ADDITIONAL RESIDUAL GRASS CONTROL**

Maxunitech Flumioxazin 51% WG can be tank mixed with pendimethalin or clomazone for additional grass control. In the states of Alabama, Arkansas, Delaware, Georgia, Louisiana, Maryland, Mississippi, North Carolina, Oklahoma, South Carolina, Tennessee, Texas and Virginia, Maxunitech Flumioxazin 51% WG can be tank mixed with micro-encapsulated acetochlor at 2 oz. per acre (0.064 lb. a.i.). Tank mixes with flufenacet, metolachlor or dimethenamid may result in severe injury to soybeans when application is followed by prolong periods of cool wet weather and must not be used with Maxunitech Flumioxazin 51% WG.

#### **ROUNDUP READY PROGRAM**

Maxunitech Flumioxazin 51% WG may be applied as part of a burndown program or preemergence in conventional tillage programs, at 2 to 3 oz./A (0.064 to 0.096 lb. a.i.) to reduce early season weed competition from waterhemp, velvetleaf, nightshade and morningglories as well as other weeds listed in Tables 2 and 3 in Roundup Ready programs. A sequential post emergence application of glyphosate will be required to control weeds not controlled by Maxunitech Flumioxazin 51% WG.

### **DIRECTIONS FOR USE IN STRAWBERRY**

#### **RESTRICTIONS**

- **DO NOT** apply more than 3 oz. of Maxunitech Flumioxazin 51% WG (0.096 lb. a.i.) per acre per application.
- **DO NOT** apply more than 3 oz. of Maxunitech Flumioxazin 51% WG (0.096 lb. a.i.) per acre per year.
- **DO NOT** make more than 1 application per year.

#### **PRECAUTIONS**

- Maxunitech Flumioxazin 51% WG, at 3 oz. per acre (0.096 lb. a.i.), can be applied to the soil a minimum of 30 days prior to transplanting strawberries provided the strawberries will be transplanted through a plastic mulch.
- Maxunitech Flumioxazin 51% WG at 3 oz. per acre (0.096 lb. a.i.) can be applied to dormant (established or newly planted) strawberries for the preemergence control of the weeds listed in Table 1, Broadleaf Weeds Controlled by Residual Activity of Maxunitech Flumioxazin 51% WG.
- Maxunitech Flumioxazin 51% WG, at 3 oz. per acre (0.096 lb. a.i.), can be applied in strawberry row middles with a shielded or hooded sprayer for the preemergence control of the weeds listed in Table 1, Broadleaf Weeds Controlled by Residual Activity of Maxunitech Flumioxazin 51% WG.

Application Method	Minimum Time from Application to Harvest (PHI)	Use Rate Per Acre Per Application (oz)	Use Rate Per Acre Per Year (oz)	Application Instructions
Pre-transplant	Not applicable	3 (0.096 lb. a.i.)	3 (0.096 lb. a.i.)	Apply a minimum of 30 days prior to transplanting and prior to plastic mulch being laid. Apply as part of a tank mix to control emerged weeds.
Preemergence to dormant strawberries	Not applicable	3 (0.096 lb. a.i.)	3 (0.096 lb. a.i.)	Crop oil concentrate, at 1% v/v, or non-ionic surfactant, at 0.25% v/v, may be added to help control emerged broadleaf weeds.
Hooded or shielded sprayer application to row middles	<b>DO NOT</b> apply after fruit set	3 (0.096 lb. a.i.)	3 (0.096 lb. a.i.)	<b>Apply only to row middles - DO NOT apply over strawberries.</b> Apply prior to weed emergence. Crop spotting may occur if an adjuvant is added. <b>Avoid application after fruit set as this may result in spotting of fruit.</b> <b>DO NOT</b> allow spray drift to come in contact with fruit or foliage.

**Table 10. Weeds Controlled by Preemergence Application of Maxunitech Flumioxazin 51% WG**

BROADLEAF WEED SPECIES				
COMMON NAME	SCIENTIFIC NAME	ORGANIC MATTER	SOIL TYPE	Maxunitech Flumioxazin 51% WG RATE
Bristly Starbur	<i>Acanthospermum hispidum</i>	Up to 10% <sup>1</sup>	All Soil Types <sup>2</sup>	Asparagus, Caneberries Garlic, Hops 6 oz./A (0.191lb. a.i.)  Sugarcane 6 to 8 oz./A (0.191 to 0.255 lb. a.i.)  Bushberries, Cactus, Citrus Fruit Grapes, Nut Trees, Olive, Pome Fruit, Pomegranate, Stone Fruit and Non-Bearing Fruit Trees 6 to 12 oz./A <sup>2</sup> (0.191 to 0.383 lb. a.i.)  To Maintain Bare Ground on Non-Crop Areas of Farms, Orchards & Vineyards 6 to 12 oz./A. (0.191 to 0.383 lb. a.i.)
Carpetweed	<i>Mollugo verticillata</i>			
Chickweeds				
Common	<i>Stellaria media</i>			
Mouseear	<i>Cerastium vulgatum</i>			
Coffee Senna	<i>Cassia occidentalis</i>			
Dandelion	<i>Taraxacum officinale</i>			
Eclipta	<i>Eclipta prostrata</i>			
Evening primrose, Cutleaf	<i>Oenothera laciniata</i>			
False Chamomile <sup>[3]</sup>	<i>Tripleurospermum maritima</i>			
Filaree				
Redstem	<i>Erodium cicutarium</i>			
Whitestem	<i>Erodium moschatum</i>			
Fiddleneck, Coast <sup>[3]</sup>	<i>Amsinckia menziesii</i>			
Fleabane, Hairy	<i>Conyza bonariensis</i>			
Field Pennycress <sup>[3]</sup>	<i>Thlaspi arvense</i>			
Florida Beggarweed	<i>Desmodium tortuosum</i>			
Florida Pusley	<i>Richardia scabra</i>			
Golden Crownbeard	<i>Verbesina encelioides</i>			
Groundsel, Common	<i>Senecio vulgaris</i>			
Hairy Indigo	<i>Indigofera hirsuta</i>			
Hemp Sesbania	<i>Sesbania exaltata</i>			
Henbit	<i>Lamium amplexicaule</i>			
Horseweed/Marestail	<i>Conyza canadensis</i>			
Jimsonweed	<i>Datura stramonium</i>			
Kochia	<i>Kochia scoparia</i>			
Lambsquarters, Common	<i>Chenopodium album</i>			

BROADLEAF WEED SPECIES				
COMMON NAME	SCIENTIFIC NAME	ORGANIC MATTER	SOIL TYPE	Maxunitech Flumioxazin 51% WG RATE
Mallow				
Common (Cheeseweed)	<i>Malva neglecta</i>			
Little				
Mayweed/False Chamomile <sup>[3]</sup>	<i>Matricaria maritima</i>			
Morningglories				
Entireleaf	<i>Ipomoea hederacea</i> var. <i>integruscula</i>			
Ivyleaf	<i>Ipomoea hederacea</i>			
Red/Scarlet	<i>Ipomoea coccinea</i>			
Smallflower	<i>Jacquemontia tamnifolia</i>			
Tall	<i>Ipomoea purpurea</i>			
Mustards				
London Rocket <sup>[3]</sup>	<i>Sisymbrium irio</i>			
Tansey <sup>[3]</sup>	<i>Desurainia pinnata</i>			
Tumble	<i>Sisymbrium altissimum</i>			
Wild	<i>Brassica kaber</i>			
Nettle, Burning <sup>[3]</sup>	<i>Urtica urens</i>			
Nightshades				
Black	<i>Solanum nigrum</i>			
Eastern Black	<i>Solanum ptycanthum</i>			
Hairy	<i>Solanum sarrachoides</i>			
Pigweeds				
Palmer Amaranth	<i>Amaranthus palmeri</i>			
Redroot	<i>Amaranthus retroflexus</i>			
Smooth	<i>Amaranthus hybridus</i>			
Spiny Amaranth	<i>Amaranthus spinosus</i>			
Tumble	<i>Amaranthus albus</i>			
Prickly Lettuce (China Lettuce)	<i>Lactuca serriola</i>			
Prickly Sida (Teaweed)	<i>Sida spinosa</i>			
Puncturevine	<i>Tribulus terrestris</i>			
Purslane				
Common	<i>Portulaca oleracea</i>			
Horse <sup>[3]</sup>	<i>Trianthema portulacastrum</i>			
Radish, Wild	<i>Raphanus raphanistrum</i>			
Ragweed, Common	<i>Ambrosia artemisiifolia</i>			
Redmaids	<i>Calandrinia ciliata</i> var <i>menziessii</i>			
Redweed	<i>Melochia corchorifolia</i>			
Shepherd's-purse	<i>Capsella bursa-pastoris</i>			
Smellmelon <sup>[3]</sup>	<i>Cucumis melo</i>			
Sowthistle, Annual <sup>[3]</sup>	<i>Sonchus oleraceus</i>			
Spotted Spurge	<i>Euphorbia maculata</i>			
Spurred Anoda	<i>Anoda cristata</i>			
Thistle, Russian	<i>Salsola iberica</i>			
Tropic Croton	<i>Croton glandulosus</i>			
Venice Mallow	<i>Hibiscus trionum</i>			
Waterhemp				
Common	<i>Amaranthus rudis</i>			
Tall	<i>Amaranthus tuberculatus</i>			
Wild Poinsettia	<i>Euphorbia heterophylla</i>			
White Cockle <sup>[3]</sup>	<i>Silene latifolia</i>			

BROADLEAF WEED SPECIES				
COMMON NAME	SCIENTIFIC NAME	ORGANIC MATTER	SOIL TYPE	Maxunitech Flumioxazin 51% WG RATE
Wormwood, Biennial	<i>Artemisia biennis</i>			
Yellow Rocket <sup>[3]</sup>	<i>Barbarea vulgaris</i>			
GRASS WEED SPECIES				
Barnyardgrass	<i>Echinochloa crus-galli</i>			
Bluegrass, Annual	<i>Poa annua</i>			
Crabgrass				
Large	<i>Digitaria sanguinalis</i>			
Smooth	<i>Digitaria ischaemum</i>			
Foxtails				
Bristly	<i>Setaria verticillata</i>			
Giant	<i>Setaria faberi</i>			
Green	<i>Setaria viridis</i>			
Yellow	<i>Setaria glauca</i>			
Goosegrass	<i>Eleusine indica</i>			
Guineagrass	<i>Panicum maximum</i>			
Johnsongrass, Seedling	<i>Sorghum halepense</i>			
Lovegrass, California	<i>Eragrostis diffusa</i>			
Panicum				
Fall	<i>Panicum dichotomiflorum</i>			
Texas	<i>Panicum texaum</i>			
Ryegrass, Italian <sup>[3]</sup>	<i>Lolium multiflorum</i>			
Signalgrass, Broadleaf	<i>Brachiaria platyphylla</i>			

<sup>1</sup> Maxunitech Flumioxazin 51% WG can be used on soils with greater than 10% organic matter; however, length of residual control may be shorter than on soils with lower organic matter content.

<sup>2</sup> Use a maximum Maxunitech Flumioxazin 51% WG Herbicide rate of 6 oz./A (0.191 lb. a.i.) per application on any soil that has a sand plus gravel content over 80% if bushes, trees or vines are under 3 years of age.

<sup>[3]</sup> [Not for use in California]

## DIRECTIONS FOR USE IN SUGARCANE[\*]

[\*][NOT FOR USE IN CALIFORNIA]

### RESTRICTIONS

- **DO NOT** apply more than 8 oz. of Maxunitech Flumioxazin 51% WG (0.255 lb. a.i.) per acre per application.
- **DO NOT** make a sequential application within 14 days of the first application.
- **DO NOT** apply more than 12 oz. of Maxunitech Flumioxazin 51% WG (0.383 lb. a.i.) per acre per year.
- **DO NOT** make more than 4 applications per year at the 3 oz rate (0.096 lb. a.i.).
- **DO NOT** apply within 90 days of harvest.
- Minimum Retreatment Interval: 14 days.

### TIMING TO SUGARCANE

Maxunitech Flumioxazin 51% WG may be applied from 2 weeks prior to planting to before the sugarcane emerges, post directed or at layby. Select the proper Maxunitech Flumioxazin 51% WG rate from Table 10 according to anticipated weed spectrum and soil organic matter content for preemergence applications. Select Maxunitech Flumioxazin 51% WG rate from Table 11 according to emerged weed spectrum and weed heights for post-directed and layby applications.

### TIMING TO WEEDS

#### Burndown - Preemergence to Sugarcane, Postemergence to Weeds

Maxunitech Flumioxazin 51% WG may be used for preemergence control, and to assist in postemergence burndown, of many annual broadleaf weeds in sugarcane. For control of emerged weeds, choose the most appropriate tank mix partner from Table 12. Apply Maxunitech Flumioxazin 51% WG **before the crop emerges**. To ensure thorough coverage, use a minimum of 15 gals. of spray solution per acre. All Maxunitech Flumioxazin 51% WG tank mixes applied to assist in the control of emerged weeds must be applied with crop oil concentrate or methylated seed oil at 1 qt./A or a non-ionic surfactant at 0.25% v/v. Some tank mix products, for example, glyphosate, may be formulated with a suitable adjuvant and **DO NOT** require additional adjuvant.



**Preemergence - Preemergence to Sugarcane, Preemergence to Weeds**

Maxunitech Flumioxazin 51% WG may be used for preemergence control of many annual broadleaf and grassy weeds in sugarcane. Select rate based on anticipated weed spectrum and soil organic matter content from Table 10. Apply Maxunitech Flumioxazin 51% WG **before the crop emerges**.

**Post-Directed - Postemergence to Sugarcane, Postemergence to Weeds**

Make post-directed applications to upright sugarcane varieties after the sugarcane has exceeded 24 inches in height and has begun to joint. Post-directed applications must not be made to "PINEAPPLE" varieties. Post-directed applications to "PINEAPPLE" varieties or to upright varieties that have not exceeded 24 inches in height and have not begun to joint, may result in unacceptable crop injury. To ensure thorough coverage, use a minimum of 15 gals. of spray solution per acre. Post-directed applications of Maxunitech Flumioxazin 51% WG must include a crop oil concentrate or methylated seed oil at 1 qt./A or a non-ionic surfactant at 0.25% v/v. Select the proper Maxunitech Flumioxazin 51% WG rate based on weed spectrum and weed height from Table 11.

**Layby - Postemergence to Sugarcane, Postemergence to Weeds**

Layby applications can be made to upright and "PINEAPPLE" varieties after the sugarcane has exceeded 30 inches in height and the spray solution will not contact foliage above 6 inches from the base of the sugarcane. To ensure thorough coverage, use a minimum of 15 gals. of spray solution per acre. Layby applications of Maxunitech Flumioxazin 51% WG must be applied with crop oil concentrate or methylated seed oil at 1 qt./A or a non-ionic surfactant at 0.25% v/v. Select the proper Maxunitech Flumioxazin 51% WG rate based on weed spectrum and weed height from Table 11.

**Table 11. Broadleaf Weeds Controlled by Post-Directed or Layby Application of Maxunitech Flumioxazin 51% WG in Sugarcane**

BROADLEAF WEED SPECIES		WEED HEIGHT (Inches)	
COMMON NAME	SCIENTIFIC NAME	3 oz./A (0.096 lb. a.i.)	4 oz./A (0.128 lb. a.i.)
Bindweed, Field <sup>1</sup>	<i>Convolvulus arvensis</i>	4	8
Carpetweed	<i>Mollugo verticillata</i>	4	4
Cocklebur, Common	<i>Xanthium strumarium</i>	4	4
Florida Beggarweed	<i>Desmodium tortuosum</i>	2	2
Hemp Sesbania	<i>Sesbania exaltata</i>	6	8
Jimsonweed	<i>Datura stramonium</i>	4	4
Lambsquarters, Common	<i>Chenopodium album</i>	4	4
Morningglories			
Entireleaf	<i>Ipomoea hederacea</i> var. <i>integriuscula</i>	-	4
Ivyleaf	<i>Ipomoea hederacea</i>	4	4
Pitted	<i>Ipomoea lacunosa</i>	4	6
Red	<i>Ipomoea coccinea</i>	-	4
Tall	<i>Ipomoea purpurea</i>	2	4
Mustard, Wild	<i>Brassica kaber</i>	6	6
Pigweeds			
Palmer Amaranth	<i>Amaranthus palmeri</i>	4	6
Redroot	<i>Amaranthus retroflexus</i>	4	6
Smooth	<i>Amaranthus hybridus</i>	4	6
Plaintain, Broadleaf	<i>Plantago major</i>	6	6
Prickly Sida	<i>Sida spinosa</i>	4	6
Purslanes			
Common	<i>Portulaca oleracea</i>	2	4
Rock	<i>Calandrinia</i> spp.	-	2
Ragweeds			
Common	<i>Ambrosia artemisiifolia</i>	2	2
Giant	<i>Ambrosia trifida</i>	4	4
Rice Flatsedge	<i>Cyperus iria</i>	2	4
Sicklepod	<i>Senna obtusifolia</i>	4	4
Smartweeds			
Ladysthumb	<i>Polygonum persicaria</i>	4	4
Pale	<i>Polygonum lapathifolium</i>	4	4

BROADLEAF WEED SPECIES		WEED HEIGHT (Inches)	
COMMON NAME	SCIENTIFIC NAME	3 oz./A (0.096 lb. a.i.)	4 oz./A (0.128 lb. a.i.)
Pennsylvania	<i>Polygonum pennsylvanicum</i>	4	4
Spotted Spurge	<i>Euphorbia maculata</i>	4	4
Velvetleaf	<i>Abutilon theophrasti</i>	4	6
Venice Mallow	<i>Hibiscus trionum</i>	2	2
Waterhemp			
Common	<i>Amaranthus rudis</i>	2	2
Tall	<i>Amaranthus tuberculatus</i>	2	2

<sup>1</sup> Maxunitech Flumioxazin 51% WG tank mixes will only control the above ground portion of field bindweed. Repeated applications will be needed to control regrowth.

### TANK MIXES

Maxunitech Flumioxazin 51% WG may be tank mixed with the herbicides listed in Table 12 for additional weed control in burndown, preemergence, post-directed and layby applications. Refer to tank mix partner's label for adjuvant directions.

#### Tank Mixing Instructions:

It is the pesticide user's responsibility to ensure that all products are registered for the intended use. Read and follow the applicable restrictions and limitations and directions for use on all product labels involved in tank mixing. Users must follow the most restrictive directions for use and precautionary statements of each product in the tank mixture.

**Table 12. Tank Mixes with Maxunitech Flumioxazin 51% WG for Post-Directed or Layby Use in Sugarcane**

TANK MIX PARTNER <sup>1</sup>	TARGET WEEDS	BURNDOWN	POST-DIRECTED <sup>2</sup>	LAYBY
2,4-D amine	Annual and Perennial Broadleaf Weeds	X		
atrazine	Pigweeds Cocklebur	X	X	X
Asulox <sup>3</sup>	Annual Grasses		X	X
Ametryn <sup>4</sup>	Annual Grasses		X	X
glyphosate <sup>5</sup>	Annual and Perennial Weeds	X		X
metribuzin <sup>6</sup>	Broadleaf Panicum Goosegrass		X	X
Halosulfuron-methyl	Purple Nutsedge Yellow Nutsedge	X	X	X
Dicamba+ 2,4-D, dimethylamine salt	Annual and Perennial Broadleaf Weeds	X		

<sup>1</sup> Refer to tank mix product labels for specific use directions for control of emerged weeds present not listed in Table 11.

<sup>2</sup> Make post-directed applications to upright sugarcane varieties after the sugarcane has exceeded 24 inches in height. Post-directed applications to "PINEAPPLE" varieties or to upright varieties that are less than 24 inches in height may result in unacceptable crop injury.

<sup>3</sup> Apply to sugarcane at least 24 inches tall.

<sup>4</sup> Apply before weeds are greater than 6 inches tall.

<sup>5</sup> Glyphosate applications must be made with a hooded sprayer. Sugarcane must be at least 3 ft tall. Contact with the sugarcane foliage by either the spray mixture or the treated weed foliage will result in sugarcane injury.

<sup>6</sup> Refer to metribuzin label for restrictions based on soil type.

### ADDITIONAL PREEMERGENCE BROADLEAF CONTROL

Maxunitech Flumioxazin 51% WG can be tank mixed with atrazine or diuron for additional preemergence broadleaf control.

### ADDITIONAL PREEMERGENCE GRASS CONTROL

Maxunitech Flumioxazin 51% WG can be tank mixed with Prowl (or other pendimethalin products) for additional preemergence grass control provided sugarcane has not emerged.

## **DIRECTIONS FOR USE IN SUNFLOWER[\*] AND SAFFLOWER[\*]** [\*][NOT FOR USE IN CALIFORNIA]

### **HARVEST AID**

#### **RESTRICTIONS**

- **DO NOT** apply more than 3 oz. of Maxunitech Flumioxazin 51% WG (0.096 lb. a.i.) per acre per application.
- **DO NOT** apply more than 3 oz. of Maxunitech Flumioxazin 51% WG (0.096 lb. a.i.) per acre per year.
- **DO NOT** make more than 1 application per year.
- **DO NOT** harvest within 5 days of application.

Desiccation from Maxunitech Flumioxazin 51% WG requires the addition of an agronomically approved adjuvant to the spray mixture. Use a methylated seed oil which contains at least 15% emulsifiers and 80% oil at 1 qt./A. A spray grade nitrogen source (either ammonium sulfate at 2 to 2.5 lbs./A or a 28 to 32% nitrogen solution at 1 to 2 qts./A) may be added to the spray mixture along with methylated seed oil to enhance desiccation. The addition of a nitrogen source does not replace the need for methylated seed oil. Tank mixing Maxunitech Flumioxazin 51% WG with glyphosate or paraquat will increase control of emerged weeds and aid in harvest for sunflowers. Tank mixing Maxunitech Flumioxazin 51% WG with glyphosate will increase control of emerged weeds and aid in the harvest for safflower.

### **TIMING TO SUNFLOWER AND SAFFLOWER**

Apply Maxunitech Flumioxazin 51% WG, at 1.5 to 2 oz./A (0.048 to 0.064 lb. a.i.), when crop is mature (when seed is 35% moisture or less). For many varieties, this is when the backs of the heads are turning yellow and the bracts are turning brown. Sunflower and safflower can be harvested 5 days after application.

To ensure thorough coverage, use 15 to 30 gallons of spray solution per acre and select nozzle type using manufacturer's gallonage and pressure specifications for postemergence application.

## **DIRECTIONS FOR USE IN SWEET POTATO**

For Use in the States of Arizona, California and Hawaii Only

### **RESTRICTIONS**

- **DO NOT** apply more than 3 oz. of Maxunitech Flumioxazin 51% WG (0.096 lb a.i) per acre per single application.
- **DO NOT** apply more than 3 oz. of Maxunitech Flumioxazin 51% WG (0.096 lb. a.i.) per acre per year.
- **DO NOT** make more than 1 application per year.
- **DO NOT** apply postemergence to sweet potatoes.
- **DO NOT** use greenhouse grown transplants.
- **DO NOT** use transplants harvested more than 2 days prior to transplanting.
- **DO NOT** use on any sweet potato variety other than "BEAUREGARD", unless user has tested Maxunitech Flumioxazin 51% WG on other variety and has found crop tolerance to be acceptable.
- **DO NOT** apply as a part of any tank mix, except with labeled rates of Command, if tank mix is applied prior to transplanting.

### **TIMING TO SWEET POTATOES**

Maxunitech Flumioxazin 51% WG must be applied prior to transplanting sweet potatoes.

### **TIMING TO WEEDS**

#### **Preemergence to Weeds**

Apply Maxunitech Flumioxazin 51% WG to soil prior to transplanting sweet potato slips for the preemergence control of the weeds listed in Table 1.

## **DIRECTIONS FOR USE IN WHEAT[\*]** [\*][NOT FOR USE IN CALIFORNIA]

### **RESTRICTIONS**

- **DO NOT** apply more than 2 oz. of Maxunitech Flumioxazin 51% WG (0.064 lb. a.i.) per acre per application.
- **DO NOT** apply more than 2 oz. of Maxunitech Flumioxazin 51% WG (0.064 lb. a.i.) per acre per year.
- **DO NOT** make more than 1 application per year.

### **PRE-PLANT APPLICATIONS, PRE-EMERGENCE WEED CONTROL**

[For Use in the States of DE, ID, KY, MD, MN, MT, NC, ND, NJ, OR, PA, SC, SD, TN, VA, WA and WI Only]

### **RESTRICTIONS**

- For pre-plant weed control, use only on no-till or minimum tillage fields where the previous year's crops residue has not been incorporated into the soil.

- [Plant wheat no sooner than 7 days after Maxunitech Flumioxazin 51% WG application in the states of DE, KY, MD, NC, NJ, PA, SC, TN, or VA,]
- [Plant wheat no sooner than 14 days after Maxunitech Flumioxazin 51% WG application in the states of ID, MN, MT, ND, OR, PA, SD, WA or WI]
- [DO NOT use on Durum wheat.]
- DO NOT irrigate between emergence and spike.
- Wheat must be planted a minimum of 1" deep.
- DO NOT graze until wheat has reached 5 inches in height.

#### **Burndown Use Directions**

Maxunitech Flumioxazin 51% WG, applied as part of a burndown program, at 2 oz./A (0.064 lb. a.i.), may be used for residual weed control, as well as to assist in postemergence burndown of many weeds where wheat will be planted directly into the residue of the previous crop. See Directions for Use in Fall Burndown Programs in Fields to be Planted to Barley, Field Pea, Flax, Lentil, Safflower, Sunflower and Spring Wheat for rates and timing of applications. For control of emerged weeds, Maxunitech Flumioxazin 51% WG must be applied with an appropriate burndown tank mix partner. To ensure thorough coverage, use a minimum of 15 gallons of spray solution per acre. Refer to tank mix partner's label for directed adjuvant systems.

#### **POST-PLANT, PRE-EMERGENCE WEED CONTROL RESTRICTIONS**

[For use in the states of DE, ID, KY, MD, MN, MT, NC, ND, NJ, OR, PA, SC, SD, TN, VA, WA and WI Only]

##### **RESTRICTIONS**

- For post-plant, pre-emergence weed control, use only on no-till or minimum tillage fields where the previous crop residue has not been incorporated into the soil.
- Apply Maxunitech Flumioxazin 51% WG up to 2 days after planting.
- [DO NOT use on Durum wheat.]
- DO NOT irrigate between emergence and spike.
- Wheat must be planted a minimum of 1" deep.
- DO NOT graze until wheat has reached 5 inches in height.

#### **Use Directions**

Maxunitech Flumioxazin 51% WG, applied at 2 oz./A (0.064 lb. a.i.), may be used for residual weed control, where wheat has been planted directly into the residue of the previous year. Application must be made no later than 2 days after planting.

#### **HARVEST AID**

##### **RESTRICTION**

- DO NOT harvest within 10 days of application.

#### **Use Directions**

Maxunitech Flumioxazin 51% WG, applied at 2 oz./A (0.064 lb. a.i.) for desiccation requires the addition of an agronomically approved adjuvant to the spray mixture. Use a methylated seed oil which contains at least 15% emulsifiers and 80% oil at 1 qt./A. A spray grade nitrogen source (either ammonium sulfate at 2 to 2.5 lbs./A or a 28 to 32% nitrogen solution at 1 to 2 qts./A) may be added to the spray mixture along with methylated seed oil to enhance desiccation. The addition of a nitrogen source does not replace the need for methylated seed oil. Tank mixing Maxunitech Flumioxazin 51% WG with glyphosate will increase control of emerged weeds and aid in harvest.

To ensure coverage, use a minimum of 10 gallons spray solution per acre by ground application and a minimum of 5 gallons per acre by aerial application. Nozzle selection must meet manufacturer's gallonage and pressure specifications for postemergence application.

#### **TIMING TO WHEAT**

Apply Maxunitech Flumioxazin 51% WG, at 1.5 to 2 oz./A (0.048 to 0.064 lb. a.i.), after wheat reaches the hard dough stage and grain has no more than 30% moisture. Wheat can be harvested 10 days after application. Tank mix with glyphosate to enhance desiccation.

### **DIRECTIONS FOR USE IN BUSHBERRIES, CANEBERRY, CITRUS FRUIT, GRAPE, TREE NUT, OLIVE, POME FRUIT, POMEGRANATE, STONE FRUIT AND NON-BEARING FRUIT TREES**

Bushberry (Subgroup 13-07B): Aronia Berry, Blueberry, Highbush; Blueberry, Lowbush; Buffalo Currant; Chilean Guava; Cranberry, Highbush; Currant, Black; Currant, Red; Elderberry, European Barberry, Gooseberry, Honeysuckle edible; Huckleberry; Jostaberry; Juneberry (Saskatoon Berry); Lingonberry; Native Currant; Salal; Sea Buckthorn; cultivars, varieties, and/or hybrids of these.

Caneberry (Subgroup 13-07A): Blackberry, Loganberry, Black Raspberry, Red Raspberry, Wild Raspberry cultivars, varieties and/or hybrids of these.

Citrus Fruit (Crop Group 10-10): Australian Desert Lime; Australian Finger-lime; Australian Round Lime; Brown River Finger Lime; Calamondin; Citron; Citrus hybrids; Grapefruit; Japanese Summer Grapefruit; Kumquat; Lemon; Lime; Mediterranean Mandarin; Mount White Lime; New Guinea Wild Lime; Orange, Sour; Orange, Sweet; Pummelo; Russell River Lime; Satsuma Mandarin; Sweet Lime; Tachibana Orange; Tahiti Lime; Tangelo; Tangerine (mandarin); Tangor; Trifoliate Orange; Uniq Fruit; cultivars, varieties and/or hybrids of these.

Tree Nut (Crop Group 14-12): African Nut-tree; Almond, Beechnut; Brazil Nut; Brazilian Pine; Bunya; Bur Oak; Butternut; Cajou Nut; Candlenut; Cashew; Chestnut; Chinquapin; Coconut; Coquito Nut; Dika Nut; Ginko; Guiana Chestnut; Hazelnut (Filbert); Heartnut; Hickory Nut; Japanese Horse-chestnut; Macadamia Nut; Mongongo Nut; Monkey-pot; Monkey Puzzle Nut; Okari Nut; Pachira Nut; Peach Palm Nut; Pecan; Pequi; Pili Nut; Pine Nut; Pistachio; Sapucaia Nut; Tropical Almond; Walnut, Black; Walnut, English; Yellowhorn, cultivars, varieties and/or hybrids of these.

Pome Fruit (Crop Group 11-10): Apple; Azarole; Crabapple; Loquat; Mayhaw; Medlar; Pear; Pear, Asian; Quince; Quince, Chinese; Quince, Japanese; Tejocote; cultivars, varieties and/or hybrids of these.

Stone Fruit (Crop Group 12-12): Apricot; Apricot, Japanese; Capulin; Cherry, Black; Cherry, Nanking; Cherry, Sweet; Cherry, Tart; Jujube, Chinese; Nectarine; Peach; Plum; Plum, American; Plum, Beach; Plum, Canada; Plum, Cherry; Plum, Chickasaw; Plum, Damson; Plum, Japanese; Plum, Klamath; Plum, Prune; Plumcot; Sloe and cultivars, varieties and/or hybrids of these.

### RESTRICTIONS

- **DO NOT** apply more than 12 oz. of Maxunitech Flumioxazin 51% WG (0.383 lb. a.i.) per acre per application, except Caneberries; for caneberries **DO NOT** apply more than 6 oz. Maxunitech Flumioxazin 51% WG (0.191 lb. a.i.) per acre per application.
- **DO NOT** apply more than 24 oz. of Maxunitech Flumioxazin 51% WG (0.765 lb. a.i.) per acre per year, except Bushberries; for Bushberries **DO NOT** apply more than 12 oz. of Maxunitech Flumioxazin 51% WG (0.383 lb. a.i.) per acre per year; Caneberries **DO NOT** apply more than 6 oz. (0.191 lb. a.i.) per acre per year.
- **DO NOT** make more than 2 applications per year.
- **DO NOT** make a sequential application within 30 days of the first application, except nut trees, **DO NOT** make a sequential application within 60 days of the first application.
- **DO NOT** apply to farm alleys or roads where traffic may result in treated dust settling onto crops or other desirable vegetation.
- **DO NOT** apply within 300 yards of non-dormant pome fruit and stone fruit.
- **DO NOT** apply to powdery soils or soils that are susceptible to wind displacement unless irrigation can be applied immediately after application.
- **DO NOT** mow treated areas between bud break and final harvest. Dust created by mowing may drift onto desirable vegetation resulting in injury.
- **DO NOT** apply to nut trees established less than one year, unless protected from spray contact by non-porous wraps, grow tubes, or waxed containers.
- Preharvest Interval (PHI)
  - Citrus Fruit: 3 days
  - Bushberries: 7 days
  - Caneberries: 7 days
  - Grape: 60 days
  - Nut Trees: 60 days
  - Olive: 60 days
  - Pome Fruit: 60 days
  - Pomegranate: 60 days
  - Stone Fruit: 60 days
- Use a maximum Maxunitech Flumioxazin 51% WG rate of 6 oz./A (0.191 lb. a.i.) per application on any soil that has a sand plus gravel content over 80% if bushes, trees or vines are less than 3 years of age. (Two applications of 6 oz./A (0.191 lb. a.i.) in a 12 month period can still be made as long as there have been 60 days between applications).

### PRECAUTIONS

- Raise mower height during all mowing to reduce dust. Dust created by mowing can drift onto desirable vegetation resulting in injury.
- Follow the most restrictive label limitations and precautions of the tank mix product(s) being used.
- Avoid direct or indirect spray contact to foliage and green bark (non-barked trunk and non-barked vines with the exception of undesirable suckers).
- Irrigate after application with minimum of ¼ inch of water to activate the herbicide and to reduce wind displacement of soil.



For bushberries, caneberries, citrus fruit, grape, nut trees, olive, pomegranate and non-bearing fruit trees, apply Maxunitech Flumioxazin 51% WG as a uniform broadcast application to the orchard or vineyard floor or as a uniform band directed at the base of the bush, trunk or vine. For stone fruit and pear, Maxunitech Flumioxazin 51% WG can only be applied as a uniform band directed at the base of the trunk prior to "bud break". For apple, Maxunitech Flumioxazin 51% WG can only be applied as a uniform band directed at the base of the trunk prior to "pink bud". For other pome fruit, check with your Loveland Products, Inc. representative for application timing. The preferred application timing for Maxunitech Flumioxazin 51% WG is in the fall to maximize the potential for rainfall to activate and set the herbicide. **DO NOT** apply over the top of crop or allow spray to come in contact with crop as a result of application or drift.

#### **Preemergence Application**

Apply 6 to 12 oz. (0.191 to 0.383 lb. ai/A) [maximum of 6 oz./A (0.191 lb. a.i.) for caneberries] of Maxunitech Flumioxazin 51% WG per broadcast acre as a preemergence application. Make preemergence (to weed emergence) applications of Maxunitech Flumioxazin 51% WG to a weed-free soil surface. Preemergence applications of Maxunitech Flumioxazin 51% WG must be completed prior to weed emergence. Moisture is necessary to activate Maxunitech Flumioxazin 51% WG on soil for residual weed control. Dry weather following application of Maxunitech Flumioxazin 51% WG may reduce effectiveness. However, when adequate moisture is received after dry conditions, Maxunitech Flumioxazin 51% WG will control susceptible germinating weeds.

#### **Postemergence Application**

If weeds are emerged at the time of application, apply 6 to 12 oz. (0.191 to 0.383 lb. ai/A) (maximum 6 oz./A (0.191 lb. a.i.) for caneberries) of Maxunitech Flumioxazin 51% WG per broadcast acre plus an adjuvant (0.25% v/v non-ionic surfactant or 1 qt./A crop oil concentrate). The addition of an adjuvant enhances Maxunitech Flumioxazin 51% WG activity on emerged weeds. Thorough spray coverage is necessary to maximize the postemergence activity of Maxunitech Flumioxazin 51% WG. Maxunitech Flumioxazin 51% WG will not control emerged weeds without the addition of a labeled burndown product.

Refer to Table 10, Weeds Controlled by Preemergence Application of Maxunitech Flumioxazin 51% WG for weeds controlled by the residual activity of Maxunitech Flumioxazin 51% WG. Tank mix Maxunitech Flumioxazin 51% WG with a labeled burndown herbicide for control of the emerged weeds listed in Table 13. Refer to tank mix partner's label for additional restrictions, including minimum carrier volume and crops in which tank mix partner may be used. Tank mixes with glyphosate or 2,4-D containing products are not advised during the period after bloom through final harvest to ensure crop safety from drift.

Residual weed control will be reduced if vegetation prevents the Maxunitech Flumioxazin 51% WG from reaching the soil surface. If vegetation is heavy, it is advised to use a burndown herbicide with Maxunitech Flumioxazin 51% WG and make a sequential Maxunitech Flumioxazin 51% WG application prior to the emergence of new weeds.

#### **Carrier Volume and Spray Pressure**

To ensure thorough coverage in burndown applications, use a minimum of 15 gallons of spray solution per acre. Use higher gallonage if dense vegetation or heavy crop residue is present.

Nozzle selection must meet manufacturer's gallonage and pressure specifications.

#### **Banded Application**

Rates listed in Table 13, Weeds Controlled by Postemergence Activity of Maxunitech Flumioxazin 51% WG Tank Mixes, refer to a broadcast application covering the entire acre. Refer to the Band Application table in Use Information section to calculate amount needed per acre when making a banded application.

#### **USE RESTRICTIONS FOR BUSHBERRIES**

- **DO NOT** use in the states of Idaho, Oregon or Washington except west of the Cascade Mountains in the following counties:  
**Oregon:** Benton, Clackamas, Clatsop, Columbia, Coos, Curry, Douglas, Jackson, Josephine, Lane, Lincoln, Linn, Marion, Multnomah, Polk, Tillamook, Umatilla, Yamhill and Washington  
**Washington:** Benton, Clallam, Clark, Cowlitz, Franklin, Grant, Grays Harbor, King, Jefferson, Kitsap, Lewis, Pacific, Pierce, Skagit, Snohomish, Thurston, Wahkiakum, Walla Walla and Whatcom
- **DO NOT** apply to bushberries established less than 2 years unless they are protected from spray contact by non-porous wrap, grow tubes or waxed containers.
- **DO NOT** apply more than 12 oz. of Maxunitech Flumioxazin 51% WG (0.383 lb. a.i.) per acre per application.
- **DO NOT** apply more than 12 oz. of Maxunitech Flumioxazin 51% WG (0.383 lb. a.i.) per acre per year.
- **DO NOT** make more than 1 application per year.
- **DO NOT** apply to farm alleys or roads where traffic may result in treated dust settling onto crops or other desirable vegetation.

#### **USE RESTRICTIONS FOR GRAPES**

- **DO NOT** apply to grapes established less than 2 years unless they are trellised at least 3 ft. from the soil surface or are protected from spray contact by non-porous wrap, grow tubes or waxed containers.



- **DO NOT** apply to grapes that are not trellised or staked unless they are free standing.
- Avoid direct or indirect spray contact to foliage and green bark (non-barked vines, with the exception of undesirable suckers).
- Plant new plantings of "own-rooted varieties", for example, Concord, so that all roots are a minimum of 8 inches below the soil surface to be treated. In some situations, this may require hilling soil around newly planted vines so that the settled depth of the hill will be 4 to 5 inches above the vineyard floor.
- **DO NOT** apply more than 12 oz. of Maxunitech Flumioxazin 51% WG (0.383 lb. a.i.) per acre per application.
- **DO NOT** apply more than 24 oz. of Maxunitech Flumioxazin 51% WG (0.765 lb. a.i.) per acre per year.
- **DO NOT** make more than 2 applications per year.
- **DO NOT** make a sequential application within 30 days of the first application.
- **DO NOT** apply to farm alleys or roads where traffic may result in treated dust settling onto crops or other desirable vegetation.
- **DO NOT** apply to powdery soils or soils that are susceptible to wind displacement unless irrigation can be applied immediately after application.
- **DO NOT** mow treated areas between bud break and final harvest. Dust created by mowing may drift onto desirable vegetation resulting in injury.

#### **Juice, Raisin and Wine Grapes**

- **DO NOT** apply during the period after bud break through final harvest, unless using shielded application equipment and applicator can ensure spray drift will not come in contact with crop fruit or foliage. Shielded applications during this time period must not be made with glyphosate or products containing glyphosate.
- **DO NOT** apply more than 12 oz. of Maxunitech Flumioxazin 51% WG (0.383 lb. a.i.) per acre per application.
- **DO NOT** apply more than 24 oz. of Maxunitech Flumioxazin 51% WG (0.765 lb. a.i.) per acre per year.
- **DO NOT** make more than 2 applications per year.
- **DO NOT** make a sequential application within 30 days of the first application.
- **DO NOT** apply to farm alleys or roads where traffic may result in treated dust settling onto crops or other desirable vegetation.
- **DO NOT** apply to powdery soils or soils that are susceptible to wind displacement unless irrigation can be applied immediately after application.
- **DO NOT** mow treated areas between bud break and final harvest. Dust created by mowing may drift onto desirable vegetation resulting in injury.

#### **Table Grapes**

- Maxunitech Flumioxazin 51% WG may be applied during the period following final harvest up to bud break.
- **DO NOT** apply after bud break.
- **DO NOT** apply more than 12 oz. of Maxunitech Flumioxazin 51% WG (0.383 lb. a.i.) per acre per application.
- **DO NOT** apply more than 24 oz. of Maxunitech Flumioxazin 51% WG (0.765 lb. a.i.) per acre per year.
- **DO NOT** make more than 2 applications per year.
- **DO NOT** make a sequential application within 30 days of the first application.
- **DO NOT** apply to farm alleys or roads where traffic may result in treated dust settling onto crops or other desirable vegetation.
- **DO NOT** apply to powdery soils or soils that are susceptible to wind displacement unless irrigation can be applied immediately after application.
- **DO NOT** mow treated areas between bud break and final harvest. Dust created by mowing may drift onto desirable vegetation resulting in injury.

#### **USE PRECAUTIONS FOR CITRUS FRUIT, TREE NUTS, OLIVE, POME FRUIT, POMEGRANATE AND STONE FRUIT**

- For pome fruit and stone fruit, Maxunitech Flumioxazin 51% WG can only be applied as a uniform band directed at the base of the trunk prior to silver tip in apples and bud break in stone fruit.
- For pome fruit and stone fruit **DO NOT** apply to row middles (area between berms)
- For nut trees, olive and pomegranate apply after bud break through final harvest using shielded application equipment if the applicator can ensure the spray drift will not come into contact with non-target vegetation, crop fruit and/or foliage. Shielded application equipment is not required if the following application parameters are followed:
  - Application pressure (at boom) < 30 PSI.
  - Application speed < 5 MPH.
  - Applicator can ensure the spray drift will not come into contact with non-target vegetation, crop fruit and/or foliage.
- **DO NOT** apply more than 12 oz. of Maxunitech Flumioxazin 51% WG (0.383 lb. a.i.) per acre per application.
- **DO NOT** apply more than 24 oz. of Maxunitech Flumioxazin 51% WG (0.765 lb. a.i.) per acre per year.
- **DO NOT** make more than 2 applications per year.
- **DO NOT** make a sequential application within 60 days of the first application.

- **DO NOT** apply to farm alleys or roads where traffic may result in treated dust settling onto crops or other desirable vegetation.
- **DO NOT** apply within 300 yards of non-dormant pome fruit and stone fruit.
- **DO NOT** apply to powdery soils or soils that are susceptible to wind displacement unless irrigation can be applied immediately after application.
- **DO NOT** mow treated areas between bud break and final harvest. Dust created by mowing may drift onto desirable vegetation resulting in injury.
- **DO NOT** apply to nut trees established less than one year, unless protected from spray contact by non- porous wraps, grow tubes, or waxed containers.

**USE RESTRICTIONS FOR CITRUS FRUIT, TREE NUTS, OLIVE, POME FRUIT, POMEGRANATE AND STONE FRUIT**

- California Only: For almonds and stone fruit in the counties of Merced, San Joaquin and Stanislaus, refer to use precautions below.
- **DO NOT** apply to pears in the states of Oregon or Washington.
- **DO NOT** apply to trees established less than one year, unless protected from spray contact by non-porous wraps, grow tubes, paint or waxed containers.
- **DO NOT** use in the states of Oregon or Washington except in the following counties unless the additional restrictions listed below are followed:  
**Oregon:** Benton, Clackamas, Clatsop, Columbia, Coos, Curry, Douglas, Jackson, Josephine, Lane, Lincoln, Linn, Marion, Morrow, Multnomah, Polk, Tillamook, Umatilla, Yamhill and Washington  
**Washington:** Clallam, Cowlitz, Grays Harbor, King, Jefferson, Kitsap, Lewis, Pacific, Pierce, Skagit, Snohomish, Thurston, Wahkiakum and Whatcom
- For apples east of the Cascade Mountains in Washington (counties not listed above), follow the restrictions above plus:
  - Apply between final harvest and January 1.
  - Apply only to apple blocks with an established (2 years or older) permanent cover crop that covers a minimum of 60% of the surface area in the block.
  - Application must be incorporated with a minimum of one half inch of water within 48 hours after application.
  - **DO NOT** apply to powdery soils or soils susceptible to wind displacement.
  - Apply only to orchard berms.
  - **DO NOT** mow the treated berm areas of the orchard.
- **DO NOT** apply more than 12 oz. of Maxunitech Flumioxazin 51% WG (0.383 lb. a.i.) per acre per application.
- **DO NOT** apply more than 24 oz. of Maxunitech Flumioxazin 51% WG (0.765 lb. a.i.) per acre during a 12 month period.
- **DO NOT** make more than 2 applications per year.
- **DO NOT** make a sequential application within 60 days of the first application.
- **DO NOT** apply to farm alleys or roads where traffic may result in treated dust settling onto crops or other desirable vegetation.
- **DO NOT** apply within 300 yards of non-dormant pome fruit and stone fruit.
- **DO NOT** apply to powdery soils or soils that are susceptible to wind displacement unless irrigation can be applied immediately after application.
- **DO NOT** mow treated areas between bud break and final harvest. Dust created by mowing may drift onto desirable vegetation resulting in injury.
- **DO NOT** apply to nut trees established less than one year, unless protected from spray contact by non- porous wraps, grow tubes, or waxed containers.

**USE RESTRICTIONS ON ALMONDS AND STONE FRUIT IN DEFINED AREAS OF MERCED, SAN JOAQUIN AND STANISLAUS COUNTIES OF CALIFORNIA**

The use of Maxunitech Flumioxazin 51% WG in soils common in parts of Merced, San Joaquin and Stanislaus counties in California is known to have resulted in injury to almonds under drought stress conditions. These soils are characterized by having been cut or filled, high sand content, low clay content and shallow profiles. The Defined Area can be seen on the Map or by the description that follows:

- Intersection of Highway 4 and Escalon-Bellota Road at Farmington in San Joaquin County;
- Directly South on Escalon-Bellota to the Santa Fe Avenue and railroad tracks at Escalon;
- Southeast on Santa Fe Avenue down to the Merced River;
- East following the Merced River to the Merced/Mariposa County line;
- Northwest following the Merced County line through the intersection of Merced and Stanislaus County line following the



Stanislaus/Tuolumne County and Calaveras County line to Highway 4;

- West on Highway 4 back to the Farmington intersection of Escalon - Bellota Road.

**USE RESTRICTIONS FOR NON-BEARING FRUIT TREES**

Non-Bearing Avocado and Fig

- **DO NOT** apply more than 12 oz. of Maxunitech Flumioxazin 51% WG (0.383 lb. a.i.) per acre per application.
- **DO NOT** apply more than 24 oz. of Maxunitech Flumioxazin 51% WG (0.765 lb. a.i.) per acre during a 12 month period.
- **DO NOT** make more than 2 applications per year.
- **DO NOT** harvest fruit from treated trees within one year of application.
- **DO NOT** apply to trees established less than one year, unless protected from spray contact by non-porous wraps, grow tubes or waxed containers.
- **DO NOT** apply during the period after flowering through leaf drop, unless using shielded application equipment and the applicator can ensure spray drift will not come in contact with the crop foliage.
- **DO NOT** make a sequential application within 60 days of the first application.
- **DO NOT** apply to farm alleys or roads where traffic may result in treated dust settling onto crops or other desirable vegetation.
- **DO NOT** apply within 300 yards of non-dormant pome fruit and stone fruit.
- **DO NOT** apply to powdery soils or soils that are susceptible to wind displacement unless irrigation can be applied immediately after application.
- **DO NOT** mow treated areas between bud break and final harvest. Dust created by mowing may drift onto desirable vegetation resulting in injury.
- **DO NOT** apply to nut trees established less than one year, unless protected from spray contact by non-porous wraps, grow tubes, or waxed containers.

**Table 13. Weeds Controlled by Postemergence Activity of Maxunitech Flumioxazin 51% WG Tank Mixes**

<b>BROADLEAF WEED SPECIES</b>			
<b>COMMON NAME</b>	<b>SCIENTIFIC NAME</b>	<b>WEED HEIGHT/LENGTH (inches)</b>	<b>Maxunitech Flumioxazin 51% WG RATE</b>
Bindweed, Field <sup>1</sup>	<i>Convolvulus arvensis</i>	8	6 to 12 oz./A (0.191 to 0.383 lb. a.i.)
Carpetweed	<i>Mollugo verticillata</i>	4	
Chickweeds			
Common	<i>Stellaria media</i>	4	
Mouseear	<i>Cerastium vulgatum</i>	4	
Cocklebur, Common	<i>Xanthium strumarium</i>	4	
Eveningprimrose, Cutleaf <sup>2</sup>	<i>Oenothera laciniata</i>	12	
Filaree			
Broadleaf	<i>Erodium botrys</i>	4	
Redstem	<i>Erodium cicutarium</i>	4	
Florida Beggarweed	<i>Desmodium tortuosum</i>	2	
Hemp Sesbania	<i>Sesbania exaltata</i>	8	
Jimsonweed	<i>Datura stramonium</i>	4	
Lambsquarters, Common	<i>Chenopodium album</i>	4	
Morningglories			
Entireleaf	<i>Ipomoea hederacea</i> var. <i>integriuscula</i>	4	
Ivyleaf	<i>Ipomoea hederacea</i>	4	
Pitted	<i>Ipomoea lacunose</i>	6	
Red/Scarlet	<i>Ipomoea coccinea</i>	4	
Tall	<i>Ipomoea purpurea</i>	4	
Mustard, Wild	<i>Brassica kaber</i>	6	
Pigweeds			
Palmer Amaranth	<i>Amaranthus palmeri</i>	6	
Redroot	<i>Amaranthus retroflexus</i>	6	
Smooth	<i>Amaranthus hybridus</i>	6	
Plantain, Broadleaf	<i>Plantago major</i>	6	

BROADLEAF WEED SPECIES			
COMMON NAME	SCIENTIFIC NAME	WEED HEIGHT/LENGTH (inches)	Maxunitech Flumioxazin 51% WG RATE
Prickly Sida (Teaweed)	<i>Sida spinosa</i>	6	
Purslanes			
Common	<i>Portulaca oleracea</i>	4	
Rock	<i>Calandrinia</i> spp.	2	
Ragweeds			
Common	<i>Ambrosia artemisiifolia</i>	2	
Giant	<i>Ambrosia trifida</i>	4	
Rice Flatsedge	<i>Cyperus iria</i>	4	
Sicklepod	<i>Senna obtusifolia</i>	4	
Smartweeds			
Ladysthumb	<i>Polygonum persicaria</i>	4	
Pale	<i>Polygonum lapathifolium</i>	4	
Pennsylvania	<i>Polygonum pennsylvanicum</i>	4	
Spotted Spurge	<i>Euphorbia maculata</i>	4	
Velvetleaf	<i>Abutilon theophrasti</i>	4	
Venice Mallow	<i>Hibiscus trionum</i>	4	
Waterhemp			
Common	<i>Amaranthus rudis</i>	2	
Tall	<i>Amaranthus tuberculatus</i>	2	

<sup>1</sup> Maxunitech Flumioxazin 51% WG will only provide control of the above ground portion of bindweed. Repeated applications will be needed to control regrowth.

<sup>2</sup> For acceptable control, cutleaf eveningprimrose must be 12 inches or less and in the rosette stage. Add crop oil concentrate, at 1 pt./A, or non-ionic surfactant at 0.25% v/v, to glyphosate tank mixes for cutleaf eveningprimrose control, including glyphosate formulations that contain a built-in adjuvant system.

#### ADDITIONAL RESIDUAL WEED CONTROL

Maxunitech Flumioxazin 51% WG may be tank mixed with oryzalin, simazine or diuron for additional residual weed control. Always read and follow label use directions for all products being used.

### DIRECTIONS FOR FALLOWBED USE ON TRANSPLANTED MELON[\*], PEPPER[\*] AND TOMATO BEDS[\*] [For Use in Arizona, California and Hawaii Only] [\*][NOT FOR USE IN CALIFORNIA]

#### RESTRICTIONS

- **DO NOT** apply more than 4 oz. of Maxunitech Flumioxazin 51% WG (0.128 lb. a.i.) per acre per application.
- **DO NOT** apply more than 8 oz. of Maxunitech Flumioxazin 51% WG (0.256 lb. a.i.) per acre per year.
- **DO NOT** make more than 2 application of Maxunitech Flumioxazin 51% WG per acre per year.
- Minimum retreatment interval 14 days.

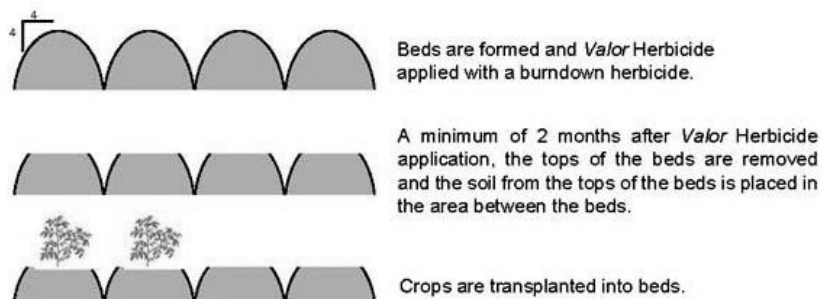
Many weather related factors, including high wind or heavy rains or cool conditions at or near crop transplanting, may result in crop injury in fields treated with Maxunitech Flumioxazin 51% WG. On occasion this has resulted in a delay in maturity.

MAXUNITECH FLUMIOXAZIN 51% WG RATES	ADJUVANT	GPA	TRANSPLANTING INTERVAL
4 oz/A (0.125 lb ai/A)	Required by burndown tank mix partner	Ground – 20 to 40	2 Months
<b>Application Method:</b> Apply with a burndown herbicide labeled for the control of emerged weeds. <i>Maxunitech Flumioxazin 51% WG</i> , when used alone, will not provide satisfactory control of emerged weeds.			

#### USE RESTRICTIONS FOR PREEMERGENCE FALLOWBED WEED CONTROL PRIOR TO TRANSPLANTING

- Always read and follow all label directions when using any pesticide alone or in tank mix combinations.

- The top 4 inches of the bed, from a horizontal and vertical perspective, where the crop will be transplanted, must be removed prior to transplanting.
- Irrigate treated field after application and prior to transplanting with minimum of 1/4 inch of water if rainfall does not occur between application and transplanting.
- Use only healthy transplants. **DO NOT** use on direct seeded crops.
- [On flat beds (tomato only), the soil must be incorporated to a depth of at least 4 inches, twice, prior to transplanting. Failure to incorporate may result in stand reduction and/or crop injury.]
- This use pattern makes no claim for in-season weed control after the beds have been disturbed.



## DIRECTIONS FOR USE TO MAINTAIN BARE GROUND ON NON-CROP AREAS OF FARMS, ORCHARDS AND VINEYARDS

### RESTRICTIONS

- **DO NOT** apply to farm alleys or roads where traffic may result in treated dust settling onto crops or other desirable vegetation.
- **DO NOT** apply to ditch banks.
- **DO NOT** apply more than 12 oz (0.383 lb ai) of Maxunitech Flumioxazin 51% WG per acre per application.
- **DO NOT** apply more than 24 oz (0.765 lb ai) of Maxunitech Flumioxazin 51% WG per acre per year.
- **DO NOT** make more than 6 applications per year.
- Minimum retreatment interval 30 days.

Maxunitech Flumioxazin 51% WG, when used as directed, can be used on farms, orchards and vineyards for non-selective vegetation control to maintain bare ground on non-crop areas that must be kept weed free. Follow all applicable directions as outlined above under "USE INFORMATION".

Maxunitech Flumioxazin 51% WG offers residual and postemergence control of susceptible broadleaf and grass weeds as well as an additional mode of action to assist in the control of ALS (acetolactate synthase) resistant weeds. Maxunitech Flumioxazin 51% WG can be tank mixed with the herbicides listed in Table 14 for increased residual or postemergence control. The length of residual control is dependent on the rate applied as well as on rainfall and temperature conditions. Length of residual control will decrease as temperature and precipitation increase. Maxunitech Flumioxazin 51% WG rates of 6 to 12 oz./A (0.191 to 0.383 lb. ai/A) are required to provide residual control of the weeds listed in Table 10.

### PREEMERGENCE APPLICATION

Apply 6 to 12 oz./A (0.191 to 0.383 lb. ai/A) of Maxunitech Flumioxazin 51% WG per broadcast acre as a preemergence application. Make preemergence (prior to weed emergence) applications of Maxunitech Flumioxazin 51% WG to a weed-free soil surface. Preemergence applications of Maxunitech Flumioxazin 51% WG must be completed prior to weed emergence. Moisture is necessary to activate Maxunitech Flumioxazin 51% WG on soil for residual weed control. Dry weather following application of Maxunitech Flumioxazin 51% WG may reduce effectiveness. However, when adequate moisture is received after dry conditions, Maxunitech Flumioxazin 51% WG will control susceptible germinating weeds.

### POSTEMERGENCE APPLICATION

Apply 6 to 12 oz. (0.191 to 0.383 lb. ai/A) of Maxunitech Flumioxazin 51% WG per broadcast acre plus an adjuvant (0.25% v/v non-ionic surfactant or 1 qt./A crop oil concentrate). The addition of an adjuvant enhances Maxunitech Flumioxazin 51% WG activity on emerged weeds. Thorough spray coverage is necessary to maximize the postemergence activity of Maxunitech Flumioxazin 51% WG. Emerged weeds are controlled postemergence with Maxunitech Flumioxazin 51% WG, however, translocation of Maxunitech Flumioxazin 51% WG within a weed is limited, and control is affected by spray coverage and by the addition of an adjuvant. The most effective postemergence weed control with Maxunitech Flumioxazin 51% WG occurs when applied in combination with a surfactant to weeds less than 2 inches in height. Use a tank mix partner in combination with



Maxunitech Flumioxazin 51% WG for the postemergence control of weeds larger than 2 inches. Advised tank mix partners are listed in Table 14.

**IMPORTANT:** Completely read and follow the label of any potential tank mix partner with Maxunitech Flumioxazin 51% WG. When using tank mixtures, use conditions must be in accordance with the most restrictive of the label limitations and precautions on either herbicide label.

**Table 14. Tank Mix Combination to Maintain Bare Ground on Non-Crop Areas**

glyphosate	2,4-D	glufosinate	paraquat
------------	-------	-------------	----------

### STORAGE AND DISPOSAL

**DO NOT** contaminate water, food or feed by storage, disposal or cleaning of equipment.

**Storage**

Keep pesticide in original container. Store in a cool, dry, secure place. **DO NOT** put formulation or dilute spray solution into food or drink containers. **DO NOT** contaminate food or foodstuffs. **DO NOT** store or transport near feed or food. Not for use or storage in or around the home.

**Pesticide Disposal**

Wastes resulting from the use of this product may be disposed of on site or at an approved waste disposal facility.

**Container Handling**

**[Non-refillable container. DO NOT** reuse or refill this container. Offer for recycling, if available. Clean container promptly after emptying. Triple rinse as follows: Empty the remaining contents into application equipment or a mix tank. Fill the container ¼ full with water and recap. Shake for 10 seconds. Pour rinsate into application equipment or a mix tank or store rinsate for later use or disposal. Drain for 10 seconds after the flow begins to drip. Repeat this procedure two more times. Then offer for recycling, if available or puncture and dispose of in a sanitary landfill.]

-or-

[Container statement for nonrefillable container with liner]

**[Nonrefillable Bag: DO NOT** reuse or refill this bag. Completely empty bag by shaking and tapping sides and bottom to loosen clinging particles. Empty residue into equipment. **DO NOT** reuse bag. Dispose of bag in a sanitary landfill or by other procedures allowed by State and local authorities. Offer for recycling if available. Liner: Completely empty liner by shaking and tapping sides and bottom to loosen clinging particles. Empty residue into equipment. **DO NOT** reuse liner. Dispose of liner in a sanitary landfill or other procedures allowed by State and local authorities.]

-or-

[Container statement for nonrefillable drum with liner]

**[Nonrefillable Container: DO NOT** reuse or refill this container. Offer for recycling if available. Clean container promptly after emptying. Triple rinse as follows: Empty the remaining contents into application equipment or a mix tank. Fill the container 1/4 full with water. Replace and tighten closures. Tip container on its side and roll it back and forth, ensuring at least one complete revolution, for 30 seconds. Stand the container on its end and tip it back and forth several times. Turn the container over onto its other end and tip it back and forth several times. Empty the rinsate into application equipment or a mix tank or store rinsate for later use or disposal. Repeat this procedure two more times. Liner: Completely empty liner by shaking and tapping sides and bottom to loosen clinging particles. Empty residue into equipment. **DO NOT** reuse liner. Dispose of liner in a sanitary landfill or by other procedures allowed by State and local authorities.]

-or-

[Container statement for refillable container]

**[Refillable Container:** Refilling Container: Refill this container with Flumioxazin only. **DO NOT** reuse this container for any other purpose. Cleaning the container before final disposal is the responsibility of the person disposing of the container. Cleaning before refilling is the responsibility of the refiller. To clean the container before final disposal, empty the remaining contents from this container into application equipment or mix tank. Fill the container about 10 percent full with water. Agitate vigorously or recirculate water with the pump for 2 minutes. Pour or pump rinsate into application equipment or rinsate collection system. Repeat this rinsing procedure two more times. When empty, return to point of sale.]



**LIMITATION OF WARRANTY AND LIABILITY**

Read the entire directions for use, conditions of warranties and limitations of liability before using this product. If terms are not acceptable, return the unopened product container at once. By using this product, user or buyer accepts the following **CONDITIONS, DISCLAIMER OF WARRANTIES and LIMITATIONS OF LIABILITY. CONDITIONS:** The directions for use of this product are believed to be adequate and must be followed carefully. However, it is impossible to eliminate all risks associated with the use of this product. Crop injury, ineffectiveness or other unintended consequences may result because of such factors as weather conditions, presence of other materials, or the manner of use or application, all of which are beyond the control of Maxunitech North America, Inc. All such risks shall be assumed by the user or buyer. **DISCLAIMER OF WARRANTIES:** To the extent consistent with applicable law, Maxunitech North America, Inc. makes no other warranties, express or implied, of merchantability or of fitness for a particular purpose or otherwise, that extend beyond the statements made on this label. No agent of Maxunitech North America, Inc. is authorized to make any warranties beyond those contained herein or to modify the warranties contained herein. To the extent consistent with applicable law, Maxunitech North America, Inc. disclaims any liability whatsoever for special, incidental or consequential damages resulting from the use or handling of this product. **LIMITATIONS OF LIABILITY:** To the extent consistent with applicable law, the exclusive remedy of the user or buyer for any and all losses, injuries or damages resulting from the use or handling of this product, whether in contract, warranty, tort, negligence, strict liability or otherwise, shall not exceed the purchase price paid or at Maxunitech North America, Inc.'s election, the replacement of product.

[EPA approval date]

**{[LANGUAGE ON LABEL AFFIXED TO CONTAINER]}**

**FLUMIOXAZIN GROUP 14 HERBICIDE**



**Maxunitech Flumioxazin 51% WG**

<b>ACTIVE INGREDIENT:</b>	<b>By Wt.</b>
Flumioxazin .....	51.00%
<b>OTHER INGREDIENTS:</b> .....	<b>49.00%</b>
<b>TOTAL:</b> .....	<b>100.00%</b>

**KEEP OUT OF REACH OF CHILDREN  
CAUTION**

<b>FIRST AID</b>	
<b>IF SWALLOWED:</b>	<ul style="list-style-type: none"> <li>• Call a poison control center or doctor immediately for treatment advice.</li> <li>• Have person sip a glass of water if able to swallow.</li> <li>• <b>DO NOT</b> induce vomiting unless told to do so by a poison control center or doctor.</li> <li>• <b>DO NOT</b> give anything by mouth to an unconscious person.</li> </ul>
<b>IF ON SKIN OR CLOTHING:</b>	<ul style="list-style-type: none"> <li>• Take off contaminated clothing.</li> <li>• Rinse skin immediately with plenty of water for 15 to 20 minutes.</li> <li>• Call a poison control center or doctor for treatment advice.</li> </ul>
<b>IF INHALED:</b>	<ul style="list-style-type: none"> <li>• Move person to fresh air.</li> <li>• If person is not breathing, call 911 or an ambulance, then give artificial respiration, preferably by mouth-to-mouth, if possible.</li> <li>• Call a poison control center or doctor for treatment advice.</li> </ul>
<b>IF IN EYES:</b>	<ul style="list-style-type: none"> <li>• Hold eye open and rinse slowly and gently with water for 15 to 20 minutes.</li> <li>• Remove contact lenses, if present, after the first 5 minutes, then continue rinsing eye.</li> <li>• Call a poison control center or doctor for treatment advice.</li> </ul>
<b>HOTLINE NUMBER</b>	
<p>Have the product container or label with you when calling a poison control center or doctor or going for treatment. For information on this pesticide product (including general health concerns or pesticide incidents), call the National Pesticide Information Center at 1-800-858-7378, Monday through Friday, 8:00 AM to 12 PM Pacific Standard Time. In the event of a medical emergency, call your poison control center at 1-800-222-1222.</p>	

For Chemical Emergency:  
Spill, Leak, Fire, Exposure, or Accident,  
Call CHEMTREC Day or Night  
Within USA and Canada: 1-800-424-9300

**PRECAUTIONARY STATEMENTS  
HAZARDS TO HUMANS AND DOMESTIC ANIMALS  
CAUTION**

Harmful if inhaled or absorbed through the skin. Causes moderate eye irritation. Avoid contact with eyes, skin or clothing. Wash thoroughly with soap and water after handling and before eating, drinking, chewing gum, using tobacco, or using the toilet.

**ENVIRONMENTAL HAZARDS**

This product is toxic to non-target plants and aquatic invertebrates. **DO NOT** apply directly to water, to areas where surface water is present or to intertidal areas below the mean high-water mark. Drift or runoff may be hazardous to non-target plants and aquatic organisms in neighboring areas. **DO NOT** apply where runoff is likely to occur. **DO NOT** apply when weather conditions favor drift from treated areas. **DO NOT** contaminate water when disposing of equipment washwaters or rinsate.

This pesticide is toxic to plants and must be used strictly in accordance with the drift and runoff precautions on this label in order to minimize off-site exposures.

Under some conditions this product may have a potential to runoff to surface water or adjacent land. Where possible, use methods which reduce soil erosion, including no till, limited till and contour plowing; these methods also reduce pesticide runoff. Use of vegetation filter strips along rivers, creeks, streams, wetlands or on the downhill side of fields where runoff could occur will minimize water runoff.

**NON-TARGET ORGANISM ADVISORY:** This product is toxic to plants and may adversely impact the forage and habitat of non-target organisms, including pollinators, in areas adjacent to the treated site. Protect the forage and habitat of non-target organisms by following label directions intended to minimize off-target movement.

**[Note to EPA reviewer: If this product is shipped in containers greater than 50 lbs., the following environmental hazard statement will be added to the label:]**

**[DO NOT** discharge effluent containing this product into lakes, streams, ponds, estuaries, oceans, or other waters unless in accordance with the requirements of a National Pollutant Discharge Elimination System (NPDES) permit and the permitting authority has been notified in writing prior to discharge. **DO NOT** discharge effluent containing this product to sewer systems without previously notifying the local sewage treatment plant authority. For guidance contact your State Water Board or Regional Office of the EPA.]

**STORAGE AND DISPOSAL**

**DO NOT** contaminate water, food or feed by storage, disposal or cleaning of equipment.

**Storage**

Keep pesticide in original container. Store in a cool, dry, secure place. **DO NOT** put formulation or dilute spray solution into food or drink containers. **DO NOT** contaminate food or foodstuffs. **DO NOT** store or transport near feed or food. Not for use or storage in or around the home.

**Pesticide Disposal**

Wastes resulting from the use of this product may be disposed of on site or at an approved waste disposal facility.

**Container Handling**

**[Non-refillable container. DO NOT** reuse or refill this container. Offer for recycling, if available. Clean container promptly after emptying. Triple rinse as follows: Empty the remaining contents into application equipment or a mix tank. Fill the container ¼ full with water and recap. Shake for 10 seconds. Pour rinsate into application equipment or a mix tank or store rinsate for later use or disposal. Drain for 10 seconds after the flow begins to drip. Repeat this procedure two more times. Then offer for recycling, if available or puncture and dispose of in a sanitary landfill.]

-or-

[Container statement for nonrefillable container with liner]

**[Nonrefillable Bag: DO NOT** reuse or refill this bag. Completely empty bag by shaking and tapping sides and bottom to loosen clinging particles. Empty residue into equipment. **DO NOT** reuse bag. Dispose of bag in a sanitary landfill or by other procedures allowed by State and local authorities. Offer for recycling if available. Liner: Completely empty liner by shaking and tapping sides and bottom to loosen clinging particles. Empty residue into

equipment. **DO NOT** reuse liner. Dispose of liner in a sanitary landfill or other procedures allowed by State and local authorities.]

-or-

[Container statement for nonrefillable drum with liner]

**[Nonrefillable Container: DO NOT** reuse or refill this container.

Offer for recycling if available. Clean container promptly after emptying. Triple rinse as follows: Empty the remaining contents into application equipment or a mix tank. Fill the container 1/4 full with water. Replace and tighten closures. Tip container on its side and roll it back and forth, ensuring at least one complete revolution, for 30 seconds. Stand the container on its end and tip it back and forth several times. Turn the container over onto its other end and tip it back and forth several times. Empty the rinsate into application equipment or a mix tank or store rinsate for later use or disposal. Repeat this procedure two more times. Liner: Completely empty liner by shaking and tapping sides and bottom to loosen clinging particles. Empty residue into equipment. **DO NOT** reuse liner. Dispose of liner in a sanitary landfill or by other procedures allowed by State and local authorities.]

-or-

[Container statement for refillable container]

**[Refillable Container: Refilling Container: Refill this container with Flumioxazin only. DO NOT** reuse this container for any other purpose. Cleaning the container before final disposal is the responsibility of the person disposing of the container. Cleaning before refilling is the responsibility of the refiller. To clean the container before final disposal, empty the remaining contents from this container into application equipment or mix tank. Fill the container about 10 percent full with water. Agitate vigorously or recirculate water with the pump for 2 minutes. Pour or pump rinsate into application equipment or rinsate collection system. Repeat this rinsing procedure two more times. When empty, return to point of sale.]

[See] [label] [booklet] [for] [additional] [Precautionary Statements] [and] [Directions for Use].

**EPA Reg. No.: 95009-XX**

**EPA Est. No.:**

**Manufactured for:**

Maxunitech North America, Inc.

11601 Shadow Creek Pkwy, Suite 111-573

Pearland, TX 77584

**Net Weight:**