



U.S. ENVIRONMENTAL PROTECTION AGENCY

Office of Pesticide Programs  
Registration Division (7505T)  
1200 Pennsylvania Ave., N.W.  
Washington, D.C. 20460

EPA Reg. Number:

94730-48

Date of Issuance:

10/19/22

NOTICE OF PESTICIDE:

Registration  
 Reregistration  
(under FIFRA, as amended)

Term of Issuance:

Conditional

Name of Pesticide Product:

Willowood Metolachlor 19% +  
Atrazine 18.6% + Mesotrione  
2.44% SC

Name and Address of Registrant (include ZIP Code):

Generic Crop Science, LLC  
c/o Wagner Regulatory Associates, Inc.  
P.O. Box 640  
Hockessin, DE 19707

**Note:** Changes in labeling differing in substance from that accepted in connection with this registration must be submitted to and accepted by the Registration Division prior to use of the label in commerce. In any correspondence on this product always refer to the above EPA registration number.

On the basis of information furnished by the registrant, the above named pesticide is hereby registered under the Federal Insecticide, Fungicide, and Rodenticide Act (FIFRA).

Registration is in no way to be construed as an endorsement or recommendation of this product by the Agency. In order to protect health and the environment, the Administrator, on his motion, may at any time suspend or cancel the registration of a pesticide in accordance with the Act. The acceptance of any name in connection with the registration of a product under this Act is not to be construed as giving the registrant a right to exclusive use of the name or to its use if it has been covered by others.

This product is conditionally registered in accordance with FIFRA section 3(c)(7)(A). You must comply with the following conditions:

1. Submit and/or cite all data required for registration/reregistration/registration review of your product under FIFRA when the Agency requires all registrants of similar products to submit such data.

*Continues page 2*

Signature of Approving Official:

Mindy Ondish, Product Manager 23  
Herbicide Branch, Registration Division (7505T)

Date:

10/19/22

2. You are required to comply with the data requirements described in the generic data call-in (GDCI) order identified below:
  - a. Mesotrione GDCI-122990-1474

You must comply with all of the data requirements within the established deadlines. If you have questions about the GDCI Order listed above, you may contact the Chemical Review Manager in the Pesticide Re-Evaluation Division:

<http://iaspub.epa.gov/apex/pesticides/f?p=chemicalsearch:1>

3. Submit one copy of the final printed label for the record before you release the product for shipment.

Should you wish to add/retain a reference to the company's website on your label, then please be aware that the website becomes labeling under FIFRA and is subject to review by the Agency. If the website is false or misleading, the product would be misbranded and unlawful to sell or distribute under FIFRA section 12(a)(1)(E). 40 CFR 156.10(a)(5) lists examples of statements EPA may consider false or misleading. In addition, regardless of whether a website is referenced on your product's label, claims made on the website may not substantially differ from those claims approved through the registration process. Therefore, should the Agency find or if it is brought to our attention that a website contains false or misleading statements or claims substantially differing from the EPA approved registration, the website will be referred to the EPA's Office of Enforcement and Compliance. If you fail to satisfy these data requirements, EPA will consider appropriate regulatory action including, among other things, cancellation under FIFRA section 6(e). Your release for shipment of the product constitutes acceptance of these conditions. A stamped copy of the label is enclosed for your records.

Please note that the alternate brand name, "**MesoXtra Herbicide**" has been added to the product record.

Please also note that the record for this product currently contains the following CSF:

- Basic CSF dated 06/03/2022

If you have any questions, please contact Endia Blunt at 202-566-2505 or at [blunt.endia@epa.gov](mailto:blunt.endia@epa.gov).

Enclosure

**RESTRICTED USE PESTICIDE****DUE TO GROUND AND SURFACE WATER CONCERNS**

FOR RETAIL SALE TO AND USE ONLY BY CERTIFIED APPLICATORS OR PERSONS UNDER THEIR DIRECT SUPERVISION, AND ONLY FOR THOSE USES COVERED BY THE CERTIFIED APPLICATOR'S CERTIFICATION.

THIS PRODUCT IS A RESTRICTED-USE HERBICIDE DUE TO GROUND AND SURFACE WATER CONCERNS. USERS MUST READ AND FOLLOW ALL PRECAUTIONARY STATEMENTS AND INSTRUCTIONS FOR USE IN ORDER TO MINIMIZE POTENTIAL FOR ATRAZINE TO REACH GROUND AND SURFACE WATER.

<b>METOLACHLOR</b>	<b>GROUP</b>	<b>15</b>	<b>HERBICIDE</b>
<b>MESOTRIONE</b>	<b>GROUP</b>	<b>27</b>	<b>HERBICIDE</b>
<b>ATRAZINE</b>	<b>GROUP</b>	<b>5</b>	<b>HERBICIDE</b>

## Willowood Metolachlor 19% + Atrazine 18.6% + Mesotrione 2.44% SC

### ABN: MesoXtra Herbicide

For pre-emergence and post-emergence control of grass and broadleaf weeds in [Corn (field, seed, silage, sweet, and yellow popcorn)], [and] [Grain Sorghum].

ACTIVE INGREDIENTS:	WT. BY %
Metolachlor.....	19.00%
Atrazine.....	18.60%
Mesotrione.....	2.44%
<b>OTHER INGREDIENTS:</b> .....	<b>59.96%</b>
<b>TOTAL:</b> .....	<b>100.00%</b>

Equivalent to 1.70 lbs. a.i./gal. metolachlor; 0.218 lb. a.i./gal. mesotrione; and 1.66 lbs. a.i./gal. atrazine.

### KEEP OUT OF REACH OF CHILDREN

### CAUTION

Si usted no entiende la etiqueta, busque a alguien para que se la explique a usted detalle.  
(If you do not understand the label, find someone to explain it to you in detail.)

FIRST AID	
<b>IF IN EYES:</b>	<ul style="list-style-type: none"> <li>Hold eye open and rinse slowly and gently with water for 15-20 minutes.</li> <li>Remove contact lenses, if present, after the first 5 minutes, then continue rinsing.</li> <li>Call a poison control center or doctor for treatment advice.</li> </ul>
<b>IF SWALLOWED:</b>	<ul style="list-style-type: none"> <li>Call a poison control center or doctor immediately for treatment advice.</li> <li>Have person sip a glass of water if able to swallow.</li> <li>Do not induce vomiting unless told to by the poison control center or doctor.</li> <li>Do not give anything by mouth to an unconscious person.</li> </ul>
<b>IF ON SKIN OR CLOTHING:</b>	<ul style="list-style-type: none"> <li>Take off contaminated clothing.</li> <li>Rinse skin immediately with plenty of water for 15-20 minutes.</li> <li>Call a poison control center or doctor for treatment advice.</li> </ul>
<b>IF INHALED:</b>	<ul style="list-style-type: none"> <li>Move person to fresh air.</li> <li>If person is not breathing, call 911 or an ambulance, then give artificial respiration, preferably by mouth-to-mouth, if possible.</li> <li>Call a poison control center or doctor for further treatment advice.</li> </ul>
HOTLINE NUMBERS	
Have the product container or label with you when calling a poison control center or doctor or going for treatment. For 24-Hour Medical Emergency Assistance (Human or Animal), call: <b>1-800-222-1222</b> . For Chemical Emergency Assistance (Spill, Leak, Fire, or Accident), call CHEMTREC: <b>1-800-424-9300</b> .	

[Optional referral statements when booklets and container labels are used:]

[See label booklet for [complete] [additional] [First Aid,] [Precautionary Statements,] [Directions For Use,] and [Storage and Disposal.]]

**Manufactured [For] [By]:**  
Generic Crop Science, LLC  
1887 Whitney Mesa Dr., #9740  
Henderson, NV 89014

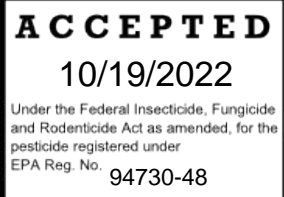
**EPA Reg. No.: 94730-48**  
**EPA Est. No.: XXXXX-XX-XXX**

**Contents:** \_\_\_\_\_ [Gals./L]  
**[Lot number begins with xx] [label date/lot code]**  
**[Product of \_\_\_\_\_]**

{Note: If manufactured in a country other than the US, country name will appear here.}  
[Application Type AG Agriculture]

[Read the [entire] label [carefully] before [using this product.]] [opening the container].]

**Not for sale, use, or distribution in Nassau County or Suffolk County, New York.**



## PRECAUTIONARY STATEMENTS

### HAZARDS TO HUMANS AND DOMESTIC ANIMALS

**CAUTION.** Causes moderate eye irritation. Harmful if swallowed. Avoid contact with skin, eyes, or clothing. Prolonged or frequently repeated skin contact may cause allergic reactions in some individuals. Wash thoroughly with soap and water after handling and before eating, drinking, chewing gum, using tobacco, or using the toilet.

### PERSONAL PROTECTIVE EQUIPMENT (PPE)

**All Mixers, Loaders, Applicators, Flaggers, and Other handlers must wear:**

- Coveralls over short-sleeved shirt and short pants
- Waterproof gloves
- Chemical-resistant footwear plus socks
- Chemical-resistant apron, when mixing/loading, cleaning up spills, or cleaning equipment, or otherwise exposed to the concentrate
- Chemical-resistant headgear for overhead exposure

Follow manufacturer's instructions for cleaning/maintaining PPE. If no such instructions for washables exist, use detergent and hot water. Keep and wash PPE separately from other laundry. Discard clothing and other absorbent materials that have been drenched or heavily contaminated with this product's concentrate. Do not reuse them.

### ENGINEERING CONTROL STATEMENTS

When handlers use closed systems, or enclosed cabs in a manner that meets the requirements listed in the Worker protection Standard (WPS) for agricultural pesticides [40 CFR 170.607(d-e)], the handler PPE requirements may be reduced or modified as specified in the WPS.

### USER SAFETY RECOMMENDATIONS

**Users should:**

- Wash hands before eating, drinking, chewing gum, using tobacco, or using the toilet.
- Remove clothing/PPE immediately if pesticide gets inside. Then wash thoroughly and put on clean clothing. If pesticide gets on skin, wash immediately with soap and water.
- Remove PPE immediately after handling this product. Wash the outside of gloves before removing. As soon as possible, wash thoroughly and change into clean clothing.

### ENVIRONMENTAL HAZARDS

This product is toxic to aquatic invertebrates. Do not apply directly to water, to areas where surface water is present, or to intertidal areas below the mean highwater mark. Do not apply when weather conditions favor drift from treated areas. Runoff and drift from treated areas may be hazardous to aquatic organisms in neighboring areas. Do not contaminate water when disposing of equipment wash water or rinsate.

### Reporting Ecological Incidents:

To report ecological incidents, including mortality, injury, or harm to plants and animals, call Generic Crop Science, LLC at 1-844-200-8276.

### GROUNDWATER ADVISORY

Atrazine can travel (seep or leach) through soil and can enter groundwater which may be used as drinking water. Atrazine has been found in groundwater. Users are advised not to apply atrazine to sand and loamy sand soils where the water table (groundwater) is close to the surface and where these soils are very permeable, i.e., well-drained. Your local agricultural agencies can provide further information on the type of soil in your area and the location of groundwater.

Metolachlor and mesotrione are known to leach through soil into groundwater under certain conditions as a result of label use. These chemicals may leach into groundwater if used in areas where soils are permeable, particularly where the water table is shallow.

### SURFACE WATER ADVISORY

This product may impact surface water quality due to runoff of rainwater. This is especially true for poorly draining soils and soils with shallow groundwater. This product is classified as having high potential for reaching surface water via runoff for several weeks or months after application. A level, well-maintained vegetative buffer strip between areas to which this product is applied and surface water features such as ponds, streams, and springs will reduce the potential loading of metolachlor from runoff water and sediment. Runoff of this product will be reduced by avoiding applications when rainfall or irrigation is expected to occur within 48 hours. Sound erosion control practices will reduce this product's contribution to surface water contamination.

### NON-TARGET ORGANISM ADVISORY

This product is toxic to plants and may adversely impact the forage and habitat of non-target organisms, including pollinators, in areas adjacent to the treated site. Protect the forage and habitat of non-target organisms by following label directions intended to minimize spray drift.

## RESTRICTIONS

This product must be used in a manner that will prevent back siphoning into wells and prevent spills. Dispose of excess pesticide, spray mixtures or rinsates properly.

Mixing equipment must have check valves or anti-siphoning devices in use.

This product must not be mixed or loaded within 50 feet of perennial or intermittent streams and rivers, natural or impounded lakes and reservoirs. This product must not be applied within 66 feet of points where field surface water runoff enters perennial or intermittent streams and rivers or within 200 feet of natural or impounded lakes and reservoirs. If this product is applied to highly erodible land, the 66 foot buffer or setback from runoff entry points must be planted to crop, or seeded with grass or other suitable crop.

This product must not be mixed or loaded, or used within 50 feet of all wells, including abandoned wells, drainage wells, and sink holes. Operations that involve mixing, loading, rinsing, or washing of this product into or from pesticide handling or application equipment or containers within 50 ft. of any well are prohibited, unless conducted on an impervious pad constructed to withstand the weight of the heaviest load that may be positioned on or moved across the pad. Such a pad shall be designed and maintained to contain any product spills or equipment leaks, container or equipment rinse or wash water, and rainwater that may fall on the pad. Surface water shall not be allowed to either flow over or from the pad which means the pad must be self-contained. The pad shall be sloped to facilitate material removal. An unroofed pad shall be of sufficient capacity to contain at a minimum 110% of the capacity of the largest pesticide container or application equipment on the pad. A pad that is covered by a roof of sufficient size to completely exclude precipitation from contact with the pad shall have a minimum containment capacity of 100% of the capacity of the largest pesticide container or application equipment on the pad.

Containment capacities as described above shall be maintained at all times. The above-specified minimum containment capacities do not apply to vehicles when delivering pesticide shipments to the mixing/loading site.

Additional State-imposed requirements regarding well-head setbacks and operational area containment must be observed.

**Tile-Outletted Terraced Fields Containing Standpipes:** One of the following restrictions must be used when applying atrazine to tile-outletted terraced fields containing standpipes:

- Do not apply within 66 ft. of standpipes in tile-outletted terraced fields.
- Apply this product to the entire tile-outletted terraced field and immediately incorporate it to a depth of 2 to 3 inches in the entire field.
- Apply this product to the entire tile-outletted field under a no-till practice only when a high crop residue management practice is practiced. High crop residue management is described as a crop management practice where little or no crop residue is removed from the field during and after crop harvest.

## PHYSICAL AND CHEMICAL HAZARDS

**DO NOT** use or store near heat or open flame. **DO NOT** mix or allow to come in contact with oxidizing agents, as a hazardous chemical reaction may occur.

## DIRECTIONS FOR USE Restricted Use Pesticide

It is a violation of Federal Law to use this product in a manner inconsistent with its labeling. Read entire label before using this product.

### ENDANGERED SPECIES

It is a Federal offense to use any pesticide in a manner that results in an unauthorized “take” (e.g., kill or otherwise harm) of an endangered species and certain threatened species, under the Endangered Species Act section 9. When using this product, you must follow the measures contained in the Endangered Species Protection Bulletin for the area in which you are applying the product. You must obtain a Bulletin no earlier than six months before using this product. To obtain Bulletins, consult <http://www.epa.gov/espp/>, call 1-844-447-3813, or email ESPP@epa.gov. You must use the Bulletin valid for the month in which you will apply the product.

ANY USE OF THIS PRODUCT IN AN AREA WHERE USE IS PROHIBITED IS A VIOLATION OF FEDERAL LAW. Before using this product, you must consult the Atrazine Watershed Information Center (AWIC) to determine whether the use of this product is prohibited in your watershed. AWIC can be accessed through [www.atrazine-watershed.info](http://www.atrazine-watershed.info) or 1-866-365-3014. If use of this product is prohibited in your watershed, you may return this product to your point of purchase or contact Generic Crop Science, LLC for a refund.

Do not apply this product in a way that will contact workers or other persons, either directly or through drift. Only protected handlers may be in the area during application. For any requirements specific to your State or Tribe, consult the agency responsible for pesticide regulation.

**NOT** for use in Hawaii, Alaska, and the U.S. territories (Puerto Rico, Guam, American Samoa, the U.S. Virgin Islands, and the North Mariana Islands).

Use on roadsides; Conservation Reserve Program (CRP) land; conifers, including Christmas Tree plantings; timber; forestry; and Miscanthus and other perennial bioenergy crops is **prohibited**.

**DO NOT** apply atrazine and propazine products to the same sorghum acre.

Failure to follow the **DIRECTIONS FOR USE, RESTRICTIONS, and PRECAUTIONS** on this label may result in reduced weed control, adverse crop response, or illegal crop residues.

**NOTE: Not for sale, distribution or use in Nassau or Suffolk Counties in New York.**

#### AGRICULTURAL USE REQUIREMENTS

Use this product only in accordance with its labeling and with the Worker Protection Standard, 40 CFR Part 170. This Standard contains requirements for the protection of agricultural workers on farms, forests, nurseries, and greenhouses, and handlers of agricultural pesticides. It contains requirements for training, decontamination, notification, and emergency assistance. It also contains specific instructions and exceptions pertaining to the statements on this label about personal protective equipment (PPE) and restricted-entry interval. The requirements in this box only apply to uses of this product that are covered by the Worker Protection Standard.

**Do not enter or allow worker entry into treated areas during the restricted-entry interval (REI) of 24 hours.**

**Exception:** If the product is soil-injected or soil-incorporated, the Worker Protection Standard, under certain circumstances, allows workers to enter the treated area if there will be no contact with anything that has been treated.

The following PPE is required for early entry into treated areas that is permitted under the Worker Protection Standard and that involves contact with anything that has been treated, such as plants, soil, or water:

- Coveralls over short-sleeved shirt and short pants
- Chemical-resistant footwear plus socks
- Waterproof gloves
- Chemical-resistant headgear for overhead exposure

#### PRODUCT INFORMATION

**Willowood Metolachlor 19% + Atrazine 18.6% + Mesotrione 2.44% SC** is a pre-emergence and post-emergence herbicide for use in corn (field corn, field corn seed, and field corn silage). This product may also be applied to sweet corn, yellow popcorn, and grain sorghum as pre-emergence applications prior to crop emergence, or severe adverse crop response may result.

Use this product as a pre-emergence application for control of most annual grasses and broadleaf weeds in the crops described above. This product is also recommended for early post-emergence applications for the control of broadleaf weeds in field corn (pre-emergence applications are recommended in sweet corn, yellow popcorn, and grain sorghum). See **Weeds Controlled** section for additional information. This product will not provide consistent control of grasses that have emerged at the time of application.

**Willowood Metolachlor 19% + Atrazine 18.6% + Mesotrione 2.44% SC** is a mixture of three herbicides, metolachlor, mesotrione, and atrazine with a safener added. It works to control weeds by interfering with the plant's ability to germinate and develop. See **Weeds Controlled** section for additional information and a list of target weed species.

#### USE RATE APPLICATION INFORMATION

Before making applications of this product, determine the soil organic matter content of the field.

- For soils with <3% organic matter content – use 3.0 quarts of this product per acre.
- For soils with ≥3% organic matter content – use 3.5 quarts of this product per acre.
- Use of this product on soils with >10% soil organic matter is not recommended and may result in poor weed control.

**DO NOT** make applications more than 14 days before planting or to field corn that is taller than 12 inches.

- **DO NOT** apply more than 3.5 quarts/A (1.49 lbs. metolachlor a.i./A, 0.19 lb. mesotrione a.i./A and 1.45 lbs. atrazine a.i./A) of product per year.

#### USE RESTRICTIONS

Read all label directions and use instructions before using.

- **Atrazine Herbicide Rate Limitations**

There may be use rate limitations established in certain states within specific geographical areas for the use of atrazine. These more restrictive and protective requirements must be followed. Consult your state pesticide control agency for additional information. It is a violation of the law and this label to deviate from State use regulations.

- Maximum application rates for atrazine in field corn, field corn seed, field corn silage, sweet corn, and yellow popcorn must be as follows:
  - If no applications of atrazine were made prior to corn emergence, apply a maximum of 2.0 lbs. a.i./A broadcast. If a post-emergence treatment will be required following an earlier herbicide application, the total atrazine applied must



not exceed 2.5 lbs. a.i./A per calendar year. When tank mixing or making applications sequentially with atrazine or products containing atrazine to corn, the total pounds of atrazine applied (lbs. a.i./A) must not exceed 2.5 pounds a.i./A per year.

- Apply a maximum of one 2.0 lbs. a.i./A pre-emergence application on soils that are not highly erodible or on highly erodible soils if at least 30% of the soil is covered with plant residues; or
- Apply a maximum of one 1.6 lbs. a.i./A pre-emergence application on highly erodible soils if less than 30% of the surface is covered with plant residues, or 2.0 lbs. a.i./A if only applied post-emergence.

**Note:** For calculating total atrazine active ingredient in applications, **Willowood Metolachlor 19% + Atrazine 18.6% + Mesotrione 2.44% SC** contains 1.66 lbs. a.i. atrazine per gallon.

- **Grazing Restriction:** DO NOT graze or feed forage from treated areas for 45 days following last application, to avoid possible illegal crop residues.
- **Pre-Harvest Interval (PHI):** DO NOT harvest forage, grain, or stover within 60 days after last application of product. Field corn may be treated up to 12 inches tall.
- DO NOT make applications with this product through any type of irrigation system.
- DO NOT make applications under conditions which favor runoff or wind erosion to soil that has been treated with this product or drift to non-target areas.
- To prevent movement to off-site areas due to runoff or wind erosion:
  - When conditions are favorable for wind erosion, avoid treating powdery dry or light sand soils. Allow the soil surface to settle by rainfall or irrigation first under these types of conditions.
  - DO NOT make applications to impervious substrates, such as paved or highly compacted surfaces.
  - Unless at least 0.5 inch of rainfall has occurred between the time of application and the first irrigation, DO NOT use tail water from the first flood or furrow irrigation of treated fields to treat non-target crops.
- Where reference is made to weeds partially controlled or suppressed, this can be defined as inconsistent control from good to poor or consistent control at a level below what is typically considered acceptable for commercial weed control.
- Weed control effectiveness may be reduced in dry weather conditions following pre-emergence application of this product. Cultivate the field if weeds develop in conventional tillage corn.
- Observe and follow all precautions and limitations on the label for each tank mix partner product.
- Thoroughly clean sprayer or other application device before using. Dispose of cleaning solution in a responsible manner. DO NOT use a sprayer or applicator contaminated with other materials, or crop damage or sprayer clogging of the application device may occur.
- This product will not provide consistent control of most emerged grass weeds.
- DO NOT make applications of other solo HPPD inhibitor post-emergence herbicides such as mesotrione, tembotrione, or topramezone to areas that have been treated with this product during the same year.
- Severe adverse crop response and corn injury can result if applying this product post-emergence to corn that has emerged and that has received an at-plant application of terbufos insecticide. If this product is applied to emerged corn where an organophosphate insecticide other than terbufos has been applied at planting, temporary corn injury may occur.
- DO NOT make applications of this product in a tank mix with any carbamate or organophosphate insecticide to corn that has emerged, or severe corn injury may occur.
- Severe crop injury may result to corn that has emerged with application of any carbamate or organophosphate insecticide applied within 7 days before or 7 days after an application of this product.
- DO NOT make applications with this product on any crop other than field corn (for grain, seed, or silage), sweet corn (pre-emergence applications only), yellow popcorn (pre-emergence applications only) or grain sorghum (pre-emergence applications only).
- DO NOT make applications with this product in white popcorn or ornamental (Indian) corn or crop injury may occur.
- DO NOT contaminate water used for domestic purposes or irrigation water used for crops other than field corn.
- Avoid drift onto adjacent crops and non-target areas.
- Avoid spray overlap, as adverse crop response or crop injury may result.
- DO NOT contaminate feed or food with this product.
- DO NOT store product near seeds, fertilizers, or foodstuffs.
- Keep all containers of this product tightly closed when not in use.
- DO NOT make applications of this product by air.

This product will not harm the treated crop if applications are made according to directions and under normal growing conditions. Extended periods of unusually cold and wet or hot and dry weather, insect or plant disease attack, carryover pesticide residues, the use of certain soil-applied systemic insecticides, improperly placed fertilizers or soil insecticides, may weaken crop seedlings during germination and early stages of growth. Using this product under these conditions could result in adverse crop response or crop injury.

#### WEED RESISTANCE MANAGEMENT

For resistance management, please note that this product contains a Group 5 (atrazine), a Group 15 (metolachlor), and a Group 27 (mesotrione) herbicide. Any weed population may contain plants naturally resistant to Group 5, Group 15, and/or Group 27 herbicides. The resistant individuals may dominate the weed population if these herbicides are used repeatedly in the same fields. Appropriate resistance-management strategies should be followed.

To delay herbicide resistance, take one or more of the following steps:

- Rotate the use of this product or other Groups 5, 15, or 27 herbicides within a growing season sequence or among growing

seasons with different herbicide groups that control the same weeds in a field.

- Use tank mixtures with herbicides from a different group if such use is permitted; where information on resistance in target weed species is available, use the less resistance-prone partner at a rate that will control the target weed(s) equally as well as the more resistance-prone partner. Consult your local extension service or certified crop advisor if you are unsure as to which active ingredient is currently less prone to resistance.
- Adopt an integrated weed-management program for herbicide use that includes scouting and uses historical information related to herbicide use and crop rotation, and that considers tillage ( or other mechanical control methods), cultural ( e.g., higher crop seeding rates; precision fertilizer application method and timing to favor the crop and not the weeds), biological (weed-competitive crops or varieties) and other management practices.
- Scout after herbicide application to monitor weed populations for early signs of resistance development. Indicators of possible herbicide resistance include: (1) failure to control a weed species normally controlled by the herbicide at the dose applied, especially if control is achieved on adjacent weeds; (2) a spreading patch of non-controlled plants of a particular weed species; (3) surviving plants mixed with controlled individuals of the same species. If resistance is suspected, prevent weed seed production in the affected area by an alternative herbicide from a different group or by a mechanical method such as hoeing or tillage. Prevent movement of resistant weed seeds to other fields by cleaning harvesting and tillage equipment when moving between fields, and planting clean seed.
- If a weed pest population continues to progress after treatment with this product, discontinue use of this product, and switch to another management strategy or herbicide with a different mode of action, if available.
- Contact your local extension specialist or certified crop advisors for additional pesticide resistance-management and/or integrated weed-management recommendations for specific crops and weed biotypes.
- For further information or to report suspected resistance, contact your local Generic Crop Science, LLC representative.

To reduce the risk of weeds developing resistance to HPPD inhibitors, do not make applications of solo post-emergence HPPD inhibitor herbicides (products containing mesotrione or tembotrione) during the same year or on the same field where this product has been applied. A good weed resistance management strategy includes an herbicide spray program that contains two or more modes of action. This product contains three herbicide active ingredients and three modes of action and can be an effective component of a resistance management strategy.

Certain broadleaf weed species have naturally occurring biotypes with resistance to triazines or ALS inhibiting herbicides. No known resistance to this product exists and there are no known instances of cross resistance between this herbicide and other classes of herbicides. If biotypes of triazine or ALS inhibitor-resistant weeds are present in the field and are listed in the **Weeds Controlled** section of this label, this product should control them.

### **Integrated Pest (Weed) Management**

Integrate this product into an overall weed pest management strategy whenever the use of an herbicide is required. Practices known to reduce weed development (tillage, crop competition) and herbicide use (weed scouting, proper application timing, banding) should be followed wherever possible. Consult local agricultural and weed authorities for additional IPM strategies established for your area.

### **Soil Organic Matter**

Before making applications of this product, determine the soil organic matter content of the field. The application use rate is based on percent soil organic matter.

### **Reduced and No-Till Systems**

This product may be used in reduced and no-till systems. To obtain optimum control, make applications as close to planting as possible. In reduced or no-till systems where weeds are present at application and the corn has not yet emerged, it is recommended to tank mix this product with a burndown herbicide product containing paraquat dichloride or glyphosate.

## **GROUND APPLICATION**

### **SPRAY EQUIPMENT**

Space spray nozzles uniformly using the same size and type nozzle to provide accurate and uniform application. To avoid drift and produce good coverage, use nozzles that will produce medium to coarse size droplets. Only use 50-mesh or coarser screens in all inline strainer and nozzle screens. Using agitation, maintain proper product dispersion in the tank, and use a pump that can maintain pressure of at least 35 to 40 PSI at the nozzles. If using extended range or drift reduction nozzles, reduced pressure may be used provided that adequate coverage is maintained. Ensure proper and consistent agitation during spraying through duration until spraying is complete – even when there are brief periods of time where spraying has stopped. Stop and run a full agitation before resuming spray if the spray tank is allowed to sit for more than 5 minutes to re-suspend the solution.

### **Pre-Emergence Applications**

Make pre-emergence applications of this product in a spray volume of 10 to 80 gals/A.

### **Early Post-Emergence Applications**

For optimum weed control, good weed coverage is essential. For broadcast, over-the-top applications, boom height should be at least 15 inches above the crop canopy, but just high enough to give good, uniform coverage. Make applications in a spray volume of 10 to 30 gals/A. If weed pressure is high and foliage is dense, use a minimum spray volume of 20 gals/A. For post-emergence applications, use flat fan nozzles of 80° or 110° angled forward at 45° for best coverage. Do not use flood jet nozzles or controlled droplet application.



**MANDATORY SPRAY DRIFT MANAGEMENT****Ground Boom Applications:**

- User must only apply with the release height recommended by the manufacturer, but no more than 4 feet above the ground or crop canopy.
- Applicators are required to select the nozzles and pressure that deliver coarse or coarser droplets (ASABE S572).
- **DO NOT** apply when wind speeds exceed 10 miles per hour at the application site.
- User must maintain a 15 foot (4.6 meter) in-field downwind buffer (in the direction in which the wind is blowing) from the edge of streams and rivers, as well as high-tide line for all estuarine/marine environments.
- **DO NOT** apply during temperature inversions.

**Boomless Ground Applications:**

- Applicators are required to select the nozzles and pressure that deliver coarse or coarser droplets (ASABE S572).
- **DO NOT** apply when wind speeds exceed 10 miles per hour at the application site.
- User must maintain a 15 foot (4.6 meter) in-field downwind buffer (in the direction in which the wind is blowing) from the edge of streams and rivers, as well as high-tide line for all estuarine/marine environments.
- **DO NOT** apply during temperature inversions.

**SPRAY DRIFT ADVISORIES**

THE APPLICATOR IS RESPONSIBLE FOR AVOIDING OFF-SITE SPRAY DRIFT. BE AWARE OF NEARBY NON-TARGET SITES AND ENVIRONMENTAL CONDITIONS.

**Boomless Ground Applications:**

- Setting nozzles at the lowest effective height will help to reduce the potential for spray drift.

**Handheld Technology Applications**

- Take precautions to minimize spray drift.

**IMPORTANCE OF DROPLET SIZE**

An effective way to reduce spray drift is to apply large droplets. Use the largest droplets that provide target pest control. While applying larger droplets will reduce spray drift, the potential for drift will be greater if applications are made improperly or under unfavorable environmental conditions.

**Controlling Droplet Size – Ground Boom**

- **Volume** - Increasing the spray volume so that larger droplets are produced will reduce spray drift. Use the highest practical spray volume for the application. If a greater spray volume is needed, consider using a nozzle with a higher flow rate.
- **Pressure** - Use the lowest spray pressure recommended for the nozzle to produce the target spray volume and droplet size.
- **Spray Nozzle** - Use a spray nozzle that is designed for the intended application. Consider using nozzles designed to reduce drift.

**BOOM HEIGHT – Ground Boom**

- For ground equipment, the boom should remain level with the crop and have minimal bounce.

**SHIELDED SPRAYERS**

- Shielding the boom or individual nozzles can reduce spray drift. Consider using shielded sprayers. Verify that the shields are not interfering with the uniform deposition of the spray on the target area.

**TEMPERATURE AND HUMIDITY**

- When making applications in hot and dry conditions, use larger droplets to reduce effects of evaporation.

**TEMPERATURE INVERSIONS**

Drift potential is high during a temperature inversion. Temperature inversions are characterized by increasing temperature with altitude and are common on nights with limited cloud cover and light to no wind. The presence of an inversion can be indicated by ground fog or by the movement of smoke from a ground source or an aircraft smoke generator. Smoke that layers and moves laterally in a concentrated cloud (under low wind conditions) indicates an inversion, while smoke that moves upward and rapidly dissipates indicates good vertical air mixing.

**WIND**

Drift potential generally increases with wind speed. AVOID APPLICATIONS DURING GUSTY WIND CONDITIONS. Applicators need to be familiar with local wind patterns and terrain that could affect spray drift.

**Sensitive Areas**

Apply this product only when the potential for drift to adjacent sensitive areas (e.g., residential areas, bodies of water, known habitat for threatened or endangered species, non-target crops) is minimal (e.g., when wind is blowing away from the sensitive areas).

**ADDITIVES / ADJUVANTS**

For applications where an adjuvant will be used, it is recommended to select one that meets the standards of the Chemical Producers and Distributors Association (CPDA) adjuvant certification.

A non-ionic surfactant at 0.25% v/v (1 qt./100 gals.) may be used when this product is applied after field corn has emerged. Using a crop oil concentrate (COC) may result in temporary crop injury. If COC is used as an adjuvant, use at a rate that does not exceed 1%

v/v (1 gal./100 gals.) or no more than 1 qt./A. Unless directed for a specific tank mix on this label or as a part of a supplemental label, do not use methylated seed oil (MSO) or nitrogen based adjuvants (AMS or UAN) with this product when applied alone to emerged field corn, or when the application is made as a post-emergence tank mixture with other products. Any of these adjuvants may be used at pre-plant or pre-emergence timing (where the corn plant has not yet emerged) to increase burndown activity on existing weeds. Do not make applications of this product to emerged sweet corn, yellow popcorn or grain sorghum as severe adverse crop response or crop injury may result.

**Tank Mixtures with Glufosinate:** For application of **Willowood Metolachlor 19% + Atrazine 18.6% + Mesotrione 2.44% SC** tank mixes with registered glufosinate products to emerged field corn, AMS may be added as directed on the glufosinate label. This tank mixture, with registered glufosinate products, should only be applied to glufosinate-resistant corn hybrids or other corn varieties/cultivars warranted as tolerant to glufosinate. Since the use of other adjuvants may cause severe adverse crop response, AMS should be the only adjuvant added to this tank mix

**Early Pre-Plant:** Make applications of this product up to 14 days before planting.

**Pre-Emergence Surface:** Do not exceed 3.5 qts. of this product per year. Make applications to the soil surface as a broadcast or banded application.

**Banding Pre-Emergence:** Make applications of this product in a 10 - 15 inch band after corn planting but before corn emergence.

**Band Applications:** Using row and band width measurements in inches, calculate the amount of product to be applied per acre as follows:

$$\frac{\text{Band Width (Inches)}}{\text{Row Width (Inches)}} \times \text{Rate/Acre for a Broadcast Treatment} = \text{Amount Needed per Acre}$$

**Early Post-Emergence:** Make applications of this product after field corn emergence. Refer to the **Additives** section of this label for adjuvant recommendations. Do not make applications early post-emergence to field corn with liquid fertilizer or severe adverse crop response or crop injury may result. Make applications of this treatment to small broadleaf weeds (no taller than 5 inches) and before the field corn reaches 12 inches in height. Field corn leaf burn may result, but this will not affect later crop growth or yield. Do not make applications of this product to sweet corn or yellow popcorn that has emerged or severe adverse crop response or crop injury may result.

**Emerged Grass Weeds:** This product will not provide consistent control of grass weeds that have emerged. For control of grassweeds that have emerged, a tank mix with another herbicide may be necessary (refer to the **TANK MIXTURES** section of this label for additional information).

If applications of metolachlor, s-metolachlor, atrazine (either alone or in combination) have been made prior to an application of this product, limit the early post-emergent application of this product to a total maximum of 2.5 lbs. of active ingredient of atrazine or 3.75 lbs. of metolachlor active per acre, or illegal crop residues may result.

**Sprinkler Irrigation:** Do not make applications of this product by sprinkler irrigation. After application of this product, a sprinkler irrigation system set to deliver 0.5 to 1 inch of water may be used to incorporate the product. Do not make applications or incorporate this product with flood irrigation.

#### CULTIVATION

A shallow cultivation or rotary hoeing will typically improve weed control if weeds should develop. Cultivate less than half the depth of incorporation if this product was incorporated.

If cultivation becomes necessary because of escaped weeds, compaction, or soil crusting, adjust equipment to run shallow and minimize soil movement. This will decrease the potential of diluting or moving the herbicide away from the weed control zone.

#### MIXING PROCEDURES

**Pre-Emergence Applications:** Use either clean water or liquid fertilizers (excluding suspension fertilizers) as carriers for pre-emergence applications. If using fluid fertilizers, a compatibility test must be conducted. See **COMPATIBILITY TEST** section for additional information. Even if this product is determined to be physically compatible with a fluid fertilizer, constant agitation will be necessary to maintain a uniform solution during application.

**Post-Emergence Applications:** When making applications of this product after field corn emergence, use only clean water as the carrier. Do not make applications to sweet corn or yellow popcorn that has emerged.

#### Adding Willowood Metolachlor 19% + Atrazine 18.6% + Mesotrione 2.44% SC to the Spray Tank

The spray tank must be thoroughly rinsed, decontaminated and clean before adding either this product alone or with tank mix partners. Use only clean water, if water is used as the carrier.

**Willowood Metolachlor 19% + Atrazine 18.6% + Mesotrione 2.44% SC Applied Alone:** Add the recommended amount of product to the spray tank when the tank is half full of the carrier, then add the remaining water or fluid fertilizer. Provide agitation during mixing

and application so that uniform mixture is maintained.

**Willowood Metolachlor 19% + Atrazine 18.6% + Mesotrione 2.44% SC Applied in Tank Mixtures:** Refer to specific tank mix recommendation sections in this label. Always refer to the tank mix partner label(s) for mixing directions and precautions. Do not exceed maximum label use rates, or combined total maximum yearly use rates for mesotrione, metolachlor, or atrazine. Do not mix this product with any product bearing a label prohibition against such mixing. It is the pesticide user's responsibility to ensure that all products are registered for the intended use. Read and follow the applicable restrictions and limitations and directions for use on all product labels involved in tank mixing. Users must follow the most restrictive directions for use and precautionary statements of each product in the tank mixture.

If a tank mixture is used, a compatibility test must be conducted. See **COMPATIBILITY TEST** section below for information on conducting a compatibility test.

#### COMPATIBILITY TEST

To ensure compatibility of a tank mix partner with this product, a compatibility test should be conducted.

Complete liquid fertilizers or nitrogen solutions (excluding suspension fertilizers) may replace all or part of the water in the spray, as recommended in directions for use. Always conduct compatibility test and make actual applications according to label directions and use recommended carrier. Always check compatibility of liquid fertilizers with pesticide(s) before use because, even within the same analysis, liquid fertilizers vary. Tank mixture incompatibility is more common with mixtures of fertilizers and pesticides.

#### COMPATIBILITY TEST PROCEDURE

(Based on a 25 gal./A spray volume)

1. Add 1.0 pt. of water or fertilizer carrier to each of **two** - 1 quart jars with tight lids. It is important to use the same source of water that will be used in the tank mix and to conduct the test at the same temperature the tank mix will be applied as water and temperature can affect compatibility.
2. Add ¼ tsp. (or 1.2 mL) of a compatibility agent approved for the intended use to **one of the jars** (¼ tsp. equals 2.0 pts/100 gals. of spray). Mix by shaking or gently stirring (if shaking place lid on jar).
3. Add the appropriate amount of pesticide(s) based on recommended label rates to **both jars**. If more than one pesticide product will be used, add them separately in the order as described in the **MIXING PROCEDURES** section of this label. Shake or stir gently after each addition to thoroughly mix (if shaking place lid on jar).
4. After all ingredients have been added, place lids on tightly, and invert each jar ten times. Allow the mixtures to stand 15 to 30 minutes. Look for separation, precipitates, gels, heavy oily film on the jar, large flakes, or other signs of incompatibility. Compare the two jars to determine if the compatibility agent is needed. If mixtures separate, but can be easily and readily remixed, the mixture can be sprayed but good agitation must be used. If it is determined the mixtures are incompatible, use the following methods to test for improving compatibility:
  - a. Make a slurry of the dry pesticide(s) in water before addition, or
  - b. Add ½ of the compatibility agent to the carrier (fertilizer or water) and the other ½ to the emulsifiable concentrate (EC) or flowable pesticide before adding to the mixture. If mixture is still not compatible, do not use the mixture.
5. Dispose of any pesticide wastes in accordance with the Storage and Disposal section in this label.

#### TANK MIXTURES

##### Tank Mix Instructions

If the tank mix partner is determined to be compatible, fill the tank half full of the carrier. Begin agitation and maintain throughout mixing and application. Make sure all return lines to the spray tank discharge below the liquid level. Prepare the tank mixture components and add to the tank in the following order:

1. If using a wettable powder or dry flowable formulation, make a slurry with water first and then add it slowly through the screen into the tank. Maintain agitation during this step.
2. If using a flowable formulation, add slowly through screen into the tank. Diluting the flowable with water before adding to the tank may improve mixing and compatibility with dry flowable formulations.
3. Add **Willowood Metolachlor 19% + Atrazine 18.6% + Mesotrione 2.44% SC**.
4. Add any other tank mix products, adding emulsifiable concentrates last.
5. If an adjuvant will be used, add as the final step. Maintain agitation.
6. Complete filling the spray tank with the carrier and maintain agitation. Make application as soon as possible after spray mixture is prepared. Do not leave mixture in spray tank overnight unattended or without agitation.

##### Cleaning Equipment Post Application

Careful attention must be used when cleaning equipment before spraying a crop other than field corn following applications with this product. Mix the volume of spray solution based on the area of application and mix only as much spray solution as needed.

##### Tank and Sprayer Clean Out

1. Use clean water to flush the tank, hoses, boom, and nozzles.
2. Add 1 gal. of household ammonia per 25 gals. of water. Or alternatively, use a commercially available spray tank cleaner.
3. Using pressure washer, clean the inside of the spray tank with this solution. Wash all parts of the tank, including the inside and top surface. If there is not a pressure washer available, fill the sprayer completely with the cleaning solution to provide contact with all internal surfaces of the tank and plumbing. Begin agitation in the sprayer and thoroughly recirculate the solution in the

tank for at least 15 minutes. Remove all visible deposits from the spray equipment.

4. Use the cleaning solution to flush the hoses, spray lines, and nozzles for at least 1 minute.
5. Flush dead space areas with water by removing boom end caps, and then replace caps.
6. Dispose of rinsate from the clean-out according to all local State and Federal regulations.
7. Repeat the steps 2 to 5 above.
8. After completing the above procedures, remove and clean the nozzles, screens, and strainers separately in the cleaning solution.
9. Completely rinse the spray tank and equipment with clean water.

Make a burndown herbicide application or till the field to destroy emerged or germinating weeds before planting. Immediately after tillage, plant crop into moist soil.

Make applications of this product as directed in this label to control or suppress the weeds listed in the tables below. Tank mixtures may control additional weeds. Always refer to the tank mix partner label(s) for specific use rates, directions, and restrictions.

Weed control may be reduced, if a sufficient rainfall is not received within 7 days after application. Apply 0.5 to 1 inch of water, if irrigation is available. Conduct a uniform, shallow cultivation as soon as weeds emerge, if irrigation is not available.

### Pre-Emergence Applications: Weeds Controlled or Suppressed

#### BROADLEAF WEEDS

Common Name	Scientific Name	C = Control S=Suppressed
Amaranth, Palmer	<i>Amaranthus palmeri</i>	C
Amaranth, Powell	<i>Amaranthus powellii</i>	C
Bedstraw, catchweed	<i>Galium aparine</i>	S
Beggarweed, Florida	<i>Desmodium tortuosum</i>	C
Buckwheat, wild	<i>Polygonum convolvulus</i>	C
Buffalobur	<i>Solanum rostratum</i>	C
Carpetweed	<i>Mollugo verticillata</i>	C
Chickweed, common	<i>Stellaria media</i>	C
Cocklebur, common	<i>Xanthium strumarium</i>	S
Deadnettle, purple	<i>Lamium purpureum</i>	C
Devil's claw	<i>Proboscidea louisianica</i>	C
Galinsoga	<i>Galinsoga parviflora</i>	C
Henbit	<i>Lamium amplexicaule</i>	C
Horseweed (marestail)	<i>Conyza canadensis</i>	C
Jimsonweed	<i>Datura stramonium</i>	C
Kochia	<i>Kochia scoparia</i>	C
Lambsquarters, common	<i>Chenopodium album</i>	C
Mallow, Venice	<i>Hibiscus trionum</i>	C
Morningglory, entireleaf	<i>Ipomoea hederacea</i>	S
Morningglory, ivyleaf	<i>Ipomoea hederacea</i>	S
Mustard, wild	<i>Brassica kaber</i>	C
Nightshade, black	<i>Solanum nigrum</i>	C
Nightshade, Eastern black	<i>Solanum ptycanthum</i>	C
Nightshade, hairy	<i>Solanum sarrachoides</i>	C
Pigweed, redroot	<i>Amaranthus retroflexus</i>	C
Pigweed, smooth	<i>Amaranthus hybridus</i>	C
Puncturevine	<i>Tribulus terrestris</i>	S
Purshlane, common	<i>Portulaca oleracea</i>	C
Pusley, Florida	<i>Richardia scabra</i>	C
Radish, wild	<i>Raphanus raphanistrum</i>	C
Ragweed, common	<i>Ambrosia artemisiifolia</i>	C
Ragweed, giant	<i>Ambrosia trifida</i>	S
Sesbania, hemp	<i>Sesbania exaltata</i>	C
Shepherd's purse	<i>Capsella bursa-pastoris</i>	C
Sicklepod	<i>Senna obtusifolia</i>	S
Sida, prickly	<i>Sida spinosa</i>	C
Smartweed, ladythumb	<i>Polygonum persicaria</i>	C
Smartweed, Pennsylvania	<i>Polygonum pennsylvanicum</i>	C
Sunflower, common	<i>Helianthus annuus</i>	S
Velvetleaf	<i>Abutilon theophrasti</i>	C
Waterhemp, common	<i>Amaranthus rudis</i>	C
Waterhemp, tall	<i>Amaranthus tuberculatus</i>	C

**GRASSES**

Common Name	Scientific Name	C = Control S=Suppressed
Barnyardgrass	<i>Echinochloa crus-galli</i>	C
Crabgrass	<i>Digitaria</i> spp.	C
Crowfootgrass	<i>Dactyloctenium aegyptium</i>	C
Cupgrass, prairie	<i>Eriochloa contracta</i>	C
Cupgrass, Southwestern	<i>Eriochloa gracilis</i>	C
Cupgrass, woolly	<i>Eriochloa villosa</i>	S
Foxtail, giant	<i>Setaria faberi</i>	C
Foxtail, green	<i>Setaria viridis</i>	C
Foxtail, robust (purple, white)	<i>Setaria</i> spp.	C
Foxtail, yellow	<i>Setaria pumila</i>	C
Goosegrass	<i>Eleusine indica</i>	C
Johnsongrass, seedling	<i>Sorghum halepense</i>	S
Millet, foxtail	<i>Setaria italica</i>	C
Millet, wild proso	<i>Panicum miliaceum</i>	S
Panicum, browntop	<i>Panicum fasciculatum</i>	C
Panicum, fall	<i>Panicum dichotomiflorum</i>	C
Panicum, Texas	<i>Panicum texanum</i>	S
Rice, red	<i>Oryza sativa</i>	C
Sandbur, field	<i>Cenchrus incertus</i>	S
Shattercane	<i>Sorghum bicolor</i>	S
Signalgrass, broadleaf	<i>Brachiaria platyphylla</i>	S
Signalgrass, narrowleaf	<i>Brachiaria piligera</i>	C
Sprangletop, red	<i>Leptochloa filiformis</i>	C
Starbur, bristly	<i>Acanthospermum hispidum</i>	C
Witchgrass	<i>Panicum capillare</i>	C

**SEDGES**

Common Name	Scientific Name	C = Control S=Suppressed
Nutsedge, yellow	<i>Cyperus esculentus</i>	C

**Early Post-Emergence Applications\*: Weeds Controlled or Suppressed****BROADLEAF WEEDS**

Common Name	Scientific Name	C = Control S=Suppressed
Amaranth, Palmer	<i>Amaranthus palmeri</i>	C
Amaranth, Powell	<i>Amaranthus powellii</i>	C
Beggarweed, Florida	<i>Desmodium tortuosum</i>	C
Buckwheat, wild	<i>Polygonum convolvulus</i>	C
Buffalobur	<i>Solanum rostratum</i>	C
Carpetweed	<i>Mollugo verticillata</i>	C
Chickweed, common	<i>Stellaria media</i>	C
Cocklebur, common	<i>Xanthium strumarium</i>	C
Dandelion	<i>Taraxacum officinale</i> Weber	S
Deadnettle, purple	<i>Lamium purpureum</i>	C
Devil's claw	<i>Proboscidea louisianica</i>	C
Galinsoga	<i>Galinsoga parviflora</i>	C
Hemp	<i>Cannabis sativa</i> L.	C
Henbit	<i>Lamium amplexicaule</i>	C
Horsenettle	<i>Solanum carolinense</i>	C
Horseweed (maretail)	<i>Conyza canadensis</i>	C
Jimsonweed	<i>Datura stramonium</i>	C
Kochia	<i>Kochia scoparia</i>	C
Lambsquarters, common	<i>Chenopodium album</i>	C
Mallow, Venice	<i>Hibiscus trionum</i>	C
Marestail	<i>Hippuris vulgaris</i> L.	C
Morningglory, entireleaf	<i>Ipomoea hederacea</i>	C
Morningglory, ivyleaf	<i>Ipomoea hederacea</i>	C
Mustard, wild	<i>Brassica kaber</i>	C
Nightshade, black	<i>Solanum nigrum</i>	C
Nightshade, Eastern black	<i>Solanum ptycanthum</i>	C
Nightshade, hairy	<i>Solanum sarrachoides</i>	C
Pigweed, redroot	<i>Amaranthus retroflexus</i>	C
Pigweed, smooth	<i>Amaranthus hybridus</i>	C



Pokeweed	<i>Phytolacca americana</i>	C
Potatoes, volunteer	<i>Solanum</i> spp.	C
Purslane, common	<i>Portulaca oleracea</i>	C
Pusley, Florida	<i>Richardia scabra</i>	C
Radish, wild	<i>Raphanus raphanistrum</i>	C
Ragweed, common	<i>Ambrosia artemisiifolia</i>	C
Ragweed, giant	<i>Ambrosia trifida</i>	C
Sesbania, hemp	<i>Sesbania exaltata</i>	C
Shepherd's purse	<i>Capsella bursa-pastoris</i>	C
Sida, prickly	<i>Sida spinosa</i>	C
Smartweed, ladysthumb	<i>Polygonum persicaria</i>	C
Smartweed, Pennsylvania	<i>Polygonum pennsylvanicum</i>	C
Sunflower, common	<i>Helianthus annus</i>	C
Thistle, Canada	<i>Cirsium arvense</i> (L.) SCOP.	C
Velvetleaf	<i>Abutilon theophrasti</i>	C
Waterhemp, common	<i>Amaranthus rudis</i>	C
Waterhemp, tall	<i>Amaranthus tuberculatus</i>	C

**GRASSES**

Common Name	Scientific Name	C = Control S=Suppressed
Signalgrass, broadleaf	<i>Brachiaria platyphylla</i>	C**

**SEDGES**

Common Name	Scientific Name	C = Control S=Suppressed
Nutsedge, yellow	<i>Cyperus esculentus</i>	S

\*This product will not provide consistent control of most grass weeds that have already emerged.

\*\*Make application prior to weed reaching 2 inches in height.

**ROTATIONAL CROPS**

Following application of this product refer to the following rotational crop information:

1. If the crop is lost, field corn, field corn seed, field corn silage, sweet corn, yellow popcorn, and grain sorghum (seed treated with Concep® only) may be replanted immediately. Do not make another application of this product.
2. If application of this product is made after June 1, rotating to crops other than corn (all types) or sorghum the following spring may result in crop injury.
3. Do not rotate to crops other than corn (all types), cotton, small cereal grains, soybeans, sorghum or peanuts the spring following application of this product.
4. For soils having a calcareous surface layer, crop injury may result to soybeans planted the year following application of this product (ex. soils found within the Clarion-Nicollet-Webster soil series in Northern Iowa and Southern Minnesota).
5. Do not rotate to soybeans for at least 18 months following application of this product if the combined atrazine rate applied was greater than 2.0 lbs. a.i./A, or equivalent band application rate in Dakotas (eastern region), KS, MN (western region), and NE, or soybean crop injury may result.
6. Where rainfall is sparse or erratic or where irrigation is required, in the High Plains and Intermountain areas of the West, use only when corn (all types) or sorghum is to follow field corn, or a crop of untreated corn (all types) or sorghum is to precede other rotational crops.
7. Rotational crop interval is 18 months for all other crops.

**CROPS****CORN**

**Willowood Metolachlor 19% + Atrazine 18.6% + Mesotrione 2.44% SC** may be used as a pre-emergence application for control of most annual grass and broadleaf weeds in field corn, field corn seed, field silage corn, sweet corn, and yellow popcorn. This product may also be applied as an early post-emergence for the control of broadleaf weeds in field corn, field corn seed, and field silage corn. **DO NOT** make applications of this product to emerged sweet corn or yellow popcorn, or severe adverse crop response or crop injury will result.

See the **Weeds Controlled** tables for a list of weeds controlled or suppressed. This product will not provide consistent control of grasses that have already emerged at the time of application.

**Use Rate:**

- Use 3.0 qts. of this product per acre, if soil organic matter content is less than 3%.
- Use 3.5 qts. of this product per acre, if soil organic matter content is 3% or greater.
- DO NOT make applications to field corn taller than 12 inches, or apply more than 3.5 qts./A per year.
- This product is not recommended on soils that have greater than 10% organic matter, or poor weed control may occur.

**USE RESTRICTIONS:**

- **MAXIMUM SINGLE APPLICATION RATE:** 3.5 qts./product/A (1.49 lbs. metolachlor a.i./A, 0.19 lb. mesotrione a.i./A and 1.45 lbs.

atrazine a.i./A)

- **MAXIMUM ANNUAL APPLICATION RATE PER YEAR:** 3.5 qts./product/A (1.49 lbs. metolachlor a.i./A, 0.19 lb. mesotrione a.i./A and 1.45 lbs. atrazine a.i./A) (Use 3.0 qts. of this product per acre, if soil organic matter content is less than 3%. Use 3.5 qts. of this product per acre, if soil organic matter content is 3% or greater.)
- **MAXIMUM NUMBER OF APPLICATIONS:** 1 (Two applications are allowed if using the split application program)
- For sweet corn, application via mechanically pressurized handguns is prohibited.

### Product Applications - Alone

**Early Pre-Plant:** Make applications of this product up to 14 days before planting.

**Pre-Emergence Surface:** Do not exceed 3.5 qts. of this product per year. Make applications to the soil surface as a broadcast or banded application.

**Banded Pre-Emergence:** Make applications of this product in a 10- to 15-inch band after corn planting but before corn has emerged.

**Band Applications:** Using row and band width measurements in inches, calculate the amount of product to be applied per acre as follows:

$$\frac{\text{Band Width (Inches)}}{\text{Row Width (Inches)}} \times \text{Rate/Acre for a Broadcast Treatment} = \text{Amount Needed per Acre}$$

**Early Post-Emergence:** Make applications of this product after field corn has emerged. See the **Additives** section of this label for specific recommendation if using an adjuvant. Do not apply early post-emergence to field corn in liquid fertilizer or severe adverse crop response or crop injury may result. Make applications of this product to small broadleaf weeds (no greater than 5 inches tall) and before the field corn reaches 12 inches in height. Field corn leaf burn may result, but this will not affect later crop growth or yield. Do not make applications of this product to sweet corn or yellow popcorn that has emerged or severe adverse crop response or crop injury may result.

This product will not provide consistent control of grass weeds that have emerged. A tank mix with another herbicide may be required for control of emerged weed grasses (refer to the **TANK MIXTURES** section of this label).

If applications of metolachlor or s-metolachlor, and atrazine (either alone or in combination) have been made prior to an application of this product, limit the amount of **Willowood Metolachlor 19% + Atrazine 18.6% + Mesotrione 2.44% SC** as an early post-emergent application to no more than a total of 2.5 lbs. of atrazine active ingredient or 3.75 lbs. of metolachlor active ingredient per acre, or illegal crop residues may result.

**Split Application:** Split applications of this product may be made in field corn, field corn seed, and field silage corn. For a split application program, make applications of 1.5 - 2.0 qts./A before crop has emerged, followed by a second application at a rate of 1.25 – 1.75 qts./A as a post-application after corn has emerged. The total amount of this product applied in the split application program must not exceed 3.0 qts./A in soils with less than 3% soil organic matter and must not exceed 3.5 qts./A in soils with greater than 3% organic matter. Reference the **Early Post-Emergence** section above for additional information on post-emergence applications.

### Product Applications - Tank Mixtures Use of Spray Adjuvants in Tank Mixtures

Used as a pre-emergence herbicide, prior to weed emergence, spray adjuvants make little or no impact on product performance. Where weeds have emerged and the corn has not, an adjuvant may be used with this product applied alone or applied in tank mixture as a burndown application with a tank mix partner burndown herbicide as directed on the individual tank mix partner label(s). Use only adjuvants approved for agricultural crop use. Refer to the **ADDITIVES / ADJUVANTS** section for additional information and directions.

### Reduced Tillage Burndown Combinations

In reduced or no-till corn and prior to crop emergence, tank mixtures of this product with products containing paraquat dichloride or glyphosate will burndown weeds that have emerged. For optimum results, tank mix applications of this product plus paraquat dichloride should be made to weeds that are 1 to 6 inches in height. It is the pesticide user's responsibility to ensure that all products are registered for the intended use. Read and follow the applicable restrictions and limitations and directions for use on all product labels involved in tank mixing. Users must follow the most restrictive directions for use and precautionary statements of each product in the tank mixture. Refer to the paraquat dichloride or glyphosate product label for additional information on weeds controlled, directions for use, restrictions, and precautions.

### Applications Prior to Crop Emergence: Pre-Emergence Tank Mixtures

The tank mix products listed in the table below may be used in conventional, reduced, or no-till cropping systems and be applied using the same methods and same application timings as this product unless otherwise directed in the tank mix partner label. Follow all tank mix product labels for directions for use and restrictions. It is the pesticide user's responsibility to ensure that all products are registered for the intended use. Read and follow the applicable restrictions and limitations and directions for use on all product labels involved in tank mixing. Users must follow the most restrictive directions for use and precautionary statements of each product in the tank mixture.

Be sure to conduct a compatibility test to application. Tank mixtures with 2,4-D may be made, but extreme care should be taken to ensure compatibility before mixing a load or making an application. 2,4-D products, vary greatly with regard to compatibility and should be checked during every application where a water or carrier source, water or carrier temperature, product source, or tank mixture recipe is altered.

**Tank Mix Recommendations for Pre-Emergence Applications with Willowood Metolachlor 19% + Atrazine 18.6% + Mesotrione 2.44% SC**

Tank Mix Recommendation	Maximum Use Rate	Target Use
Atrazine products	Do not exceed 2.0 lbs. a.i./A in total per tank mix, or 2.5 lbs. a.i./A in total per year.	Broadleaf and grass weed control improved.
Parquet dichloride	Refer to product label.	Burndown of emerged existing weeds.
Simazine products	Refer to product label.	Broadleaf and grass weed control improved.
Glyphosate products	Refer to product label.	Burndown of emerged existing weeds.
Lambda-cyhalothrin products	Refer to product label.	Insect control (see product label).

**Applications after Crop Emergence: Early Post-Emergence Tank Mix Recommendations**

The tank mix products listed in the table below may be used in conventional, reduced, or no-till systems and may be applied using the same methods and same application timings as this product unless otherwise directed in the tank mix partner label. Follow all tank mix product label directions for use and restrictions.

Conduct a compatibility test before spraying the tank mixture. Do not make tank mixture applications of this product to sweet corn or yellow popcorn crops that have emerged.

**Tank Mix Recommendations for Early Post-Emergence Weed Control with Willowood Metolachlor 19% + Atrazine 18.6% + Mesotrione 2.44% SC**

Tank Mix*	Rate (Max.)	Objective
Atrazine products	Do not exceed 2.0 lbs. a.i./A in total per tank mix, or 2.5 lbs. a.i./A in total per year.	Broadleaf and grass weed control improved.
Lambda-cyhalothrin products	Refer to product label.	Insect control (see product label).
Nicosulfuron solo products	Refer to product label.	Control of grass weeds that have emerged.
Rimsulfuron	Refer to product label.	Control of grass weeds that have emerged.
Glufosinate products (for use only on corn hybrids designated as glufosinate-resistant)	Refer to product label.	Control of grass weeds that have emerged.

\*Refer to the **Additives** section of this label for recommendations when making applications of this product alone or in tank mixture to field corn that has emerged.

**Willowood Metolachlor 19% + Atrazine 18.6% + Mesotrione 2.44% SC Applications with Glyphosate to Glyphosate Tolerant Corn**

Make applications of this product early post-emergence at 2.25 qts./A in tank mix with a solo glyphosate product that is registered for use for over-the-top use in field corn varieties or cultivars warranted as tolerant to glyphosate. To reduce weed competition with the crop, application of this mixture should be targeted to weeds that are 1 to 2 inches. Do not make applications of this mixture to corn that is higher than 12 inches. If the glyphosate product has an adjuvant included in the formulation (the product label does not call for an adjuvant being added), only spray-grade ammonium sulfate (AMS) at 8.5 lbs./100 gals. should be added to the tank mixture. If the glyphosate product label recommends an adjuvant in addition to AMS, add a non-ionic surfactant (NIS) at 0.25% v/v and AMS to this spray tank mixture. Do not use urea ammonium nitrate (UAN), crop oil concentrate (COC), or methylated seed oil (MSO) type adjuvants in these tank mixtures, or crop injury may result. It is the pesticide user's responsibility to ensure that all products are registered for the intended use. Read and follow the applicable restrictions and limitations and directions for use on all product labels involved in tank mixing. Users must follow the most restrictive directions for use and precautionary statements of each product in the tank mixture. Read and follow all directions for use, precautions, and restrictions on the glyphosate tank mix partner label.

As an alternative, a pre-emergence application of this product may be made at 2.25 qts./A as part of a two-pass weed control program when followed by a post-emergence application of a glyphosate-containing product in corn varieties or cultivars warranted as tolerant to glyphosate. When this type of application is made, this product will provide reduced competition of the weeds listed in the **Pre-Emergence Applications: Weeds Controlled or Suppressed** table for a period of 30+ days, improving the flexibility in application timing and effectiveness of the glyphosate-based product application. Follow all directions for use, precautions, and restrictions on the glyphosate product label.

**Willowood Metolachlor 19% + Atrazine 18.6% + Mesotrione 2.44% SC Applications in Glufosinate Tolerant Corn**

Make early post-emergence applications of this product at 2.25 qts./A in tank mixture with either glufosinate applied over-the-top in glufosinate-resistant field corn hybrids or other field corn varieties or cultivars warranted as tolerant to glufosinate. To reduce weed competition with the crop, application of this mixture should be targeted to weeds that are 1 to 2 inches in height. Do not make applications of this mixture to corn that is higher than 12 inches. Ammonium sulfate (AMS) may be used as a spray adjuvant as directed on glufosinate label. AMS should be the only adjuvant used in this tank mix. Do not use urea ammonium nitrate (UAN), crop oil concentrate (COC), non-ionic surfactants (NIS), or methylated seed oil (MSO) type adjuvants in these tank mixes, or crop injury may result. It is the pesticide user's responsibility to ensure that all products are registered for the intended use. Read and follow the applicable restrictions and limitations and directions for use on all product labels involved in tank mixing. Users must follow the most restrictive directions for use and precautionary statements of each product in the tank mixture. Follow all directions for use, precautions, and restrictions on glufosinate product labels.

As an alternative, a pre-emergence application of this product may be made at 2.25 qts./A as part of a two-pass weed control program when followed by a post-emergence application of glufosinate in field corn designated as glufosinate-resistant field corn hybrids or

other field corn varieties or cultivars warranted as tolerant to glufosinate.

When this type of application is made, this product will provide reduced competition of the weeds listed in the **Pre-Emergence Applications: Weeds Controlled or Suppressed** table for a period of 30+ days, improving the flexibility in application timing and effectiveness of the glufosinate application. Follow all directions for use precautions and restrictions on the glufosinate product label being used.

## SORGHUM

Make a non-incorporated, pre-plant application of this product in sorghum (seed must be treated with Concep®) up to 21 days before planting and up through pre-emergence for weed control. See the **Pre-Emergence Applications: Weeds Controlled or Suppressed** table for a listing of weeds.

Make a broadcast, non-incorporated spray application at 3.0 qts./A starting at 21 days pre-plant and up through planting, but before sorghum has emerged. Making application less than 7 days before the sorghum planting can increase the risk of crop injury, particularly if there is rainfall or irrigation after the application. Symptoms of crop injury include temporary bleaching of young sorghum leaves, or in severe conditions, stunting or partial stand loss. Making the application of this product at greater than 7 days (and no more than 21 days) before the sorghum planting will reduce the risk of adverse crop response.

When making applications of this product before planting, do not incorporate and minimize soil disturbance of the treatment area during planting to minimize the potential for reduced weed control.

Split applications of this product may be made to sorghum as an early pre-plant (7 to 21 day prior to planting), non-incorporated application at 1.5 to 1.75 qts./A followed-by a second application of this product made at 1.25 to 1.5 qts./A before the sorghum has emerged. Do not exceed 3.0 qts./A of product for the split applications.

It is recommended to use a nonionic surfactant (NIS) type adjuvant at 0.25% v/v or a crop oil concentrate (COC) at 1% v/v in the spray solution if weeds are present at the time of application. A spray grade UAN at 2.5% v/v or AMS at 8.5 lbs./100 gallons of spray may also be added in addition to the COC or NIS to the mixture to improve control of weeds that have already emerged. The addition of additives is not recommended, if weeds have not emerged at the time of application.

### USE RESTRICTIONS:

- **MAXIMUM SINGLE APPLICATION RATE:** 3.0 qts./product/A (1.28 lbs. metolachlor a.i./A, 0.16 lbs. mesotrione a.i./A, and 1.25 lbs. atrazine a.i./A)
- **MAXIMUM ANNUAL APPLICATION RATE PER YEAR:** 3.0 qts./product/A (1.28 lbs. metolachlor a.i./A, 0.16 lbs. mesotrione a.i./A, and 1.25 lbs. atrazine a.i./A)
- **MAXIMUM NUMBER OF APPLICATIONS:** 1 (Two applications are allowed if using the split application program)
- **DO NOT** make applications of this product to sorghum that is grown on sandy soils (sand, sandy loam, or loamy sand).
- **DO NOT** make applications of this product to grain sorghum that has emerged or severe crop injury will result.
- **DO NOT** make applications of this product to sorghum grown for forage, sweet sorghum (sorgo), sudangrass, sorghum-sudangrass hybrids, or dual-purpose sorghum.
- **DO NOT** apply this product to sorghum that is grown south of Interstate 20 (I-20) or east of Highway 277 in the state of Texas.
- **DO NOT** apply atrazine and propazine products to the same sorghum acre.

## STORAGE AND DISPOSAL

Do not contaminate water, food, or feed by storage or disposal.

### Pesticide Storage

Keep container tightly closed when not in use. Do not store near seeds, fertilizers, or foodstuffs. Keep away from heat and flame. Groundwater contamination may be reduced by diking and flooring of permanent liquid bulk storage sites with an impermeable material.

### Pesticide Disposal

Open dumping is prohibited. Waste resulting from the use of this product must be disposed of on site or at an approved waste disposal facility. Rinse spray equipment. Pesticide wastes are acutely hazardous. Improper disposal of excess pesticide, spray mixture, or rinsate is a violation of Federal law. If these wastes cannot be disposed of as described above, contact your State Pesticide or Environmental Control Agency, or the Hazardous Waste Representative at the nearest EPA Regional Office for guidance.

### Container Handling [less than or equal to 5 gallons]

**Non-refillable container.** Do not reuse or refill this container. Offer for recycling if available. Triple rinse container (or equivalent) promptly after emptying. Triple rinse as follows: Empty the remaining contents into application equipment or a mix tank. Drain for 10 seconds after the flow begins to drip. Fill the container ¼ full with water and recap. Shake for 10 seconds. Pour rinsate into application equipment or a mix tank or store rinsate for later use and disposal. Drain for 10 seconds after the flow begins to drip. Repeat this procedure two more times. Offer for recycling, if available, or puncture and dispose of in a sanitary landfill, or by incineration.



**Container Handling [greater than 5 gallons]**

**Non-refillable container.** Do not reuse or refill this container. Offer for recycling if available. Triple rinse container or pressure rinse (or equivalent) promptly after emptying. Triple rinse as follows: Empty the remaining contents into application equipment or a mix tank. Fill the container ¼ full with water. Replace and tighten closures. Tip container on its side and roll it back and forth, ensuring at least one complete revolution, for 30 seconds. Stand the container on its end and tip it back and forth several times. Turn the container over onto its other end and tip it back and forth several times. Empty the rinsate into application equipment or a mix tank or store rinsate for later use or disposal. Repeat this procedure two more times. Pressure rinse as follows: Empty the remaining contents into application equipment or a mix tank and continue to drain for 10 seconds after the flow begins to drip. Hold container upside down over application equipment or a mix tank or collect rinsate for later use or disposal. Insert pressure rinsing nozzle in the side of the container, and rinse at about 40 PSI for at least 30 seconds. Drain for 10 seconds after the flow begins to drip. Offer for recycling, if available, or puncture and dispose of in a sanitary landfill, or by incineration.

**Container Handling [greater than 5 gallons]**

**Refillable container.** Refill this container with pesticide only. Do not reuse this container for any other purpose. Cleaning the container before final disposal is the responsibility of the person disposing of the container. Cleaning before refilling is the responsibility of the person refilling. To clean container before final disposal, empty the remaining contents from this container into application equipment or mix tank. Fill the container about 10 percent full with water. Agitate vigorously or recirculate water with the pump for 2 minutes. Pour or pump rinsate into application equipment or rinsate collection system. Repeat this rinsing procedure two more times. Then offer for recycling if available or puncture and dispose of in a sanitary landfill, or by incineration, or by other procedures approved by State and local authorities.

**DO NOT USE CONTAINERS FOR THE STORAGE OF FOOD, FEED, OR DRINKING WATER!**

**CONDITIONS OF SALE AND LIMITATION OF WARRANTY AND LIABILITY**

**NOTICE:** Read the entire Directions for Use and Conditions of Sale and Limitation of Warranty and Liability before buying or using this product. If the terms are not acceptable, return the product at once, unopened, and the purchase price will be refunded.

The Directions for Use of this product must be followed carefully. It is impossible to eliminate all risks inherently associated with the use of this product. Ineffectiveness or other unintended consequences may result because of such factors as manner of use or application, weather, presence of other materials or other influencing factors in the use of the product, which are beyond the control of Generic Crop Science, LLC or Seller. To the extent consistent with applicable law, all such risks shall be assumed by Buyer and User, and Buyer and User agree to hold Generic Crop Science, LLC and Seller harmless for any claims relating to such factors.

Generic Crop Science, LLC warrants that this product conforms to the chemical description on the label and is reasonably fit for the purposes stated in the Directions for Use, subject to the inherent risks referred to above, when used in accordance with directions under normal use conditions. To the extent consistent with applicable law, this warranty does not extend to the use of this product contrary to label instructions, or under conditions not reasonably foreseeable to or beyond the control of Seller or Generic Crop Science, LLC and Buyer and User assume the risk of any such use. To the extent consistent with applicable law, Generic Crop Science, LLC, MAKES NO WARRANTIES OF MERCHANTABILITY OR OF FITNESS FOR A PARTICULAR PURPOSE NOR ANY OTHER EXPRESS OR IMPLIED WARRANTY EXCEPT AS STATED ABOVE.

To the extent consistent with applicable law, neither Generic Crop Science, LLC nor Seller shall be liable for any incidental, consequential, or special damages resulting from the use or handling of this product. **TO THE EXTENT CONSISTENT WITH APPLICABLE LAW, THE EXCLUSIVE REMEDY OF THE USER OR BUYER, AND THE EXCLUSIVE LIABILITY OF GENERIC CROP SCIENCE, LLC AND SELLER FOR ANY AND ALL CLAIMS, LOSSES, INJURIES OR DAMAGES (INCLUDING CLAIMS BASED ON BREACH OF WARRANTY, CONTRACT, NEGLIGENCE, TORT, STRICT LIABILITY OR OTHERWISE) RESULTING FROM THE USE OR HANDLING OF THIS PRODUCT, SHALL BE THE RETURN OF THE PURCHASE PRICE OF THE PRODUCT OR, AT THE ELECTION OF GENERIC CROP SCIENCE, LLC OR SELLER, THE REPLACEMENT OF THE PRODUCT.**

Generic Crop Science, LLC and Seller offer this product, and Buyer and User accept it, subject to the foregoing Conditions of Sale and Limitation of Warranty and Liability, which may not be modified except by written agreement signed by a duly authorized representative of Generic Crop Science, LLC.

[All trademarks are the property of their respective owners.]

[Farmers First is a trademark of Farmers Business Network, Inc.]








[The sprout logo, "FBN", and "Farmers Business Network" are registered service marks of Farmer's Business Network, Inc.]

[<BRAND>™ or ® is a trademark of <TRADEMARK HOLDER>.]

{Note to Reviewer: The mention of the product name throughout this Master Label may be updated/replaced with the term "This product" on the Market Label.}



{Optional graphics to be used on any panel of final market label:}

<p>[<a href="http://www.FBN.com">www.FBN.com</a>][FBN.com]</p> <p>[Available at <a href="http://www.FBN.com">www.FBN.com</a>]</p> <p>[844-200-3276][844-200-FARM]</p> <p>[(866)396-0465]</p> <p>[Farmers First]</p>		 <p>{any color}</p>
		
		
	 <p>[ HERBICIDE ]</p> <p>[Herbicide]</p>	