



## OFFICE OF CHEMICAL SAFETY AND POLLUTION PREVENTION

WASHINGTON, D.C. 20460

April 8, 2024

Ogongi Ogongi  
Agent for Generic Crop Science, LLC  
Generic Crop Science, LLC  
1887 Whitney Mesa Drive #9740  
Henderson, NV 89014

Subject: Notification per PRN 98-10 – Correct Typographical Error on Other Ingredients  
Amount and update Hotline Numbers for emergencies  
Product Name: GCS Ethephon 6  
EPA Registration Number: 94730-42  
Application Date: 2/19/2024  
Case Number: 501230

Dear Ogongi Ogongi:

The Agency is in receipt of your Application for Pesticide Notification under Pesticide Registration Notice (PRN) 98-10 for the above referenced product. The Registration Division (RD) has conducted a review of this request for its applicability under PRN 98-10 and finds that the action requested falls within the scope of PRN 98-10.

The label submitted with the application has been stamped "NOTIFICATION" and placed in our records.

Should you wish to add/retain a reference to the company's website on your label, then please be aware that the website becomes labeling under the Federal Insecticide, Fungicide, and Rodenticide Act (FIFRA) and is subject to review by the Agency. If the website is false or misleading, the product would be misbranded and unlawful to sell or distribute under FIFRA section 12(a)(1)(E). 40 CFR 156.10(a)(5) lists examples of statements EPA may consider false or misleading. In addition, regardless of whether a website is referenced on your product's label, claims made on the website may not substantially differ from those claims approved through the registration process. Therefore, should the Agency find or if it is brought to our attention that a website contains false or misleading statements or claims substantially differing from the EPA approved registration, the website will be referred to the EPA's Office of Enforcement and Compliance.

Page 2 of 2  
EPA Reg. No. 94730-42  
Case No. 501230

If you have any questions, please contact Yasmin Bowers at 202-566-2507 or  
Bowers.Yasmin@epa.gov.

Regards,

A handwritten signature in black ink that reads "Yasmin Bowers". The signature is written in a cursive style with a large initial "Y" and "B".

Yasmin Bowers, Risk Manager  
Registration Division (7505T)  
Office of Pesticide Programs  
U.S. Environmental Protection Agency

Enclosure—stamped label

MASTER LABEL]

**NOTIFICATION**

94730-42

The applicant has certified that no changes, other than those reported to the Agency have been made to the labeling. The Agency acknowledges this notification by letter dated:

04/08/2024

# GCS Ethephon 6

## ABN: Farmers First™ Ethephon 6;

## ABN: Willowood Ethephon 6

**FOR COMMERCIAL USE OR AGRICULTURAL USE ONLY. NOT INTENDED FOR RESIDENTIAL USE.**

|  |                 |
|--|-----------------|
| <b>ACTIVE INGREDIENT:</b>                      | <b>WT. BY %</b> |
| Ethephon (2-Chloroethyl) phosphonic acid*..... | 55.4%           |
| <b>OTHER INGREDIENTS:</b> .....                | .....           |
|  | <u>445.6%</u>   |
| <b>TOTAL:</b> .....                            | <b>100.0%</b>   |

\*This product contains 5.8 pounds ethephon per gallon.

### KEEP OUT OF REACH OF CHILDREN

### DANGER / PELIGRO

Si usted no entiende la etiqueta, busque a alguien para que se la explique a usted en detalle.  
(If you **DO NOT** understand this label, find someone to explain it to you in detail.)

| <b>FIRST AID</b>               |  |
|--------------------------------|--|
| <b>IF IN EYES:</b>             | <ul style="list-style-type: none"> <li>• Hold eye open and rinse slowly and gently with water for 15-20 minutes.</li> <li>• Remove contact lenses, if present after the first 5 minutes, then continue rinsing eye.</li> <li>• Call a poison control center or doctor for treatment advice.</li> </ul>   |
| <b>IF ON SKIN OR CLOTHING:</b> | <ul style="list-style-type: none"> <li>• Take off contaminated clothing.</li> <li>• Rinse skin immediately with plenty of water for 15-20 minutes.</li> <li>• Call poison control center or doctor for treatment advice.</li> </ul>  |
| <b>IF SWALLOWED:</b>           | <ul style="list-style-type: none"> <li>• Call a poison control center or doctor immediately for treatment advice.</li> <li>• Have person sip a glass of water if able to swallow.</li> <li>• <b>DO NOT</b> induce vomiting unless told to do so by a poison control center or doctor.</li> <li>• <b>DO NOT</b> give anything by mouth to an unconscious person.</li> </ul> |
| <b>IF INHALED:</b>             | <ul style="list-style-type: none"> <li>• Move person to fresh air.</li> <li>• If person is not breathing, call 911 or an ambulance, then give artificial respiration, preferably mouth-to-mouth if possible.</li> <li>• Call a poison control center or doctor for further treatment advice.</li> </ul>  |

**NOTE TO PHYSICIAN**

Probable mucosal damage may contraindicate the use of gastric lavage. Treat symptomatically, as there is no specific antidote. Additionally, patient may have been exposed to materials other than this product. This product is an acid; therefore, it is contraindicated to attempt to neutralize it with alkaline materials. Gastric lavage should be undertaken with care to victims of overexposure by ingestion, given the potential for esophageal or stomach perforation. Due to a potential for pulmonary edema, any patients that have had severe exposure to this product should be kept under medical observation for up to 72 hours.

**HOTLINE NUMBERS**

Have the product container or label with you when calling a poison control center or doctor or going for treatment. [For Emergency Medical Assistance \(Human or Animal\) contact Rocky Mountain Poison Control at 866-767-5040. For Chemical Emergency Assistance \(Spill, Leak, Fire or Accident\) contact CHEMTREC at 800-424-9300 \(North America\) or 703-527-3887 \(International\).](#) ~~For 24 Hour Medical Emergency Assistance (Human or Animal), call: 1-800-222-1222. For Chemical Emergency Assistance (Spill, Leak, Fire, or Accident), call CHEMTREC: 1-800-424-9300.~~

[Optional referral statements when booklets and container labels are used:]

[See label booklet for [complete] [additional] [First Aid,] [Precautionary Statements,] [Directions For Use,] and [Storage and Disposal.]]

**Manufactured For [By]:**  
Generic Crop Science, LLC  
1887 Whitney Mesa Dr., #9740  
Henderson, NV 89014

**EPA Reg. No.:** 94730-X  
**EPA Est. No.:** XXXXX-XX-XXX

**Net Contents:** \_\_\_\_\_ [Gals./L]

[Contains Ethephon, the same active ingredient used in Omni Brand Ethephon 6 lb.]

[GCS Ethephon 6 is not manufactured, or distributed by Helena Chemical Company, seller of Omni Brand Ethephon 6 lb.]

## PRECAUTIONARY STATEMENTS

### HAZARDS TO HUMANS AND DOMESTIC ANIMALS

#### DANGER

Causes irreversible eye damage and skin burns. Harmful if swallowed. Harmful if absorbed through skin. **DO NOT** get in eyes or on clothing. Wash thoroughly with soap and water after handling and before eating, drinking, chewing gum, or using tobacco. Remove and wash contaminated clothing before reuse.

#### PERSONAL PROTECTIVE EQUIPMENT (PPE)

##### Applicators and other handlers must wear:

- Coveralls over long-sleeved shirt and long pants
- Chemical-resistant gloves made of barrier laminate, butyl rubber  $\geq 14$  mils, nitrile rubber  $\geq 14$  mils, neoprene rubber  $\geq 14$  mils, natural rubber  $\geq 14$  mils, polyethylene, polyvinyl chloride (PVC)  $\geq 14$  mils, or Viton  $\geq 14$  mils
- Chemical-resistant footwear plus socks
- Protective eyewear such as goggles, safety glasses, or face shield
- Chemical-resistant headgear for overhead exposure
- Chemical-resistant apron when mixing or loading or cleaning equipment

Discard clothing and other absorbent materials that have been drenched or heavily contaminated with this product's concentrate. **DO NOT** reuse them. Follow manufacturer's instructions for cleaning and maintaining PPE. If no such instructions for washables exist, use detergent and hot water. Keep and wash PPE separately from other laundry.

When handlers use closed systems, enclosed cabs, or aircraft in a manner that meets the requirements listed in the Worker Protection Standard (WPS) for agricultural pesticides [40 CFR 170.240.(d)(4-6)], the handler PPE requirements may be reduced or modified as specified in the WPS.

#### USER SAFETY RECOMMENDATIONS

##### Users should:

- Wash hands before eating, drinking, chewing gum, using tobacco, or using the toilet.
- Remove clothing/PPE immediately if pesticide gets inside. Then wash body thoroughly and put on clean clothing.
- Remove clothing/PPE immediately after handling this product. Wash the outside of gloves before removing. As soon as possible, wash thoroughly and change into clean clothing.

#### ENVIRONMENTAL HAZARDS

**DO NOT** apply directly to water, or to areas where surface water is present or to intertidal areas below the mean highwater mark. **DO NOT** contaminate water when disposing of equipment washwaters. **DO NOT** contaminate water used for irrigation or domestic purposes.

#### Non-Target Organism Advisory Statement

This product is toxic to plants and may adversely impact the forage and habitat of non-target organisms, including pollinators, in areas adjacent to the treated site. Protect the forage and habitat of non-target organisms by following label directions intended to minimize spray drift.

#### DIRECTIONS FOR USE

It is a violation of Federal law to use this product in a manner inconsistent with its labeling.

**DO NOT** apply this product in a way that will contact workers or other persons, either directly or through drift. Only protected handlers may be in the area during application. For any requirements specific to your State or Tribe, consult the agency responsible for pesticide regulation.

#### USE PRECAUTIONS

**DO NOT** plant another crop within 30 days after treatment.

When preparing a spray solution of this product, do not mix any more spray solution than is needed for applications to be made that day. When applications are finished for the day, dispose of any remaining spray solution in a manner as directed by this label.

**DO NOT** apply [GCS Ethephon 6][this product] through any type of irrigation system.

Avoid spray drift to nearby crops as this product will cause modifications in plant growth. Plant injury or reduced yields will result.

**AGRICULTURAL USE REQUIREMENTS**

Use this product only in accordance with its labeling and with the Worker Protection Standard, 40 CFR Part 170. This standard contains requirements for the protection of agricultural workers on farms, forests, nurseries, and greenhouses, and handlers of agricultural pesticides. It contains requirements for training, decontamination, notification, and emergency assistance. It also contains specific instructions and exceptions pertaining to the statements on this label about personal protective equipment, notification to workers, and restricted-entry intervals. The requirements in this box only apply to uses of this product that are covered by the Worker Protection Standard.

**DO NOT** enter or allow worker entry into treated areas during the restricted-entry interval (REI) of 48 hours.

The REI increases to 72 hours in outdoor areas where average rainfall is less than 25 inches a year.

PPE required for early entry to treated areas that is permitted under the Worker Protection Standard and that involves contact with anything that has been treated such as plants, soil, or water, is:

- Coveralls over short-sleeved shirt and short pants
- Chemical resistant gloves made of barrier laminate, butyl rubber ≥14 mils, nitrile rubber ≥14 mils, neoprene rubber ≥14 mils, natural rubber ≥14 mils, polyethylene, polyvinyl chloride (PVC) ≥14 mils, or Viton ≥14 mils
- Chemical-resistant footwear plus socks
- Protective eyewear such as goggles, safety glasses, or face shield
- Chemical-resistant headgear for overhead exposure

Notify workers of the application by warning them orally and by posting warning signs at entrances to treated areas.

**MANDATORY SPRAY DRIFT MANAGEMENT****Aerial Applications:**

- **DO NOT** release spray at a height greater than 10 feet above the vegetative canopy, unless a greater application height is necessary for pilot safety.
- For all applications, applicators are required to use a fine to medium or coarser droplet size (ASABE S572.1).
- The boom length must not exceed 65% of the wingspan for airplanes or 75% of the rotor blade diameter for helicopters.
- Applicators must use 1/2 swath displacement upwind at the downwind edge of the field.
- Nozzles must be oriented so the spray is directed toward the back of the aircraft.
- **DO NOT** apply when wind speeds exceed 10 miles per hour at the application site.
- **DO NOT** apply during temperature inversions.

**Ground Boom Applications:**

- Apply with the nozzle height recommended by the manufacturer, but no more than 3 feet above the ground and crop canopy.
- For all applications, applicators are required to use a fine to medium or coarser droplet size (ASABE S572.1).
- **DO NOT** apply with wind speeds exceed 10 miles per hour at the application site.
- **DO NOT** apply during temperature inversions.

**Boom-less Ground Applications:**

- Applicators are required to use a medium or coarser droplet size (ASABE S572.1) for all applications.
- **DO NOT** apply when wind speeds exceed 10 miles per hour at the application site.
- **DO NOT** apply during temperature inversions.

**Airblast Applications:**

- Direct spray into the canopy.

Turn off outward pointing nozzles at the row ends and when spraying outer rows.

**SPRAY DRIFT ADVISORIES**

THE APPLICATOR IS RESPONSIBLE FOR AVOIDING OFF-SITE SPRAY DRIFT. BE AWARE OF NEARBY NON-TARGET SITES AND ENVIRONMENTAL CONDITIONS.

**IMPORTANCE OF DROPLET SIZE**

An effective way to reduce spray drift is to apply large droplets. Use the largest droplets that provide target pest control. While applying larger droplets will reduce spray drift, the potential for drift will be greater if applications are made improperly or under unfavorable environmental conditions.

**Controlling Droplet Size - Ground Boom**

- **Volume** - Increasing the spray volume so that larger droplets are produced will reduce spray drift. Use the highest practical spray volume for the application. If a greater spray volume is needed, consider using a nozzle with a higher flow rate.
- **Pressure** - Use the lowest spray pressure recommended for the nozzle to produce the target spray volume and droplet size.
- **Spray Nozzle** - Use a spray nozzle that is designed for the intended application. Consider using nozzles designed to reduce drift.

**Controlling Droplet Size - Aircraft**

- **Adjust Nozzles** - Follow nozzle manufacturer's recommendations for setting up nozzles. Generally, to reduce fine droplets, nozzles should be oriented parallel with the airflow in flight.

**Boom-less Ground Applications:**

- Setting nozzles at the lowest effective height will help to reduce the potential for spray drift.

**BOOM HEIGHT - Ground Boom**

For ground equipment, the boom should remain level with the crop and have minimal bounce.

**RELEASE HEIGHT - Aircraft**

Higher release heights increase the potential for spray drift.

**SHIELDED SPRAYERS**

When making applications in hot and dry conditions, use larger droplets to reduce effects of evaporation.

**TEMPERATURE AND HUMIDITY**

When making applications in hot and dry conditions, use larger droplets to reduce effects of evaporation.

**TEMPERATURE INVERSIONS**

Drift potential is high during a temperature inversion. Temperature inversions are characterized by increasing temperature with altitude and are common on nights with limited cloud cover and light to no wind. The presence of an inversion can be indicated by ground fog or by the movement of smoke from a ground source or an aircraft smoke generator. Smoke that layers and moves laterally in a concentrated cloud (under low wind conditions) indicates an inversion, while smoke that moves upward and rapidly dissipates indicates good vertical air mixing. Avoid applications during temperature inversions.

**WIND**

Drift potential generally increases with wind speed. AVOID APPLICATIONS DURING GUSTY WIND CONDITIONS. Applicators need to be familiar with local wind patterns and terrain that could affect spray drift.

**BOOM-LESS GROUND APPLICATIONS**

Setting nozzles at the lowest effective height will help to reduce the potential for spray drift.

**HANDHELD TECHNOLOGY APPLICATIONS**

Take precautions to minimize spray drift.

**PRODUCT INFORMATION****COTTON**

A foliar spray of [GCS Ethephon 6][this product] will accelerate opening of mature unopened cotton bolls and enhance defoliation which can result in earlier harvest with an increased recoverable yield. [GCS Ethephon 6][this product] treatment allows increased efficiency from a once-over harvest.

**TOBACCO (FLUE-CURED)**

A foliar spray of [GCS Ethephon 6][this product] promotes early, uniform "yellowing" of mature tobacco. [GCS Ethephon 6][This product] reduces curing time, allowing more efficient use of curing bam space, and increased control over harvest schedules.

**Spray Preparation**

Add 1/2 - 3/4 of the required amount of water to the spray tank. Start agitation. Add the required amount of [GCS Ethephon 6][this product], and the remaining amount of water. Prepare only as much spray solution as can be used on the day of mixing. **DO NOT** allow spray solution to stand overnight. **DO NOT** spill the concentrated product on spray equipment, or any airplane parts.

ANY SPILLS SHOULD BE RINSED IMMEDIATELY WITH PLENTY OF WATER.

Use of a nurse tank is highly recommended for avoiding possible spills of concentrated formulation on spray equipment or any airplane parts.

**Tank Mixtures with Defoliants and Insecticides**

IT IS THE PESTICIDE USER'S RESPONSIBILITY TO ENSURE THAT ALL PRODUCTS ARE REGISTERED FOR THE INTENDED USE.

READ AND FOLLOW THE APPLICABLE RESTRICTIONS AND LIMITATIONS AND DIRECTIONS FOR USE ON ALL PRODUCT LABELS INVOLVED IN TANK MIXING.

USERS MUST FOLLOW THE MOST RESTRICTIVE DIRECTIONS FOR USE AND PRECAUTIONARY STATEMENTS OF EACH PRODUCT IN THE TANK MIXTURE.

Follow all applicable use precautions and rate per acre recommendations on labels of products applied as tank mixtures or in sequence with [GCS Ethephon 6][this product]. In some cases, slight reduction in boll opening response has been observed when tank mixes with defoliants were used.

Agitation in the spray tank is essential and a tank mixture should not be allowed to stand without agitation for more than 5 - 10 minutes. Read and observe all appropriate label use directions and precautions for the defoliant and insecticides used.

**DO NOT MIX WITH DESICCANTS IF COTTON IS TO BE SPINDLE HARVESTED.**

**DO NOT TANK MIX [GCS ETHEPHON 6][THIS PRODUCT] WITH DEFOLIANTS CONTAINING SODIUM CHLORATE BECAUSE THIS RESULTS IN THE FORMATION OF HYPOCHLOROUS ACIDS WHICH UPON HEATING EMIT TOXIC CHLORINE FUMES.**

#### Equipment Cleaning

Because of the acidic nature of this product, prolonged exposure to spray deposits will damage acrylic plastics, certain paints, and metals.

Rinse thoroughly with a detergent and water all exposed acrylic plastic-type materials (e.g., aircraft windshields), and painted surfaces within an hour after exposure to spray deposits.

At the end of each day, rinse thoroughly with a detergent and water all the metal parts of the aircraft and the associated spray equipment exposed to the spray deposits.

#### COTTON

| Products Use                                    | Weather Conditions  | GCS Ethephon 6 Rate |           | 1 Gal. GCS Ethephon 6 Treats | Spray Volume (Gals./A) |        | Application Instructions  |
|---|---|---------------------|-----------|------------------------------|------------------------|--------|---|
|   |   | Pts./A              | Lbs. A.I. | Acres                        | Ground                 | Air**  |   |
| GCS Ethephon 6*                                 | Hot and dry 80°F or higher                                | 1.38                | 1.0       | 6                            | 15 - 50                | 2 - 5  | Apply when the number of mature unopened bolls is sufficient to produce the desired crop. See below for test of boll maturity. Treatment uniformly opens bolls 7 - 14 days earlier.                   |
|   | Dry and 75°F to 80°F                                      | 2.07                | 1.5       | 4                            |                        |        |   |
|   | Cool but above 65°F or Rank cotton                        | 2.76                | 2.0       | 3                            |                        |        |   |
| GCS Ethephon 6 + Tribufos Defoliant Tank Mix    | High soil moisture or High fertility level or Rank cotton | 0.34                | 0.25      | 24                           | 15 - 50                | 5 - 10 | Apply 4 - 7 days prior to [GCS Ethephon 6] [this product] boll opening application. To be used as a sequential treatment with, not in place of [GCS Ethephon 6][this product] boll opening treatment. |
| GCS Ethephon 6 + Thidiazuron Defoliant Tank Mix | High soil moisture or High fertility level or Rank cotton | 0.34                | 0.25      | 24                           | 10 - 50                | 3 - 10 | Apply 4 - 7 days prior to [GCS Ethephon 6][this product] boll opening application. To be used as a sequential treatment with, not in place of [GCS Ethephon 6][this product] boll opening treatment.  |
| Pre-Conditioner for Defoliation                 | Hot, dry, above 80°F                                      | 0.69                | 0.5       | 12                           | 15 - 50                | 2 - 5  | Apply 4 - 7 days prior to defoliant. Enhances top crop defoliation reducing deterioration of bottom crop and allows for earlier harvest.  |
|   | Cool, above 65°F or Rank cotton                           | 1.38                | 1.0       | 6                            |                        |        |   |

\*Pretreatment with defoliant prior to [GCS Ethephon 6][this product] treatment.

If the cotton is overly rank or laying down in the middles and good spray coverage of the bolls with [GCS Ethephon 6][this product] is difficult, a pretreatment with defoliant will be useful to improve boll coverage with [GCS Ethephon 6][this product]. Use dosage rates of [GCS Ethephon 6][this product] recommended for boll opening.

Read and observe all appropriate label use directions and precautions for the defoliant used.

**\*\*NOTE:** For California and Arizona, use a volume of no less than 5 gallons per acre for aerial applications.

#### Boll Maturity

A boll is mature when it is too hard to be dented when squeezed between thumb and fingers, too hard to be sliced with a sharp knife, and when the seed coat becomes light brown in color.

#### Restrictions:

- **DO NOT** exceed a maximum of 2.76 Pts. (2 lbs. a.i.) of [GCS Ethephon 6][this product] per acre per application.
- **DO NOT** exceed a maximum of 2.76 Pts. (2 lbs. a.i.) for combined uses of [GCS Ethephon 6][this product] (or other ethephon containing products) per acre per year.
- **DO NOT** make more than one application per year at maximum rate.
- **Boll Opening: DO NOT** tank mix [GCS Ethephon 6][this product] with a desiccant if the cotton is to be spindle harvested.
- **Pre-Condition for Defoliation: DO NOT** tank mix [GCS Ethephon 6][this product] with desiccants unless plant desiccation is required. **DO NOT** use a defoliant before there is sufficient mature unopened bolls to produce the desired yield (see General

Information section on how to test for boll maturity).

- Pre-Harvest Interval – **DO NOT** harvest until 7 days after application.
- **DO NOT** apply this product if rain is expected within 6 hours as product performance may be reduced.
- **DO NOT** plant back another crop within 30 days after application.

#### When to Harvest

**DO NOT** harvest cotton sooner than 7 days after a treatment with [GCS Ethephon 6][this product]. Observe the treated crop and harvest when optimum boll opening has been reached. Too early harvest might reduce the full advantage of the treatment and too late a harvest may result in reduced quality and loss of lint which will drop from the plant.

#### TOBACCO (Flue-Cured Only)

| Crop Situation             | GCS Ethephon 6<br>Pts./A               | Spray Volume<br>Gals./A | Application Instructions  |
|----------------------------|--|-------------------------|---|
| Directed Spray Application | 1.38<br>(1.0 lbs. a.i.)                | 50 - 60                 | Use drop nozzles. Choose TG or OC spray tips designed to apply 50 - 60 GPA at 35 - 40 PSI and at tractor speed of 2 - 3 mph. Use 2 nozzles per row; one on each side of the row dropped low enough to direct the spray to the leaves to be ripened and harvested. Thorough spray coverage is essential. With a directed spray, be sure to harvest all leaves with 20% or more yellowing.  |
| Over-The-Top Application   | 1.38- 2.76<br>(1.0 – 2.0 lbs.<br>a.i.) | 40 - 60                 | Treat only when leaves remaining on the stalk are mature. To ensure remaining leaves are mature, test spray several tobacco plants as described under the section <b>Application Timing</b> . Use the lower rate in a normally mature crop when experience indicates that minimum ripening inducement is required. Use the higher rate when the crop is heavy and has a tendency to be more rank or when temperatures are lower than normal. Always test spray to determine if the tobacco is mature enough to respond to treatment with [GCS Ethephon 6][this product].<br><br>Apply over-the-top [GCS Ethephon 6][this product] spray as a fine mist using three nozzles (one nozzle tip over the center of the plant, and one on each side) so all leaves are covered thoroughly, similar to the application pattern of systemic sucker control agents. Use a spray pressure of 40 - 60 PSI. |

#### Restrictions:

- **DO NOT** exceed a maximum of 2.76 Pts. (2 lbs. a.i.) of [GCS Ethephon 6][this product] per acre per application.
- **DO NOT** exceed a maximum of 2.76 Pts. (2 lbs. a.i.) for combined uses of [GCS Ethephon 6][this product] (or other ethephon containing products) per acre per year.
- **DO NOT** make more than one application per year at maximum rate.
- **DO NOT** apply [GCS Ethephon 6][this product] to immature leaves as this can result in unsatisfactory coloring, weight loss and reduced leaf quality.
- **DO NOT** allow the crop to over ripen in the field after using [GCS Ethephon 6][this product], since this may cause some reduction in yield and quality.
- **DO NOT** treat before anticipated major storm which could prevent harvest and result in crop loss.
- **DO NOT** apply [GCS Ethephon 6][this product] if rain is expected within 4 hours.
- **DO NOT** plant back another crop within 30 days after application.

#### Application Timing

Successful results with [GCS Ethephon 6][this product] call for treatment when leaves are mature, not overly rank green when sprayed. To easily determine the proper treatment timing and the number of leaves per stalk ready for harvest, test spray several plants in more than one location in each field and observe the response. Mature leaves will begin to yellow in 24 - 72 hours. Test leaves that fail to yellow in 72 hours are not mature and are not ready for [GCS Ethephon 6][this product] treatment. Wait a few days to permit further natural maturing, then make another test spray or “maturity” check.

When you have confirmed the number of leaves per plant that will color, you can determine the number of acres to treat in order to fill the barn.

#### Test Spray Mixture Directions

Prepare your test spray by mixing 1 teaspoon of [GCS Ethephon 6][this product] in 1 qt. of water. Spray each test plant with about 1 oz. of this mixture, covering all leaves with a fine mist. [GCS Ethephon 6][This product] will not color immature sprayed leaves.

#### When to Harvest

All mature, sprayed leaves will begin to color within 24 - 72 hours after [GCS Ethephon 6][this product] application. The yellowing process is weather dependent; cool weather will delay, while hot, sunny weather can speed up the process. Harvest treated tobacco when leaves have reached the desired color intensity.

**DO NOT** allow tobacco to become over ripe before starting harvest. Leaf drop can occur when tobacco is over ripe and left on the



stalk. If a number of the bottom leaves have yellowed at the time of treatment, they should be harvested prior to spraying with **[GCS Ethephon 6]**[this product].

With an over-the-top application, harvesting can commence 48 hours after **[GCS Ethephon 6]**[this product] application depending on weather conditions or to avoid over ripe tobacco. Tobacco harvested 48 hours after treatment may require more time in the coloring phase of the curing process.

#### **Curing GCS Ethephon 6 Treated Tobacco**

Curing procedures are as much an art as a science and each cure must be judged on the basis of tobacco condition, interval between treatment and harvest, weather and type of curing facility before prescription temperature and ventilation schedules can be established. To obtain maximum quality, care must be taken to observe and control the curing process closely, especially during the late "coloring" and early "drying" stages of the leaf.

**[GCS Ethephon 6]**[This product] treated tobacco will have started the coloring process when harvested, reducing the time required in the coloring phase of curing. Treated tobacco should be dried faster. If tobacco leaves are green or contain some green when harvested, it may be necessary to color them for a few hours. If the leaves are completely yellow, temperature and ventilation must be adjusted in a manner to dry the tobacco as fast as possible without scalding. Once the leaf is dried (3/4 dry), you should follow normal procedures for curing. Since **[GCS Ethephon 6]**[this product] treated leaves cure faster, treated, and untreated leaves should not be cured together in the same barn.

### **STORAGE AND DISPOSAL**

**DO NOT** contaminate water, food or feed by storage or disposal.

#### **PESTICIDE STORAGE:**

If container is broken or contents have spilled, follow all precautions indicated above and clean up immediately. Before cleaning up, wear full length trousers, long sleeved shirt, protective gloves, and goggles or face shield. Soak up spill with absorbent media such as sand, earth or other suitable material and dispose of waste at an approved waste disposal facility.

#### **PESTICIDE DISPOSAL:**

Pesticide wastes are acutely hazardous. Improper disposal of excess pesticide, spray mixture, or rinsate is a violation of Federal law. If these wastes cannot be disposed of by use according to label instructions, contact your State Pesticide or Environmental Control Agency or the Hazardous Waste representative at the nearest EPA Regional Office for guidance.

#### **CONTAINER HANDLING:**

**[[Nonrefillable Container (five gallons or less):]** Nonrefillable container. **DO NOT** reuse or refill this container. Offer for recycling if available. Triple rinse container (or equivalent) promptly after emptying. Triple rinse as follows: Empty the remaining contents into application equipment or a mix tank. Drain for 10 seconds after the flow begins to drip. Fill the container 1/4 full with water and recap. Shake for 10 seconds. Pour rinsate into application equipment or a mix tank or store rinsate for later use and disposal. Drain for 10 seconds after the flow begins to drip. Repeat this procedure two more times. Offer for recycling, if available, or puncture and dispose of in a sanitary landfill, or by other procedures approved by state and local authorities.]

**[[Nonrefillable Container (greater than five gallons):]** Nonrefillable container. **DO NOT** reuse or refill this container. Offer for recycling if available. Triple rinse container or pressure rinse (or equivalent) promptly after emptying. Triple rinse as follows: Empty the remaining contents into application equipment or a mix tank. Fill the container 1/4 full with water. Replace and tighten closures. Tip container on its side and roll it back and forth, ensuring at least one complete revolution, for 30 seconds. Stand the container on its end and tip it back and forth several times. Turn the container over onto its other end and tip it back and forth several times. Empty the rinsate into application equipment or a mix tank or store rinsate for later use or disposal. Repeat this procedure two more times. Pressure rinse as follows: Empty the remaining contents into application equipment or a mix tank and continue to drain for 10 seconds after the flow begins to drip. Hold container upside down over application equipment or a mix tank or collect rinsate for later use or disposal. Insert pressure rinsing nozzle in the side of the container, and rinse at about 40 PSI for at least 30 seconds. Drain for 10 seconds after the flow begins to drip. Offer for recycling, if available, or puncture and dispose of in a sanitary landfill, or by other procedures approved by state and local authorities.]

**[[Refillable Container (greater than five gallons):]** Refillable container. Refill this container with pesticide only. **DO NOT** reuse this container for any other purpose. Cleaning the container before final disposal is the responsibility of the person disposing of the container. Cleaning before refilling is the responsibility of the person refilling. To clean container before final disposal, empty the remaining contents from this container into application equipment or mix tank. Fill the container about 10% full with water. Agitate vigorously or recirculate water with the pump for 2 minutes. Pour or pump rinsate into application equipment or rinsate collection system. Repeat this rinsing procedure two more times. Then offer for recycling, if available, or puncture and dispose of in a sanitary landfill, or by other procedures approved by State and local authorities.]

### **CONDITIONS OF SALE AND LIMITATION OF WARRANTY AND LIABILITY**

**NOTICE:** Read the entire Directions for Use and Conditions of Sale and Limitation of Warranty and Liability before buying or using this product. If the terms are not acceptable, return the product at once, unopened, and the purchase price will be refunded.

The Directions for Use of this product must be followed carefully. It is impossible to eliminate all risks inherently associated with the

use of this product. Ineffectiveness or other unintended consequences may result because of such factors as manner of use or application, weather, presence of other materials or other influencing factors in the use of the product, which are beyond the control of Generic Crop Science, LLC or Seller. To the extent consistent with applicable law, all such risks shall be assumed by Buyer and User, and Buyer and User agree to hold Generic Crop Science, LLC and Seller harmless for any claims relating to such factors.

Generic Crop Science, LLC warrants that this product conforms to the chemical description on the label and is reasonably fit for the purposes stated in the Directions for Use, subject to the inherent risks referred to above, when used in accordance with directions under normal use conditions. To the extent consistent with applicable law, this warranty does not extend to the use of this product contrary to label instructions, or under conditions not reasonably foreseeable to or beyond the control of Seller or Generic Crop Science, LLC and Buyer and User assume the risk of any such use. To the extent consistent with applicable law, Generic Crop Science, LLC, **MAKES NO WARRANTIES OF MERCHANTABILITY OR OF FITNESS FOR A PARTICULAR PURPOSE NOR ANY OTHER EXPRESS OR IMPLIED WARRANTY EXCEPT AS STATED ABOVE.**

To the extent consistent with applicable law, neither Generic Crop Science, LLC nor Seller shall be liable for any incidental, consequential, or special damages resulting from the use or handling of this product. **TO THE EXTENT CONSISTENT WITH APPLICABLE LAW, THE EXCLUSIVE REMEDY OF THE USER OR BUYER, AND THE EXCLUSIVE LIABILITY OF GENERIC CROP SCIENCE, LLC AND SELLER FOR ANY AND ALL CLAIMS, LOSSES, INJURIES OR DAMAGES (INCLUDING CLAIMS BASED ON BREACH OF WARRANTY, CONTRACT, NEGLIGENCE, TORT, STRICT LIABILITY OR OTHERWISE) RESULTING FROM THE USE OR HANDLING OF THIS PRODUCT, SHALL BE THE RETURN OF THE PURCHASE PRICE OF THE PRODUCT OR, AT THE ELECTION OF GENERIC CROP SCIENCE, LLC OR SELLER, THE REPLACEMENT OF THE PRODUCT.**

Generic Crop Science, LLC and Seller offer this product, and Buyer and User accept it, subject to the foregoing Conditions of Sale and Limitation of Warranty and Liability, which may not be modified except by written agreement signed by a duly authorized representative of Generic Crop Science, LLC.










[All trademarks are the property of their respective owners.]

[Farmers First is a trademark of Farmers Business Network, Inc.]

[The sprout logo, "FBN", and "Farmers Business Network" are registered service marks of Farmer's Business Network, Inc.]

{Note to Reviewer: The mention of the product name throughout this Master Label may be updated/replaced with the term "This product" on the Market Label.}

{Optional graphics to be used on any panel of final market label:}

|   |   |  |
|---|---|--|
| <p>[www.FBN.com][FBN.com]<br/>                 [Available at www.FBN.com]<br/>                 [844-200-FARM (3276)]<br/>                 [Farmers First]</p> |  | <p>{any color}</p>  <p>FARMERS BUSINESS NETWORK™</p> |
|  <p>FARMERS<br/>FIRST™</p>   |  |    |
|    |  |    |
|  <p>FUNGICIDE<br/>[Fungicide]</p>  |   |  |

[End of Optional Text]