



OFFICE OF CHEMICAL SAFETY AND POLLUTION PREVENTION

WASHINGTON, D.C. 20460

March 1, 2024

Stefanie Garufi
Agent
Generic Crop Science, LLC
1887 Whitney Mesa Drive #9740
Henderson, NV 89014

Subject: Notification per PRN 98-10 – Add optional marketing language, correct minor typographical errors, update the information in the first aid box, add new alternate brand name
Product Name: GCS ATRAZINE 90DF
EPA Registration Number: 94730-25
Application Date: 2/26/2024
Case Number: 501665

Dear Stefanie Garufi:

The Agency is in receipt of your Application for Pesticide Notification under Pesticide Registration Notice (PRN) 98-10 for the above referenced product. The Registration Division (RD) has conducted a review of this request for its applicability under PRN 98-10 and finds that the action requested falls within the scope of PRN 98-10.

The label submitted with the application has been stamped "NOTIFICATION" and placed in our records. The alternate brand name, "**Farmers First™ Atrazine 90DF**" has been added to the product record.

Should you wish to add/retain a reference to the company's website on your label, then please be aware that the website becomes labeling under the Federal Insecticide, Fungicide, and Rodenticide Act (FIFRA) and is subject to review by the Agency. If the website is false or misleading, the product would be misbranded and unlawful to sell or distribute under FIFRA section 12(a)(1)(E). 40 CFR 156.10(a)(5) lists examples of statements EPA may consider false or misleading. In addition, regardless of whether a website is referenced on your product's label, claims made on the website may not substantially differ from those claims approved through the registration process. Therefore, should the Agency find or if it is brought to our attention that a website contains false or misleading statements or claims substantially differing from the EPA approved registration, the website will be referred to the EPA's Office of Enforcement and Compliance.

If you have any questions, please contact Sarah Meadows at 202-566-2828 or at meadows.sarah@epa.gov.

Sincerely,

A handwritten signature in black ink, appearing to read "Sarah Meadows". The signature is fluid and cursive. Below the signature, the letters "FOL" are printed in a small, sans-serif font.

Emily Schmid, Product Manager 25
Herbicide Branch
Registration Division (7505P)
Office of Pesticide Programs

[MASTER LABEL]

**RESTRICTED USE PESTICIDE
(GROUND AND SURFACE WATER CONCERNS)**

For retail sale to and use only by certified applicators or persons under their direct supervision, and only for those uses covered by the Certified Applicator's Certification. This product is a restricted use herbicide due to ground and surface water concerns. Users must read and follow all precautionary statements and instructions for use in order to minimize potential for atrazine to reach ground and surface water.

ATRAZINE GROUP **5** HERBICIDE

GCS Atrazine 90DF

ABN: Willowood Atrazine 90DF; ABN: Farmers First™ Atrazine 90DF

For Season-Long Weed Control in Chemical fallow, Conifers, Corn, Fallowland, Guava, Lawns, Macadamia Nuts, Sorghum, Sugarcane, and Turf.

ACTIVE INGREDIENT:	WT. BY %
Atrazine*	88.4%
Related compounds	1.6%
OTHER INGREDIENTS:	10.0%
TOTAL:	100.0%

*CAS No. 1912-24-9

This product contains 0.9 lbs. of atrazine per 1 lb. of product

[Contains atrazine, the active ingredient used in Atrazine 90DF.]

Formatted: Centered, Tab stops: 3.25", Left

KEEP OUT OF REACH OF CHILDREN CAUTION/PRECAUCIÓN

FIRST AID

IF SWALLOWED:	<ul style="list-style-type: none"> Call a poison control center or doctor immediately for treatment advice. Have person sip a glass of water if able to swallow. Do notDO NOT induce vomiting unless told to do so by a poison control center or doctor. Do notDO NOT give anything by mouth to an unconscious person.
IF ON SKIN OR CLOTHING:	<ul style="list-style-type: none"> Take off contaminated clothing. Rinse skin immediately with plenty of water for 15-20 minutes. Call a poison control center or doctor for treatment advice.
IF IN EYES:	<ul style="list-style-type: none"> Hold eye open and rinse slowly and gently with water for 15-20 minutes. Remove contact lenses, if present, after the first 5 minutes, then continue rinsing eye. Call a poison control center or doctor for treatment advice

HOTLINE NUMBERS

Have the product container or label with you when calling a poison control center or doctor or going for treatment. For Emergency Medical Assistance (Human or Animal) contact Rocky Mountain Poison Control at 866-767-5040. For Chemical Emergency Assistance (Spill, Leak, Fire or Accident) contact CHEMTREC at 800-424-9300 (North America) or 703-527-3887 (International). Have the product container or label with you when calling a poison control center or doctor or going for treatment. For 24-Hour Medical Emergency Assistance (Human or Animal), call: 1-800-222-1222. For Chemical Emergency Assistance (Spill, Leak, Fire, or Accident), call CHEMTREC: 1-800-424-9300

NOTE TO PHYSICIAN

There is no specific antidote for atrazine. If this product is ingested, induce emesis or lavage stomach. The use of an aqueous slurry of activated charcoal may be considered.

[Optional referral statements when booklets and container labels are used:]

[See label booklet for [complete] [additional] [First Aid,] [Precautionary Statements,] [Directions For Use,] and [Storage and Disposal.]]

Formatted: Font: Bold

Manufactured [For] [By]:
25

Generic Crop Science, LLC
1887 Whitney Mesa Dr., #9740
Henderson, NV 89014

EPA Reg. No.: 94730-

EPA Est. No.: XXXXX-XX-XXX

NOTIFICATION

94730-25

The applicant has certified that no changes, other than those reported to the Agency have been made to the labeling. The Agency acknowledges this notification by letter dated:

3/1/2024

Net Contents: _____ [Lbs./Kg]

[Batch No. _____]

[GCS Atrazine 90DF is not manufactured, or distributed by Drexel Chemical Co. seller of Atrazine 90DF.]

Formatted: Font: Not Bold

Formatted: Font: 9 pt, Not Bold

Formatted: Centered

Formatted: Left, Tab stops: 3.03", Left

PRECAUTIONARY STATEMENTS**HAZARDS TO HUMANS AND DOMESTIC ANIMALS**

CAUTION. Harmful if swallowed. Harmful if absorbed through skin. Causes moderate eye irritation. Avoid contact with skin, eyes, or clothing. Wash thoroughly with soap and water after handling and before eating, drinking, chewing gum, using tobacco, or using the toilet. Remove and wash contaminated clothing before reuse. Wear protective eyewear.

PERSONAL PROTECTIVE EQUIPMENT (PPE)

Mixers, loaders, cleaners of equipment or spills, and other handlers exposed to the concentrate must wear:

- Coveralls over long-sleeved shirt and long pants
- Chemical-resistant gloves made of polyethylene or polyvinyl chloride
- Chemical-resistant footwear plus socks
- Chemical-resistant apron
- Wear a minimum of a NIOSH-approved particulate filtering facepiece respirator with any N, R or P filter; OR a NIOSH-approved elastomeric particulate respirator with any N, R or P filter; OR a NIOSH-approved powered air purifying respirator with HE filters

Applicators using spray equipment mounted on their backs must wear:

- Coveralls over long-sleeved shirt and long pants
- Chemical-resistant gloves made of polyethylene or polyvinyl chloride
- Chemical-resistant footwear plus socks

All other applicators and all other handlers exposed to the dilute must wear:

- Long-sleeved shirt and long pants
- Chemical-resistant gloves made of polyethylene or polyvinyl chloride
- Shoes plus socks

Aerial application is prohibited.

See **ENGINEERING CONTROLS** for additional requirements.

Follow manufacturer's instructions for cleaning/maintaining PPE. If no such instructions for washables exist, use detergent and hot water. Keep and wash PPE separately from other laundry. Discard clothing and other absorbent materials that have been drenched or heavily contaminated with this product's concentrate. ~~Do not~~ **DO NOT** reuse them.

ENGINEERING CONTROLS

When applicators use enclosed cabs in a manner that meets the requirements listed in the Worker Protection Standard (WPS) for agricultural pesticides [40 CFR 170.240 (d)(5)], the handler PPE requirements may be reduced or modified as specified in the WPS.

USER SAFETY RECOMMENDATIONS**Users should:**

- Wash hands thoroughly after handling and before eating, drinking, chewing gum, using tobacco, or using the toilet.
- Remove clothing/PPE immediately if pesticide gets inside. Then wash thoroughly and put on clean clothing.
- Remove PPE immediately after handling this product. Wash the outside of gloves before removing. As soon as possible, wash thoroughly and change into clean clothing.

ENVIRONMENTAL HAZARDS

This pesticide is toxic to aquatic invertebrates. ~~Do not~~ **DO NOT** apply directly to water, to areas where water is present or to intertidal areas below the mean high-water mark. ~~Do not~~ **DO NOT** apply when weather conditions favor drift from treated areas. Runoff and drift from treated areas may be hazardous to aquatic organisms in neighboring areas. ~~Do not~~ **DO NOT** contaminate water when disposing of equipment washwaters or rinsate.

Atrazine can travel (seep or leach) through soil and can enter groundwater which may be used as drinking water. Atrazine has been found in groundwater. Users are advised not to apply atrazine to Sand and Loamy sand soils where the water table (groundwater) is close to the surface and where these soils are very permeable, i.e., well- drained. Your local agricultural agencies can provide further information on the type of soil in your area and the location of groundwater.

NON-TARGET ORGANISM ADVISORY STATEMENT: This product is toxic to plants and may adversely impact the forage and habitat of non-target organisms, including pollinators, in areas adjacent to the treated site. Protect the forage and habitat of non-target organisms by following label directions intended to minimize spray drift.

This product must not be mixed or loaded within 50 feet of intermittent streams and rivers, natural or impounded lakes and reservoirs. This product must not be applied aerially or by ground within 66 feet of the points where field surface water runoff enters perennial or intermittent streams and rivers or within 200 feet around natural or impounded lakes and reservoirs. If this product is applied to highly erodible land, the 66-foot buffer or setback from runoff points must be planted to crop or seeded with grass or other suitable crop.

~~Do not~~**DO NOT** contaminate water when disposing of equipment washwaters. This product must not be mixed/loaded or used within 50 feet of all wells including abandoned wells, drainage wells and sinkholes. Operations that involve mixing, loading, rinsing or washing of this product into or from pesticide handling or application equipment or containers within 50 feet of any well are prohibited, unless conducted on an impervious pad constructed to withstand the weight of the heaviest load that may be positioned on or moved across the pad. Such a pad shall be designed and maintained to contain any product spill or equipment leaks, container or equipment rinse or washwater and rainwater that may fall on the pad. Surface water shall not be allowed to either flow over or from the pad, which means the pad must be self-contained. The pad shall be sloped to facilitate material removal. An unroofed pad shall be of sufficient capacity to contain at a minimum 110% of the capacity of the largest pesticide container or application equipment on the pad. A pad that is covered by a roof of sufficient size to completely exclude precipitation from contact with the pad shall have a minimum containment capacity of 100% of the capacity of the largest pesticide container or application equipment on the pad. Containment capacities as described above shall be maintained at all times. The above-specified minimum containment capacities do not apply to vehicles when delivering pesticide shipments to the mixing/loading sites. Additional State imposed requirements regarding wellhead setbacks and operational area containment must be observed.

Tile-Outletted Terraced Fields Containing Standpipes

One of the following restrictions must be used in applying atrazine to tile-outletted terraced fields containing standpipes:

- ~~Do not~~**DO NOT** apply this product within 66 feet of standpipes in tile-outletted terraced fields.
- Apply this product to the entire tile-outletted terraced field and immediately incorporate it to a depth of 2 - 3 inches in the entire field.
- Apply this product to the entire tile-outletted terraced field under a no-till practice only when a high crop residue management practice is practiced. High crop residue management is described as a crop management practice where little or no crop residue is removed from the field during and after crop harvest.

DIRECTIONS FOR USE

RESTRICTED USE PESTICIDE

It is a violation of Federal law to use this product in a manner inconsistent with its labeling.

~~Do not~~**DO NOT** apply this product in a way that will contact workers or other persons, either directly or through drift. Only protected handlers may be in the area during application. For any requirements specific to your State or Tribe, consult the agency responsible for pesticide regulation.

Any use of this product in an area where use is prohibited is a violation of Federal law. Before using this product, you must consult the Atrazine Watershed Information Center (AWIC) to determine whether the use of this product is prohibited in your watershed. AWIC can be accessed through www.atrazine-watershed.info, or [1-866-365-3014]. If use of this product is prohibited in your watershed, you may return this product to your point of purchase or contact Generic Crop Science, LLC for a refund.

~~Do not~~**DO NOT** apply this product through any type of irrigation system.

AERIAL APPLICATION IS PROHIBITED.

AGRICULTURAL USE REQUIREMENTS

Use this product only in accordance with its labeling and with the Worker Protection Standard, 40 CFR Part 170. This Standard contains requirements for the protection of agricultural workers on farms, forests, nurseries, greenhouses, and handlers of agricultural pesticides. It contains requirements for training, decontamination, notification, and emergency assistance. It also contains specific instructions and exceptions pertaining to the statements on this label about personal protective equipment (PPE) and restricted-entry interval. The requirements in this box only apply to uses of this product that are covered by the Worker Protection Standard.

~~Do not~~**DO NOT** enter or allow worker entry into treated areas during the restricted-entry interval (REI) of 12 hours.

Exception: If the product is soil-injected or soil-incorporated, the Worker Protection Standard, under certain circumstances, allows workers to enter the treated area if there will be no contact with anything that has been treated.

PPE required for early entry to treated areas that is permitted under the Worker Protection Standard and that involves contact with anything that has been treated, such as plants, soil, or water, is:

- Coveralls

- Chemical-resistant gloves made of any waterproof material
- Shoes plus socks

NON-AGRICULTURAL USE REQUIREMENTS

The requirements in this box apply to uses of this product that are NOT within the scope of the Worker Protection Standard for agricultural pesticides (40 CFR Part 170). The WPS applies when this product is used to produce agricultural plants on farms, forests, nurseries, and greenhouses.

~~Do not~~ **DO NOT** enter or allow others to enter until sprays have dried.

PRODUCT INFORMATION

GCS Atrazine 90DF will control most annual broadleaf and grass weeds in corn, sorghum, sugarcane, and certain other crops as specified on this label. This product may be applied before or after weeds emerge. In each case where a range of rates is given, the lower rate must be used on coarse-textured soil and soil low in organic matter and the higher rate must be used on fine-textured soil and soil high in organic matter.

Since this product acts mainly through root absorption, its effectiveness depends on rainfall or irrigation to move it into the root zone. Should weeds develop, a shallow cultivation or rotary hoeing will generally result in better weed control.

This product is non-corrosive to equipment and metal surfaces, nonflammable and has low electrical conductivity. Take care to avoid using this product near adjacent desirable plants or in greenhouses, or injury may occur.

To avoid spray drift, do not apply under windy conditions. Avoid spray overlap, as crop injury may result.

FAILURE TO FOLLOW ALL USE PRECAUTIONS AND RESTRICTIONS ON THIS LABEL MAY RESULT IN POOR WEED CONTROL, CROP INJURY OR ILLEGAL RESIDUES.

Restriction: ~~Do not~~ **DO NOT** use this product in combination with other herbicides or oils except as specifically described on the label or in literature published by the seller.

RESISTANCE MANAGEMENT

For resistance management, **GCS Atrazine 90DF** is a Group 5 herbicide. Any weed population may contain or develop plants naturally resistant to **GCS Atrazine 90DF** and other Group 5 herbicides. The resistant biotypes may dominate the weed population if these herbicides are used repeatedly in the same field. Appropriate resistance management strategies should be followed.

To delay herbicide resistance, take one or more of the following steps:

- Rotate the use of **GCS Atrazine 90DF** or other Group 5 herbicides within a growing season sequence or among growing seasons with different herbicide groups that control the same weeds in a field.
- Use tank mixtures with herbicides from a different group if such use is permitted; where information on resistance in target weed species is available, use the less resistance-prone partner at a rate that will control the target weed(s) equally as well as the more resistance-prone partner. Consult your local extension service or certified crop advisor if you are unsure as to which active ingredient is currently less prone to resistance.
- Adopt an integrated weed-management program for herbicide use that includes scouting and uses historical information related to herbicide use and crop rotation, and that considers tillage (or other mechanical control methods), cultural (e.g., higher crop seeding rates; precision fertilizer application method and timing to favor the crop and not the weeds), biological (weed-competitive crops or varieties) and other management practices.
- Scout after herbicide application to monitor weed populations for early signs of resistance development. Indicators of possible herbicide resistance include:
 - failure to control a weed species normally controlled by the herbicide at the dose applied, especially if control is achieved on adjacent weeds;
 - a spreading patch of non-controlled plants of a particular weed species;
 - surviving plants mixed with controlled individuals of the same species. If resistance is suspected, prevent weed seed production in the affected area by an alternative herbicide from a different group or by a mechanical method such as hoeing or tillage. Prevent movement of resistant weed seeds to other fields by cleaning harvesting and tillage equipment when moving between fields, and planting clean seed.
- If a weed pest population continues to progress after treatment with this product, discontinue use of this product, and switch to another management strategy or herbicide with a different mode of action, if available.
- Contact your local extension specialist, certified crop advisor, and/or manufacturer for [herbicide/insecticide](#) resistance management and/or IPM guidance for the specific site and resistant pest problems.

APPLICATION INSTRUCTIONS

Ground Applications

Use conventional ground sprayers equipped with nozzles that provide accurate and uniform application. Be certain that nozzles are uniformly spaced and are the same size. Calibrate sprayer before use and recalibrate at the start of each season and when changing carriers. Unless otherwise specified, use a minimum of 10 gallons of spray mixture per acre for all pre-plant incorporated, pre-plant surface, pre-emergence, and post-emergence applications (with or without oil or surfactant) with ground equipment.

Use a pump with capacity to (1) maintain 35 – 40 PSI at nozzles, (2) provide sufficient agitation in tank to keep mixture in suspension, and (3) to provide a minimum of 20% bypass at all times. Use centrifugal pumps which provide propeller shear action for dispersing and mixing GCS Atrazine 90DF. The pump must provide a minimum of 10 gallons/minute/100 gallons tank size circulated through a correctly positioned sparger tube or jets.

Use screens to protect the pump and to prevent nozzles from clogging. Screens placed on the suction side of the pump must be 16-mesh or coarser. ~~Do not~~ **DO NOT** place a screen in the recirculation line. Use 50-mesh or coarser screens between the pump and boom, and where required, at the nozzles. Check nozzle manufacturer's specifications.

For Band Applications

Calculate amount to be applied per acre as follows:

$$\frac{\text{Band Width in Inches}}{\text{Row Width in Inches}} \times \text{Broadcast Rate per Acre} = \text{Amount needed per Acre of Field}$$

MIXING INSTRUCTIONS

It is the pesticide user's responsibility to ensure that all products are registered for the intended use. Read and follow the applicable restrictions and limitations and directions for use on all product labels involved in tank mixing. Users must follow the most restrictive directions for use and precautionary statements of each product in the tank mixture.

Application in Water or Liquid Fertilizer

Nitrogen solutions or complete liquid fertilizers may replace all or part of the water as a carrier for pre-emergence and pre-plant applications of this product on corn and sorghum. Check the compatibility of this product with liquid fertilizer and/or nitrogen solution as shown below before use. ~~Do not~~ **DO NOT** apply in nitrogen solution or complete liquid fertilizer after corn or sorghum emerges, or crop injury may occur.

Compatibility Test

Since liquid fertilizers can vary, even within the same analysis, always check compatibility with herbicide(s) each time before use. Be especially careful when using complete suspension or fluid fertilizers, as serious compatibility problems are more likely to occur. Commercial application equipment may improve compatibility in some instances. The following test assumes a spray volume of 25 gallons per acre. For other spray volumes, make appropriate changes in the amounts of ingredients.

Check compatibility using this procedure:

1. Add 1 pint of fertilizer to each of two (2) one-quart jars with tight lids.
2. To **one** of the jars, add 0.25 teaspoon or 1.2 milliliters of a compatibility agent approved for this use, including Mix™, Compex®, or Unite® (0.25 teaspoon is equivalent to 2 pints per 100 gallons of spray). Shake or stir gently to mix.
3. To both jars add the appropriate amount of herbicide(s). If more than one herbicide is used, add them separately with dry herbicides first, flowables next and emulsifiable concentrates last. After each addition, shake or stir gently to thoroughly mix. The appropriate amount of herbicides for this test follows:

Dry Herbicides: For each pound to be applied per acre, add 1.5 level teaspoons to each jar.

Liquid Herbicides: For each pint to be applied per acre, add 0.5 teaspoon or 2.5 milliliters to each jar.

4. After adding all ingredients, put lids on and tighten and invert each jar 10 times to mix. Let the mixtures stand 15 minutes and then look for separation, large flakes, precipitates, gels, heavy oily film on the jar or other signs of incompatibility. Determine if the compatibility agent is needed in the spray mixture by comparing the 2 jars. If either mixture separates, but can be remixed readily, the mixture can be sprayed as long as good agitation is used. If the mixtures are incompatible, test the following methods of improving compatibility: A) Slurry the dry herbicide(s) in water before addition, or B) Add half of the compatibility agent to the fertilizer and the other half of the emulsifiable concentrate or flowable herbicide before addition to the mixture. If incompatibility is still observed, do not use the mixture.

Application in Water plus Emulsifiable Oil or Oil Concentrate

Adding emulsifiable oil (petroleum-derived, petroleum-derived oil concentrate or single or mixed crop-derived oil concentrate) to post-emergence water-based sprays in corn and sorghum may improve weed control. However, under certain conditions, the use of either type of oil may seriously injure the crop. To minimize this possibility, observe the following directions. Use one of the following properly emulsified:

1. A suitable oil concentrate containing at least 1% but not more than 20% suitable emulsifier or surfactant blend.
2. Petroleum-derived oil containing at least 1% suitable emulsifier.

Note: In the event of a compatibility problem when mixing oil with this product and water, a compatibility agent such as MIX, Compex or Unite should be used. Any of the above oils contaminated with water or other materials can cause compatibility problems and/or crop injury.

Mixing Procedures – All Uses

1. Be sure sprayer is clean and not contaminated with any other materials or crop injury or sprayer clogging may result.
2. Fill tank one-fourth full with clean water, nitrogen solution or complete liquid fertilizer.
3. Start agitation.
4. Be certain that the agitation system is working properly and creates a rippling or rolling action on the liquid surface.
5. Add this product directly into tank.

6. Continue filling tank until 90% full. Increase agitation, if necessary, to maintain surface action.
7. Add emulsifiable oil, oil concentrate or tank mix herbicide(s) after this product is thoroughly suspended.
8. Finish filling tank.
9. Empty tank as completely as possible before refilling to prevent buildup of oil or emulsifiable concentrate residue. Maintain agitation to avoid separation of materials.
10. If an oil or emulsifiable concentrate film starts to build up in tank, drain it and clean with strong detergent solution or solvent.
11. Clean sprayer thoroughly immediately after use by flushing system with water containing a detergent.

ROTATIONAL CROPS – All Uses

- Land treated with this product must not be planted to any crop except corn or sorghum until the following year, or injury may occur.
- If this product is applied after June 10th, do not rotate with crops other than corn or sorghum the next year, or injury may occur.
- In the High Plains and Intermountain areas of the West where rainfall is sparse and erratic or where irrigation is required, use only when corn or sorghum is to follow corn or sorghum, or when a crop of untreated corn or sorghum is to precede other rotational crops.
- In Western Minnesota and Eastern parts of the Dakotas, Kansas, corn treated with this product must not be followed with soybeans if the broadcast rate applied was more than 2.2 lbs. per acre (2 lbs. a.i.), or comparable rate in a band, or injury to soybeans may occur.
- Injury may occur to soybeans planted the year following an application on soils having a calcareous surface layer.
- ~~Do not~~**DO NOT** plant sugar beets, tobacco, vegetables (including dry beans), spring-seeded small grains or small-seeded legumes and grasses the year following application of this product, or injury may occur.

MANDATORY SPRAY DRIFT MANAGEMENT**Ground Boom Applications:**

- User must only apply with the release height recommended by the manufacturer, but no more than 4 feet above the ground or crop canopy.
- Applicators are required to select a nozzle and pressure that deliver coarse or coarser droplets in accordance with American Society of Agricultural & Biological Engineers Standard 572 (ASABE S572).
- ~~Do not~~**DO NOT** apply when wind speeds exceed 10 miles per hour at the application site.
- ~~Do not~~**DO NOT** apply during temperature inversions.
- User must maintain a 15 foot (4.6 meter) in-field downwind buffer (in the direction in which the wind is blowing) from the edge of streams and rivers, as well as high-tide line for all estuarine/marine environments.

Boomless Ground Applications:

- Applicators are required to use a coarse or coarser droplet size (ASABE S572) for all applications.
- ~~Do not~~**DO NOT** apply when wind speeds exceed 10 miles per hour at the application site.
- ~~Do not~~**DO NOT** apply during temperature inversions.
- User must maintain a 15 foot (4.6 meter) in-field downwind buffer (in the direction in which the wind is blowing) from the edge of streams and rivers, as well as high-tide line for all estuarine/marine environments.

SPECIFIC USE DIRECTIONS**GCS ATRAZINE 90DF APPLIED ALONE - CORN OR GRAIN SORGHUM****TABLE 1**

Pre-Plant Surface-Applied, Pre-Plant Incorporated, or Pre-Emergence (or Post-Emergence at 2.2 lbs. (2 lbs. a.i.) of GCS Atrazine 90DF per acre with Oil)			
Broadleaf and Grass Weeds Controlled			
Barnyardgrass (Watergrass)*	Foxtail (Yellow)*	Morningglory (Annual)	Ragweed
Cocklebur**	Groundcherry	Mustards	Sicklepod**
Crabgrass, Large (Hairy)**	Jimsonweed	Nightshade	Velvetleaf (Buttonweed)*
Foxtail (Giant)**	Kochia	Pigweed	Wild Oats
Foxtail (Green)*	Lambsquarters	Purslane	Witchgrass (<i>Panicum capillare</i>)**
Post-Emergence with Emulsifiable Oil or Oil Concentrate in Water (1.3 lbs. (1.2 lbs. a.i.) of GCS Atrazine 90DF per acre)			
Broadleaf Weeds Controlled			
Cocklebur	Morningglory (Annual)	Ragweed	Velvetleaf (Buttonweed)*
Jimsonweed	Mustards	Smartweed	Wild Buckwheat
Lambsquarters	Pigweed		
Note: Where there are State/local requirements regarding atrazine use (including lower maximum rates and/or greater setbacks) which are different from this label, the more restrictive/protective requirements must be followed. Certain states may have established rate limitations within specific geographical areas. Consult your State Lead Pesticide Control Agency for additional information. It is a violation of this label to deviate from State regulations.			
*Partial control only on medium- and fine-textured soils.			
**Partial control only.			

CORN

GCS Atrazine 90DF may be applied either before planting, at-planting or after planting as indicated.

Restrictions - For All Applications to Corn:

- To avoid crop injury and illegal residues, do not apply more than 2.7 lbs. (2.5 lbs. a.i.) of GCS Atrazine 90DF per acre per calendar year.
- ~~Do not~~ **DO NOT** graze or feed forage from treated areas for 60 days for field corn, and 45 days for sweet corn, following application or illegal residues may result.
- When tank-mixing or sequentially applying atrazine or products containing atrazine to corn, do not exceed an application rate of 2 lbs. (2 lbs. a.i.) per acre for any single application, and the total pounds of atrazine applied must not exceed 2.5 lbs. a.i. per acre per year.
- When tank mixing or sequentially applying atrazine or products containing atrazine to crops other than corn or sorghum, the total pounds of atrazine must not exceed the specific seasonal rate limits as noted in the use directions.
- ~~Do not~~ **DO NOT** apply with by mechanically pressurized handgun to sweet corn.

Precautions - For All Applications to Corn:

- For best control of velvetleaf and cocklebur, the application rate cannot be less than 2 lbs. (2 lbs. a.i.) of GCS Atrazine 90DF per acre, either alone or in tank mix combinations.
- Following harvest, plow (moldboard or disk-plow) and thoroughly till soil in Fall or Spring to minimize possible injury to Spring-seeded rotational crops, regardless of rate used.

Pre-Plant Surface-Applied (Broadleaf and Grass Control)

Use on medium- and fine-textured soil with minimum-tillage or no-tillage systems only in Colorado, Illinois, Indiana, Iowa, Kansas, Kentucky, Minnesota, Missouri, Montana, Nebraska, North Dakota, South Dakota, Wisconsin, and Wyoming. Apply the rate of GCS Atrazine 90DF shown in TABLE 2 up to 45 days prior to planting. On coarse-textured soils, do not apply more than 2 weeks prior to planting. If an unsatisfactory length of weed control results from adverse environmental conditions following early treatment, a follow-up application of an appropriately labeled herbicide may be used. If the follow-up treatment includes atrazine, do not exceed the labeled rate for corn indicated in TABLE 2.

If weeds are present at the time of treatment, apply in tank mixture combination with a contact herbicide (for example, paraquat or glyphosate). It is the pesticide user's responsibility to ensure that all products are registered for the intended use. Read and follow the applicable restrictions and limitations and directions for use on all product labels involved in tank mixing. Users must follow the most restrictive directions for use and precautionary statements of each product in the tank mixture.

Note: To the extent possible, do not move treated soil out of the row or move untreated soil to the surface during planting, or weed control will be diminished.

Pre-Plant Incorporated (Broadleaf and Grass Control)

Broadcast in Spring after plowing at rate in TABLE 2. Apply to the soil and incorporate before, during, or after final seedbed preparation. Avoid deep incorporation. For best results, apply within 2 weeks prior to planting.

Pre-Emergence or At-Planting (Broadleaf and Grass Control)

Apply during or shortly after planting before weed emergence at rate in TABLE 2.

Post-Emergence (Broadleaf and Grass Control)

Apply before weeds exceed 1.5" in height, and before corn exceeds 12" in height at rate in TABLE 2.

TABLE 2 - Broadleaf and Grass Weed Control on Corn*

For All Soil Applications Prior to Crop Emergence - Maximum broadcast application rates for corn must be as follows:

- On Highly Erodible Soils (as defined by Natural Resources Conservation Service {NRCS}):** If conservation tillage is practiced, leaving at least 30% of the soil covered with plant residues at-planting, apply a maximum of 2.2 lbs. (2 lbs. a.i.) of GCS Atrazine 90DF per acre as a single application. If the soil coverage with plant residue is less than 30% at-planting, a maximum of 1.7 lbs. (1.5 lbs. a.i.) of GCS Atrazine 90DF per acre may be applied.
- On Soils Not Highly Erodible (as defined by NRCS):** Apply a maximum of 2.2 lbs. (2 lbs. a.i.) of GCS Atrazine 90DF per acre as a single pre-emergence application.

For Post-Emergence Application: If no atrazine was applied prior to corn emergence, apply a maximum of 2.2 lbs. (2 lbs. a.i.) of GCS Atrazine 90DF per acre broadcast. If a post-emergence treatment is required following an earlier herbicide application, the total atrazine applied may not exceed 2.7 lbs. (2.5 lbs. a.i.) of GCS Atrazine 90DF per acre per calendar year.

***Broadleaf Control (Eastern Colorado, Western Kansas, Western Nebraska, New Mexico, Oklahoma Panhandle, West Texas, and Eastern Wyoming):** On sand, loamy sand, sandy loam, mild to strongly alkaline soil, and all recently leveled soil, apply no more than 1.3 lbs. (1.2 lbs. a.i.) of GCS Atrazine 90DF per acre, either pre-plant or pre-emergence. On other soils in these areas, apply rate in TABLE 2 for broadleaf and grass control.

Where there are State/local requirements regarding atrazine use (including lower maximum rates and/or higher set-backs) which are different from the label, the more restrictive/protective requirements apply. Certain states may have established rate limitation within

specific geographical areas. Consult your State lead pesticide control agency for additional information. It is a violation of this label to deviate from State use regulations.

POST-EMERGENCE WITH EMULSIFIABLE OIL OR OIL CONCENTRATE IN WATER

Add the following volume of 1 of the type oils indicated for ground application unless the oil label specifies otherwise:

Oil Type	Ground Application per Acre
Oil Concentrate (Crop or Petroleum-derived)	1 qt.
Petroleum-derived oil	1 gal.

Note: Crop-derived or petroleum-derived oil concentrates should contain at least 1%, but not more than 20%, suitable emulsifier or surfactant blend. Petroleum-derived oils should contain at least 1% suitable emulsifier.

Broadleaf and Grass Control

For post-emergence control of those weeds listed in **TABLE 1** under **Pre-Plant Surface-Applied, Pre-Plant Incorporated, or Pre-Emergence**, broadcast 2.2 lbs. (2 lbs. a.i.) of **GCS Atrazine 90DF** per acre plus emulsifiable oil or oil concentrate after weed emergence, but before weeds reach 1.5" in height and before corn exceeds 12" in height.

Broadleaf Control

For post-emergence control of those weeds listed in **TABLE 1** under **Post-Emergence with Emulsifiable Oil or Oil Concentrate in Water**, broadcast 1.3 lbs. (1.2 lbs. a.i.) of **GCS Atrazine 90DF** per acre plus emulsifiable oil or oil concentrate before lambsquarters and pigweed reach 6" in height and before all other weeds reach 4" in height. A cultivation may be necessary if all weeds are not controlled or if weeds regrow.

Restrictions - For Applications with Emulsifiable Oil or Oil Concentrate in Water:

- ~~Do not~~ **DO NOT** apply more than 2.7 lbs. (2.5 lbs. a.i.) of **GCS Atrazine 90DF** per acre per calendar year.
- Post-emergence applications to corn must be made before crop reaches 12" in height.

Precautions - For Applications with Emulsifiable Oil or Oil Concentrate in Water:

- Inbred lines or any breeding stock may be severely injured by applications with emulsifiable oil or oil concentrate.
- Adding other insecticides, herbicides, liquid fertilizers, or other materials is not recommended, because they may cause compatibility problems or crop injury.
- Store and handle emulsifiable oil and oil concentrate carefully. Oil contaminated with even a small amount of water may not emulsify properly when added to the tank.
- To avoid crop injury, do not apply when crop in under stress from prolonged cold, wet weather, poor fertility, or other factors, or when crop is wet and succulent from recent rainfall.

TANK MIXTURES FOR CORN

GCS Atrazine 90DF may be tank mixed with products containing the following herbicides for control of certain broadleaf and grass weeds in corn:

Alachlor	Metolachlor + Glyphosate	Paraquat
Alachlor + Glyphosate	Metolachlor + Paraquat	Propachlor
Alachlor + Paraquat	Metolachlor + Simazine	Simazine
Butylate	Metolachlor + Simazine + Glyphosate	Simazine + Glyphosate
Glyphosate	Metolachlor + Simazine + Paraquat	Simazine + Paraquat
Metolachlor		

Use tank mix directions appearing on the labels of the above herbicides when tank mixing with **GCS Atrazine 90DF**. It is the pesticide user's responsibility to ensure that all products are registered for the intended use. Read and follow the applicable restrictions and limitations and directions for use on all product labels involved in tank mixing. Users must follow the most restrictive directions for use and precautionary statements of each product in the tank mixture.

When tank mixing or sequentially applying atrazine or products containing atrazine to Corn, do not exceed an application rate of 2 lbs. atrazine active ingredient per acre for any single application, and the total pounds of atrazine applied must not exceed 2.5 lbs. per acre per year. When tank mixing or sequentially applying atrazine or products containing atrazine to crops other than Corn or Sorghum, the total pounds of atrazine must not exceed the specific seasonal rate limits as noted in the use directions.

Note: When the labels of the above herbicides refer to Atrazine 80W, use equivalent rates of this product. 1 lb. of Atrazine 80W equals 0.9 lb. of **GCS Atrazine 90DF**.

GCS Atrazine 90DF plus Simazine

In addition to the weeds listed in **TABLE 1**, this combination also controls carpetweed, crabgrass, and fall panicum. Broadcast tank mix before planting, at-planting, or after planting, but before crop and weeds emerge, at rates in **TABLE 3**. Use the low ratio for control of most weeds. Use the high ratio for expected heavy infestations of crabgrass and fall panicum. Cultivate shallowly if weeds develop.

Pre-Plant Surface-Applied

Use on medium- and fine-textured soils with minimum-tillage or no-tillage systems only in Colorado, Illinois, Indiana, Iowa, Kansas, Kentucky, Minnesota, Missouri, Montana, Nebraska, North Dakota, South Dakota, Wisconsin, and Wyoming. Apply the rate of **GCS Atrazine 90DF** and simazine shown in **TABLE 3** up to 45 days prior to planting. Refer to the **GCS ATRAZINE 90DF APPLIED ALONE** section for information if weeds should develop following the early treatment. On coarse-textured soils, do not apply more than 2 weeks prior to planting. Refer to the **Pre-Plant Surface-Applied** information within the **CORN** section for additional details.

If weeds are present at time of treatment, apply in a tank mix combination with a contact herbicide (for example, paraquat or glyphosate). Observe directions for use, precautions, and restrictions on the label of the contact herbicide.

Note: To the extent possible, do not move treated soil out of the row or move untreated soil to the surface during planting, or weed control will be diminished.

Pre-Plant Incorporated

Apply to the soil and incorporate in the **s**pring before, during or after final seedbed preparation. Avoid deep incorporation. For best results, apply within 2 weeks prior to planting.

Pre-Emergence

Apply during or shortly after planting, but before crop and weeds emerge.

TABLE 3 - Tank Mixtures of GCS Atrazine 90DF plus Simazine on Corn

Soil Texture	Broadcast Rate per Acre			
	Low Ratio*		High Ratio**	
	GCS Atrazine 90DF	Simazine	GCS Atrazine 90DF	Simazine
COARSE: Sand, Loamy sand, Sandy loam	1.1 lbs.	Refer to product label.	0.75 lb.	Refer to product label.
MEDIUM: Loam, Silt loam, Silt, Clay loam, Sandy clay loam, Silty clay loam, Sandy clay, or Silty clay with low organic matter	1.3 lbs.	Refer to product label.	0.9 lb.	Refer to product label.
FINE: Loam, Silt loam, Silt, Clay loam, Sandy clay loam, Silty clay loam, Sandy clay, or Silty clay with medium to high organic matter, and Clay (including dark prairie soils of the Corn Belt)	1.6 lbs.	Refer to product label.	1.1 lbs.	Refer to product label.

*For control of most weeds.

For control of expected heavy infestations of crabgrass and **fall panicum.

GCS Atrazine 90DF plus Simazine plus Paraquat

For kill of existing vegetation and residual weed control where corn will be planted directly into a cover crop, established sod or in previous crop residues, apply 1.2 - 2.2 lbs. (1.08 - 2 lbs. a.i.) of **GCS Atrazine 90DF** plus the label specified rate of Simazine, or label specified rate of Simazine plus the label specified amount of paraquat per sprayed acre prior to, during or after planting, but before crop emergence. Use the lower rates of atrazine and simazine on Light soils and the higher rates on Heavy clay soils. Use 20 - 60 gals. of diluted spray per sprayed acre. Add Surf-Ac® 820 or another nonionic surfactant at the rate of 8 fl. oz. per 100 gals. of diluted spray. Add **GCS Atrazine 90DF** to the spray tank while agitating, then add the simazine, paraquat, and Surf-Ac® 820. Continue agitation during application. Use the higher rate of paraquat if existing vegetation is 4" - 6" tall. This mixture will not control weeds taller than 6".

Refer to further limitations and precautions on labels for this product, simazine, and paraquat products. It is the pesticide user's responsibility to ensure that all products are registered for the intended use. Read and follow the applicable restrictions and limitations and directions for use on all product labels involved in tank mixing. Users must follow the most restrictive directions for use and precautionary statements of each product in the tank mixture.

GCS Atrazine 90DF plus Simazine plus Glyphosate

When applied as directed under the conditions described, this tank mixture controls many emerged weeds, and gives pre-emergence control of many annual weeds when corn will be planted directly into a cover crop, established or in previous crop residues.

Apply this tank mixture in 20 - 60 gals. of water per acre immediately before, during or after planting, but before crop emergence. As density of stubble, crop residue or weeds increases, increase spray gallonage and rate within the specified ranges to ensure complete coverage.

Annual Weeds: Apply atrazine and simazine to actively growing grasses and broadleaf weeds that are 6" tall at the rates given in **TABLE 4** plus the label specified rate of glyphosate per acre. If the weeds are over **6**" tall, increase the rate of glyphosate. Refer to the glyphosate label for specified rate.

Perennial Weeds: At normal application rates in minimum-tillage systems, perennial weeds may not be at the proper stage of growth for control. Refer to the glyphosate label for the proper stage of growth for perennial weeds. This combination will provide top kill and reduce competition from many emerged perennial grasses and broadleaf weeds.

Restrictions:

- ~~Do not~~**DO NOT** use this tank mix on sand or loamy sand soils.
- ~~Do not~~**DO NOT** exceed the label specified maximum rate of glyphosate per acre in this tank mixture.
- ~~Do not~~**DO NOT** use for control of bermudagrass or johnsongrass in minimum-tillage systems.

TABLE 4 - Tank Mixtures of GCS Atrazine 90DF plus Simazine plus Glyphosate

Soil Texture	GCS Atrazine 90DF*	Simazine
COARSE: Sandy loam soil	1.1 lbs.	Refer to product label.
MEDIUM: Loam, Silt loam, Silt, Sandy clay loam	1.1 - 1.6 lbs.	Refer to product label.
FINE: Silty clay, Loam, Clay loam, Sandy clay, Silty clay, Clay	1.3 - 1.7 lbs.	Refer to product label.

*Use the higher rate of atrazine and simazine in the specified range in soil with greater than 3% organic matter.

For All Soil Applications Prior to Crop Emergence -

- **On Highly Erodible Soils (as defined by NRCS):** If conservation tillage is practiced, leaving at least 30% of the soil covered with plant residues at-planting, apply a maximum of 2.2 lbs. (2 lbs. a.i.) of **GCS Atrazine 90DF** per acre as a single broadcast spray. If the soil coverage with plant residue is less than 30% at-planting, a maximum of 1.7 lbs. (1.5 lbs. a.i.) of **GCS Atrazine 90DF** per acre may be applied.
- **On Soils Not Highly Erodible (as defined by NRCS):** Apply a maximum of 2.2 lbs. (2 lbs. a.i.) of **GCS Atrazine 90DF** per acre as a single broadcast spray.

SORGHUM AND SORGHUM-SUDAN HYBRIDS (GRAIN AND FORAGE TYPES)

Apply before planting, at-planting or after planting. See **CORN** section for weeds controlled.

Restrictions - For All Applications to Sorghum:

- ~~Do not~~**DO NOT** apply more than 2.7 lbs. (2.5 lbs. a.i.) of **GCS Atrazine 90DF** per acre per calendar year.
- ~~Do not~~**DO NOT** harvest for forage within 60 days of a pre-emergence application and 45 days of a post-emergent application.
- ~~Do not~~**DO NOT** apply atrazine and propazine products to the same sorghum acre.

Precautions - For All Applications to Sorghum:

- Heavy rain immediately following application tends to cause excessive concentrations of herbicide in the seed furrow, resulting in possible crop injury. ~~Do not~~**DO NOT** apply to furrow-planted sorghum until furrows are leveled (plowed in). Level deep planter marks or seed furrows before application.
- Application to sorghum growing under stress caused by minor element deficiency or to sorghum growing on highly calcareous soil may result in crop injury.
- Following harvest, plow (moldboard or disk-plow) and thoroughly till soil in fall or spring to minimize possible injury to spring-seeded rotational crops, regardless of rate used.
- Injury may occur if both this herbicide, pre-plant surface, pre-plant incorporated, or pre-emergence, and an at-planting systemic insecticide applied in-furrow are used.
- For all soil applications prior to crop emergence (except for pre-emergence use on bedded sorghum in Arizona and California), do not apply to coarse-textured soils, i.e., sand, loamy sand, sandy loam, or to medium- and fine-textured soils having less than 1% organic matter, or injury may occur.
- For applications to furrow-irrigated bedded sorghum in Arizona and California and for post-emergence applications plus emulsifiable oil, see additional precautions under these sections of this label.
- For post-emergence applications, do not apply to sand or loamy sand, or injury may occur.

Pre-Plant Surface-Applied (Broadleaf and Grass Control)

Use on medium- and fine-textured soil with minimum-tillage or no-tillage systems only in Colorado, Illinois, Indiana, Iowa, Kansas, Kentucky, Minnesota, Missouri, Montana, Nebraska, North Dakota, South Dakota, Wisconsin, and Wyoming. Apply the rate of **GCS Atrazine 90DF** shown in **TABLE 5** up to 45 days prior to planting. If an unsatisfactory length of weed control results from adverse environmental conditions following early treatment, a follow-up application of an appropriately labeled herbicide may be used. If the follow-up treatment includes atrazine, do not exceed the labeled rate for corn indicated in **TABLE 2**. Under dry conditions, irrigate after application to move atrazine into the soil.

If weeds are present at time of treatment, apply in a tank mix combination with a contact herbicide (for example, paraquat or glyphosate). It is the pesticide user's responsibility to ensure that all products are registered for the intended use. Read and follow the applicable restrictions and limitations and directions for use on all product labels involved in tank mixing. Users must follow the most restrictive directions for use and precautionary statements of each product in the tank mixture.

Note: To the extent possible, do not move treated soil out of the row or move untreated soil to the surface during planting, or weed control will be diminished.

Pre-Plant Incorporated (Broadleaf and Grass Control)

Broadcast in spring after plowing at rate shown in **TABLE 5**. Apply before, during, or after final seedbed preparation. If soil is tilled or worked after application, avoid deep incorporation. For best results, apply within 2 weeks prior to planting.

Pre-Emergence or At-Planting (Broadleaf and Grass Control)

Apply during or shortly after planting but prior to weed or crop emergence at rate shown in **TABLE 5**.

Post-Emergence (Broadleaf and Grass Control)

Apply at rate shown in **TABLE 5** before weeds exceed 1.5" in height and before sorghum reaches 12" in height. If no atrazine was applied prior to sorghum emergence, apply a maximum of 2.2 lbs. (2 lbs. a.i.) of **GCS Atrazine 90DF** per acre broadcast. If a post-emergence treatment is required following an earlier herbicide application, the total atrazine applied may not exceed 2.7 lbs. (2.5 lbs. a.i.) of **GCS Atrazine 90DF** per acre per calendar year.

TABLE 5 - Broadleaf and Grass Weed Control in Sorghum

Pre-Plant Surface, Pre-Plant Incorporated and Pre-Emergence or At-Planting Applications*	
<ul style="list-style-type: none"> • On Highly Erodible Soils (as defined by NRCS): If conservation tillage is practiced, leaving at least 30% of the soil covered with plant residues at-planting, apply a maximum of 2.2 lbs. (2 lbs. a.i.) of GCS Atrazine 90DF per acre as a single broadcast spray. If the soil coverage with plant residue is less than 30% at-planting, a maximum of 1.7 lbs. (1.5 lbs. a.i.) of GCS Atrazine 90DF per acre may be applied. 	
<ul style="list-style-type: none"> • On Soils Not Highly Erodible (as defined by NRCS): Apply a maximum of 2.2 lbs. (2 lbs. a.i.) of GCS Atrazine 90DF per acre as a single broadcast spray. 	
* Do not DO NOT apply pre-plant surface or pre-plant incorporated in Alabama, Arkansas, Florida, Georgia, Louisiana, Mississippi, North Carolina, New Mexico, Oklahoma, South Carolina, Tennessee, or Texas. Do not DO NOT apply pre-emergence in New Mexico, Oklahoma, or Texas, except in Northeast Oklahoma and the Texas Gulf Coast and the Blacklands areas.	

Where there are State/local requirements regarding atrazine use (including lower maximum rates and/or greater setbacks) which are different from the label, the more restrictive/protective requirements must be followed. Certain states may have established rate limitations within specific geographical areas. Consult your State lead pesticide control agency for additional information. It is a violation of this label to deviate from State use regulations.

In case of planting failure, sorghum or corn may be replanted. ~~Do not~~ **DO NOT** make a second broadcast application, or injury may occur. If originally applied in a band and sorghum or corn is replanted in untreated row middles, **GCS Atrazine 90DF** may be applied in a band to the second planting. The repeat application must not exceed 2.7 lbs. (2.5 lbs. a.i.) of **GCS Atrazine 90DF** per acre per calendar year.

Pre-Emergence (Broadleaf Weed Control) in Furrow-Irrigated Bedded Sorghum (Arizona and California Only)

For pre-emergence control of broadleaf weeds, broadcast 0.9 - 1.3 lbs. (0.8 - 1.2 lbs. a.i.) of **GCS Atrazine 90DF** per acre. Make application after bed preparation, during or after planting, but before sorghum and weeds emerge and before the first furrow irrigation. Several irrigations should follow the application, making sure that all soil is thoroughly wet.

Use Restrictions - Pre-Emergence Applications to Furrow-Irrigated Bedded Sorghum Grown in Arizona and California:

- ~~Do not~~ **DO NOT** use on sand or loamy sand soils or on sorghum planted in the furrow.
- In case of crop failure, do not replant sorghum for 8 months following application. Corn may be planted immediately.

Use Precautions - Pre-Emergence Applications to Furrow-Irrigated Bedded Sorghum Grown in Arizona and California:

- Applications made to sorghum growing on alkali soils or where cuts, fills or erosions have exposed calcareous or alkali subsoils may result in crop injury.

Post-Emergence (Broadleaf and Grass Weed Control)

Apply before weeds exceed 1" in height at the rate indicated in **TABLE 6**. Application may be made to sorghum reaching up to 12" in height.

TABLE 6 - Post-Emergence Broadleaf and Grass Weed Control in Sorghum

Soil Texture	Minimum Height of Sorghum At Treatment	Maximum Broadcast Rate of GCS Atrazine 90DF per Acre (lbs. a.i.)
Sand or Loamy sand	DO NOT USE.	
Sandy loam	See directions for Broadleaf and Weed control below.	
Silt loam to Sandy clay loams	Completely emerged.	2.2 lbs. (2 lbs. a.i.)
Olton and Pullman clay soils	At least 6" high.	2.2 lbs. (2 lbs. a.i.)
Silty clay loams and heavier soils	Completely emerged.	2.2 lbs. (2 lbs. a.i.)
If no atrazine was applied prior to sorghum emergence, apply a maximum of 2.2 lbs. (2 lbs. a.i.) of GCS Atrazine 90DF per acre broadcast. If a post-emergence treatment is required following an earlier herbicide application, the total atrazine applied may not exceed 2.7 lbs. (2.5 lbs. a.i.) of GCS Atrazine 90DF per acre per calendar year.		

Post-Emergence Broadleaf Weed Control with GCS Atrazine 90DF plus Emulsifiable Oil or Oil Concentrate in Water

Broadcast 1.3 lbs. (1.2 lbs. a.i.) of **GCS Atrazine 90DF** per acre for control of many broadleaf weeds. Apply before pigweed and lambsquarters reach 6" in height and before all other weeds reach 4" in height. In Colorado, Western Kansas, New Mexico, Oklahoma, Texas and desert regions of Arizona and California, apply when sorghum is 6" - 12" in height, but before it reaches boot stage. In all other areas, apply after sorghum reaches the 3-leaf stage, but before it exceeds 12" in height. Add emulsifiable oil at the rate of 1 gal. per acre or add 1 qt. per of oil concentrate for ground application. A cultivation may be necessary if all weeds are not controlled or if

weeds regrow.

For the list of weeds controlled, see the **Post-Emergence with Emulsifiable Oil or Oil Concentrate in Water** section in **TABLE 1**.

Precautions for applications with emulsifiable oil or oil concentrate in water: Refer to the **Precautions - For Applications with Emulsifiable Oil or Oil Concentrate in Water** in the **CORN** section.

Post-Emergence Broadleaf Weed Control with GCS Atrazine 90DF plus Surfactant (Colorado, western Kansas, New Mexico, Oklahoma, Texas, and Desert regions of Arizona and California Only)

Broadcast 1.3 lbs. (1.2 lbs. a.i.) of **GCS Atrazine 90DF** per acre plus 0.75 - 1.5 pts. of surfactant after sorghum reaches 6" in height, but before weeds exceed 1.5" in height. Apply only on sandy loam and fine-textured soil.

TANK MIXTURES FOR GRAIN SORGHUM

GCS Atrazine 90DF plus Metolachlor on Grain Sorghum (Cyometrinil-Treated Seed)

GCS Atrazine 90DF plus metolachlor tank mixture provides control of weeds listed on the metolachlor label and this label. Refer to the metolachlor product label for all directions, precautions, and limitations. It is the pesticide user's responsibility to ensure that all products are registered for the intended use. Read and follow the applicable restrictions and limitations and directions for use on all product labels involved in tank mixing. Users must follow the most restrictive directions for use and precautionary statements of each product in the tank mixture.

When tank-mixing or sequentially applying atrazine or products containing atrazine to sorghum, do not exceed an application rate of 2 lbs. atrazine active ingredient for any single application, and the total lbs. of atrazine applied (lbs. a.i./A) must not exceed 2.5 lbs. per acre per year.

When tank-mixing or sequentially applying atrazine or products containing atrazine to crops other than corn or sorghum, the total lbs. of atrazine applied (lbs a.i./A) must not exceed the specific seasonal rate limits as noted in the use directions.

WINTER WEED CONTROL IN TEXAS

For post-emergence control of ~~w~~ winter weeds only, including henbit, seedling dock and annual thistle on ~~f~~ fall-bedded land in the Gulf Coast and Blacklands of Texas. Apply 0.9 - 1.1 lbs. (0.8 - 1 lb. a.i.) of **GCS Atrazine 90DF** per acre post-emergence to the weeds in November or December to land that will be planted to corn, grain sorghum, or forage sorghum the following ~~s~~ Spring. For best results, add a suitable surfactant, including Surf-Ac 820, at the rate of 0.5% of the spray volume, an emulsifiable oil at the rate of 1% of the spray volume, or an oil concentrate at the rate of 1 qt. per acre.

Normal weed control programs may be used in corn, grain sorghum, or forage sorghum crop.

Restriction - Winter Weed Control in Texas:

- ~~Do not~~ **DO NOT** plant any crops, except corn, grain sorghum, or forage sorghum, the ~~s~~ Spring following this treatment or illegal residues may result.

GCS ATRAZINE 90DF ALONE - CHEMICAL FALLOW

Wheat-Sorghum-Fallow

To control annual broadleaf and grass weeds following wheat harvest and in the following sorghum crop when grown under minimum tillage. Apply 2.5 lbs. (2.25 lbs. a.i.) of **GCS Atrazine 90DF** per acre to wheat stubble immediately following wheat harvest. If weeds are present at application, remove them with a sweep plow or other suitable implement after application, or use an approved contact herbicide before or after the application of **GCS Atrazine 90DF**. Plant sorghum into wheat stubble the following ~~s~~ Spring with minimum soil disturbance. Use a surface planter or a planter leaving a shallow furrow. If weeds are present at ~~p~~ planting, remove them with a sweep plow or other suitable implement before planting.

For the list of weeds controlled, see the **Pre-Plant Surface-Applied, Pre-Plant Incorporated, or Pre-Emergence** section within **TABLE 1**.

Restrictions:

- **For soils in North Dakota and South Dakota with a pH greater than 7.5:** ~~Do not~~ **DO NOT** apply more than 1.6 lbs. (1.5 lbs. a.i.) of **GCS Atrazine 90DF** per acre for any application. ~~Do not~~ **DO NOT** apply more than 1 application per year.
- **For soils in North Dakota and South Dakota with a pH of less than 7.5:** ~~Do not~~ **DO NOT** apply more than 2.2 lbs. (2 lbs. a.i.) of **GCS Atrazine 90DF** per acre for any application. ~~Do not~~ **DO NOT** apply more than 1 application per year.
- **For All Other Locations:** ~~Do not~~ **DO NOT** apply more than 2.5 lbs. (2.25 lbs. a.i.) of **GCS Atrazine 90DF** per acre for any application and do not apply more than 1 application per year.
- Wheat-Sorghum-fallow cropping sequence must be followed.
- ~~Do not~~ **DO NOT** apply following sorghum harvest.
- To avoid illegal residues, do not graze or feed forage from treated area to livestock.
- To avoid illegal residues, do not plant any crop other than those on this label within 18 months following treatment.

Precaution:

- Use only on silt loam or fine-textured soil, or crop injury may result.

Wheat-Corn-Fallow (Colorado, Kansas, Nebraska, North Dakota, South Dakota, and Wyoming)

GCS Atrazine 90DF controls cheatgrass (downy brome, chess), Kochia, mustards, pigweed, Russian thistle, wild lettuce, wild sunflower, and volunteer wheat during the period after wheat harvest. Weed control may extend into the following corn crop grown under minimum tillage.

Restrictions:

- **For soils in North Dakota and South Dakota with a pH greater than 7.5:** ~~Do not~~**DO NOT** apply more than 1.6 lbs. (1.5 lbs. a.i.) of **GCS Atrazine 90DF** per acre for any application. ~~Do not~~**DO NOT** apply more than 1 application per year.
- **For soils in North Dakota and South Dakota with a pH of less than 7.5:** ~~Do not~~**DO NOT** apply more than 1.1 - 2.2 lbs. (1 - 2 lbs. a.i.) of **GCS Atrazine 90DF** per acre for any application. ~~Do not~~**DO NOT** apply more than 1 application per year. Use the higher rate on fine-textured soils and where heavy weed infestations are expected. Use the lower rate on coarse-textured soils and where light weed infestations are expected. ~~Do not~~**DO NOT** apply more than 2.2 lbs. (2 lbs. a.i.) of **GCS Atrazine 90DF** per acre for any application.
- **For All Other Locations:** ~~Do not~~**DO NOT** apply more than 2.5 lbs. (2.25 lbs. a.i.) of **GCS Atrazine 90DF** per acre for any application. In the event grasses are present in the following spring, use a grass herbicide registered for use on corn. ~~Do not~~**DO NOT** apply more than 1 application per year.

Follow directions for use, notes, and precautions in the **Wheat-Sorghum-Fallow** section above, substituting corn for references to sorghum.

Wheat-Fallow-Wheat (Colorado, Kansas, Montana, Nebraska, North Dakota, South Dakota, and Wyoming)

For pre-emergence control of cheatgrass (downy brome, chess), common lambsquarters, field pennycress, Kochia, mustard, Russian thistle, wild lettuce, and suppression of volunteer wheat during fallow period of a wheat-fallow-wheat rotation, broadcast 0.5 - 1.1 lbs. (0.45 - 1 lb. a.i.) of **GCS Atrazine 90DF** per acre on all soils except those listed under **Restrictions**. For control of pigweed and wild sunflower, use the higher rate. Apply to stubble ground. Treat only once during same fallow period.

Restrictions:

- **For soils in North Dakota and South Dakota with a pH greater than 7.5:** ~~Do not~~**DO NOT** apply more than 1.6 lbs. (1.5 lbs. a.i.) of **GCS Atrazine 90DF** per acre for any application. ~~Do not~~**DO NOT** apply more than 1 application per year.
- **For soils in North Dakota and South Dakota with a pH of less than 7.5:** ~~Do not~~**DO NOT** apply more than 2.2 lbs. (2 lbs. a.i.) of **GCS Atrazine 90DF** per acre for any application. ~~Do not~~**DO NOT** apply more than 1 application per year.
- **For All Other Locations:** ~~Do not~~**DO NOT** apply more than 2.5 lbs. (2.25 lbs. a.i.) of **GCS Atrazine 90DF** per acre for any application. ~~Do not~~**DO NOT** apply more than 1 application per year.

TANK MIXTURES FOR CHEMICAL FALLOW

It is the pesticide user's responsibility to ensure that all products are registered for the intended use. Read and follow the applicable restrictions and limitations and directions for use on all product labels involved in tank mixing. Read and follow the applicable restrictions and limitations and directions for use on all product labels involved in tank mixing. Users must follow the most restrictive directions for use and precautionary statements of each product in the tank mixture.

Wheat-Sorghum-Fallow or Wheat-Corn-Fallow (Kansas and Nebraska)

GCS Atrazine 90DF plus Paraquat

If weeds are present at application, a tank mix with a product containing paraquat may be used. Broadcast 2.5 lbs. (2.25 lbs. a.i.) of **GCS Atrazine 90DF** plus the labeled rate of paraquat in 20 - 60 gals. of water per acre by ground equipment. Add 0.5 - 1 pt. of a nonionic surfactant, including Surf-Ac 820, per 100 gals. of spray mixture. Add **GCS Atrazine 90DF** to spray tank first and thoroughly mix with water. Then add paraquat, followed by surfactant. Use the higher rate of paraquat specified on the label if weeds are 4" - 6" tall. This mixture will not control weeds taller than 6". Apply to stubble ground. Refer to paraquat product label for further directions, precautions, and limitations.

Wheat-Fallow-Wheat (Colorado, Kansas, Nebraska, North Dakota, South Dakota, and Wyoming)

GCS Atrazine 90DF plus Paraquat

If weeds are present at application, a tank mix with a product containing paraquat may be used. Broadcast 0.5 - 1.1 lbs. (0.45 - 1 lb. a.i.) of **GCS Atrazine 90DF** plus the labeled rate of paraquat in 20 - 60 gals. of water per acre by ground equipment. Add 0.5 - 1 pt. of a nonionic surfactant, including Surf-Ac 820, per 100 gals. of spray mixture. Add **GCS Atrazine 90DF** to spray tank first and thoroughly mix with water. Then add paraquat, followed by surfactant. Use the high rate of paraquat if weeds are 4" - 6" tall. This mixture will not control weeds taller than 6". Apply to stubble ground. Refer to paraquat label for further directions, precautions, and limitations.

If weeds are present at application and **GCS Atrazine 90DF** is used alone, use either an approved contact herbicide before or after treatment, or tillage after treatment.

Use tillage to control weeds which escape during fallow period. Till before planting. For **GCS Atrazine 90DF** applied alone or in tank mixture with paraquat, plant at least 2" deep and 12 months or more after application.

Restrictions:

- For soils in North Dakota and South Dakota with a pH greater than 7.5: ~~DO NOT~~ apply more than 1.6 lbs. (1.5 lbs. a.i.) of GCS Atrazine 90DF per acre for any application. ~~DO NOT~~ apply more than 1 application per year.
- For soils in North Dakota and South Dakota with a pH of less than 7.5: ~~DO NOT~~ apply more than 2.2 lbs. (2 lbs. a.i.) of GCS Atrazine 90DF per acre for any application. ~~DO NOT~~ apply more than 1 application per year.
- For All Other Locations: ~~DO NOT~~ apply more than 2.5 lbs. (2.25 lbs. a.i.) of GCS Atrazine 90DF per acre for any application. ~~DO NOT~~ apply more than 1 application per year.
- ~~DO NOT~~ graze treated areas within 6 months after application or illegal residues may result.
- ~~DO NOT~~ use on sandy soil.
- ~~DO NOT~~ treat eroded hillsides, caliche and rocky outcroppings, or exposed calcareous subsoil.
- ~~DO NOT~~ treat soils of the Rosebud and Canyon Series in Western Nebraska and adjoining counties in Colorado and Wyoming.
- ~~DO NOT~~ treat soils with calcareous surface layers.

Precaution:

- Avoid spray overlap.

SUGARCANE**ALL STATES**

For control of many broadleaf and grass weeds, including amaranths, crabgrass, fireweed, Flora's paintbrush, foxtails, junglerice and wiregrass, broadcast 2.2 - 4.4 lbs. (2 - 4 lbs. a.i.) of GCS Atrazine 90DF per acre at time of planting or ratooning, but before sugarcane emerges. Broadcast or band by ground equipment in a minimum of 20 gals. per acre, unless indicated otherwise. One additional application may be made over the sugarcane as it emerges, and 2 additional applications may be made interline after emergence as directed sprays. Repeat treatments, where needed, may be applied broadcast, band, or interline as suggested with the final application being prior to close-in. ~~DO NOT~~ exceed the rate of herbicide specified for any 1 crop of sugarcane.

Note: Where high rates of GCS Atrazine 90DF are used, apply in a minimum of 1 gal. of water for each 1 lb. of GCS Atrazine 90DF applied per acre.

Restrictions - All States and Uses:

- ~~DO NOT~~ apply after close-in.
- ~~DO NOT~~ apply more than 4.4 lbs. (4 lbs. a.i.) of GCS Atrazine 90DF per acre for any application.
- ~~DO NOT~~ apply more than 11.1 lbs. (10 lbs. a.i.) of GCS Atrazine 90DF per acre per crop.

Precaution - All States and Uses:

- Injury to sugarcane may occur when under moisture stress, when soil is of low adsorptive capacity, or when land is first cropped to sugarcane.

For specific weed problems, the following State specific sections may be used. Other rate and application timings may be used for other weed spectrums and cultural practices, provided they are within the above **ALL STATES** section and are consistent with the **Restrictions** and **Precautions** for all States and Uses.

FLORIDA

For Control of Emerged Pellitory Weeds (Artillery Weed): Apply 0.4 - 0.6 lb. (0.36 - 0.54 lb. a.i.) of GCS Atrazine 90DF per acre in 40 gals. of water as a directed spray by ground equipment prior to close-in. Add 2 qts. of surfactant for each 50 gals. of spray. Thoroughly cover weed foliage.

For Control of Alexandergrass, Large Crabgrass, Pellitory Weed (Artillery Weed), and Spiny Amaranth, Use 1 of the Following Methods At-Planting or Ratooning:

- Apply 4.4 lbs. (4 lbs. a.i.) of GCS Atrazine 90DF per acre pre-emergence. Follow with 1 or 2 applications, as needed, post-emergence to sugarcane and weeds, at 2.2 lbs. (2 lbs. a.i.) of GCS Atrazine 90DF per acre. Treat before weeds exceed 1.5" in height.
- Apply 1 - 3 times, as needed, at 2.2 lbs. (2 lbs. a.i.) of GCS Atrazine 90DF per acre post-emergence to sugarcane and weeds. Treat before weeds exceed 1.5" in height.

The total lbs. of active ingredient applied by pre-emergent PLUS post-emergent applications cannot exceed 11.1 lbs. (10 lbs. a.i.) of GCS Atrazine 90DF per acre per crop.

LOUISIANA

For control of annual weeds during the summer fallow period, apply 2.2 lbs. (2 lbs.) of GCS Atrazine 90DF per acre to weed-free beds immediately after bed formation. Follow normal weed control after planting.

Restrictions - Louisiana (to avoid crop injury):

- ~~DO NOT~~ apply more than 11.1 lbs. (10 lbs. a.i.) of GCS Atrazine 90DF per acre to any 1 crop of sugarcane.
- If making 2.2 lbs. (2 lbs. a.i.) of GCS Atrazine 90DF per acre application during summer fallow period, do not exceed 8.8 lbs. (8

lbs. a.i.) of **GCS Atrazine 90DF** per acre during the remainder of the growing season.

TEXAS

Use **GCS Atrazine 90DF** for control of barnyardgrass, pigweed, purslane and sunflower, in plant or ratoon sugarcane.

Apply 4.4 lbs. (4 lbs. a.i.) of **GCS Atrazine 90DF** per acre pre-emergence. Follow with 1 or 2 applications, as needed, at 3.3 lbs. (3 lbs. a.i.) of **GCS Atrazine 90DF** per acre post-emergence to sugarcane and weeds.

For best results when weeds are emerged, add a nonionic surfactant, such as Surf-Ac 820, at a concentration of 2 qts. per 100 gals. to the spray and apply before weeds exceed 1.5" in height.

MACADAMIA NUTS

For pre-emergence control of many broadleaf and grass weeds, including crabgrass, foxtail, wiregrass, Flora's paintbrush, Spanish needles, and fireweed, broadcast 2.2 - 4.4 lbs. (2 - 4 lbs. a.i.) of **GCS Atrazine 90DF** per acre before harvest and before weeds emerge. Repeat, as necessary.

Restrictions - Macadamia Nuts:

- ~~DO NOT~~ **DO NOT** apply more than 4.4 lbs. (4 lbs. a.i.) of **GCS Atrazine 90DF** per acre for any application.
- ~~DO NOT~~ **DO NOT** apply more than 8.8 lbs. (8 lbs. a.i.) of **GCS Atrazine 90DF** per acre per year.
- ~~DO NOT~~ **DO NOT** spray when nuts are on ground during harvest period.
- ~~DO NOT~~ **DO NOT** apply with a mechanically pressurized handgun.

GUAVA

GCS Atrazine 90DF controls many annual broadleaf and grass weeds, including fireweed, purslane, scarlet pimpernel, Spanish needles, and sowthistle. Use only on established plantings which are at least 18 months old.

Apply as directed spray at 2.2 - 4.4 lbs. (2 - 4 lbs. a.i.) of **GCS Atrazine 90DF** per acre in 20 - 50 gals. of spray mix pre-emergence or early post-emergence to weeds. When applying post-emergence, the use of a surfactant and great spray volume (80 - 100 gals. of spray mix per acre) may enhance weed control.

Restrictions - Guava:

- ~~DO NOT~~ **DO NOT** apply more than 4.4 lbs. (4 lbs. a.i.) of **GCS Atrazine 90DF** per acre for any application.
- ~~DO NOT~~ **DO NOT** apply more than 8.8 lbs. (8 lbs. a.i.) of **GCS Atrazine 90DF** per year.
- ~~DO NOT~~ **DO NOT** allow spray to contact foliage or fruit.
- ~~DO NOT~~ **DO NOT** apply more frequently than at 4-month intervals.
- ~~DO NOT~~ **DO NOT** apply with a mechanically pressurized handgun.

CONIFERS

For control of annual broadleaf and grass weeds prior to transplanting, after transplanting, or in established conifers (including Austrian pine, Bishop pine, blue spruce, Douglas-fir, grand fir, Jeffrey pine, knobcone pine, loblolly pine, lodgepole pine (shore pine), Monterey pine, noble fir, ponderosa pine, Scotch pine, Sitka spruce, slash pine, and white fir).

Broadcast 2.2 - 4.4 lbs. (2 - 4 lbs. a.i.) of **GCS Atrazine 90DF** in a minimum of 10 gals. of water by ground before weeds are 1.5" tall. Apply to established trees between fall and early spring while trees are dormant. For new transplants, apply during or soon after transplanting. For applications prior to transplanting, allow sufficient precipitation to activate **GCS Atrazine 90DF** before transplanting. In areas where spring and summer rainfall is inadequate to activate **GCS Atrazine 90DF**, apply during fall prior to spring transplanting.

For the list of weeds controlled, see **TABLE 1**.

Quackgrass Control

Broadcast 4.4 lbs. (4 lbs. a.i.) of **GCS Atrazine 90DF** in a minimum of 10 gals. of water by ground between fall and early spring while trees are dormant and before quackgrass is more than 1.5" tall.

Restrictions - Conifers:

- ~~DO NOT~~ **DO NOT** apply more than the maximum single application rate and the maximum yearly rate of 4.4 lbs. (4 lbs. a.i.) of **GCS Atrazine 90DF** per acre per year for any application.
- In areas west of the Rocky Mountains (except the Great Basin), grazing may begin 7 months after a fall application, or 3 months after a winter or spring application.
- ~~DO NOT~~ **DO NOT** graze treated areas of the Great Basin, or areas east of the Rocky Mountains to prevent illegal residues.
- ~~DO NOT~~ **DO NOT** apply more than once per year.

Precautions - Conifers:

- Temporary injury to trees may occur following use of atrazine on coarse-textured soil.
- To avoid crop injury, do not apply to seedbeds.

ST. AUGUSTINE GRASS, CENTIPEDEGRASS, AND DORMANT BERMUDAGRASS (Not for Use in California)

GCS Atrazine 90DF controls annual bluegrass, Florida betony, spurweed and many other weeds in home lawn, ornamental and recreational turf, and highway right-of-ways. **GCS Atrazine 90DF** may be applied with any pump-up or compressed air type sprayer or with a hose-on type sprayer. **GCS Atrazine 90DF** will control both emerged weeds and weeds from seeds. Rain or watering within 2 - 3 days of application may decrease the effectiveness on emerged weeds. However, for control of weeds from seeds, rainfall or watering is necessary within 7 - 10 days after treatment.

Note: ~~Do not~~**DO NOT** apply within the active root zone of vegetables or desirable ornamental plants including azaleas, boxwoods, camellias, etc. However, treatments with **GCS Atrazine 90DF** should not normally cause injury to medium or large shrubs or trees in the landscape. ~~Do not~~**DO NOT** plant any crop (flower or vegetable gardens) to treated areas for 18 months or injury may result. For weed control in rights-of-way, do not apply more than 1.1 lbs. (1 lb. a.i.) of **GCS Atrazine 90DF** per acre per year. ~~Do not~~**DO NOT** make more than 1 application per year.

Weeds Controlled or Suppressed

Annual bluegrass (*Poa annua*), Chickweed (Common and Mouseear), Crabgrass, Cransbill, Cudweed, Dichondra, Florida betony, Henbit, Knotweed, Lespedeza, Moneywort, Mustard, Narrowleaf vetch, Parsley-piert, Sandbur~~s~~, Smutgrass, Spurge, Spurweed, Swinecress~~s~~, Woodsorrel, and various annual Clovers.

Control of Annual Weeds in Bermudagrass on County Road Rights-Of-Way

Apply up to 1.1 lbs. (1 lb. a.i.) of **GCS Atrazine 90DF** in 40 - 80 gals. of water per acre to control Annual bluegrass, Black nightshade, Cheat, Cocklebur, Common hop clover, Broomweed (Annual), Crabgrass, Downy brome, Japanese brome, Foxtails, Horseweed, Kochia, Lambsquarters, Little barley, Maretail, Mustard, Pigweed (Carelessweed), Poorjoe, Ragweed, Russian thistle, Smartweed, Smutgrass, Sunflower, Wild lettuce, and Wild oats. For control of ~~s~~Summer annual weeds, apply **GCS Atrazine 90DF** in the ~~s~~Spring before weeds emerge. To control ~~w~~Winter annual weeds, apply **GCS Atrazine 90DF** in the ~~f~~Fall before weeds emerge or in the early ~~s~~Spring before active growth resumes. ~~Do not~~**DO NOT** apply more than 1.1 lbs. (1 lb. a.i.) of **GCS Atrazine 90DF** per acre for any application. ~~Do not~~**DO NOT** make more than 1 application per year.

Timing of Application

The timing of applications to achieve maximum control may vary quite a bit with different weed species. The following application times are suggested for certain problem weeds.

- **Spurweed:** Best control of spurweed can be obtained by applying **GCS Atrazine 90DF** when spurweed has emerged (December and January).
- **Florida Betony:** Apply **GCS Atrazine 90DF** when this weed emerges in the ~~f~~Fall.
- **Dichondra, Moneywort:** Applications for Florida betony or spurweed generally will give control or suppression of the other weeds listed. **GCS Atrazine 90DF** will give the best control when applied to young, tender weeds or just prior to weed emergence. ~~Do not~~**DO NOT** apply to growing Bermudagrass.

Restrictions:

- ~~Do not~~**DO NOT** cut for hay or graze treated areas within 3 months following an application.
- For weed control in rights-of-way, do not apply more than 1.1 lbs. (1 lb. a.i.) of **GCS Atrazine 90DF** per acre per year.
- ~~Do not~~**DO NOT** make more than 1 application per year.
- ~~Do not~~**DO NOT** seed or transplant species which are sensitive to **GCS Atrazine 90DF** within 18 months after application.
- ~~Do not~~**DO NOT** use on rights-of-way where preservation of wildflowers is desired. **GCS Atrazine 90DF** may cause injury to wildflowers.
- Backpack application to turf may only be used for spot treatments.

St. Augustine and Centipedegrasses

GCS Atrazine 90DF may be applied to established centipedegrasses and St. Augustine grasses during both the dormant and the growing season. Best results are usually obtained in the early ~~s~~Spring or dormant periods when weeds are small or have not emerged. Follow rates listed.

Dormant Bermudagrass

GCS Atrazine 90DF may be applied to Bermudagrass during the dormant season only. Applications to Bermudagrass during the growing season will cause injury. Follow rates below, except for residential uses, for which the maximum rate is 1 lb. a.i. per acre (0.6 tsp. of **GCS Atrazine 90DF** per 1,000 sq. ft.).

Rate of Application

Determine the total area to be sprayed and base rate of application on the chart below. Avoid overlapping spray pattern while treating.

Area to be Treated	Amount of GCS Atrazine 90DF
500 sq. ft.	1.33 tbsps.
1,000 sq. ft.	2.75 tbsps. (1.33 oz.)
3,000 sq. ft.	5 oz.
5,450 sq. ft.	0.27 lb.
10,900 sq. ft. (0.25 acre)	0.55 lb.

1 acre	2.2 lbs.
--------	----------

TURFGRASSES FOR FAIRWAYS, LAWNS, SOD PRODUCTION* AND RESIDENTIAL SITES (*Except Florida)

*In states other than Florida. For use on Turfgrass for sod in Florida, see **TURFGRASSES FOR SOD (FLORIDA ONLY)** section below.

Bermudagrass, Centipedegrass, St. Augustinegrass, and Zoysiagrass

Apply **GCS Atrazine 90DF** after October 1st before emergence of ~~w~~ winter annual weeds for control of annual bluegrass, burclover, carpet burweed, chickweed, corn speedwell, henbit, hop clover, and spurweed. **GCS Atrazine 90DF** will control annual bluegrass even if it is emerged at time of treatment. For control of ~~s~~ summer annual weeds listed in the **Pre-Emergence** portion of the **GCS ATRAZINE 90DF APPLIED ALONE - CORN OR GRAIN SORGHUM** section of the label, also apply **GCS Atrazine 90DF** in late ~~w~~ winter before the weeds emerge. Apply in a minimum of 15 gals. of water per acre or 1 gal. per 1,000 sq. ft. (0.4 fl. oz. per 1,000 sq. ft.).

Where annual bluegrass is the major weed, use 1.1 lbs. (1 lb. a.i.) of **GCS Atrazine 90DF** per acre. Use 2.2 lbs. (2 lbs. a.i.) of **GCS Atrazine 90DF** per acre for control of the other weeds named above. ~~Do not DO NOT~~ exceed 1.1 lbs. (1 lb. a.i.) of **GCS Atrazine 90DF** per acre per treatment on newly sprigged turfgrass or on hybrid bermudagrass including Tiflawn, Tifway, and Ormond.

For continued ~~s~~ summer annual weed control, apply another 1.1 lbs. (1 lb. a.i.) of **GCS Atrazine 90DF** per acre at least 30 days after the previous application, but not after April 15th. However, do not make more than 2 applications per year. On newly sprigged turfgrass and hybrid bermudagrass, temporary slowing of growth and yellowing may occur following application.

Restrictions:

- For Turfgrass at residential sites including homes, day care facilities, schools, playgrounds, parks, recreational areas, and sports fields, do not apply more than 1.1 lbs. (1 lb. a.i.) of **GCS Atrazine 90DF** per acre for any application. ~~Do not DO NOT~~ apply more than 2.2 lbs. (2.0 lbs. a.i.) of **GCS Atrazine 90DF** per acre per year.
- ~~Do not DO NOT~~ graze or feed turf clippings to animals or illegal residues may result.
- Backpack application to turf may only be used for spot treatments.
- To avoid turf injury:
 - Use only on Turfgrass reasonably free of infestations of insects, nematodes, and diseases.
 - ~~Do not DO NOT~~ use on golf greens.
 - ~~Do not DO NOT~~ use ~~n~~ North of North Carolina (except may be used in Virginia Coastal Plains) or ~~w~~ West of the high rainfall areas of ~~e~~ Eastern Oklahoma and ~~e~~ Eastern Texas.
 - ~~Do not DO NOT~~ use on muck or alkaline soils.
 - ~~Do not DO NOT~~ apply over the rooting area of trees or ornamentals not listed on this label.
 - ~~Do not DO NOT~~ overseed with desirable ~~t~~ Turfgrass within 4 months before or 6 months after treatment.
 - ~~Do not DO NOT~~ apply **GCS Atrazine 90DF** to newly seeded Bermudagrass until it has over-~~w~~ wintered and has a well-developed rhizome system.
 - ~~Do not DO NOT~~ exceed 2.2 lbs. (2 lbs. a.i.) of **GCS Atrazine 90DF** per acre within 12 months of seeding Bermudagrass.

TURFGRASSES FOR SOD (FLORIDA ONLY)

Centipedegrass, St. Augustinegrass, and Zoysiagrass

Broadcast 2.2 - 4.4 lbs. (2 - 4 lbs. a.i.) of **GCS Atrazine 90DF** per acre according to soil texture to control those weeds listed under the **Pre-Plant Surface-Applied, Pre-Plant Incorporated, or Pre-Emergence** section within **TABLE 1**.

Soil Texture	GCS Atrazine 90DF Broadcast Rate per Acre	Application Timing
Muck or Peat	4.4 lbs. (4 lbs. a.i.)	<ul style="list-style-type: none"> Old Beds: Within 2 days after lifting sod. New Beds: 3 - 4 days after sprigging or plugging.
Sandy Soil	2.2 lbs. (2 lbs. a.i.)	<ul style="list-style-type: none"> Old Beds: Within 2 days after lifting sod. New Beds: 7 - 10 days after sprigging or plugging.

If weeds regrow, apply an additional 2.2 lbs. (2 lbs. a.i.) of **GCS Atrazine 90DF** per acre on Muck or Peat, or 1.1 lbs. (1 lb. a.i.) of **GCS Atrazine 90DF** per acre on Sandy soil.

Restrictions - To avoid illegal residues and crop injury:

- For Muck or Peat soils, do not apply more than 4.4 lbs. (4 lbs. a.i.) of **GCS Atrazine 90DF** per acre for any application. ~~Do not DO NOT~~ apply more than 6.6 lbs. (6 lbs. a.i.) of **GCS Atrazine 90DF** per year. For sandy soil, do not apply more than 2.2 lbs. (2 lbs. a.i.) of **GCS Atrazine 90DF** per acre for any application. ~~Do not DO NOT~~ apply more than 3.3 lbs. (3 lbs. a.i.) of **GCS Atrazine 90DF** per year.
- ~~Do not DO NOT~~ apply within 30 days prior to cutting or lifting.
- ~~Do not DO NOT~~ apply in combination with surfactants or other spray additives.

Precautions - To avoid illegal residues and crop injury:

- Use only on Turfgrass reasonably free of infestations of insects, nematodes, and diseases.
- On newly sprigged Turfgrass, temporary slowing of growth may follow application.

CONSERVATION RESERVE PROGRAM (CRP) (Nebraska, Oklahoma, Oregon, and Texas)

For control or suppression of the following weeds: annual ragweeds, barnyardgrass, black nightshade, cheat, cocklebur, downy brome,

fall panicum, field pennycress, giant foxtail, yellow foxtail, Japanese brome, Kentucky bluegrass, kochia, lambsquarters, little barley, marehail, pigweed, prickly lettuce, smooth brome, and sunflower ~~and Yellow foxtail~~, refer to the directions, notes, restrictions, and precautions below.

Pure Stands of Newly Seeded Big Bluestem, Switchgrass, and Eastern Gramagrass

Use only on loam, silt loam, silty clay loam, clay loam, and silty clay soils with at least 1% organic matter.

Establishment

Broadcast 2.2 lbs. (2 lbs. a.i.) of **GCS Atrazine 90DF** per acre pre-plant incorporated or pre-emergence at time of seeding and prior to emergence of weeds. Prepare a good firm seedbed. Plant 0.5" deep with a grassland drill (preferred method) or a conventional drill. If a conventional drill is used on prepared seedbeds, remove all tension from the disk openers. For best results, cultipack or roll after planting.

Renovation of Existing Stands of Big Bluestem and Switchgrass Planted on CRP Acres

Broadcast 1.1 - 2.2 lbs. (1 - 2 lbs. a.i.) of **GCS Atrazine 90DF** per acre to existing stands of big bluestem and switchgrass prior to the emergence of weeds. Use the low rate on soils containing from 1 - 2% organic matter. Use the high rate on soils with 2% or more organic matter.

Renovation of Existing Stands of the Following Perennial Range Grasses Planted on CRP Acres

Blue grama, Indiangrass, little bluestem, sand lovegrass, sideoats grama, and western wheatgrass. Broadcast 0.6 - 1.1 lbs. (0.54 - 1 lb. a.i.) of **GCS Atrazine 90DF** per acre in the spring prior to weed emergence, or in the fall before the ground freezes and prior to weed emergence after these species have been established for at least 1 growing season for control or partial control of the weeds listed above. Use the low rate for weeds controlled or suppressed easily. Use the higher rate on other weeds claimed in an earlier section of this label.

Restrictions - Conservation Reserve Program (CRP):

- ~~Do not~~**DO NOT** cut or feed grass hay to livestock.
- ~~Do not~~**DO NOT** graze treated areas.
- ~~Do not~~**DO NOT** use seeds for bird food.
- ~~Do not~~**DO NOT** dump or spill product or dispose of containers within reach of livestock.
- Follow all applicable restrictions for the Conservation Reserve Program.
- ~~Do not~~**DO NOT** make more than 1 application per year.
- ~~Do not~~**DO NOT** apply more than 2.2 lbs. (2 lbs. a.i.) of **GCS Atrazine 90DF** per acre for any application.

Precautions - Conservation Reserve Program (CRP):

- Slight discoloration of desirable grasses may occur following treatment.
- Injury may be enhanced when used on neutral or alkaline soils.

SEVERE DROUGHT CONDITIONS

~~Do not~~**DO NOT** graze forage or cut forage for hay. Under severe drought conditions, the Conservation Reserve Program allows grazing and making of hay from CRP acres, as so specified by the local ASCS (Agricultural Stabilization & Conservation Service) office. This label **does not** allow grazing or making of hay from CRP acres that have been treated with atrazine under any circumstance.

STORAGE AND DISPOSAL

~~Do not~~**DO NOT** contaminate water, food, or feed by storage or disposal.

PESTICIDE STORAGE: Storage should be in a cool, dry area away from any heat or ignition source. Keep container tightly sealed when not in use. ~~Do not~~**DO NOT** allow bags to become wet or store in a damp, humid area. Keep away from any puncture source. Store in original container only.

PESTICIDE DISPOSAL: Wastes resulting from the use of this product must be disposed of on site or at an approved waste disposal facility.

CONTAINER HANDLING:

[Nonrefillable Container (flexible-bag-all weights):] [Nonrefillable container. ~~Do not~~**DO NOT** reuse or refill this container. Completely empty bag into application equipment, then offer for recycling if available or dispose of empty bag in a sanitary landfill or by incineration.]

[Nonrefillable Container (rigid 50 lbs. or less):] [Nonrefillable container. ~~Do not~~**DO NOT** reuse or refill this container. Offer for recycling, if available. Clean container promptly after emptying. Triple rinse as follows: Empty the remaining contents into application equipment or a mix tank. Fill the container ~~3/4~~ full with water and recap. Shake for 10 seconds. Pour rinsate into application equipment or a mix tank or store rinsate for later use or disposal. Drain for 10 seconds after the flow begins to drip. Repeat this procedure two more times. Dispose of empty container in a sanitary landfill or by incineration.]

[Nonrefillable Container (rigid-greater than 50 lbs.):] [Nonrefillable container. ~~Do not~~**DO NOT** reuse or refill this container. Offer for recycling, if available. Clean container promptly after emptying. Triple rinse as follows: Empty the remaining contents into application equipment or a mix tank. Fill the container ~~3/4~~ full with water.

Replace and tighten closures. Tip container on its side and roll it back and forth, ensuring at least one complete revolution, for 30 seconds. Stand the container on its end and tip it back and forth several times. Turn the container over onto its other end and tip it back and forth several times. Empty the rinsate into application equipment or a mix tank or store rinsate for later use or disposal.

Repeat this procedure two more times. Dispose of empty container in a sanitary landfill or by incineration.]
[Refillable Container:] [Refillable container. Refill this container with this product only. ~~Do not~~ **DO NOT** reuse this container for any other purpose. Cleaning the container before final disposal is the responsibility of the person disposing of the container. Cleaning before refilling is the responsibility of the refiller. To clean the container before final disposal, empty the remaining contents from this container into application equipment or mix tank. Fill the container about 10 percent full with water. Agitate vigorously or recirculate water with the pump for 2 minutes. Pour or pump rinsate into application equipment or rinsate collection system. Repeat this rinsing procedure two more times.]

CONDITIONS OF SALE AND LIMITATION OF WARRANTY AND LIABILITY

NOTICE: Read the entire Directions for Use and Conditions of Sale and Limitation of Warranty and Liability before buying or using this product. If the terms are not acceptable, return the product at once, unopened, and the purchase price will be refunded.

The Directions for Use of this product must be followed carefully. It is impossible to eliminate all risks inherently associated with the use of this product. Ineffectiveness or other unintended consequences may result because of such factors as manner of use or application, weather, presence of other materials or other influencing factors in the use of the product, which are beyond the control of Generic Crop Science, LLC or Seller. To the extent consistent with applicable law, all such risks shall be assumed by Buyer and User, and Buyer and User agree to hold Generic Crop Science, LLC and Seller harmless for any claims relating to such factors.

Generic Crop Science, LLC warrants that this product conforms to the chemical description on the label and is reasonably fit for the purposes stated in the Directions for Use, subject to the inherent risks referred to above, when used in accordance with directions under normal use conditions. This warranty does not extend to the use of this product contrary to label instructions, or under conditions not reasonably foreseeable to or beyond the control of Seller or Generic Crop Science, LLC and Buyer and User assume the risk of any such use. To the extent consistent with applicable law, Generic Crop Science, LLC, MAKES NO WARRANTIES OF MERCHANTABILITY OR OF FITNESS FOR A PARTICULAR PURPOSE NOR ANY OTHER EXPRESS OR IMPLIED WARRANTY EXCEPT AS STATED ABOVE.

To the extent consistent with applicable law, neither Generic Crop Science, LLC nor Seller shall be liable for any incidental, consequential, or special damages resulting from the use or handling of this product. **TO THE EXTENT CONSISTENT WITH APPLICABLE LAW, THE EXCLUSIVE REMEDY OF THE USER OR BUYER, AND THE EXCLUSIVE LIABILITY OF GENERIC CROP SCIENCE, LLC AND SELLER FOR ANY AND ALL CLAIMS, LOSSES, INJURIES OR DAMAGES (INCLUDING CLAIMS BASED ON BREACH OF WARRANTY, CONTRACT, NEGLIGENCE, TORT, STRICT LIABILITY OR OTHERWISE) RESULTING FROM THE USE OR HANDLING OF THIS PRODUCT, SHALL BE THE RETURN OF THE PURCHASE PRICE OF THE PRODUCT OR, AT THE ELECTION OF GENERIC CROP SCIENCE, LLC OR SELLER, THE REPLACEMENT OF THE PRODUCT.**









Generic Crop Science, LLC and Seller offer this product, and Buyer and User accept it, subject to the foregoing Conditions of Sale and Limitation of Warranty and Liability, which may not be modified except by written agreement signed by a duly authorized representative of Generic Crop Science, LLC.


[All trademarks are the property of their respective owners.]
 [Farmers First is a trademark of Farmers Business Network, Inc.]
 [The sprout logo, "FBN", and "Farmers Business Network" are registered service marks of Farmer's Business Network, Inc.]
 [<BRAND>™ or ® is a trademark of <TRADEMARK HOLDER>.]

Formatted: Not Highlight

[Note to Reviewer: The mention of the product name throughout this Master Label may be updated/replaced with the term "This product" on the Market Label.]

[Optional graphics to be used on any panel of final market label:]

<p>[www.FBN.com][FBN.com] [Available at www.FBN.com] [844-200-FARM (3276)] [Farmers First]</p>		<p>{any color}</p>  <p>FARMERS BUSINESS NETWORK</p>
 <p>FARMERS FIRST</p>		
 <p>FARMERS BUSINESS NETWORK</p>		



- Formatted: Not Highlight
- Formatted: Not Highlight
- Formatted: Not Highlight