



OFFICE OF CHEMICAL SAFETY AND POLLUTION PREVENTION

WASHINGTON, D.C. 20460

February 28, 2024

Ogongi Ogongi
Agent
Generic Crop Science, LLC
1887 Whitney Mesa Drive #9740
Henderson, NV 89014

Subject: Notification per PRN 98-10 – Update Emergency contact numbers
Product Name: GCS Bifenthrin LFC
EPA Registration Number: 94730-21
Application Date: February 23, 2024
Case Number: 501591

Dear Ogongi Ogongi:

The Agency is in receipt of your Application for Pesticide Notification under Pesticide Registration Notice (PRN) 98-10 for the above referenced product. The Registration Division (RD) has conducted a review of this request for its applicability under PRN 98-10 and finds that the action requested falls within the scope of PRN 98-10.

The label submitted with the application has been stamped “NOTIFICATION” and placed in our records.

Should you wish to add/retain a reference to the company’s website on your label, then please be aware that the website becomes labeling under the Federal Insecticide, Fungicide, and Rodenticide Act (FIFRA) and is subject to review by the Agency. If the website is false or misleading, the product would be misbranded and unlawful to sell or distribute under FIFRA section 12(a)(1)(E). 40 CFR 156.10(a)(5) lists examples of statements EPA may consider false or misleading. In addition, regardless of whether a website is referenced on your product’s label, claims made on the website may not substantially differ from those claims approved through the registration process. Therefore, should the Agency find or if it is brought to our attention that a website contains false or misleading statements or claims substantially differing from the EPA approved registration, the website will be referred to the EPA’s Office of Enforcement and Compliance.

If you have any questions, please contact Rebecca Lasko at 202-565-2469 or at lasko.rebecca@epa.gov.

Sincerely,

 for

Scott Campbell, Acting Product Manager 3
Invertebrate & Vertebrate Branch 1
Registration Division (7505T)
Office of Pesticide Programs

RESTRICTED USE PESTICIDE

Toxic to fish and aquatic organisms.

For retail sale to and use only by certified applicators, or persons under their direct supervision and only for those uses covered by the certified applicator's certification.

NOTIFICATION

94730-21

The applicant has certified that no changes, other than those reported to the Agency have been made to the labeling. The Agency acknowledges this notification by letter dated:

02/28/2024

BIFENTHRIN

GROUP

3A

INSECTICIDE

GCS Bifenthrin LFC

[ABN: Willowood Bifenthrin LFC]

[For mixing directly with liquid fertilizer to control listed soil insect pests.]

ACTIVE INGREDIENT

Bifenthrin, 2 -Methyl-3-phenylphenyl)methyl(1S,3S)-3-[(Z)-2-chloro-3,3,3-trifluoroprop-1-enyl]-
2,2-dimethylcyclopropane-1-carboxylate*

By Wt.

17.15%

OTHER INGREDIENTS:.....82.85%

TOTAL

100.00%

* *Cis* isomers 97% minimum, *trans* isomers 3% maximum.

This product contains 1.5 lbs. active ingredient per gallon.

[Contains bifenthrin, the active ingredient in Bifenture® LFC.]

KEEP OUT OF REACH OF CHILDREN

WARNING AVISO

Si usted no entiende la etiqueta, busque a alguien para que se la explique a usted en detalle.

(If you DO NOT understand the label find someone to explain it to you in detail.)

This label must be in the possession of the user at the time of application.

FIRST AID

If swallowed:

- Call a poison control center or doctor immediately for treatment advice.
- Have person sip a glass of water if able to swallow.
- **DO NOT** induce vomiting unless told to by a poison control center or doctor.
- **DO NOT** give anything by mouth to an unconscious person.

If in eyes:

- Hold eye open and rinse slowly and gently with water for 15-20 minutes.
- Remove contact lenses, if present, after the first 5 minutes, then continue rinsing eye.
- Call a poison control center or doctor for treatment advice.

NOTE TO PHYSICIAN: Have the product container or label with you when calling a poison control center or doctor or going for treatment. For emergency information concerning this product, call the National Pesticides Information Center (NPIC) at 1-800-858-7378 or your poison control center at 1-800-222-1222.

Note To Physician: This product is a pyrethroid. If large amounts have been ingested, the stomach and intestines should be evacuated. Treatment is symptomatic and supportive. Digestible fats, oils, or alcohol may increase absorption and so should be avoided.

HOTLINE NUMBERS

Have the product container or label with you when calling a poison control center or doctor or going for treatment. For Emergency Medical Assistance (Human or Animal) contact Rocky Mountain Poison Control at 866-767-5040. For Chemical Emergency Assistance (Spill, Leak, Fire or Accident) contact CHEMTREC at 800-424-9300 (North America) or 703-527-3887 (International).

[See label booklet for First Aid, Precautionary Statements, and Directions For Use including Storage and Disposal.]

[For Additional Precautionary Statements, Directions for Use, Storage and Disposal and Other Use Information, See Inside Label Booklet.]

EPA Reg. No.: 94730-21

Net Contents: [Gals./Liters]

EPA Est. No.: XXXXX-XX-XXX

Manufactured for Generic Crop Science
1887 Whitney Mesa Drive, Suite 9740

Henderson, NV 89014

{The following disclaimer will be placed in close proximity to the marketing claim.}

[GCS Bifenthrin LFC is not manufactured, or distributed by United Phosphorus, Inc., the seller of Bifenture® LFC.]

PRECAUTIONARY STATEMENTS

HAZARDS TO HUMANS AND DOMESTIC ANIMALS

WARNING

May be fatal if swallowed. Causes moderate eye irritation. Avoid contact with eyes or clothing. Wash thoroughly with soap and water after handling and before eating, drinking, chewing gum, using tobacco, or using the toilet.

Personal Protective Equipment:

Applicators and other handlers (other than mixers and loaders) must wear:

- Long-sleeved shirt and long pants
- Chemical-resistant gloves made of barrier laminate, butyl rubber (≥ 14 mils), nitrile rubber (≥ 14 mils), neoprene rubber (≥ 14 mils), polyvinyl chloride (PVC) (≥ 14 mils), or viton (≥ 14 mils)
- Shoes plus socks

Mixers and Loaders must wear:

- Long-sleeved shirt and long pants
- Waterproof gloves made of barrier laminate, butyl rubber (≥ 14 mils), nitrile rubber (≥ 14 mils), neoprene rubber (≥ 14 mils), polyvinyl chloride (PVC) (≥ 14 mils), or viton (≥ 14 mils)
- Shoes plus socks
- Protective eyewear

Mixers, loaders, and applicators using mechanically pressurized handguns for applications to tuberous and corm vegetables must wear at a minimum:

- long-sleeved shirt and long pants,
- chemical-resistant gloves made of barrier laminate, butyl rubber (> 14 mils), nitrile rubber (> 14 mils), neoprene rubber (> 14 mils), polyvinyl chloride (PVC) (> 14 mils), or viton (> 14 mils)
- shoes plus socks

Mixers, loaders, and applicators using mechanically pressurized handguns for applications to tobacco must wear at a minimum:

- long-sleeved shirt and long pants,
- chemical-resistant gloves made of barrier laminate, butyl rubber (> 14 mils), nitrile rubber (> 14 mils), neoprene rubber (> 14 mils), polyvinyl chloride (PVC) (> 14 mils), or viton (> 14 mils)
- shoes plus socks

Discard clothing and other absorbent materials that have been drenched or heavily contaminated with this product's concentrate. **DO NOT** reuse them. Follow manufacturer's instructions for cleaning/maintaining PPE. If no such instructions for washables exist, use detergent and hot water. Keep and wash PPE separately from other laundry.

USER SAFETY RECOMMENDATIONS

Users should:

- Wash hands before eating, drinking, chewing gum, using tobacco or using the toilet.
- Remove clothing/PPE immediately if pesticide gets inside. Then wash thoroughly and put on clean clothing.
- Remove PPE immediately after handling this product. Wash the outside of gloves before removing. As soon as possible, wash thoroughly and change clothing.

ENVIRONMENTAL HAZARDS

This pesticide is extremely toxic to fish and aquatic invertebrates. Use with care when applying in areas adjacent to any body of water. **DO NOT** apply directly to water, to areas where surface water is present or to intertidal areas below the mean high water mark. **DO NOT** make applications when weather conditions favor drift from treated areas. Drift and runoff from treated areas may be hazardous to aquatic organisms in neighboring areas. **DO NOT** contaminate water when disposing of equipment washwaters.

This product is highly toxic to bees exposed to direct treatment or residues on blooming crops or weeds. **DO NOT** apply this product or allow it to drift to blooming crops or weeds while bees are visiting the treatment area. **Protect pollinating insects by following label directions intended to minimize drift and to reduce risk to these organisms.**

The use of bifenthrin is prohibited in areas that may result in exposure of endangered species to bifenthrin. Prior to use in a particular county contact the local extension service for procedures and precautions to use to protect endangered species.

PHYSICAL OR CHEMICAL HAZARDS

DO NOT mix or allow coming in contact with oxidizing agent. Hazardous Chemical reaction may occur.

DIRECTIONS FOR USE

RESTRICTED USE PESTICIDE FOR OUTDOOR USE ONLY

It is a violation of Federal law to use this product in a manner inconsistent with its labeling.

DO NOT apply this product in a way that will contact workers or other persons, either directly or through drift. Only protected handlers may be in the area during application. For any requirements specific to your State or Tribe, consult the agency responsible for pesticide regulation.

This label must be in the possession of the user at the time of application.

AGRICULTURAL USE REQUIREMENTS

Use this product only in accordance with its labeling and with the Worker Protection Standard, 40 CFR part 170. This Standard contains requirements for the protection of agricultural workers on farms, forests, nurseries, and greenhouses, and handlers of agricultural pesticides. It contains requirements for training, decontamination, notification, and emergency assistance. It also contains specific instructions and exceptions pertaining to the statements on this label about personal protective equipment (PPE) and restricted-entry interval. The requirements in this box only apply to uses of this product that are covered by the Worker Protection Standard.

DO NOT enter or allow worker entry into treated areas during the restricted entry interval (REI) of 12 hours.

PPE required for early entry to treated areas that is permitted under the Worker Protection Standard and that involves contact with anything that has been treated, such as plants, soil, or water, is:

- Coveralls,
- Chemical-resistant gloves made of barrier laminate, butyl rubber (≥ 14 mils), nitrile rubber (≥ 14 mils), neoprene rubber (≥ 14 mils), polyvinyl chloride (PVC) (≥ 14 mils), or viton (≥ 14 mils),
- Shoes plus socks.

RESISTANCE MANAGEMENT

For resistance management, this product contains a Group 3A insecticide. Any insect population may contain individuals naturally resistant to this product and other Group 3A insecticides. The resistant individuals may dominate the insect population if this group of insecticides is used repeatedly in the same fields. Appropriate resistance-management strategies should be followed.

To delay insecticide/acaricide resistance, take the following steps:

- Rotate the use of this product or other Group 3A insecticides within a growing season, or among growing seasons, with different groups that control the same pests.
- Use tank mixtures with insecticides from a different group that are equally effective on the target pest when such use is permitted. **DO NOT** rely on the same mixture repeatedly for the same pest population. Consider any known cross-resistance issues (for the targeted pests) between the individual components of a mixture. In addition, consider the following recommendations provided by the Insecticide Resistance Action Committee (IRAC):
 - Individual insecticides selected for use in mixtures should be highly effective and be applied at the rates at which they are individually registered for use against the target species.
 - Mixtures with components having the same IRAC mode of action classification are not recommended for insect resistance management.
 - When using mixtures, consider any known cross-resistance issues between the individual components for the targeted pest(s).
 - Mixtures become less effective if resistance is already developing to one or both active ingredients, but they may still provide pest management benefits.

- The insect resistance management benefits of an insecticide mixture are greatest if the two components have similar periods of residual insecticidal activity. Mixtures of insecticides with unequal periods of residual insecticide activity may offer an insect resistance management benefit only for the period where both insecticides are active.
- Adopt an integrated pest management program for insecticide use that includes scouting, uses historical information related to pesticide use, crop rotation, record keeping, and which considers cultural, biological, and other chemical control practices.
- Monitor after application for unexpected target pest survival. If the level of survival suggests the presence of resistance, consult with your local university specialist or certified pest control advisor.
- Contact your local extension specialist or certified crop advisors for any additional pesticide resistance-management and/or IPM recommendations for the specific site and pest problems in your area.

For further information or to report suspected resistance contact Generic Crop Science, LLC representative at 605-273-2888 or at www.genericcropscience.com.

CHEMIGATION USE DIRECTIONS

Apply this product only through sprinkler including center pivot, lateral move, end tow, side (wheel) roll, traveler, big gun, solid set, drip irrigation, or hand move irrigation systems. **DO NOT** apply this product through any other type of irrigation system. **DO NOT** connect an irrigation system (including greenhouse systems) used for pesticide application to a public water system.

For LEPA irrigation a minimum of 0.75 inch of water per acre is recommended. Where non-emulsified oils are used as the diluents, 1 to 2 pints per acre is recommended.

Results from utilizing chemigation have been variable and depend upon the set up and calibration of equipment. Crop injury, lack of effectiveness or illegal residues in the crop can result from non-uniform distribution of treated water. Contact your State Agricultural Extension Service specialists, equipment manufacturers or other experts for consultation on the suitability of the equipment set up to obtain effective control of the target insect pests.

A person knowledgeable of the chemigation system and responsible for its operation, or under the supervision of the responsible person, shall shut the system down and make necessary adjustments should the need arise. Failure to cease application during a mechanical stoppage may result in undesirable residues to adjacent areas.

The system must contain a functional check valve, vacuum relief valve, and low pressure drain appropriately located on the irrigation pipeline to prevent water source contamination from backflow.

The pesticide injection pipeline must contain a functional, automatic, quick-closing check valve to prevent the flow of fluid back toward the injection pump.

The pesticide injection pipeline must also contain a functional, normally closed, solenoid-operated valve located on the intake side of the injection pump and connected to the system interlock to prevent fluid from being withdrawn from the supply tank when the irrigation system is either automatically or manually shut down.

The system must contain functional interlocking controls to automatically shut off the pesticide injection pump when the water pump motor stops.

The irrigation line or water pump must include a functional pressure switch which will stop the water pump motor when the water pressure decreases to the point where pesticide distributions is adversely affected. Systems must use a metering pump, such as a positive displacement injection pump (e.g., diaphragm pump) effectively designed and constructed of materials that are compatible with pesticides and capable of being fitted with a system interlock.

DO NOT apply when wind speed favors drift beyond the area intended for treatment. This product should be applied continuously for the duration of the water application. This product should be diluted in sufficient volume to ensure accurate application over the area to be treated. When using chemigation, a minimum of 0.5 inches per acre of irrigation water is recommended. Agitation generally is not required when a suitable diluent is used. A diluent test should be conducted to ensure that phase separation will not occur during dilution and application. Failure to achieve a uniform dilution throughout the time of application may result in undesirable residues or less than desirable control.

APPLICATION AND MIXING INSTRUCTIONS

This product is an insecticide that contains 1.5 lbs. of bifenthrin per gallon. This product can be mixed directly with liquid fertilizer or with water. The rate of application is variable according to pest pressure, timing of treatments and field scouting. Use lower rate when pest infestation is considered light to moderate. Use the higher labeled rate when there is heavy pest pressure or when the climate is drier.

Fill the tank one-half full with liquid fertilizer or water and begin spray tank agitation. Add the proper amount of this product, and then add the rest of the fertilizer or water. Maintain agitation until the mixture has been applied. Agitate this product's spray solutions in nurse tanks prior to moving the solution to spray system.

Shake well before using.

Apply this product in-furrow with the seed, as a T-band (band over the open furrow), as a broadcast application, as a band over the row, as a pre-emergent (PRE) application, as a post plant incorporated (PPI) application, as a foliar application (includes chemigation), or as a transplant-water drench during setting. For more instruction on suppression or pest control, refer to the information contained in the tables on this label.

This product can be mixed with a number of frequently used liquid starter or pop-up fertilizers. Follow liquid fertilizer directions regarding seed safety and use guidelines. A jar test should be used prior to application of any fertilizer with this product. Ensure the applicable amount of this product and fertilizer are used in this compatibility test. The tank mixture should not be allowed to sit overnight. If the tank mixture does sit overnight, the tank mixture should be agitated to ensure proper mixing before application.

Product Required Per Acre for Various Row Spacings					
Row Spacing	36"	30"	20"	15"	Twin Row 30" centers
Lin row ft/A	14,520 ft	17,424 ft	26,136 ft	34,848 ft	34,848 ft
Conversion					
0.2 fl. oz./1,000 lin. ft. =	2.9 fl. oz./A	3.5 fl. oz./A	5.2 fl. oz./A	7.0 fl. oz./A	7.0 fl. oz./A
0.24 fl. oz./1,000 lin. ft. =	3.5 fl. oz./A	4.2 fl. oz./A	6.3 fl. oz./A	8.4 fl. oz./A	8.4 fl. oz./A
0.3 fl. oz./1,000 lin. ft. =	4.4 fl. oz./A	5.2 fl. oz./A	7.8 fl. oz./A	10.5 fl. oz./A	10.5 fl. oz./A
0.39 fl. oz./1,000 lin. ft. =	5.7 fl. oz./A	6.8 fl. oz./A	10.2 fl. oz./A	13.6 fl. oz./A	13.6 fl. oz./A
0.49 fl. oz./1,000 lin. ft. =	7.1 fl. oz./A	8.5 fl. oz./A	12.8 fl. oz./A		
0.73 fl. oz./1,000 lin. ft. =	10.6 fl. oz./A	12.7 fl. oz./A			
0.78 fl. oz./1,000 lin. ft. =	11.3 fl. oz./A	13.6 fl. oz./A			
0.98 fl. oz./1000 lin. ft. =	14.2 fl. oz./A	17.1 fl. oz./A			
1.47 fl. oz./1,000 lin. ft. =	21.3 fl. oz./A	25.6 fl. oz./A			

USE RESTRICTIONS:

- In New York State, DO NOT apply this product within 100 feet (using ground equipment) to 300 feet (using aerial equipment) of coastal marshes or streams that drain into coastal marshes.
- Cultivation within 10 feet of a water body is prohibited to allow for the growth of a vegetated filter strip.
- DO NOT exceed the maximum application rate per acre per year (lbs. active ingredient per acre per year) as listed under the use directions. This annual maximum includes at-plant plus foliar applications of this product and other products containing bifenthrin.

CROP ROTATION RESTRICTIONS

Crops for which bifenthrin tolerances exist may be rotated at any time. All other crops may be rotated 30 days following the final application of bifenthrin.

TANK MIXTURES

This product may be applied in tank mixtures with other products approved for use on registered crops. Observe all restrictions and precautions which appear on the labels of these products. To ensure successful applications, product compatibility tests should be conducted.

It is the pesticide user's responsibility to ensure that all products are registered for the intended use. Read and follow the applicable restrictions and limitations and directions for use on all product labels involved in tank mixing. Users must follow the most restrictive directions for use and precautionary statements of each product in the tank mixture.

MAXIMUM ALLOWABLE PRODUCT USE PER ACRE PER YEAR

Refer to the individual crop sections for maximum allowable product usage per acre per year.

The maximum allowable use must include all registered use patterns including at-plant, soil applied and/or foliar applications for the 12-month period. The 12-month period is to begin upon the initial application to the acre.

BUFFER ZONES

Vegetative Filter Strips

Construct and maintain a vegetative filter strip, according to the width specified below, of grass or other permanent vegetation between the field edge and nearby down gradient aquatic habitat (such as, but not limited to, lakes; reservoirs; rivers; streams; marshes or natural ponds; estuaries; and commercial fish farm ponds).

Only apply products containing (name of pyrethroid) onto fields where a maintained vegetative filter strip of **at least 25 feet** exists between the field edge and where a down gradient aquatic habitat exists. This minimum required width of 25 feet may be reduced or removed under the following conditions:

- For Western irrigated agriculture, a maintained vegetative filter strip of at least 10 feet wide is required. Western irrigated agriculture is defined as irrigated farmland in the following states: WA, OR, CA, ID, NV, UT, AZ, MT, WY, CO, NM, and TX (west of I-35).
 1. For Western irrigated agriculture, if a sediment control basin is present, a vegetative filter strip is not required.
- In all other areas, a vegetative filter strip with a minimum width of 25 feet is required, unless the following conditions are met. The vegetative filter strip requirement may be reduced from 25 feet to 15 feet if at least one of the following applies:
 1. The area of application is considered prime farmland (as defined in 7 CFR § 657.5).
 2. Conservation tillage is being implemented on the area of application. Conservation tillage is defined as any system that leaves at least 30% of the soil surface covered by residue after planting. Conservation tillage practices can include mulch-till, no-till, or strip-till.
 3. A functional terrace system is maintained on the area of application.
 4. Water and sediment control basins for the area of application are functional and maintained.
 5. The area of application is less than or equal to 10 acres.

For further guidance on vegetated filter strips, refer to the following publication for information on constructing and maintaining effective buffers: Conservation Buffers to Reduce Pesticide Losses. Natural Resources Conservation Services. <https://www.regulations.gov/document?D=EPA-HQ-OPP-2008-0331-0175>.

Vegetative Buffer Zones

Construct and maintain a minimum 10-foot-wide vegetative filter strip of grass or other permanent vegetation between the field edge and down gradient aquatic habitat (such as, but not limited to, lakes, reservoirs, rivers, permanent streams, marshes or natural ponds, estuaries, and commercial fish farm ponds).

Only apply products containing bifenthrin onto fields where a maintained vegetative buffer strip of at least 10 feet exists between the field and down gradient aquatic habitat.

For guidance, refer to the following publication for information on constructing and maintaining effective buffers: *Conservation Buffers to Reduce Pesticide Losses. Natural Resources Conservation Services. USDA, NRCS. 2000. Fort Worth, Texas. 21 pp.* http://www.nrcs.usda.gov/Internet/FSE_DOCUMENTS/nrcs143_023819.pdf.

Buffer Zone for Ground Application (groundboom, overhead chemigation, or airblast)

DO NOT apply within 25 feet of aquatic habitats (such as, but not limited to, lakes, reservoirs, rivers, streams, marshes, natural ponds, estuaries, and commercial fish ponds).

Buffer Zone for Ultra Low Volume (ULV) Aerial Application

DO NOT apply within 450 feet of aquatic habitats (such as, but not limited to, lakes, reservoirs, rivers, streams, marshes, natural ponds, estuaries, and commercial fish ponds).

Buffer Zone for Non-ULV Aerial Application

DO NOT apply within 150 feet of aquatic habitats (such as, but not limited to, lakes, reservoirs, rivers, streams, marshes,

natural ponds, estuaries, and commercial fish ponds).

AERIAL APPLICATIONS

MANDATORY SPRAY DRIFT MANAGEMENT

Aerial Applications:

- **DO NOT** release spray at a height greater than 10 feet above the vegetative canopy unless a greater application height is necessary for pilot safety.
- Applicators are required to select nozzle and pressure that deliver medium or coarser droplets (ASABE S641).
- **DO NOT** apply when wind speeds exceed 15 mph at the application site. If the wind speed is greater than 10 mph, the boom length must be 65% or less of the wingspan for fixed wing aircraft and 75% or less of the rotor diameter for helicopters. Otherwise, the boom length must be 75% or less of the wingspan for fixed-wing aircraft and 90% or less of the rotor diameter for helicopters.
- If the windspeed is 10 miles per hour or less, applicators must use $\frac{1}{2}$ swath displacement upwind at the downwind edge of the field.
- When the windspeed is between 11-15 miles per hour, applicators must use $\frac{3}{4}$ swath displacement upwind at the downwind edge of the field.
- **DO NOT** apply during temperature inversions.

Ground Boom Applications:

- User must only apply with the nozzle height recommended by the manufacturer, but no more than 4 feet above the ground or crop canopy.
- Applicators are required to select nozzle and pressure that deliver medium or coarser droplets (ASABE S572).
- **DO NOT** apply when wind speeds exceed 15 mph at the application site.
- **DO NOT** apply during temperature inversions.

Airblast Applications:

- Sprays must be directed into the canopy.
- **DO NOT** apply when wind speeds exceed 15 mph at the application site.
- User must turn off outward pointing nozzles at row ends and when spraying outer row.
- **DO NOT** apply during temperature inversions.

SPRAY DRIFT ADVISORIES

THE APPLICATOR IS RESPONSIBLE FOR AVOIDING OFF-SITE SPRAY DRIFT.

BE AWARE OF NEARBY NON-TARGET SITES AND ENVIRONMENTAL CONDITIONS.

IMPORTANCE OF DROPLET SIZE

An effective way to reduce spray drift is to apply large droplets. Use the largest droplets that provide target pest control. While applying larger droplets will reduce spray drift, the potential for drift will be greater if applications are made improperly or under unfavorable environmental conditions.

Controlling Droplet Size – Ground Boom

- Volume - Increasing the spray volume so that larger droplets are produced will reduce spray drift. Use the highest practical spray volume for the application. If a greater spray volume is needed, consider using a nozzle with a higher flow rate.
- Pressure - Use the lowest spray pressure recommended for the nozzle to produce the target spray volume and droplet size.
- Spray Nozzle - Use a spray nozzle that is designed for the intended application. Consider using nozzles designed to reduce drift.

Controlling Droplet Size – Aircraft

- Adjust Nozzles - Follow nozzle manufacturers recommendations for setting up nozzles. Generally, to reduce fine droplets, nozzles should be oriented parallel with the airflow in flight.

Handheld Technology Applications:

- Take precautions to minimize spray drift.

Boom Height – Ground Boom

- For ground equipment, the boom should remain level with the crop and have minimal bounce.

Release Height - Aircraft

- Higher release heights increase the potential for spray drift.

Shielded Sprayers

- Shielding the boom or individual nozzles can reduce spray drift. Consider using shielded sprayers. Verify that the shields are not interfering with the uniform deposition of the spray on the target area.

Temperature and Humidity

- When making applications in hot and dry conditions, use larger droplets to reduce effects of evaporation.

Temperature Inversions

- Drift potential is high during a temperature inversion. Temperature inversions are characterized by increasing temperature with altitude and are common on nights with limited cloud cover and light to no wind. The presence of an inversion can be indicated by ground fog or by the movement of smoke from a ground source or an aircraft smoke generator. Smoke that layers and moves laterally in a concentrated cloud (under low wind conditions) indicates an inversion, while smoke that moves upward and rapidly dissipates indicates good vertical air mixing. Avoid applications during temperature inversions.

Wind

- Drift potential generally increases with wind speed. AVOID APPLICATIONS DURING GUSTY WIND CONDITIONS.
- Applicators need to be familiar with local wind patterns and terrain that could affect spray drift.

Non-Target Organism Advisory Statement (Environmental Hazards):

- This product is highly toxic to bees and other pollinating insects exposed to direct treatment or to residues in/on blooming crops or weeds. Protect pollinating insects by following label directions intended to minimize drift and reduce pesticide risk to these organisms.

Following best management practices can help reduce risk to terrestrial pollinators. Examples of best management practices include applying pesticides in the evening and at night when pollinators are not foraging and checking to confirm hive locations before spraying. For additional resources on pollinator best management practices, visit <https://www.epa.gov/pollinator-protection/find-best-management-practices-protect-pollinators>.

Managed pollinator protection plans are developed by states/tribes to promote communication between growers, landowners, farmers, beekeepers, pesticide users, and other pest management professionals to reduce exposure of bees to pesticides. If available, visit state plans for additional information on how to protect pollinators.

How to Report Bee Kills

It is recommended that users contact both the state lead agency and the U.S. Environmental Protection Agency to report bee kills due to pesticide application. Bee kills can be reported to EPA at beekill@epa.gov. To contact your state lead agency, see the current listing of state pesticide regulatory agencies at the National Pesticide Information Center's website: http://npic.orst.edu/reg/state_agencies.html.

ARTICHOKE (Globe)

USE RESTRICTIONS:

- **DO NOT** apply more than 0.5 lb. a.i./A per year including at-plant, foliar PPI and PRE applications of this and other bifenthrin- containing products.

At-Plant

PEST	USE RATES	APPLICATION INSTRUCTIONS
------	-----------	--------------------------

	Fl. oz./A	Fl. oz./ 1,000 lin. ft.	
Cribrate Weevil (Grubs)	8.5 (0.10 lb. a.i./A)	0.49 (0.10 lb. a.i./A)	Apply as a 5- to 7-inch band (T-band) over an open furrow, or in- furrow with the seed.

Foliar

PEST	USE RATES Fl. oz./A	APPLICATION INSTRUCTIONS
Artichoke Plume Moth Cribrate Weevil	8.5 (0.10 lb. a.i./A)	Apply when pest population high and repeat as necessary to maintain control, but not more often than 15-day intervals. Application by ground: Apply a full cover spray in a minimum of 75 gal./A of finished spray. Application by air: Apply specified dosage in a minimum of 10 gal./A of finished spray.
Foliar Restrictions: <ul style="list-style-type: none"> DO NOT apply within 5 days of harvest. 		

PPI & PRE

PEST	USE RATES Fl. oz./A	APPLICATION INSTRUCTIONS
Cribrate Weevil (Grubs)	8.5 (0.10 lb. a.i./A)	PPI: This product can be tank mixed and applied with PPI herbicides. Incorporation of this product should not be any deeper than the intended planting depth and no deeper than 3 inches. Incorporation depth should be close to the intended seed planting depth.
	8.5 (0.10 lb. a.i./A)	PRE: This product can be tank mixed and applied with PRE herbicides.

BEETS (Garden) [Not approved for use in California]

USE RESTRICTIONS:

- DO NOT** apply more than 0.4 lb. a.i./A per year including at-plant, foliar, PPI and PRE applications of this and other bifenthrin- containing products.

At-plant

PEST	USE RATES Fl. oz./A	APPLICATION INSTRUCTIONS
Crown and Root Aphids Cutworms Flea Beetles Root and Seedcorn Maggots Wireworms	8.5 (0.10 lb. a.i./A)	Apply as a 5- to 7-inch band (T-band) over an open furrow, or in- furrow with the seed. May be applied through transplant water at time of transplanting.

Foliar

PEST	USE RATES Fl. oz./A	APPLICATION INSTRUCTIONS
Garden Beet Pests Only: Aphids Fire Ants Flea Beetles	6.8 to 8.5 (0.08 to 0.10 lb. a.i./A)	Apply foliar treatments in at least 25 gal./A. Make application at the start of infestation. Thorough coverage is necessary for control.

Lepidopterous Larvae Spider Mites Whitefly		
Foliar Restrictions: <ul style="list-style-type: none"> DO NOT make applications less than 7 days apart. DO NOT apply within 1 day of harvest. 		

PPI & PRE

PEST	USE RATES Fl. oz./A	APPLICATION INSTRUCTIONS
Crown and Root Aphids Cutworms Flea Beetles Root and Seedcorn Maggots Wireworms	8.5 (0.10 lb. a.i./A)	PRE: This product can be tank mixed and applied with PRE pesticides.
	8.5 (0.10 lb. a.i./A)	PPI: This product can be tank mixed and applied with PPI-labeled herbicides. Incorporation of this product should not be any deeper than the intended planting depth. Incorporation depth should be close to the intended depth.

BRASSICAS, HEAD AND STEM (CROP SUBGROUP 5A)

Broccoli, cavalo; broccoli, Chinese; broccoli (gai lon, white flowering broccoli); brussels sprouts; cabbage; cabbage, Chinese (napa); cabbage, Chinese mustard (gai choy); cauliflower; and kohlrabi

USE RESTRICTIONS:

- DO NOT** apply more than 0.5 lb. a.i./A per year including at-plant, foliar, PPI and PRE applications of this and other bifenthrin-containing products.

At-Plant

PEST	USE RATES		APPLICATION INSTRUCTIONS
	Fl. oz./A	Fl. oz./1,000 lin. ft.	
Army cutworm Armyworm spp. Cabbage maggot Cutworm spp. Grubs Root aphids Root maggot Seedcorn maggot Wireworm	3.4 to 6.8 (0.04 to 0.08 lb. a.i./A)	0.20 to 0.39 (0.04 to 0.08 lb. a.i./A)	Apply as a 5- to 7-inch band (T-band) over the open seed or transplant furrow, or in-furrow with the seed or transplant. Apply as a broadcast treatments to the soil surface for control of Armyworm and Cutworm spp. May be applied through transplant water at time of transplanting.
Rootworm larvae	6.8 to 8.5 (0.08 to 0.10 lb. a.i./A)	0.39 to 0.49 (0.08 to 0.10 lb. a.i./A)	
At-Plant Restrictions: <ul style="list-style-type: none"> DO NOT apply more than 0.1 lb. a.i./A per year as an at-plant application. 			

Foliar

PEST	USE RATES Fl. oz./A	APPLICATION INSTRUCTIONS
Aphids Armyworms Black burrowing bug Corn Earworm Crickets Cucumber Beetles Cutworms Diamondback Moth Flea Beetles Ground Beetles Imported Cabbageworm Leafhoppers Loopers Saltmarsh Caterpillar Stink Bugs Thrips Tobacco Budworm Whitefly Wireworm (adults)	2.8 to 8.5 (0.033 to 0.10 lb. a.i./A)	Apply in a minimum of 2 gal./A of finished spray by air or in a minimum of 10 gal./A with ground equipment. When applying by air, 1 to 2 qt. of emulsified oil may be substituted for 1 to 2 qt. of water in the finished spray. Make application at the start of infestation. Thorough coverage is necessary for control.
Banks Grass Mite Carmine Mite <i>Lygus</i> spp. Pacific Spider Mite Twospotted Spider Mite	6.8 to 8.5 (0.08 to 0.10 lb. a.i./A)	
Foliar Restrictions: <ul style="list-style-type: none"> • DO NOT make more than 5 applications after bloom. • DO NOT make applications less than 7 days apart. • DO NOT apply within 7 days of harvest. 		

PPI & PRE

PEST	USE RATES Fl. oz./A	APPLICATION INSTRUCTIONS
Garden Symphylans Root Aphids	3.4 to 6.8 (0.04 to 0.08 lb. a.i./A)	PPI: This product should not be incorporated any deeper than the intended planting depth and no deeper than 3 in. Incorporation depth should be close to the intended seed planting or transplant depth.
Root Maggots Seed corn maggot Wireworms	3.4 to 6.8 (0.04 to 0.08 lb. a.i./A)	PRE: This product can be tank mixed and applied with PRE labeled herbicides and fungicides for pre-transplant application.

BUSHBERRIES (CROP SUBGROUP 13-07B) [Not approved for use in California]

Aronia berry; blueberry, highbush; blueberry, lowbush; buffalo currant; Chilean guava; cranberry, highbush; currant, black; currant, red; elderberry; European barberry; gooseberry; honeysuckle, edible; huckleberry; jostaberry; Juneberry

(Saskatoon berry); lingonberry; native currant; salal; sea buckthorn; cultivars, varieties, and/or hybrids of these

USE RESTRICTIONS:

- **DO NOT** apply more than 0.5 lb. a.i./A per year including at-plant, foliar, PPI, and PRE application of this and other bifenthrin-containing products.

At-Plant

PEST	USE RATES Fl. oz./A	APPLICATION INSTRUCTIONS
White Grubs Wireworm	8.5 (0.10 lb. a.i./A)	Apply as a (T-band) over an open furrow immediately prior to transplanting, or in- furrow with the transplant in sufficient water for planting. May also be applied as a solid drench with transplant water at time of transplanting.

Foliar

PEST	USE RATES Fl. oz./A	APPLICATION INSTRUCTIONS
Aphids Blueberry maggot Fruitworms Japanese beetle Leaf rollers Leafhoppers Lecanium scale (crawlers) Obliquebanded leaf roller Plum curculio Red banded leafroller Spanworm Spotted Winged Drosophila Variegated leafroller	3.4 to 8.5 (0.04 to 0.10 lb. a.i./A)	Apply in a minimum of 2 gal./A finished spray by air or in a minimum of 10 gal./A with ground equipment. Make application at the start of infestation. Thorough coverage is required to control listed pests.
Banks Grass Mite Carmine Mite <i>Lygus</i> spp. Pacific Spider Mite Twospotted Spider Mite	6.8 to 8.5 (0.08 to 0.10 lb. a.i./A)	

Foliar Restrictions:

- **DO NOT** make applications less than 7 days apart.
- **DO NOT** apply within 1 day of harvest.

PEST	USE RATES Fl. oz./A	APPLICATION INSTRUCTIONS
Blueberry Maggot (larvae) White Grubs Wireworm	8.5 (0.10 lb. a.i./A)	PPI: This product can be tank mixed and applied with PPI herbicides, insecticides and fungicides where allowed. Incorporation of this product should not be any deeper than the intended planting depth. Incorporation depth should be close to the intended planting depth.
	3.4 to 8.5 (0.4 to 0.10 lb. a.i./A)	PRE: This product can be tank mixed and applied with PRE herbicides.

PPI (Site Preparation) & PRE

CANEBERRIES (CROP SUBGROUP 13-07A) [Not approved for use in California]

Bingleberries, blackberries, dewberries, loganberries, lowberries, marionberries, olallieberries, raspberries, and youngberries.

USE RESTRICTIONS:

- **DO NOT** exceed 0.2 lb. a.i./A per year including at-plant, foliar, PPI, and PRE applications of this and other bifenthrin- containing products.

At-plant

PEST	USE RATES Fl. oz./A	APPLICATION INSTRUCTIONS
White Grubs Wireworm	8.5 (0.10 lb. a.i./A)	Apply as a 5- to 7-inch band (T-band) over an open furrow in sufficient water for planting, or in-furrow with the seed. May be applied through transplant water at time of transplanting.

Foliar

PEST	USE RATES Fl. oz./A	APPLICATION INSTRUCTIONS
Leafrollers Orange Tortrix Root Weevils Spotted Winged Drosophila	4.3 to 8.5 (0.05 to 0.10 lb. a.i./A)	Apply by air or ground equipment using sufficient water to obtain full coverage of foliage (minimum of 10 gal./A by air and 50 gal./A by ground). One application may be made pre-bloom with a second application post-bloom.
Raspberry Crown Borer Spider Mites	8.5 (0.10 lb. a.i./A)	For Crown Borer, apply 0.1 lb. bifenthrin/A post-harvest (fall) or pre-bloom (spring), as a drench application directed at the crown of plants in a minimum of 200 gal. water/A. For best results, make application at higher gallons (up to 400 gal./A) or prior to a significant rainfall event.

Foliar Restrictions:

- **DO NOT** make both pre-bloom foliar and pre-bloom drench applications.
- **DO NOT** apply within 3 days of harvest.

PPI (Site Preparation) & PRE

PEST	USE RATES Fl. oz./A	APPLICATION INSTRUCTIONS
White Grubs Wireworm	8.5 (0.10 lb. a.i./A)	PPI: This product can be tank mixed and applied with PPI pesticides labeled for site preparation. Incorporation of this product should not be any deeper than the intended planting depth. Incorporation depth should be close to the intended planting depth.
	8.5 (0.10 lb. a.i./A)	PRE: This product can be tank mixed and applied with PRE herbicides.

CANOLA, CRAMBE, RAPESEED [Not approved for use in California]

USE RESTRICTIONS:

- **DO NOT** apply more than 0.08 lb. a.i./A per year including at-plant, foliar, PPI, and PRE applications of this and other bifenthrin-containing products.

At-plant

PEST	USE RATES Fl. oz./A	APPLICATION INSTRUCTIONS
Army Cutworm Armyworm spp. Cutworm spp. Grape Colaspis Grubs Root Aphids Seed Corn Beetle Seed Corn Maggot Stalkborer Sugarcane Beetle True Armyworm Wireworm	6.8 (0.08 lb. a.i./A)	Apply as a 5- to 7-inch band (T-band) over an open furrow, or in-furrow with the seed.

Foliar

PEST	USE RATES Fl. oz./A	APPLICATION INSTRUCTIONS
Aphids Armyworms Cutworms Diamondback Moth Loopers Flea Beetle Flea Hopper Grasshopper Other Lepidopterous Larvae Plant Bug Stink Bugs Seedpod Weevil Thrips Whitefly	2.8 to 3.4 (0.033 to 0.040 lb. a.i./A)	Apply in a minimum of 2 gal./A finished spray by air or in a minimum of 10 gal./A with ground equipment. When applying by air, 1 to 2 qt. of emulsified oil may be substituted for 1 to 2 qt. of water in the finished spray. Thorough coverage is required to control listed pests.
Foliar Restrictions: <ul style="list-style-type: none"> DO NOT make applications less than 14 days apart. DO NOT apply within 35 days of harvest. 		

PPI & PRE

PEST	USE RATES Fl. oz./A	APPLICATION INSTRUCTIONS
Army Cutworm Armyworm spp. Cutworm spp. Grape Colaspis Grubs Root Aphids Seed Corn Beetle Seed Corn Maggot Stalkborer Sugarcane Beetle True Armyworm Wireworm (PPI only)	6.8 (0.08 lb. a.i./A)	PPI: This product can be tank mixed and applied with PPI herbicides. Incorporation of this product should not be any deeper than the intended planting depth and no deeper than 3 inches. Incorporation depth should be close to the intended seed planting depth.
	6.8 (0.08 lb. a.i./A)	PRE: This product can be tank mixed and applied with PRE herbicides.

USE RESTRICTIONS:

- **DO NOT** apply more than 0.5 lb. a.i./A per year including at-plant, foliar, PPI, and PRE applications of this and other bifenthrin- containing products.

At-Plant

PEST	USE RATES		APPLICATION INSTRUCTIONS
	Fl. oz./A	Fl. oz./1,000 lin. ft.	
Armyworm spp. Cutworm spp. Flea Beetle Larvae Wireworm	3.4 to 6.8 (0.04 to 0.08 lb. a.i./A)	0.2 to 0.39 (0.04 to 0.08 lb. a.i./A)	Apply as a 5- to 7-inch band over the row on the soil surface, a 5- to 7-inch band over the open furrow (T-band) in-furrow with the seed, or broadcast to the soil surface.
At-plant Restrictions: <ul style="list-style-type: none"> • DO NOT apply more than 0.1 lb. a.i./A per year as an at-plant application. 			

Foliar

PEST	USE RATES Fl. oz./A	APPLICATION INSTRUCTIONS
Aphids Beet Armyworm Cabbage Looper Cutworm Flea beetle Grasshoppers Leafminer Saltmarsh caterpillar Spotted Cucumber beetle Thrips Whitefly	2.8 to 8.5 (0.033 to 0.10 lb. a.i./A)	Apply using sufficient water to obtain uniform coverage. Apply with ground equipment using a minimum of 10 gal./A finished spray or a minimum of 2 gal./A by aircraft.
Two Spotted Spider Mite	6.8 to 8.5 (0.08 to 0.20 lb. a.i./A)	
Foliar Restrictions: <ul style="list-style-type: none"> • DO NOT make applications less than 7 days apart. • DO NOT apply within 3 days of harvest. 		

PPI & PRE

PEST	USE RATES Fl. oz./A	APPLICATION INSTRUCTIONS
Army Cutworm Armyworm spp. Cutworm spp. Grape Colaspis Grubs Root Aphids Seed Corn Beetle Seed Corn Maggot Wireworms (PPI Only)	3.4 to 6.8 (0.04 to 0.08 lb. a.i./A)	PPI: This product can be tank mixed and applied with PPI herbicides. Incorporation of this product should not be any deeper than the intended planting depth and no deeper than 3 inches. Incorporation depth should be close to the intended seed planting depth.
	3.4 to 6.8 (0.04 to 0.08 lb. a.i./A)	PRE: This product can be tank mixed and applied with PRE herbicides.

CITRUS (Crop Group 10-10)

Australian desert lime; Australian finger-lime; Australian round lime; Brown River finger lime; calamondin; citron; citrus hybrids; grapefruit; Japanese summer grapefruit; kumquat; lemon; lime; Mediterranean mandarin; mount white lime; New Guinea wild lime; orange, sour; orange, sweet; pummelo; Russell River lime; satsuma mandarin; sweet lime; tachibana orange; Tahiti lime; tangelo; tangerine (mandarin); tangor; trifoliate orange; uniq fruit; cultivars, varieties, and/or hybrids of these.

Use Instructions:

When applied as directed, this product will provide control of the following pests listed in the table below. Apply this product by ground equipment to bare soil beneath citrus trees. This product must be uniformly applied from the trunk to the drip line of tree. Apply in a minimum of 40.0 gallons of dilute spray per acre. Greater spray volume should insure greater uniformity of coverage. A pre- and post-application irrigation may aid in the uniformity of coverage as well.

This product protects citrus tree roots from citrus root weevils by forming a barrier through which they must burrow when the newly hatched neonates fall from the tree. After application minimize disturbance of the soil beneath the trees to maintain this barrier.

It is important to time applications correctly. Peak emergence of adult Diaprepes Weevil varies by citrus growing Region and is also dramatically affected by environmental factors such as soil moisture. Typically, two peaks are observed for Diaprepes, first in spring and then in late summer or early fall. For Southern Blue Green and Blue Green Citrus Weevils and Fuller Rose Beetle, a single emergence peak in the spring is typical. Brown and Little Leaf Notchers typically have three emergence peaks in spring, summer, and fall.

Since emergence varies seasonally and by location, observation of adults is the most accurate way to forecast timing of applications. Numbers of adults can be estimated by trapping during spring and summer during the active early morning and later afternoon periods. Egg laying occurs for 8 - 10 weeks following emergence from the soil, and larval invasion of the soil begins 2-3 weeks following adult emergence. It is critical to have the soil barrier in place before the neonates drop.

Use this product in conjunction with other tools in an integrated pest management program for Citrus Root Weevils. Good cultural practices, biological control of larvae and foliar control of adults are all important. Local university extension personnel can provide the most current information to protect citrus trees.

Additional information:

Apply to individual citrus resets, when not in solid planted rows, using hand-gun or shielded sprayer.

Note that although peak emergence of Diaprepes occurs in the spring, weather conditions can lead to emergence of this pest in the fall.

Use the highest rate (42.5 fl. oz.) to obtain the longest residual management of Diaprepes root weevil. If the citrus grove to be treated is in an area where weather conditions will promote more than one peak of pest emergence, make an initial application of 21.25 fl. oz. early season and second application of 21.25 fl. oz. later in the season.

Bare soil surface under drip line

PEST	USE RATES Fl. oz./A	APPLICATION INSTRUCTIONS
Asian Cockroach Fire Ants (<i>Solenopsis</i> spp.)	8.5 to 21.25 (0.10 to 0.25 lb. a.i./A)	Apply by ground in a minimum of 40 gallons of dilute spray per acre. Make uniform application to bare soil beneath the tree from the trunk to the drip line of the tree. Use a higher spray volume to ensure uniformity of coverage. Pre- and post-application irrigation may also aid in uniform coverage.
Blue Green Citrus Root Weevil Brown Leaf Notcher Diaprepes Root Weevil Little Leaf Notcher Southern Blue-Green Citrus Root Weevil	21.25 to 42.5 (0.25 to 0.50 lb. a.i./A)	
Bare soil surface under drip line Restrictions: <ul style="list-style-type: none">• DO NOT allow any application of this product to contact fruit or foliage.• DO NOT apply more than a total of 42.5 fl. oz. of formulated product (0.5 pound bifenthrin) per acre per year.• DO NOT apply by air.		

CORN

Field Corn (Grain and Silage), field corn grown for seed, popcorn, sweet corn, sweet corn grown for seed

At-Plant

PEST	USE RATES	APPLICATION INSTRUCTIONS
------	-----------	--------------------------

Page 17

	Fl. oz./A	Fl. oz./1,000 lin. ft.	
Corn Rootworm Larvae (Northern, Southern and Western)	6.8 to 17.0 (0.08 to 0.20 lb. a.i./A)	0.39 to 0.98 (0.08 to 0.20 lb. a.i./A)	Apply as a 5- to 7-inch band (T-band) over an open furrow, or in-furrow with the seed.
Army Cutworm Armyworm spp. Cutworm spp. Grape Colaspis Grubs Root Aphids Seed Corn Beetle Seed Corn Maggot Stalkborer Sugarcane Beetle True Armyworm Wireworm	3.4 to 13.6 (0.04 to 0.16 lb. a.i./A)	0.20 to 0.78 (0.04 to 0.16 lb. a.i./A)	For Army cutworm, Armyworm spp., Cutworm spp., Stalkborer, or True armyworm, apply as a 5- to 7-inch band over the row on the soil surface, a 5- to 7-inch band over the open furrow (T-band), in-furrow with the seed, or broadcast to the soil surface.
Asiatic Garden Beetle	6.8 to 17.0 (0.08 to 0.20 lb. a.i./A)	0.39 to 0.98 (0.08 to 0.20 lb. a.i./A)	
At-Plant Restrictions: <ul style="list-style-type: none"> • DO NOT apply more than 0.2 lb. a.i./A per year as an at-plant application. • For field corn: DO NOT apply more than 0.3 lb. a.i./A per year including at-plant, foliar, PPI and PRE applications of this and other bifenthrin products. • For sweet corn: DO NOT apply more than 0.2 lb. a.i./A per year including at-plant, foliar, PPI and PRE applications of this and other bifenthrin products. 			

Foliar

PEST	USE RATES Fl. oz./A	APPLICATION INSTRUCTIONS

<p>Aphids Army Cutworm Armyworm spp. Beet Armyworm Cereal Leaf Beetle Chinch Bug Common Stalk Borer Corn Earworm¹ Corn Rootworm Adults Cucumber Beetle Adult Cutworm spp. European Corn Borer² Fall Armyworm Flea Beetle Grasshoppers Greenbug Japanese Beetle Adult Sap Beetle Southern Armyworm Southern Corn Leaf Beetle Southwestern Corn Borer² Stinkbugs Tarnished Plant Bug True Armyworm Webworms Western Bean Cutworm Yellowstriped Armyworm</p>	<p>2.8 to 8.5 (0.033 to 0.10 lb. a.i./A)</p>	<p>Apply in a minimum of 2 to 5 gal./A of finished spray by aircraft or in a minimum of 10 gal./A with ground equipment. To improve control by aircraft, use 5 gal./A of finished spray particularly when initial populations are heavier than normal.</p> <p>When applying by air, 1 to 2 qt. of emulsified oil may be substituted for 1 to 2 qt. of water in the finished spray.</p> <p>Thorough coverage is required to control listed pests.</p> <p>¹ To Control Ear Attacking Pests: Apply this product just before silking and repeat as necessary to maintain control.</p> <p>² European Corn Borer, Southwestern Corn Borer: Make application for corn borer control with initial application at or shortly before egg hatch.</p> <p>For Control of Other Insect Pests: Apply when pests first appear and repeat, as necessary.</p> <p>³ For Control of Mites: Apply for Banks Grass Mite control when colonies first form prior to leaf damage or discoloration and before dispersal above the bottom third of the plant. For Carmine Mite and Twospotted Spider Mite control, apply when colonies first form prior to leaf damage or discoloration and before widespread mite dispersal throughout the canopy. Higher labeled rates will be necessary for heavier initial populations and corn under heat or drought stress. Dimethoate at 0.5 lb. dimethoate a.i./A in tank mixture has demonstrated good control under these conditions.</p> <p>For Mite Control in Texas, New Mexico, Oklahoma, and Arizona: Apply in a minimum of 5 gal./A of finished spray by aircraft or in a minimum of 10 gal./A with ground equipment.</p>
<p>Banks Grass Mite³ Carmine Mite³ Twospotted Spider Mite³</p>	<p>6.8 to 8.5 (0.08 to 0.10 lb. a.i./A)</p>	<p></p>
<p>Foliar Restrictions:</p> <ul style="list-style-type: none"> • For field corn: <ul style="list-style-type: none"> ○ DO NOT apply within 30 days of harvest for field corn (grain and silage), field corn grown for seed, and popcorn. ○ DO NOT graze livestock in treated areas or cut treated crops for feed within 30 days of the last application for field corn (grain and silage), field corn grown for seed, and popcorn. • For sweet corn: <ul style="list-style-type: none"> ○ DO NOT apply within 1 day of harvest for sweet corn or sweet corn grown for seed. ○ DO NOT graze livestock in treated areas or cut treated crops for feed within 1 day of the last application for sweet corn or sweet corn grown for seed. • DO NOT use ultra-low volume (ULV) application on corn. • DO NOT make aerial or ground applications to corn if heavy rainfall is imminent. 		

PPI & PRE

PEST (PRE and PPI unless noted)	USE RATES Fl. oz./A	APPLICATION INSTRUCTIONS
<p>Armyworm spp. Black Cutworm Grape Colaspis (PPI only) Seed Corn Beetle Seed Corn Maggot (PPI only)</p>	<p>4.0 to 5.3 (0.047 to 0.062 lb. a.i./A)</p>	<p>PPI: This product can be tank mixed and applied with PPI herbicides. Incorporation of this product should not be any deeper than the intended planting depth and no deeper than 3 inches. Incorporation depth should be close to the intended seed planting depth.</p>
<p>Stalkborer (PRE only)</p>	<p>3.4</p>	<p>PRE: This product can be tank mixed and applied with PRE</p>

White Grub (PPI only) Wireworm (PPI only)	(0.04 lb. a.i./A)	herbicides.
--	-------------------	-------------

COTTON [Not approved for use in California]

USE RESTRICTIONS:

- **DO NOT** apply more than 0.5 lb. a.i./A per year including at-plant, foliar, PRE, and PPI applications of this and other bifenthrin- containing products in all states except in California.
- **DO NOT** make more than 10 synthetic pyrethroid applications (of one product or combination of products) to a cotton crop in one growing season. Synthetic pyrethroid products include cyfluthrin, cypermethrin, esfenvalerate, fenpropathrin, gamma-cyhalothrin, lambda-cyhalothrin, permethrin, and zeta-cypermethrin

At-plant

PEST	USE RATES		APPLICATION INSTRUCTIONS
	Fl. oz./A	Fl. oz./1,000 lin. ft.	
Cutworm spp Grape Colaspis Root Maggot Seedcorn Maggot White Grub Wireworm	1.7 to 8.5 (0.02 to 0.10 lb. a.i./A)	0.1 to 0.5 (0.02 to 0.10 lb. a.i./A)	Apply as a 5- to 7-inch band (T-band) over an open furrow, or in- furrow with the seed.

Foliar

PEST	USE RATES Fl. oz./A	APPLICATION INSTRUCTIONS
European Corn Borer Soybean (Banded) Thrips Tobacco Thrips	1.7 to 8.5 (0.02 to 0.10 lb. a.i./A)	Apply as needed using sufficient water to obtain uniform coverage. Apply with ground equipment using a minimum of 5 gallons of finished spray per acre or a minimum of 1 gallon per acre by aircraft. This product may be applied in water or refined vegetable oil (soybean/cottonseed).
Boll Weevil ¹ Bollworm Cabbage Looper Cotton Aphid ² Cotton Fleahopper Cotton Leafperforator Cutworms Fall Armyworm Plant Bugs Saltmarsh Caterpillar Southern Garden Leafhopper Stink Bugs Tobacco Budworm Whitefly Yellow Striped Armyworm	3.4 to 8.5 (0.04 to 0.10 lb. a.i./A)	Application in Water: Apply in a minimum of 5 gallons per acre with ground equipment or 1 gallon per acre by aircraft. When applying by air, 1 qt. of emulsified oil may be substituted for 1 qt. of water in the finished spray. ULV Application: Apply the recommended rate of this product in refined vegetable oil in a minimum of 1 qt. of finished spray per acre with aircraft calibrated to give adequate coverage. ¹ Boll Weevil: Apply this product at an interval of 3 to 4 days until pest numbers are reduced to acceptable levels. ² Aphids and Mites: Apply when pests first appear. Repeat as necessary to maintain control. Higher rates will be required once a damaging threshold is established.
Beet Armyworm Carmine Spider Mite ² <i>Lygus</i> spp. Pink Bollworm Twospotted Spider Mite ²	5.1 to 8.5 (0.06 to 0.10 lb. a.i./A)	
Foliar Restrictions: <ul style="list-style-type: none"> • DO NOT apply within 14 days of harvest. • DO NOT graze livestock in treated areas or cut treated crops for feed. 		

PPI & PRE

PEST (PPI only unless noted)	USE RATES Fl. oz./A	APPLICATION INSTRUCTIONS
Cutworm spp. (PPI and PRE) Grape Colaspis Root Maggot Seedcorn Maggot White Grub Wireworm	3.4 to 8.5 (0.04 to 0.10 lb. a.i./A)	PPI: This product can be tank mixed and applied with PPI herbicides. Incorporation of this product should not be any deeper than the intended planting depth and no deeper than 3 inches. Incorporation depth should be close to the intended seed planting depth. PRE: This product can be tank mixed and applied with PRE herbicides.

CUCURBITS (Crop Group 9)

chayote (fruit); Chinese waxgourd (Chinese preserving melon); citron melon; cucumber; gherkin; gourd; *Lagenaria* (edible) spp. (hyotan, cucuzza); *Luffa* spp. (hechima, Chinese okra); *Momordica* spp. (balsam apple, balsam pear, bitter melon, Chinese cucumber); muskmelon (hybrids and/or cultivars of *Cucumis melo*) (true cantaloupe, cantaloupe, casaba, crenshaw melon, golden pershaw melon, honeydew melon, honey balls, mango melon, Persian melon, pineapple melon, Santa Claus melon, and snake melon); pumpkin (*Cucurbita* spp.); squash, summer (crookneck squash, scallop squash, straightneck squash, vegetable marrow, zucchini); squash, winter (acorn squash, butternut squash, calabaza, hubbard squash (*C. mixta*; *C. pepo*), spaghetti squash); watermelon (hybrids and/or varieties of *Citrullus* spp.)

USE RESTRICTIONS:

- DO NOT** apply more than 0.3 lb. a.i./A per year including at-plant, foliar PPI and PRE applications of this and other bifenthrin- containing products.

At-Plant

PEST	USE RATES		APPLICATION INSTRUCTIONS
	Fl. oz./A	Fl. oz./1,000 lin. ft.	
Cucumber Beetle Larvae	6.8 to 8.5 (0.08 to 0.10 lb. a.i./A)	0.39 to 0.49 (0.08 to 0.10 lb. a.i./A)	Apply as a 5- to 7-inch band (T-band) over an open furrow, or in-furrow with the seed. May be applied through transplant water at time of transplanting.
Army Cutworm Armyworm spp. Cutworm spp. Flea Beetle Larvae Grubs True Armyworm Wireworm	3.4 to 6.8 (0.04 to 0.08 lb. a.i./A)	0.20 to 0.39 (0.04 to 0.08 lb. a.i./A)	To control cucumber beetle larvae, apply as a 5- to 7-inch band over an open furrow (T-band), or in-furrow with the seed. To control flea beetle larvae, grubs, and wireworm, apply as a 5- to 7- inch band over an open furrow (T-band), or in-furrow with the seed or transplant. To control army cutworm, armyworm spp., cutworm spp., and true armyworm, apply as a 5- to 7-inch band over the row on the soil surface, a 5- to 7-inch band over the open furrow (T-band), in-furrow with the seed, broadcast to the soil surface or banded over the row.

At-plant Restrictions:

- DO NOT** apply more than 0.1 lb. a.i./A per year as an at-plant application.

Foliar

PEST	USE RATES Fl. oz./A	APPLICATION INSTRUCTIONS
Aphids Armyworms Cabbage Looper Corn Earworm	3.4 to 8.5 (0.04 to 0.10 lb. a.i./A)	Apply in a minimum of 5 gal./A of finished spray by air or in a minimum of 20 gal./A with ground equipment. When applying by air 1 to 2 qt. of emulsified oil may be substituted for

Cucumber beetles Cutworms Grasshopper Leafhoppers Melonworm Pickleworm Plant Bug Rindworm Squash Bugs Squash Vine Borer Stink Bugs Tobacco Budworm		1 to 2 qt. of water in the finished spray. Make application at the start of infestation. Thorough coverage is required to control listed pests.
Carmine Mite <i>Lygus</i> spp. Mite Twospotted Spider Mite Whitefly	6.8 to 8.5 (0.08 to 0.10 lb. a.i./A)	
Foliar Restrictions: <ul style="list-style-type: none"> • DO NOT make more than two applications after bloom. • DO NOT make applications less than 7 days apart. • DO NOT apply within 3 days of harvest. 		

PPI & PRE

PEST	USE RATES Fl. oz./A	APPLICATION INSTRUCTIONS
Army Cutworm Armyworm spp. Cutworm spp. Flea Beetle Larvae Grubs Seed Corn Maggot True Armyworm Wireworms	6.8 to 8.5 (0.08 to 0.10 lb. a.i./A)	PPI: This product can be tank mixed and applied with PPI labeled pesticides. Incorporation of this product should not be any deeper than the intended planting depth. Incorporation depth should be close to the intended depth. Apply through drip or drip tape. Apply when soil is moist towards the end of the irrigation run.
	6.8 to 8.5 (0.08 to 0.10 lb. a.i./A)	PRE: This product can be tank mixed and applied with PRE pesticides. Apply through drip or drip tape. Apply when soil is moist towards the end of the irrigation run.

DRIED BEANS AND PEAS (Crop Subgroup 6C)

Dried cultivars of: adzuki bean; bean (*Lupinus*); bean (*Phaseolus*); bean (*Vigna*); blackeyed pea; broad bean (dry); catjang; chickpea; cowpea; crowder pea; field bean; field pea; guar; kidney bean; lablab bean; lentil; lima bean (dry); moth bean; mung bean; navy bean; pea (*Pisum*); pigeon pea; pinto bean; purple hulled peas; rice bean; southern pea; tepary bean; and urd bean

USE RESTRICTIONS:

- **DO NOT** apply more than 0.2 lb. a.i./A to peas, or 0.3 lb. a.i./A to beans per year including at-plant, foliar, PPI and PRE applications of this and other bifenthrin-containing products.

At-Plant

PEST	USE RATES		APPLICATION INSTRUCTIONS
	Fl. oz./A	Fl. oz./1,000 lin. ft.	
Corn Rootworm Larvae	6.8 to 8.5 (0.08 to 0.10 lb. a.i./A)	0.39 to 0.49 (0.08 to 0.10 lb. a.i./A)	Apply as a 5- to 7- inch band over the row on the soil surface, 5- to 7-inch band (T-band) over an open furrow, or in-furrow with the seed.

Army Cutworm Armyworm spp. Cutworm spp. Grape Colaspis Grubs Root Maggot Seedcorn Maggot True Armyworm Wireworm	3.4 to 6.8 (0.04 to 0.08 lb. a.i./A)	0.20 to 0.39 (0.04 to 0.08 lb. a.i./A)	For control of Army cutworm, Armyworm spp., Cutworm spp., or True armyworm, apply broadcast to the soil surface.
At-plant Restrictions: <ul style="list-style-type: none"> DO NOT apply more than 0.1 lb. a.i./A per year as an at-plant application. 			

Foliar

PEST	USE RATES Fl. oz./A	APPLICATION INSTRUCTIONS
Aster Leafhopper Flea Beetle Grasshoppers Leafhoppers	2.1 to 8.5 (0.025 to 0.10 lb. a.i./A)	Apply in a minimum of 2 gal./A of finished spray by air or in a minimum of 10 gal./A with ground equipment. When applying by air, 1 to 2 qt. of emulsified oil may be substituted
Alfalfa Caterpillar Aphids Bean Leaf Beetle Beet Armyworm Cloverworm Corn Earworm Corn Rootworm (Adult) Cucumber Beetles Cutworms European Corn Borer Fall Armyworm Grasshoppers Imported cabbageworm Japanese beetle (Adult) Leafminer Loopers Mexican Bean Beetle Pea Leaf Weevil Pea Weevil Plant Bug Saltmarsh caterpillar Sap Beetle Southern Armyworm Stink Bugs Tarnished Plant Bug Thrips Twospotted Spider Mite Tobacco budworm Webworms Western Bean Cutworm Whitefly Yellowstriped Armyworm	2.8 to 8.5 (0.033 to 0.10 lb. a.i./A)	for 1 to 2 qt. of water in the finished spray. Thorough coverage is required to control listed pests.
Banks Grass Mite Carmine Mite <i>Lygus</i> spp.	6.5 to 8.5 (0.08 to 0.10 lb. a.i./A)	

Foliar Restrictions:

- **DO NOT** apply within 14 days of harvest.
- **DO NOT** make applications less than 7 days apart.

PPI & PRE

PEST	USE RATES Fl. oz./A	APPLICATION INSTRUCTIONS
Army Cutworm Armyworm spp. Cutworm spp. Grape Colaspis Grubs Root Maggot True Armyworm Wireworm (PPI only)	6.8 to 8.5 (0.08 to 0.10 lb. a.i./A)	PRE: This product can be tank mixed and applied with PRE pesticides. Apply in a minimum of 10 gal./A.
	6.8 to 8.5 (0.08 to 0.10 lb. a.i./A)	PPI: This product can be tank mixed and applied with PPI herbicides. Incorporation of this product should not be any deeper than the intended planting depth and no deeper than 3 inches. Incorporation depth should be close to the intended seed planting depth. Apply in a minimum of 10 gal./A.

EGGPLANT

USE RESTRICTIONS:

- **DO NOT** apply more than 0.2 lb. bifenthrin acre per year including at-plant, foliar, PPI and PRE applications of this and other bifenthrin-containing products.

At-Plant

PEST	USE RATES		APPLICATION INSTRUCTIONS
	Fl. oz./A	Fl. oz./1,000 lin. ft.	
Army Cutworm Armyworm spp. Cutworm spp. Grubs Root Maggot True Armyworm Wireworm	3.4 to 6.8 (0.04 to 0.08 lb. a.i./A)	0.2 to 0.39 (0.04 to 0.08 lb. a.i./A)	Apply as a 5- to 7-inch band over the row on the soil surface, a 5- to 7-inch band over the open furrow (T-band), or in-furrow with the transplant or seed. For control of Army Cutworm, Armyworm spp., Cutworm spp., or True Armyworm, apply broadcast to the soil surface.
Rootworm Larvae	6.8 to 8.5 (0.08 to 0.10 lb. a.i./A)	0.39 to 0.49 (0.08 to 0.10 lb. a.i./A)	
At-plant Restrictions:			
<ul style="list-style-type: none"> • DO NOT apply more than 0.1 lb. a.i./A per year as an at-plant application. 			

Foliar

PEST	USE RATES Fl. oz./A	APPLICATION INSTRUCTIONS
Armyworms (Including Beet) Armyworm, Fall Armyworm, Southern Cabbage Looper Colorado Potato Beetle Corn Earworm	2.8 to 8.5 (0.033 to 0.10 lb. a.i./A)	Apply in a minimum of 2 gal./A finished spray by air or in a minimum of 10 gal./A with ground equipment. When applying by air, 1 to 2 qt. of emulsified oil may be substituted for 1 to 2 qt. of water in the finished spray.

Page 24

Cucumber Beetle		Make application at the start of infestation. Thorough coverage is required to control listed pests.
Cutworms		
European Corn Borer		
Flea Beetle		
Leafminers		
Loopers		
Pepper weevil		
Plant Bug		
Stink Bug		
Thrips		
Tomato Hornworm		
Tomato Pinworm		
Vegetable Leafminer		
Whitefly		
Yellowstriped Armyworm		
Banks Grass Mite	6.8 to 8.5 (0.08 to 0.10 lb. a.i./A)	
Broad Mite		
Carmine Mite		
<i>Lygus</i> spp.		
Pacific Spider Mite		
Twospotted Spider Mite		
Foliar Restrictions:		
<ul style="list-style-type: none">• DO NOT make applications less than 7 days apart.• DO NOT apply within 7 days of harvest.		

PPI & PRE

PEST	USE RATES Fl. oz./A	APPLICATION INSTRUCTIONS
Army Cutworm	3.4 to 8.5 (0.04 to 0.10 lb. a.i./A)	PPI: This product can be tank mixed and applied with PPI herbicides. Incorporation of this product should not be any deeper than the intended planting depth. Incorporation depth should be close to the intended depth. Post Plant Soil Applied: Apply through drip or drip tape. Apply when soil is moist towards the end of the irrigation run.
Armyworm spp.		
Cutworm spp.		
Grubs		
Root Maggot		
True Armyworm		
Wireworm	8.5 (0.10 lb. a.i./A)	PRE: This product can be tank mixed and applied with PRE pesticides. Post Plant Soil Applied: Apply through drip or drip tape. Apply when soil is moist towards the end of the irrigation run.

GRAPES [Not approved for use in California]

USE RESTRICTIONS:

- DO NOT** apply more than 0.1 lb. a.i./A per year including at-plant, foliar, PPI and PRE applications of this and other bifenthrin- containing products.

At-plant

PEST	USE RATES Fl. oz./A	APPLICATION INSTRUCTIONS
Grape (<i>Phylloxera</i> - suppression only)	8.5 (0.10 lb. a.i./A)	Apply at time of planting over an open furrow in sufficient water for planting. May be applied through transplant water at time of transplanting.
White Grubs		
Wireworms		

Foliar

PEST	USE RATES Fl. oz./A	APPLICATION INSTRUCTIONS
Cutworms Eastern Grape Leafhopper Grape Berry Moth Grapevine Root Borer Japanese Beetles Adults Lady Beetle (<i>Scymnus</i> spp.) Variegated Leafhopper Western Grape Leafhopper	4.3 to 8.5 (0.05 to 0.10 lb. a.i./A)	Apply in a minimum of 10 gal./A of finished spray by air or in a minimum of 25 gal./A of finished spray with ground equipment. When applying by air, 1 to 2 qt. of emulsified oil may be substituted for 1 to 2 qt. of water in the finished spray. Make application at the start of infestation. Thorough coverage is required to control listed pests.
Black Vine Weevil Glassywinged Sharpshooter Twospotted Spider Mite	8.5 (0.10 lb. a.i./A)	When pest pressure is moderate to severe, use higher rate.
Foliar Restrictions: <ul style="list-style-type: none"> DO NOT apply within 30 days of harvest. 		

PPI (Site Preparation) & PRE

PEST	USE RATES Fl. oz./A	APPLICATION INSTRUCTIONS
Grape (<i>Phylloxera</i> - suppression only) Vine Mealybug	8.5 (0.10 lb. a.i./A)	Post Plant Soil Applied: Apply through drip or Drop Tape. Apply when soil is moist towards the end of the irrigations run. PPI: This product can be tank mixed and applied with PPI pesticide labeled for site preparation. Incorporation of this product should not be any deeper than the intended planting depth. Incorporation depth should be close to the intended depth. PRE: This product can be tank mixed and applied with PRE pesticides.

GRASS FORAGE, FODDER, AND HAY GROUP AND GRASS GROWN FOR SEED, PASTURE AND RANGELAND

bahiagrass; barnyardgrass; bentgrass; Bermudagrass; bluegrass, Kentucky; bluestem, big; bromegrass, smooth; buffalograss; canarygrass, reed; centipedegrass; crabgrass; cupgrass; dallisgrass; dropseed, sand; fescue, Kentucky; foxtail, meadow; gramagrass, eastern; grama, side-oats; grass, guinea; grass, Indian; Johnsongrass; lovegrass; napiergrass; oatgrass; orchardgrass; pangolagrass; paspalum; redtop; ryegrass, Italian; St. Augustine grass; sprangletop; squirreltailgrass; stargrass; sudangrass; switchgrass; timothy; wheatgrass, crested; wildrye grass and zoysia grass. Also included are sorghum forages and their hybrids.

USE RESTRICTIONS:

- DO NOT** apply more than 0.2 lb. bifenthrin to Grass Forage, Fodder, Hay Group and Grass Grown for Seed, Pasture, and Rangeland including at-plant, foliar, PPI, and PRE applications of this and other bifenthrin-containing products.

NOTE: Use on grasses is limited to the States of Idaho, Oregon, and Washington.

At-Plant

PEST	USE RATES		APPLICATION INSTRUCTIONS
	Fl. oz./A	Fl.oz./1,000 lin. ft.	
Army Cutworm Armyworm spp. Cutworm spp. Grape Colaspis Grubs Root Maggot True Armyworm Wireworm	8.5 (0.10 lb. a.i./A)	0.39 (0.10 lb. a.i./A)	Apply as a 5- to 7-inch band over the row on the soil surface, a 5- to 7- inch band over the open furrow (T-band), or in-furrow with the seed. Apply in a minimum of 5.0 gal./A when applied as in- furrow or T-band application. For control of Army cutworm, Cutworm spp., True armyworm, or Armyworm spp., apply broadcast over the soil surface.

Foliar

PEST	USE RATES Fl. oz./A	APPLICATION INSTRUCTIONS
Alfalfa Caterpillar Alfalfa Looper Alfalfa Weevil Ant spp. Armyworm, fall; Armyworm, southern; Armyworm, true; Armyworm, yellowstriped; Banks Grass Mite Black Grass Bug Blue Alfalfa Aphid ¹ Carmine Mite Cereal Leaf Beetle Chinch Bug Cricket Cutworms Egyptian Alfalfa Weevil (larvae & adult) Flea Beetles Grass Mealybug Grasshoppers Green Cloverworm Green Peach Aphid ¹ Hornworms Hunting Bill Bug <i>Lygus</i> spp. Meadow Spittlebug Pea Aphid ¹ Plant Bug spp. Potato Leafhopper Range caterpillar Spotted Alfalfa Aphid ¹ Stink Bugs Threecornered Alfalfa Hopper Velvetbean Caterpillar Webworms	8.5 (0.10 lb. a.i./A)	Apply as insects appear in sufficient volume of water to ensure thorough coverage of foliage. Use higher recommended dosage for increased pest pressure or for increased residual pest control. DO NOT exceed maximum allowable rate. Apply in a minimum of 2 gal./A of finished spray by air or in a minimum of 10 gal./A with ground equipment. Higher volumes of finished spray may improve insect control under high temperatures, when foliage is dense and/or when insect pressure is high.
¹ Aphid control may be variable depending on spp. present and host-plant relationships. Foliar Restrictions: <ul style="list-style-type: none"> DO NOT apply within 30 days of harvest for forage and hay. DO NOT make applications less than 14 days apart. 		

PPI & PRE

PEST	USE RATES Fl. oz./A	APPLICATION INSTRUCTIONS
Army Cutworm Armyworm spp. Cutworm spp. Grape Colaspis Grubs Root Maggot	8.5 (0.10 lb. a.i./A)	PPI: This product can be tank mixed and applied with PPI-labeled herbicides. Incorporation of this product should not be any deeper than the intended planting depth and no deeper than 3 inches. Incorporation depth should be close to the intended seed planting depth. Apply in a minimum of 10 gal./A.

True Armyworm Wireworm (PPI only)	8.5 (0.10 lb. a.i./A)	PRE: This product can be tank mixed and applied with PRE pesticides. Apply in a minimum of 10 gal./A.
--------------------------------------	--------------------------	--

GROUNDCHERRIES, TOMATILLOS, & TOMATOES

USE RESTRICTIONS:

- DO NOT** apply more than 0.4 lb. a.i./A per year including at-plant, foliar, PPI, and PRE applications of this and other bifenthrin- containing products.

At-Plant

PEST	USE RATES		APPLICATION INSTRUCTIONS
	Fl. oz./A	Fl. oz./1,000 lin. ft.	
Army Cutworm Armyworm spp. Cutworm spp. Flea Beetle Larvae Grubs Root Maggot Stalkborer True Armyworm Wireworm	3.4 to 6.8 (0.04 to 0.08 lb. a.i./A)	0.2 to 0.39 (0.04 to 0.08 lb. a.i./A)	Apply as a 5- to 7-inch band over the row on the soil surface, a 5- to 7-inch band over the open furrow (T-band), or in-furrow with the transport or seed. May be applied through transplant water at time of transplanting. For control of Army cutworm, Armyworm spp., Cutworm spp., Stalkborer, or True armyworm, apply broadcast to the soil surface.
Rootworm Larvae	6.8 to 8.5 (0.08 to 0.10 lb. a.i./A)	0.39 to 0.49 (0.08 to 0.10 lb. a.i./A)	
At-plant Restrictions: <ul style="list-style-type: none"> DO NOT apply more than 0.1 lb. a.i./A per year as an at-plant application. 			

Foliar

PEST	USE RATES Fl. oz./A	APPLICATION INSTRUCTIONS
------	------------------------	--------------------------

Aphids Armyworms (including Beet) Armyworm, Fall Armyworm, Southern Bean Leaf Beetle Cabbageworm Carmine Mite Cloverworm Corn earworm Corn Rootworm Cucumber Beetles Cutworms Diamondback Moth European Corn Borer Flea Beetles Flea Hopper Grasshopper Japanese Beetle (Adult) Leafhoppers Loopers <i>Lygus</i> spp. Melonworm Pea Weevil Pea Leaf Weevil Pickleworm Plant Bug Rindworm Salt Marsh Caterpillar Sap Beetle Seedpod Weevil Squash Bugs Stink bug spp. Tobacco Budworm Tarnished Plant Bug Thrips Whitefly Yellowstriped Armyworm	2.8 to 6.8 (0.033 to 0.08 lb. ai./A)	Apply in water. Apply the specified dosage in 5 to 50 gal./A of finished spray by air or 10 to 50 gal./A of finished spray by ground. Make application at the start of infestation. Thorough coverage is required to control listed pests.
Twospotted Spider Mite	6.8 to 8.5 (0.08 to 0.10 lb. a.i./A)	
Foliar Restrictions: <ul style="list-style-type: none"> DO NOT make applications less than 10 days apart. DO NOT apply within 1 day of harvest. 		

PPI & PRE

PEST	USE RATES Fl. oz./A	APPLICATION INSTRUCTIONS
Army Cutworm Armyworm spp. Cutworm spp. Flea Beetle Larvae Garden Symphylans Grubs True Armyworm Wireworm	3.4 to 6.8 (0.04 to 0.08 lb. a.i./A)	PPI: This product can be tank mixed and applied with PPI herbicides. Incorporation of this product should not be any deeper than the intended planting depth and no deeper than 3 inches. Incorporation depth should be close to the intended seed planting depth. Post Plant Soil Applied: Apply through drip or drip tape. Apply when soil is moist towards the end of the irrigation run.
	6.8 (0.08 lb. a.i./A)	PRE: This product can be tank mixed and applied with PRE herbicides. Post Plant Soil Applied: Apply through drip or drip tape. Apply when soil is moist towards the end of the irrigation run.

HOPS [Not approved for use in California]

USE RESTRICTIONS:

- **DO NOT** exceed 0.3 lb. a.i./A per year including at-plant, foliar, lay-by, PPI and PRE applications of this and other bifenthrin- containing products.
- Use of ultra-low volume (ULV) application on hops is prohibited.

At-plant

PEST	USE RATES Fl. oz./A	APPLICATION INSTRUCTIONS
Grape Colaspis Rootworms Sweet Potato Flea Beetle White grub Wireworms	5.1 to 8.5 (0.06 to 0.10 lb. a.i./A)	Apply in a T-band that ensures coverage of the entire furrow, immediately prior to planting, or at planting. May also be applied as a soil drench with transplant water at time of transplanting. Apply in a minimum of 10 gal./A of spray.

Foliar

PEST	USE RATES Fl. oz./A	APPLICATION INSTRUCTIONS
Aphids Armyworms Cutworms Leafrollers Loopers	5.1 to 8.5 (0.06 to 0.10 lb. a.i./A)	Application by ground: For best results, full coverage is essential. Early season recommend 100 to 150 gal. of spray/A. Late season recommend 200 to 250 gal. of spray/A. For Root Weevil control, make a directed spray to the base of the plant. Spray up the vine 3 feet and the soil surface 1.5 to 2 ft on either side of the plant. Application by air for late season control of twospotted spider mites: Apply no less than 6.4 oz (0.1 lb. bifenthrin)/application in a minimum of 10 gal./A.
Root Weevils	4.3 to 8.5 (0.05 to 0.10 lb. a.i./A)	
Twospotted Spider Mite	8.5 (0.10 lb. a.i./A)	

Foliar Restrictions:

- **DO NOT** exceed 0.1 lb. a.i./A foliar application.
- **DO NOT** make applications less than 21 days apart.
- **DO NOT** apply within 14 days of harvest

Lay-By

PEST	USE RATES Fl. oz./A	APPLICATION INSTRUCTIONS
Grape Colaspis Rootworms White grub Wireworms	5.1 to 8.5 (0.06 to 0.10 lb. a.i./A)	Apply this product to the transplant area and incorporate with cultivation equipment set to throw soil towards the hill. Apply in a minimum of 10 gal./A of spray.

PPI

PEST	USE RATES Fl. oz./A	APPLICATION INSTRUCTIONS
Grape Colaspis Rootworms White grub Wireworms	5.1 to 8.5 (0.06 to 0.10 lb. a.i./A)	Apply this product to the transplant area and incorporate to planting depth. Apply in a minimum of 10 gal./A of spray. May be applied as a broadcast application or an incorporated band application.

PRE & Post-Plant Soil Applied

PEST	USE RATES Fl. oz./A	APPLICATION INSTRUCTIONS
Grape Colaspis Rootworms White grub Wireworms	5.1 to 8.5 (0.06 to 0.10 lb. a.i./A)	Apply through drip or drip tape. Apply when soil is moist towards the end of the irrigation run.

LEAFY BRASSICAS (Crop Subgroup 5B), TURNIP GREENS

Bok choy, broccoli raab, collards, kale, mizuna, mustard greens, mustard spinach, rape greens, turnip greens

USE RESTRICTIONS:

- DO NOT** apply more than 0.4 lb. a.i./A per year including at-plant, foliar, PRE and PPI applications of this and other bifenthrin- containing products.

At-Plant

PEST	USE RATES		APPLICATION INSTRUCTIONS
	Fl. oz./A	Fl. oz./1,000 lin. ft.	
Army Cutworm Armyworm spp. Bulb Mites Cutworm spp. Grubs Lettuce Root Aphid Root Maggot True Armyworm Wireworm	3.4 to 6.8 (0.04 to 0.08 lb. a.i./A)	0.20 to 0.39 (0.04 to 0.08 lb. a.i./A)	Apply as a 5-to 7- inch band over the row on the soil surface, 5- to 7- inch band (T-band) over an open furrow, or in-furrow with the seed or transplant. May be applied through transplant water at time of transplanting For control of Army cutworm, Armyworm spp., Cutworm spp., or True armyworm, apply broadcast to the soil surface.
Rootworm Larvae	6.8 to 8.5 (0.08 to 0.10 lb. a.i./A)	0.39 to 0.49 (0.08 to 0.10 lb. a.i./A)	
At-plant Restrictions: <ul style="list-style-type: none"> DO NOT apply more than 0.1 lb. a.i./A per year as an at-plant application. 			

PEST	USE RATES Fl. oz./A	APPLICATION INSTRUCTIONS
Aphids Armyworms Corn Earworm Crickets Cutworms Cucumber Beetles Diamondback Moth Flea Beetles Grasshoppers Ground Beetles Imported Cabbageworm Japanese Beetle (adult) Leafhoppers Loopers Saltmarsh Caterpillar Stink Bugs Thrips Tobacco Budworm Whitefly Wireworm (adults)	2.8 to 8.5 (0.033 to 0.10 lb. a.i./A)	Apply in a minimum of 2 gal./A of finished spray by air or in a minimum of 10 gal./A with ground equipment. When applying by air, 1 to 2 qt. of emulsified oil may be substituted for 1 to 2 qt. of water in the finished spray. Make application at the start of infestation. Thorough coverage is required to control listed pests.
Banks Grass Mite Carmine Mite <i>Lygus</i> spp. Pacific Spider Mite Twospotted Spider Mite	6.8 to 8.5 (0.08 to 0.10 lb. a.i./A)	
Foliar Restrictions: <ul style="list-style-type: none"> DO NOT make applications less than 7 days apart. DO NOT apply within 7 days of harvest. 		

PPI & PRE

PEST	USE RATES Fl. oz./A	APPLICATION INSTRUCTIONS
Army Cutworm Armyworm spp. Cutworm spp. Flea Beetle Larvae Grubs	3.4 to 6.8 (0.04 to 0.08 lb. a.i./A)	PPI: This product can be tank mixed and applied with PPI-labeled herbicides. Incorporation of this product should not be any deeper than the intended planting depth. Incorporation depth should be close to the intended depth. Post Plant Soil Applied: Apply through drip or drip tape. Apply when soil is moist towards the end of the irrigation run.
Lettuce Root Aphid Root Maggots True Armyworm Wireworms	3.4 to 6.8 (0.04 to 0.08 lb. a.i./A)	PRE: This product can be tank mixed and applied with PRE pesticides. Post Plant Soil Applied: Apply through drip or drip tape. Apply when soil is moist towards the end of the irrigation run.

LEAFY PETIOLE VEGETABLES (Crop Subgroup 4B) [Not approved for use in California]

Cardoon, celery, celtuce, Chinese celery, florence fennel, rhubarb, Swiss chard

USE RESTRICTIONS:

- DO NOT** apply more than 0.5 lb. a.i./A per year including at-plant, foliar, PRE and PPI applications of this and other bifenthrin- containing products.

At-plant

PEST	USE RATES Fl. oz./A	APPLICATION INSTRUCTIONS
Cutworm spp. Garden Symphlans Lettuce Root Aphid	3.4 to 8.5 (0.04 to 0.10 lb. a.i./A)	Apply as a 5- to 7-inch band (T-band) over an open furrow, or in-furrow with the seed. May be applied through transplant water at time of transplanting.

Foliar

PEST	USE RATES Fl. oz./A	APPLICATION INSTRUCTIONS
Aphids Armyworms Corn Earworm Crickets Cucumber Beetles Cutworms Diamondback Moth Flea Beetles Ground Beetles Imported Cabbageworm Leafhoppers Loopers Saltmarsh Caterpillar Stink Bugs Thrips Tobacco Budworm Whitefly Wireworm (adults)	3.4 to 8.5 (0.04 to 0.10 lb. a.i./A)	Apply in a minimum of 2 gal./A of finished spray by air or in a minimum of 10 gal./A of finished spray with ground equipment. When applying by air, 1 to 2 qt. of emulsified oil may be substituted for 1 to 2 qt. of water in the finished spray. Make application at the start of infestation. Thorough coverage is required to control listed pests.
Banks Grass Mite Carmine Mite <i>Lygus</i> spp. Pacific Spider Mite Twospotted Spider Mite	6.8 to 8.5 (0.08 to 0.10 lb. a.i./A)	
Foliar Restrictions: <ul style="list-style-type: none"> DO NOT make applications less than 7 days apart. DO NOT apply within 7 days of harvest. 		

PPI & PRE

PEST	USE RATES Fl. oz./A	APPLICATION INSTRUCTIONS
Army cutworm Armyworm spp.	8.5 (0.10 lb. a.i./A)	PPI: This product can be tank mixed and applied with PPI-labeled herbicides. Incorporation of this product should not be any deeper than the intended planting depth. Incorporation depth should be close to the intended depth.
Cutworm spp. Flea Beetle Larvae Grubs True Armyworm Wireworm	3.4 to 8.5 (0.04 to 0.10 lb. a.i./A)	PRE: This product can be tank mixed and applied with PRE pesticides.

LETTUCE (HEAD)

USE RESTRICTIONS:

- DO NOT** apply more than 0.5 lb. a.i./A per year including at-plant, foliar, PRE and PPI applications of this and other bifenthrin- containing products.

At-Plant

PEST	USE RATES		APPLICATION INSTRUCTIONS
	Fl. oz./A	Fl. oz./1,000 lin. ft.	
Army Cutworm	3.4 to 6.8	0.20 to 0.39	Apply as a 5- to 7- inch band over the row on the soil surface, 5- to 7- inch

Armyworm spp.	(0.04 to 0.08	(0.04 to 0.08	band (T-band) over an open furrow, or in-furrow with the seed or transplant. May be applied through transplant water at time of transplanting. For control of Army cutworm, Armyworm spp., Bulb mites, Cutworm spp., or True armyworm, apply broadcast to the soil surface.
Bulb Mites Cutworm spp. Grubs Lettuce Root Aphid Root Maggot True Armyworm Wireworm	lb. a.i./A)	lb. a.i./A)	
Rootworm Larvae	6.8 to 8.5 (0.08 to 0.10 lb. a.i./A)	0.39 to 0.49 (0.08 to 0.10 lb. a.i./A)	
At-plant Restrictions:			
<ul style="list-style-type: none"> DO NOT apply more than 0.1 lb. a.i./A per year as an at-plant application. 			

Foliar

PEST	USE RATES Fl. oz./A	APPLICATION INSTRUCTIONS
Aphids	2.8 to 8.5	Apply in water as necessary for insect control using a minimum of 15 gal./A of finished spray with ground equipment and 5 gal./A by air. When applying by air, 1 to 2 qt. of emulsified oil may be substituted for 1 to 2 qt. of water in the finished spray. Thorough coverage is required to control listed pests.
Armyworms Corn Earworm Cucumber Beetles Cutworms Diamondback Moth Flea Beetles Imported Cabbageworm Leafhoppers Loopers Salt Marsh Caterpillar Stink Bug spp. Tobacco Budworm Whitefly	(0.033 to 0.10 lb. a.i./A)	
Carmine Mite <i>Lygus</i> spp. Twospotted Spider Mite	6.8 to 8.5 (0.08 to 0.10 lb. a.i./A)	
Foliar Restrictions:		
<ul style="list-style-type: none"> DO NOT make applications less than 7 days apart. DO NOT apply within 7 days of harvest. 		

PPI

PEST	USE RATES Fl. oz./A
Garden Symphylans Lettuce Root Aphid	6.8 to 8.5 (0.08 to 0.10 lb. a.i./A)

MAYHAW [Not approved for use in California]

USE RESTRICTIONS:

- DO NOT** apply more than 0.2 lb. a.i./A per year including at-plant, foliar, PPI, and PRE applications of this and other bifenthrin- containing products.

Foliar

PEST	USE RATES Fl. oz./A	APPLICATION INSTRUCTIONS
Plum Curculio	6.8 to 8.5 (0.08 to 0.10 lb. a.i./A)	Apply foliar treatments in at least 28 gal./A.

Foliar Restrictions: <ul style="list-style-type: none"> Apply no more than once every 7 days. DO NOT apply within 30 days of harvest. 		
PEST	USE RATES Fl. oz./A	APPLICATION INSTRUCTIONS
White Grub Wireworm	8.5 (0.10 lb. a.i./A)	PPI: This product can be tank mixed and applied with PPI-labeled herbicides. Incorporation of this product should not be any deeper than the intended planting depth. Incorporation depth should be close to the intended depth. PRE: This product can be tank mixed and applied with PRE pesticides.

OKRA

USE RESTRICTIONS:

- DO NOT** apply more than 0.2 lb. a.i./A per year including at-plant, foliar, PPI, and PRE applications of this and other bifenthrin- containing products.

At-Plant

PEST	USE RATES		APPLICATION INSTRUCTIONS
	Fl. oz./A	Fl. oz./1,000 lin. ft.	
Armyworm Cutworm spp Flea Beetle Larvae Grape Colaspis Root Maggot White Grub Wireworm	3.4 to 6.8 (0.04 to 0.08 lb. a.i./A)	0.2 to 0.39 (0.04 to 0.08 lb. a.i./A)	Apply as a 5- to 7-inch band over the row on the soil surface, a 5- to 7- inch band over the open furrow (T-band), in-furrow with the seed, or broadcast to the soil surface.

At-plant Restrictions:

- DO NOT** apply more than 0.1 lb. a.i./A per year as an at-plant application.

Foliar

PEST	USE RATES Fl. oz./A	APPLICATION INSTRUCTIONS
Aphids Armyworms Corn earworm Cucumber Beetles Cutworms European Corn Borer Flea Beetles Japanese Beetle (Adult) Leafminers Loopers Stink bugs Thrips Whitefly	2.8 to 8.5 (0.033 to 0.10 lb. a.i./A)	Apply as needed using sufficient water to obtain uniform coverage. Apply with ground equipment using a minimum of 10 gal./A of finished spray or a minimum of 2 gal./A by aircraft.
Broad Mite Carmine Mite <i>Lygus</i> spp. Twospotted Spider Mite	6.8 to 8.5 (0.08 to 0.10 lb. a.i./A)	

Foliar Restrictions:

- DO NOT** make applications less than 7 days apart.
- DO NOT** apply within 7 days of harvest.

PEST (PPI only unless noted)	USE RATES Fl. oz./A	APPLICATION INSTRUCTIONS
Cutworm spp. (PPI & PRE) Flea Beetle Larvae Grape Colaspis Root Maggot White Grub Wireworm	3.4 to 8.5 (0.04 to 0.10 lb. a.i./A)	This product can be tank mixed and applied with PPI or PRE herbicides. Incorporation of this product should not be any deeper than the intended planting depth and no deeper than 3 inches. Incorporation depth should be close to the intended seed planting depth.

PEANUT [Not approved for use in California]

USE RESTRICTIONS:

- **DO NOT** apply more than 0.5 lb. a.i./A per year including at-plant, foliar PPI, or PRE applications of this and other bifenthrin- containing products.

At-Plant

PEST	USE RATES		APPLICATION INSTRUCTIONS
	Fl. oz./A	Fl. oz./1,000 lin. ft.	
Aphids Leafhoppers Thrips Wireworms	6.8 to 8.5 (0.08 to 0.10 lb. a.i./A)	0.39 to 0.49 (0.08 to 0.10 lb. a.i./A)	Apply as a 5- to 7-inch band (T-band) over an open furrow, or in- furrow with the seed.

Foliar

PEST	USE RATES Fl. oz./A	APPLICATION INSTRUCTIONS
Beet Armyworm Corn Earworm Cutworm spp. Fall Armyworm Grasshoppers Green Cloverworm Leafhoppers Lesser Cornstalk borer Loopers Rednecked peanut worm Southern Armyworm Southern Corn Rootworm Stink Bugs Threecornered alfalfa hopper Velvetbean caterpillar Yellowstriped armyworm	2.8 to 8.5 (0.033 to 0.10 lb. a.i./A)	Apply in a minimum of 10 gal./A with ground equipment or 2 gal./A by aircraft.
Aphids Spider Mites Thrips Whitefly	6.8 to 8.5 (0.08 to 0.10 lb. a.i./A)	
Foliar Restrictions: <ul style="list-style-type: none">• DO NOT make applications less than 14 days apart.• DO NOT apply within 14 days of harvest.• DO NOT feed green immature plants and peanut hay to livestock.		

PEAR [Not approved for use in California]

USE RESTRICTIONS:

- DO NOT** apply more than 0.5 lb. a.i./A per year including at-plant, PRE, PPI and foliar applications of this and other bifenthrin-containing products with no more than 0.45 lb. a.i./A applied after petal fall.

Foliar

PEST	USE RATES Fl. oz./A	APPLICATION INSTRUCTIONS
Aphids Codling Moth Cutworms Green Fruitworm Leafhoppers Leafminers Leafrollers <i>Lygus</i> spp. Plant Bugs Plum Curculio San Jose Scale (Crawlers) Stink Bugs Tarnished Plant Bugs	3.4 to 17.1 (0.04 to 0.20 lb. a.i./A)	Application by ground: Apply as a dilute (minimum of 200 gal./A of finished spray) or concentrate spray in sufficient water (minimum of 50 gal./A of finished spray) to provide thorough coverage. Application by air: Apply the specified dosage in a minimum of 10 gal./A by air.
Twospotted Spider mite Yellow Mite	5.1 to 17.1 (0.06 to 0.20 lb. a.i./A)	
European Red Mite	6.8 to 17.1 (0.08 to 0.20 lb. a.i./A)	
Foliar Restrictions: <ul style="list-style-type: none">• DO NOT make applications less than 30 days apart.• Apply up to 14 days prior to harvest.• DO NOT graze livestock in treated orchards or cut treated cover crops for feed.		

PEPPERS (BELL and NON-BELL) & PEPINO

USE RESTRICTIONS:

- DO NOT** apply more than 0.2 lb. a.i./A per year including at-plant, foliar PPI, and PRE applications of this and other bifenthrin- containing products.

At-Plant

PEST	USE RATES		APPLICATION INSTRUCTIONS
	Fl. oz./A	Fl. oz./1,000 lin. ft.	
Army Cutworm Armyworm spp. Cutworm spp. Flea Beetle Larvae Grubs Pepper Maggot Root Aphid Root Maggot Stalk Borer	3.4 to 6.8 (0.04 to 0.08 lb. a.i./A)	0.2 to 0.39 (0.04 to 0.08 lb. a.i./A)	Apply as a 5- to 7-inch band over the row on the soil surface, a 5- to 7-inch band over the open furrow (T-band), or in-furrow with the transplant or seed. May be applied through transplant water at time of transplanting. For control of Army cutworm, Armyworm spp., Cutworm spp., Stalk borer, or True armyworm: Apply broadcast over the soil surface.

True Armyworm Wireworm		
Rootworm Larvae	6.8 to 8.5 (0.08 to 0.10 lb. a.i./A)	0.39 to 0.49 (0.08 to 0.10 lb. a.i./A)
At-plant Restrictions: <ul style="list-style-type: none"> DO NOT apply more than 0.1 lb. a.i./A per year as an at-plant application. 		

Foliar

PEST	USE RATES Fl. oz./A	APPLICATION INSTRUCTIONS
Armyworms (Including Beet) Armyworm, Fall Armyworm, Southern Cabbage Looper Colorado Potato Beetle Corn Earworm Cucumber Beetle Cutworms European Corn Borer Flea Beetle Leafminers Loopers Pepper weevil Plant Bug Stink Bug Thrips Tomato Hornworm Tomato Pinworm Vegetable Leafminer Whitefly Yellowstriped Armyworm	2.8 to 8.5 (0.033 to 0.10 lb. a.i./A)	Apply in a minimum of 2 gal./A of finished spray by air or in a minimum of 10 gal./A with ground equipment. When applying by air, 1 to 2 qt. of emulsified oil may be substituted for 1 to 2 qt. of water in the finished spray. Make application at the start of infestation. Thorough coverage is required to control listed pests.
Broad Mite Carmine Mite <i>Lygus</i> spp. Pacific Spider Mite Twospotted Spider Mite	6.8 to 8.5 (0.08 to 0.10 lb. a.i./A)	
Foliar Restrictions: <ul style="list-style-type: none"> DO NOT make applications less than 7 days apart. DO NOT apply within 7 days of harvest. 		

PPI & PRE

PEST	USE RATES Fl. oz./A	APPLICATION INSTRUCTIONS
Army Cutworm Armyworm spp. Cutworm spp. Flea Beetle Larvae Grubs	3.4 to 8.5 (0.04 to 0.10 lb. a.i./A)	PPI: This product can be tank mixed and applied with PPI-labeled herbicides. Incorporation of this product should not be any deeper than the intended planting depth. Incorporation depth should be close to the intended depth. Post Plant Soil Applied: Apply through drip or drip tape. Apply when soil is moist towards the end of the irrigation run.
True Armyworm Wireworm	8.5 (0.10 lb. a.i./A)	PRE: This product can be tank mixed and applied with PRE pesticides. Post Plant Soil Applied: Apply through drip or drip tape. Apply when soil is moist towards the end of the irrigation run.

ROOT CROPS (Except Sugar Beets and Garden Beets) (Crop Subgroup 1B) [Not approved for use in California]

Burdock, edible; carrot; celeriac; chervil, turnip-rooted; chicory; garden beet; ginseng; horseradish; parsley, turnip-rooted; parsnip; radish; radish, oriental; rutabaga; salsify; salsify, black; salsify, Spanish; skirret; and turnip.

USE RESTRICTIONS:

- **DO NOT** apply more than 0.5 lb. a.i./A per year including at-plant, foliar PPI and PRE applications of this and other bifenthrin- containing products.

At-plant

PEST	USE RATES Fl. oz./A	APPLICATION INSTRUCTIONS
Crown and Root Aphids	8.5	Apply as a 5- to 7-inch band (T-band) over an open furrow, or in-furrow with the seed. May be applied through transplant water at time of transplanting.
Cutworms	(0.10 lb. a.i./A)	
Flea Beetles		
Root and Seedcorn Maggots		
Wireworms		

Foliar

PEST	USE RATES Fl. oz./A	APPLICATION INSTRUCTIONS
Aphids	6.8 to 8.5 (0.08 to 0.10 lb. a.i./A)	Apply foliar treatments in at least 25 gal./A.
Beet Armyworm		Make application at the start of infestation. Thorough coverage is required to control listed pests.
Celery Leaf Tier		
Corn Earworm		
Cross Striped Cabbageworm		
Cutworms		
Diamondback Moth		
European Corn Borer		
Fall Armyworm		
Fire Ants		
Flea Beetles		
Green Cloverworm		
Hornworms		
Imported Cabbageworm		
Loopers		
Southern Armyworm		
Spider Mites		
Tobacco Budworm		
Velvetbean Caterpillar		
Whitefly		
Yellowstriped Armyworm		

Foliar Restrictions:

- Apply no more than once every 7 days.
- **DO NOT** apply within 21 days of harvest.

PPI & PRE

PEST	USE RATES Fl. oz./A	APPLICATION INSTRUCTIONS
Crown and Root Aphids	8.5	PPI: This product can be tank mixed and applied with PPI-labeled herbicides. Incorporation of this product should not be any deeper than the intended planting depth. Incorporation depth should be close to the intended depth.
Cutworms	(0.10 lb. a.i./A)	
Flea Beetles		
Root and Seedcorn Maggots	8.5	PRE: This product can be tank mixed and applied with PRE pesticides.
Wireworms		

(0.10 lb. a.i./A)

SOYBEANS [Not approved for use in California]

USE RESTRICTIONS:

- DO NOT** apply more than 0.3 lb. a.i./A per year including at-plant, foliar, PPI, and PRE applications of this and other bifenthrin-containing products.

At-Plant

PEST	USE RATES		APPLICATION INSTRUCTIONS
	Fl. oz./A	Fl. oz./1,000 lin. ft.	
Army Cutworm	3.4 to 6.8	0.20 to 0.39	Apply as a 5- to 7- inch band over the row on the soil surface, 5- to 7-inch band (T-band) over an open furrow, or in-furrow with the seed.
Armyworm spp.	(0.04 to 0.08 lb. a.i./A)	(0.04 to 0.08 lb. a.i./A)	
Bean Leaf Beetle Larvae			For control of Army cutworm, Armyworm spp., Cutworm spp., or True armyworm , apply broadcast over the soil surface.
Cutworm spp.			
Grape Colaspis			
Grubs			
Root Maggot			
Seed Corn Beetle			
Seedcorn Maggot			
True Armyworm			
Wireworm			
Rootworm Larvae	6.8 to 8.5 (0.08 to 0.10 lb. a.i./A)	0.39 to 0.49 (0.08 to 0.10 lb. a.i./A)	
At-plant Restrictions:			
<ul style="list-style-type: none"> DO NOT apply more than 0.1 lb. a.i./A per year as an at-plant application. 			

Foliar

PEST	USE RATES Fl. oz./A	APPLICATION INSTRUCTIONS
Alfalfa Caterpillar	2.8 to 8.5	Apply in a minimum of 10 gal./A with ground equipment or 2 gal./A by aircraft.
Aphids	(0.033 to 0.10 lb. a.i./A)	Pyrethroid resistance is common for Beet Armyworm and Tobacco Budworm . Please consult your local or state agricultural authority to determine if resistant pest populations are in your area. If so, refer to the resistance management statement in the DIRECTIONS FOR USE section of this label.
Armyworms		
Bean Leaf Beetle Larvae		
Blister Beetle spp.		
Corn Earworm		
Corn Rootworm Adult		
Cowpea Curculio		
Cucumber Beetle Adult		
Cutworms		
Dectes Stem Borer		
European Corn Borer		
False Cinch Bug		
Flea Beetle		
Grasshoppers		
Green cloverworm		
Hornworms		
Imported Cabbageworm		

Japanese Beetle Adult Leaf Skeletonizer spp. Leafhoppers Leafminers Adults Lesser Cornstalk Borer Loopers Kudzu Bug Mexican Bean Beetle Painted Lady (Thistle) Caterpillar Pea Leaf Weevil Saltmarsh Caterpillar Seedcorn Maggot Adult Silverspotted Skipper Spittlebug Stink Bug Three Cornered Alfalfa Hopper Thrips Tobacco Budworm Velvetbean Caterpillar Webworm Woollybear Caterpillar		
<i>Lygus</i> spp. Twospotted Spider Mite Whitefly	6.8 to 8.5 (0.08 to 0.10 lb. a.i./A)	
Foliar Restrictions: <ul style="list-style-type: none"> DO NOT make applications less than 30 days apart. DO NOT apply within 18 days of harvest. 		

PPI & PRE

PEST (PPI only unless noted)	USE RATES Fl. oz./A	APPLICATION INSTRUCTIONS
Armyworm spp. (PRE and PPI)	4.0 to 5.3	PPI: This product can be tank mixed and applied with PPI herbicides. Incorporation of this product should not be any deeper than the intended planting depth and no deeper than 3 inches. Incorporation depth should be close to the intended seed planting depth.
Bean Leaf Beetle	(0.047 to 0.062 lb.	
Black Cutworm (PRE and PPI)	a.i./A)	
Seed Corn Beetle		
Seed Corn Maggot	3.4	PRE: This product can be tank mixed and applied with PRE herbicides.
Stalkborer Larvae	(0.04 lb. a.i./A)	
White Grub		
Wireworm		

SPINACH

USE RESTRICTIONS:

- DO NOT** apply more than 0.4 lb. a.i./A per year including at-plant, foliar, PPI, and PRE applications of this and other bifenthrin- containing products.

At-Plant

PEST	USE RATES		APPLICATION INSTRUCTIONS
	Fl. oz./A	Fl. oz./1,000 lin. ft.	

Garden Symphylans Rootworm Larvae	6.8 to 8.5 (0.08 to 0.10 lb. a.i./A)	0.39 to 0.49 (0.08 to 0.10 lb. a.i./A)	Apply as a 5- to 7- inch band over the row on the soil surface, 5- to 7- inch band (T-band) over an open furrow, or in-furrow with the seed.
Army Cutworm Armyworm spp. Cutworm spp. Grubs Root Maggot Seedcorn Maggot True Armyworm Wireworm	3.4 to 6.8 (0.04 to 0.08 lb. a.i./A)	0.20 to 0.39 (0.04 to 0.08 lb. a.i./A)	For control of Army cutworm, Armyworm spp., Cutworm spp., or True armyworm, apply broadcast to the soil surface.
At-plant Restrictions: <ul style="list-style-type: none"> DO NOT apply more than 0.1 lb. a.i./A per year as an at-plant application. 			

Foliar

PEST	USE RATES Fl. oz./A	APPLICATION INSTRUCTIONS
Armyworms Colorado Potato Beetle Corn Earworm Cucumber Beetles Cutworms European Corn Borer Flea Beetles Leafminers Loopers Pepper Weevil Tomato Hornworm Tomato Pinworm Thrips Whitefly	2.8 to 8.5 (0.033 to 0.10 lb. a.i./A)	Apply the specified dosage in 5 to 50 gal./A of finished spray by air or 10 to 50 gal./A of finished spray by ground. For control of fire ants, apply this product to the soil (at planting) or as a foliar treatment by ground or air at rates of up to 0.1 lb. bifenthrin/A at minimum 7-day intervals up to a maximum of 4 applications. For control of whiteflies, apply foliar treatments of this product by ground or air at rates of up to 0.1 lb. bifenthrin/A at minimum 7-day intervals up to a maximum of 4 applications. DO NOT apply within 40 days of harvest.
Banks Grass Mite Broad Mite Carmine Mite Fire Ants <i>Lygus</i> spp. Pacific Spider Mite Twospotted Spider Mite	6.8 to 8.5 (0.08 to 0.10 lb. a.i./A)	
Foliar Restrictions: <ul style="list-style-type: none"> DO NOT make applications less than 7 days apart. DO NOT apply within 40 days of harvest. 		

PPI

PEST	USE RATES Fl. oz./A
Garden Symphylans Seed Corn Maggot Wireworms	3.4 to 6.8 (0.04 to 0.08 lb. a.i./A)

SUCCULENT PEAS AND BEANS (Crop Subgroups 6A and 6B)

bean (*Phaseolus* spp.): broadbean (succulent), lima bean (green), runner bean, snap bean, wax bean; bean, (*Vigna* spp.): asparagus bean, blackeyed pea, Chinese longbean, cowpea, moth bean, purple hull pea, southern pea, yardlong bean; jackbean; pea (*Pisum* spp.): dwarf pea, edible-pod pea, English pea, garden pea, green pea, pigeon pea, snow pea, sugar snap pea; soybean (immature seed); and sword bean.

USE RESTRICTIONS:

- **DO NOT** apply more than 0.2 lb. a.i./A per year including at-plant, PRE, PPI and foliar applications of this and other bifenthrin- containing products.

At-Plant

PEST	USE RATES		APPLICATION INSTRUCTIONS
	Fl. oz./A	Fl. oz./1,000 lin. ft.	
Army Cutworm Armyworm spp. Cutworm spp. Grape Colaspis Grubs Root Maggot Seedcorn Maggot True Armyworm Wireworm	3.4 to 6.8 (0.04 to 0.08 lb. a.i./A)	0.20 to 0.39 (0.04 to 0.08 lb. a.i./A)	Apply as a 5-to 7- inch band over the row on the soil surface, 5- to 7-inch band (T-band) over an open furrow, or in-furrow with the seed. For control of Army cutworm, Armyworm spp., Cutworm spp., or True armyworm, apply broadcast to the soil surface.
Rootworm Larvae	6.8 to 8.5 (0.08 to 0.10 lb. a.i./A)	0.39 to 0.49 (0.08 to 0.10 lb. a.i./A)	
At-plant Restrictions: <ul style="list-style-type: none">DO NOT apply more than 0.1 lb. a.i./A per year as an at-plant application.			

Foliar

PEST	USE RATES Fl. oz./A	APPLICATION INSTRUCTIONS
Aster Flea Beetle Leafhopper	2.1 to 8.5 (0.025 to 0.10 lb. a.i./A)	Apply in a minimum of 2 gal./A finished spray by air or in a minimum of 10 gal./A with ground equipment.
Adult Sap Beetle Alfalfa Caterpillar Aphids Armyworm, Beet Armyworm, Fall Armyworm, Southern Armyworm, Yellowstriped Bean Leaf Beetle Cloverworm Corn earworm Corn Rootworm Adult Cucumber Beetle Cutworms European Corn Borer Grasshoppers Japanese Beetle Loopers Pea Leaf Weevil Pea Weevil Plant Bug Stink Bugs Tarnished Plant Bug Thrips Webworms Western Bean Cutworm Whitefly	2.8 to 8.5 (0.033 to 0.10 lb. a.i./A)	When applying by air, 1 to 2 qt. emulsified oil may be substituted for 1 to 2 qt. water in the finished spray. Make application at the start of infestation. Thorough coverage is required to control listed pests.
Banks Grass Mite	6.8 to 8.5	

Carmine Mite <i>Lygus</i> spp. Twospotted spider mite	(0.08 to 0.10 lb. a.i./A)	
Foliar Restrictions: <ul style="list-style-type: none"> DO NOT apply within 3 days of harvest. DO NOT make applications less than 3 days apart. 		

PPI & PRE

PEST	USE RATES Fl. oz./A	APPLICATION INSTRUCTIONS
Army Cutworm Armyworm spp. Cutworm spp. Grape Colaspis Grubs Root Maggot True Armyworm Wireworm (PPI only)	6.8 to 8.5 (0.08 to 0.10 lb. a.i./A)	PPI: This product can be tank mixed and applied with PPI herbicides. Incorporation of this product should not be any deeper than the intended planting depth and no deeper than 3 inches. Incorporation depth should be close to the intended seed planting depth. Apply in a minimum of 10 gal./A. Post Plant Soil Applied: Apply through drip or drip tape. Apply when soil is moist towards the end of the irrigation run.
	6.8 to 8.5 (0.08 to 0.10 lb. a.i./A)	PRE: This product can be tank mixed and applied with PRE herbicides. Post Plant Soil Applied: Apply through drip or drip tape. Apply when soil is moist towards the end of the irrigation run.

TOBACCO

USE RESTRICTIONS:

- DO NOT** apply more than 0.2 lb. a.i./A per year including at-plant, foliar, PRE, and PPI applications of this and other bifenthrin- containing products.

At-Transplant & Pre-Transplant

PEST	USE RATES		APPLICATION INSTRUCTIONS
	Fl. oz./A	Fl. oz./1,000 lin. ft.	
Armyworm spp. Cutworm spp. Flea Beetle Larvae Mole Cricket Stalkborer White Grubs Wireworm	3.4 to 8.5 (0.04 to 0.10 lb. a.i./A)	0.2 to 0.49 (0.04 to 0.10 lb. a.i./A)	At-transplant water treatment application: Apply 0.0625 to 0.1000 lb. bifenthrin/A in a water treatment application volume of 10 to 200 gal./A. Pre-transplant soil applications: Use of suitable equipment to incorporate into top 4 in of the soil is required to control below-ground pests. May be tank mixed with other herbicides approved for tobacco use.
Pre-Transplant & At-Transplant Restrictions: <ul style="list-style-type: none"> DO NOT apply later than lay-by. 			

Foliar

PEST	USE RATES Fl. oz./A	APPLICATION INSTRUCTIONS
Aphid spp.* Armyworm spp. Chinch Bugs Cutworm spp. Flea Beetle (Adults) Grasshoppers Green Bugs Japanese Beetles	3.4 to 8.5 (0.04 to 0.10 lb. a.i./A)	Apply 0.04 to 0.10 lb. bifenthrin/A/foliar application up to, and including, lay-by in a minimum of 10 gal./A. May be tank mixed with other herbicides approved for tobacco use.

Stink Bugs Tarnished plant bugs Thrips Whiteflies		
Hornworm Tobacco Budworm	6.8 to 8.5 (0.08 to 0.10 lb. a.i./A)	
<i>Lygus</i> spp. Spider mites	8.5 (0.10 lb. a.i./A)	
<p>*See resistance statement under “Directions for Use” section.</p> <p>Foliar Restrictions:</p> <ul style="list-style-type: none"> • DO NOT make more than 2 foliar applications per year. • DO NOT apply later than layby. 		

TREE NUTS [Not approved for use in California]

African nut-tree; almond; almond, tropical; beechnut; Brazil nut; Brazilian pine; bunya; bur oak; butternut; cajou nut; candlenut; cashew; chestnut; chinquapin; coconut; coquito nut; dika nut; ginkgo; Guiana chestnut; hazelnut (filbert); heartnut; hickory nut; Japanese horse-chestnut; macadamia nut; mongongo nut; monkey-pot; monkey puzzle nut; okari nut; Pachira nut; peach palm nut; pecan; pequi; pili nut; pine nut; pistachio; sapucaia nut; walnut, black; walnut, English; yellowhorn; cultivars, varieties, and/or hybrids of these

USE RESTRICTIONS:

- **DO NOT** apply more than 0.5 lb. a.i./A (1 qt. product) per year including at-plant, PRE, PPI and foliar applications of this and other bifenthrin-containing products.

Foliar

PEST	USE RATES Fl. oz./A	APPLICATION INSTRUCTIONS
Black Pecan Aphid Codling Moth Filbert Worm Hickory Shuckworm Leaffooted Bugs Navel Orangeworm Oblique Banded Leafroller Peach Twig Borer Pecan Leaf Casebearer Pecan Nut Casebearer Pecan <i>Phylloxera</i> Plant Bugs Stink Bugs Walnut Aphid Yellow Pecan Aphid	4.3 to 17.1 (0.05 to 0.20 lb. a.i./A)	Apply by ground or air equipment using sufficient water to obtain full coverage of foliage. Apply as a dilute (minimum of 200 gal. /A of finished spray) or concentrate (minimum of 50 gal./A of finished spray) by ground or apply the specified amount in a minimum of 10 gal./A of finished spray by air.
European Red Mite Pecan Weevil Spider Mite spp.	6.8 to 17.1 (0.08 to 0.20 lb. a.i./A)	
Fire ants Walnut Husk Fly	8.5 to 17.1 (0.10 to 0.20 lb. a.i./A)	
Foliar Restrictions: <ul style="list-style-type: none">• DO NOT make applications less than 15 days apart.• DO NOT apply within 21 days of harvest for pecans and 7 days for all other registered tree nut crops.• DO NOT graze livestock in treated orchards or cut treated cover crops for feed.		

TUBEROUS AND CORM VEGETABLES (Crop Subgroup 1C)

Arracacha; arrowroot; artichoke (Chinese and Jerusalem); canna, edible; cassava (bitter and sweet); chayote (root); chufa; dasheen (taro); ginger; leren; potato; potato (sweet); tanier; turmeric; yam bean; yam, true.

USE RESTRICTIONS:

- DO NOT** apply more than 0.5 lb. a.i./A per year including at-plant, foliar, lay-by, PPI, and soil applications of this and other bifenthrin-containing products.

At-Plant

PEST	USE RATES Fl. oz./A	APPLICATION INSTRUCTIONS
Grape Colaspis Rootworms Sweet Potato Flea Beetle White Grub Wireworms	12.75 to 25.5 (0.15 to 0.30 lb. a.i./A)	For the control of sweet potato flea beetle, white grubs, and wireworms, this product may be applied as a soil-incorporated broadcast, directed bed spray or a T- band spray into the planting furrow. Apply this product at the rate of 0.15 to 0.30 lb. bifenthrin (12.75 to 25.50 fl. oz. product)/A in a minimum of 10 gal./A of spray.
At-Plant Restrictions: <ul style="list-style-type: none"> DO NOT apply more than 0.3 lb. a.i./A per year as an at-plant application. 		

Foliar

PEST	USE RATES Fl. oz./A	APPLICATION INSTRUCTIONS
Banded Cucumber Beetle Black Flea Beetle Corn Wireworm Cucumber Beetle Japanese Beetle Grubs June Beetle Rootworms Southern Potato Wireworm Sugarcane Beetle Sweetpotato Flea Beetle Sweetpotato Weevil Tobacco Wireworm White Grub Whitefringed Beetle	2.8 to 8.5 (0.033 to 0.10 lb. a.i./A)	Apply in a minimum of 3 gal./A of finished spray by air or in a minimum of 10 gal./A with ground equipment. For the control of the click beetles (wireworms), cucumber beetles (rootworms), flea beetles (adult life stages), May/June beetles (white grubs), and whitefringed beetles, this product may be applied as a foliar spray.
Foliar Restrictions: <ul style="list-style-type: none"> DO NOT make more than 2 foliar applications per year. DO NOT make applications less than 21 days apart. DO NOT apply within 21 days of harvest. 		

Lay-By

PEST	USE RATES Fl. oz./A	APPLICATION INSTRUCTIONS
Grape Colaspis Rootworms White Grub Wireworms	12.75 to 25.50 (0.15 to 0.30 lb. a.i./A)	This product may be applied as one or more soil directed and incorporated treatments at cultivation or lay-by for the control of wireworms and white grubs. Apply this product to the drill area and incorporate by cultivation equipment set to throw soil towards the drill area. Apply in a minimum of 10 gal./A of spray.

PPI

PEST	USE RATES Fl. oz./A	APPLICATION INSTRUCTIONS
Grape Colaspis	12.75 to 25.50	Apply this product to the transplant area and incorporate to planting depth.
Rootworms	(0.15 to 0.30 lb. a.i./A)	Apply this product in a minimum of 10 gal./A of spray. May be applied as a broadcast application or an incorporated band application.
White Grub		
Wireworm		

STORAGE AND DISPOSAL

PESTICIDE STORAGE: Keep out of reach of children and animals. Keep pesticide in original container. Store in a cool, dry place and avoid excess heat. **DO NOT** put concentrate or dilute into food or drink containers.

PESTICIDE DISPOSAL: Wastes resulting from the use of this product may be disposed of on site or at an approved waste disposal facility.

CONTAINER HANDLING: Nonrefillable container. DO NOT reuse this container to hold materials other than pesticides or dilute pesticides (rinsate). After emptying and cleaning, it may be allowable to temporarily hold rinsate or other pesticide-related materials in the container. Contact your state regulatory agency to determine allowable practices in your state. Once cleaned, some agricultural plastic pesticide containers can be taken to a container collection site or picked up for recycling. To find the nearest site, contact your chemical dealer or manufacturer, or contact The Agricultural Container Recycling Council (ACRC) at www.acrecycle.org. If not recycled, then puncture and dispose of in a sanitary landfill, or incineration, or if allowed by state and local authorities, by burning. If burned, stay out of smoke. Triple rinse or pressure rinse container (or equivalent) promptly after emptying.

[For containers up to 5 gallons: Triple rinse as follows: Empty the remaining contents into application equipment or a mix tank and drain for 10 seconds after the flow begins to drip. Fill the container ¼ full with water and recap. Shake for 10 seconds. Pour rinsate into application equipment or a mix tank or store rinsate for later use or disposal. Drain for 10 seconds after the flow begins to drip. Repeat this procedure two more times. **Pressure rinse as follows:** Empty the remaining contents into application equipment or a mix tank and continue to drain for 10 seconds after the flow begins to drip. Hold container upside down over application equipment or mix tank or collect rinsate for later use or disposal. Insert pressure rinsing nozzle in the side of the container, and rinse at about 40 PSI for at least 30 seconds. Drain for 10 seconds after the flow begins to drip.]

[For containers greater than 5 gallons and less than 56 gallons: Triple rinse as follows: Empty the remaining contents into application equipment or a mix tank. Fill the container ¼ full with water. Replace and tighten closures. Tip container on its side and roll it back and forth, ensuring at least one complete revolution, for 30 seconds. Stand the container on its end and tip it back and forth several times. Turn the container over onto its other end and tip it back and forth several times. Empty the rinsate into application equipment or a mix tank or store rinsate for later use or disposal. Repeat this procedure two more times. **Pressure rinse as follows:** Empty the remaining contents into application equipment or a mix tank and continue to drain for 10 seconds after the flow begins to drip. Hold container upside down over application equipment or mix tank or collect rinsate for later use or disposal. Insert pressure rinsing nozzle in the side of the container, and rinse at about 40 PSI for at least 30 seconds. Drain for 10 seconds after the flow begins to drip.]

[For containers greater than 56 gallons: To clean the container before final disposal, empty the remaining contents from this container into application equipment or mix tank. Fill the container about 10 percent full with water. Agitate vigorously or recirculate water with the pump for 2 minutes. Pour or pump rinsate into application equipment or rinsate collection system. Repeat this rinsing procedure two more times. For refillable containers: Refill this container with pesticide only. **DO NOT** reuse this container for any other purpose. Cleaning the container before final disposal is the responsibility of the person disposing of the container. Cleaning before refilling is the responsibility of the refiller. To clean the container before final disposal, empty the remaining contents from this container into application equipment or mix tank. Fill the container about 10 percent full with water. Agitate vigorously or recirculate water with the pump for 2 minutes. Pour or pump rinsate into application equipment or rinsate collection system. Repeat this rinsing procedure two more times. Offer for recycling or reconditioning, if available, or puncture and dispose of in a sanitary landfill, or by other procedures approved by state and local authorities.]

For help with any spill, leak, fire, or exposure involving this material, call day or night CHEMTREC – 1-800-424-9300.

CONDITIONS OF SALE AND LIMITATION OF WARRANTY AND LIABILITY

BEFORE BUYING OR USING THIS PRODUCT, read the entire Directions for Use and the following Conditions of Sale and Limitation of Warranty and Liability. By buying or using this product, the buyer or user accepts the following Conditions of Sale and Limitation of Warranty and Liability, which no employee or agent of GENERIC CROP SCIENCE, LLC or the seller is authorized to vary in any way.

Follow the Directions for Use of this product carefully. It is impossible to eliminate all risks inherently associated with the use of this product. Crop or other plant injury, ineffectiveness, or other unintended consequences may result from such risks as weather or crop conditions, mixture with other chemicals not specifically identified in this product’s label, or use of this product contrary to the label instructions, all of which are beyond the control of GENERIC CROP SCIENCE, LLC and the seller. The buyer or user of this product assumes all such inherent risks.

Subject to the foregoing inherent risks, GENERIC CROP SCIENCE, LLC warrants that this product conforms to the chemical description on the label and is reasonably fit for the purposes stated in the Directions for Use when the product is used in strict accordance with such Directions for Use under normal conditions of use. EXCEPT AS WARRANTED IN THIS LABEL AND TO THE EXTENT CONSISTENT WITH APPLICABLE LAW, THIS PRODUCT IS SOLD “AS IS,” AND GENERIC CROP SCIENCE, LLC MAKES NO OTHER WARRANTY, EXPRESS OR IMPLIED, INCLUDING BUT NOT LIMITED TO MERCHANTABILITY, FITNESS FOR A PARTICULAR PURPOSE, OR ELIGIBILITY OF THIS PRODUCT FOR ANY PARTICULAR TRADE USAGE.






IN THE UNLIKELY EVENT THAT BUYER OR USER BELIEVES THAT GENERIC CROP SCIENCE, LLC HAS BREACHED A WARRANTY CONTAINED IN THIS LABEL AND TO THE EXTENT REQUIRED BY APPLICABLE LAW, BUYER OR USER MUST SEND WRITTEN NOTICE OF ITS CLAIM TO THE FOLLOWING ADDRESS: GENERIC CROP SCIENCE, LLC, ATTENTION: LAW DEPARTMENT, P.O. BOX 1286, GREELEY, CO 80632-1286.

TO THE EXTENT CONSISTENT WITH APPLICABLE LAW, THE BUYER’S OR USER’S EXCLUSIVE REMEDY FOR ANY INJURY, LOSS, OR DAMAGE RESULTING FROM THE HANDLING OR USE OF THIS PRODUCT, INCLUDING BUT NOT LIMITED TO CLAIMS OF BREACH OF WARRANTY OR CONTRACT, NEGLIGENCE, STRICT LIABILITY, OR OTHER TORTS, SHALL BE LIMITED TO ONE OF THE FOLLOWING, AT THE ELECTION OF GENERIC CROP SCIENCE, LLC OR THE SELLER: DIRECT DAMAGES NOT EXCEEDING THE PURCHASE PRICE OF THE PRODUCT OR REPLACEMENT OF THE PRODUCT. TO THE EXTENT CONSISTENT WITH APPLICABLE LAW, GENERIC CROP SCIENCE, LLC AND THE SELLER SHALL NOT BE LIABLE TO THE BUYER OR USER OF THIS PRODUCT FOR ANY CONSEQUENTIAL, SPECIAL, OR INDIRECT DAMAGES, OR DAMAGES IN THE NATURE OF A PENALTY.

[All trademarks are the property of their respective owners.]
[Farmers First is a trademark of Farmers Business Network, Inc.]
[The sprout logo, “FBN”, and “Farmers Business Network” are registered service marks of Farmer’s Business Network, Inc.]
[<BRAND>™ or ® is a trademark of <TRADEMARK HOLDER>.]

{Note to Reviewer: The mention of the product name throughout this Master Label may be updated/replaced with the term “This product” on the Market Label.}

{Optional graphics to be used on any panel of final market label:}

<div>[www.FBN.com][FBN.com] [Available at www.FBN.com] [844-200-FARM (3276)] [Farmers First]</div>	<div> SCAN ME</div>	<div>{any color}  FARMERS BUSINESS NETWORK®</div>
<div></div>	<div></div>	<div></div>

		
 [INSECTICIDE] [Insecticide]		