



**UNITED STATES ENVIRONMENTAL PROTECTION AGENCY**  
**WASHINGTON, DC 20460**

**OFFICE OF CHEMICAL SAFETY  
AND POLLUTION PREVENTION**

October 17, 2023

Stephanie Herring  
Agent of Generic Crop Science  
c/o Wagner Regulatory Associates, Inc.  
P.O. Box 640  
7217 Lancaster Pike, Suite A  
Hockessin, DE 19707-0640

Subject: Notification per PRN 98-10 – Add Optional Marketing Language and Alternate Brand Name  
Product Name: GCS IMAZAMIDE SC HERBICIDE  
EPA Registration Number: 94730-11  
Application Date: 11/16/2022  
Case Number: 473102

Dear Stephanie Herring:

The Agency is in receipt of your Application for Pesticide Notification under Pesticide Registration Notice (PRN) 98-10 for the above referenced product. The Registration Division (RD) has conducted a review of this request for its applicability under PRN 98-10 and finds that the action requested falls within the scope of PRN 98-10.

The label submitted with the application has been stamped “NOTIFICATION” and placed in our records.

The alternate brand name, “**Farmers First™ Imazamide SC**” has been added to the product record.

Should you wish to add/retain a reference to the company’s website on your label, then please be aware that the website becomes labeling under the Federal Insecticide, Fungicide, and Rodenticide Act (FIFRA) and is subject to review by the Agency. If the website is false or misleading, the product would be misbranded and unlawful to sell or distribute under FIFRA section 12(a)(1)(E). 40 CFR 156.10(a)(5) lists examples of statements EPA may consider false or misleading. In addition, regardless of whether a website is referenced on your product’s label, claims made on the website may not substantially differ from those claims approved through the registration process. Therefore, should the Agency find or if it is brought to our attention that a website contains false or misleading statements or claims substantially differing from the EPA approved registration, the website will be referred to the EPA’s Office of Enforcement and Compliance.

Page 2 of 2  
EPA Reg. No. 94730-11  
Case No. 473102

If you have any questions, please contact Jenna Wiegand at 202-566-0437 or at [Wiegand.Jenna@epa.gov](mailto:Wiegand.Jenna@epa.gov).

Sincerely,



Emily Schmid, Product Manager 25  
Herbicide Branch  
Registration Division (7505P)  
Office of Pesticide Programs

[MASTER LABEL]

PRONAMIDE	GROUP	3	HERBICIDE
IMAZETHAPYR	GROUP	2	HERBICIDE

# GCS IMAZAMIDE SC HERBICIDE NOTIFICATION

[ABN: Willowood Imazamide SC Herbicide]

94730-11

[ABN: Farmers First™ Imazamide SC]

The applicant has certified that no changes, other than those reported to the Agency have been made to the labeling. The Agency acknowledges this notification by letter dated:

10/17/2023

[Master Label consists of:

- **Sub-Label A – Pages 2-13:** For alfalfa and clover.
- **Sub-Label B – Pages 14-22:** Turf grown for sod or on non-residential sites including golf courses, industrial and office building sites, stadium fields, or professional athletic fields.]

**ACTIVE INGREDIENTS\*:**

Pronamide: 3,5-dichloro-N-(1,1-dimethyl-2-propynyl) benzamide .....	32.50%
Imazethapyr (±)-2-[4,5-dihydro-4-methyl-4-(1-methylethyl)-5-oxo-1H-imidazol-2-yl]-5-ethyl-3-pyridinecarboxylic acid .....	1.73%
<b>OTHER INGREDIENTS:</b> .....	65.77%
<b>TOTAL:</b> .....	100.00%

**WT. BY %**

\*1 gallon contains 3 lbs. of active Pronamide and 0.16 lb. of active Imazethapyr.

## KEEP OUT OF REACH OF CHILDREN CAUTION/PRECAUCION

Si usted no entiende la etiqueta, busque a alguien para que se la explique a usted en detalle.  
(If you do not understand this label, find someone to explain it to you in detail.)

FIRST AID	
<b>IF SWALLOWED:</b>	<ul style="list-style-type: none"> <li>• Call a poison control center or doctor immediately for treatment advice.</li> <li>• Have person sip a glass of water if able to swallow.</li> <li>• Do not induce vomiting unless told to by a poison control center or doctor.</li> <li>• Do not give anything to an unconscious person.</li> </ul>
<b>IF ON SKIN OR CLOTHING:</b>	<ul style="list-style-type: none"> <li>• Take off contaminated clothing.</li> <li>• Rinse skin immediately with plenty of water for 15-20 minutes.</li> <li>• Call a poison control center or doctor for treatment advice.</li> </ul>
HOTLINE NUMBERS	
Have the product container or label with you when calling a poison control center or doctor or going for treatment. For 24-Hour Medical Emergency Assistance (Human or Animal), call: <b>1-800-222-1222</b> . For Chemical Emergency Assistance (Spill, Leak, Fire, or Accident), call CHEMTREC: <b>1-800-424-9300</b> .	

[Optional referral statements when booklets and container labels are used:]

[See label booklet for [complete] [additional] [First Aid,] [Precautionary Statements,] [Directions For Use,] and [Storage and Disposal.]]

**Manufactured For [By]:**  
Generic Crop Science, LLC  
1887 Whitney Mesa Dr., #9740  
Henderson, NV 89014

**EPA Reg. No.: 94730-11**  
**EPA Est. No.: XXXXX-XX-XXX**

**Net Contents:** \_\_\_\_\_ [Gals./L]

[SUB-LABEL A – For alfalfa and clover.]

PRONAMIDE	GROUP	3	HERBICIDE
IMAZETHAPYR	GROUP	2	HERBICIDE

# GCS IMAZAMIDE SC HERBICIDE

**[ABN: Willowood Imazamide SC Herbicide]**

**[ABN: Farmers First™ Imazamide SC]**

[A Herbicide for Use in Alfalfa and Clover]

<b>ACTIVE INGREDIENTS*:</b>	<b>WT. BY %</b>
Pronamide: 3,5-dichloro-N-(1,1-dimethyl-2-propynyl) benzamide .....	32.50%
Imazethapyr (±)-2-[4,5-dihydro-4-methyl-4-(1-methylethyl)-5-oxo-1H-imidazol-2-yl]-5-ethyl-3-pyridinecarboxylic acid .....	01.73%
<b>OTHER INGREDIENTS:</b> .....	65.77%
<b>TOTAL:</b> .....	<b>100.00%</b>

\*1 gallon contains 3 lbs. of active Pronamide and 0.16 lb. of active Imazethapyr.

## KEEP OUT OF REACH OF CHILDREN CAUTION/PRECAUCION

Si usted no entiende la etiqueta, busque a alguien para que se la explique a usted en detalle.  
 (If you do not understand this label, find someone to explain it to you in detail.)

FIRST AID	
<b>IF SWALLOWED:</b>	<ul style="list-style-type: none"> <li>• Call a poison control center or doctor immediately for treatment advice.</li> <li>• Have person sip a glass of water if able to swallow.</li> <li>• Do not induce vomiting unless told to by a poison control center or doctor.</li> <li>• Do not give anything to an unconscious person.</li> </ul>
<b>IF ON SKIN OR CLOTHING:</b>	<ul style="list-style-type: none"> <li>• Take off contaminated clothing.</li> <li>• Rinse skin immediately with plenty of water for 15-20 minutes.</li> <li>• Call a poison control center or doctor for treatment advice.</li> </ul>
HOTLINE NUMBERS	
Have the product container or label with you when calling a poison control center or doctor or going for treatment. For 24-Hour Medical Emergency Assistance (Human or Animal), call: <b>1-800-222-1222</b> . For Chemical Emergency Assistance (Spill, Leak, Fire, or Accident), call CHEMTREC: <b>1-800-424-9300</b> .	

[Optional referral statements when booklets and container labels are used:]

[See label booklet for [complete] [additional] [First Aid,] [Precautionary Statements,] [Directions For Use,] and [Storage and Disposal.]]

**Manufactured For [By]:**  
 Generic Crop Science, LLC  
 1887 Whitney Mesa Dr., #9740  
 Henderson, NV 89014

**EPA Reg. No.: 94730-11**  
**EPA Est. No.: XXXXX-XX-XXX**

**Net Contents:** \_\_\_\_\_ [Gals./L]

## PRECAUTIONARY STATEMENTS

### HAZARDS TO HUMANS AND DOMESTIC ANIMALS

#### CAUTION

Harmful if swallowed. Harmful if absorbed through the skin. Avoid contact with skin, eyes, or clothing. Wash thoroughly with soap and water after handling and before eating, drinking, chewing gum, using tobacco, or using the toilet. Remove and wash contaminated clothing before reuse.

#### PERSONAL PROTECTIVE EQUIPMENT (PPE)

##### Applicators and other handlers must wear:

- Coveralls over short-sleeved shirt and short pants,
- Waterproof gloves
- Chemical-resistant footwear plus socks
- Chemical-resistant headgear for overhead exposure
- Chemical-resistant apron when cleaning equipment, mixing, or loading

Unless using Engineering Controls (i.e., closed cab for applicators or closed systems for mixers and loaders), in addition to the above PPE, individuals involved in the following activities must also wear a minimum of a NIOSH-approved particulate filtering facepiece respirator with any N, R or P filter; OR a NIOSH-approved elastomeric particulate respirator with any N, R or P filter; OR a NIOSH-approved powered air purifying respirator with HE filters.

- Mixers and loaders of products formulated as liquid for use in aerial applications
- Applicators using groundboom spray to the following high acreage field crop: alfalfa

Discard clothing and other absorbent materials that have been drenched or heavily contaminated with this product's concentrate. Do not reuse them. Follow manufacturer's instructions for cleaning/maintaining PPE. If no such instructions for washables exist, use detergent and hot water. Keep and wash PPE separately from other laundry.

#### ENGINEERING CONTROLS STATEMENT

When handlers use closed systems, enclosed cabs, or aircraft in a manner that meets the requirements listed in the Worker Protection Standard (WPS) for agricultural pesticides [40 CFR 170.240 (d) (4-6)], the handler PPE requirements may be reduced or modified as specified in the WPS.

#### USER SAFETY RECOMMENDATIONS

##### Users should:

- Wash hands before eating, drinking, chewing gum, using tobacco, or using the toilet.
- Remove clothing/PPE immediately if pesticide gets inside. Then wash thoroughly and put on clean clothing.
- Remove PPE immediately after handling this product. Wash the outside of gloves before removing. As soon as possible, wash thoroughly and change into clean clothing

#### ENVIRONMENTAL HAZARDS

Do not apply directly to water, or to areas where surface water is present or to intertidal areas below the mean high-water mark. DO NOT contaminate water when disposing of equipment wash waters or rinsate.

**NON-TARGET ORGANISM ADVISORY:** This product is toxic to plants and may adversely impact the forage and habitat of non-target organisms, including pollinators, in areas adjacent to the treated site. Protect the forage and habitat of non-target organisms by following label directions intended to minimize spray drift.

**SURFACE WATER ADVISORY:** This product may impact surface water quality due to runoff of rain water. This is especially true for poorly draining soils and soils with shallow ground water. This product is classified as having high potential for reaching surface water via runoff for several months or more after application. A level, well-maintained vegetative buffer strip between areas to which this product is applied and surface water features such as ponds, streams, and springs will reduce the potential loading of [name of chemical] from runoff water and sediment. Runoff of this product will be reduced by avoiding applications when rainfall or irrigation is expected to occur within 48 hours.

##### Groundwater Advisory and Proper Handling Instructions

This chemical has properties and characteristics associated with chemicals detected in groundwater. The use of this chemical in areas where soils are permeable, particularly where the water table is shallow, may result in groundwater contamination.

**GCS Imazamide SC Herbicide** may not be mixed or loaded within 50 feet of any wells (including abandoned wells and drainage wells), sink holes, perennial or intermittent streams and rivers, and natural or impounded lakes or reservoirs. This setback does not apply to properly capped or plugged abandoned wells and does not apply to impervious pad or properly diked mixing/loading areas.

Mixing, loading, rinsing, or washing of this product into or from pesticide handling or application equipment or containers within 50 feet of any well is strictly prohibited unless on an impervious pad constructed to withstand the weight of the heaviest load that could be on or moved across the pad. The pad must be designed and maintained to contain any product spills or equipment leaks, container or equipment rinse or wash water, and rainwater that may fall on the pad. Surface water must not be allowed to flow over or from the pad. To facilitate material removal, the pad must be sloped. A pad that is not under cover must have capacity to hold a minimum of 110% of the capacity of the largest pesticide product container or application equipment that will be on the pad. Covered pads that are completely protected from precipitation must have a minimum containment capacity of 100% of the capacity of the largest pesticide container or application equipment that will be on the pad. The containment capacities must be specified and maintained

at all the times. Minimum specific containment capacities do not apply to vehicles that deliver pesticides to the mixing/loading site. There may be additional State requirements regarding containment and well setback restrictions. Consult local authorities for additional information.

DO NOT apply through any type of irrigation system.

**GCS Imazamide SC Herbicide** must be used in a manner that will prevent back siphoning into wells and prevent spills. Dispose of excess pesticide, spray mixtures or rinsates properly.

Mixing equipment must have check valves or anti-siphoning devices in use.

#### **In Case of Accidental Release or Spill**

Contain the spill with dike and cover with an inert material including sand, earth, etc. and keep spills from entering bodies of water or sewers. Transfer the liquid and solid diking material into container for disposal. Remove contaminated clothing and wash skin with soap and water. Wash clothing before reuse.

#### **PHYSICAL OR CHEMICAL HAZARDS**

Do not mix or allow to come into contact with oxidizing agents. Hazardous chemical reactions may occur.

#### **DIRECTIONS FOR USE**

It is a violation of Federal law to use this product in a manner inconsistent with its labeling.

Do not apply this product in a way that will contact workers or other persons, either directly or through drift. Only protected handlers may be in the area during application. For any requirements specific to your State or Tribe, consult the agency responsible for pesticide regulation. This labeling must be in the possession of the user at the time of pesticide application.

Observe all cautions and restrictions on this label and on the labels of products used in combination with **GCS Imazamide SC Herbicide**. Do not use other than in accordance with the instructions set forth on this label. The use of **GCS Imazamide SC Herbicide** not consistent with this label may result in injury to crops. Keep containers closed to avoid spills and contamination.

#### **AGRICULTURAL USE REQUIREMENTS**

Use this product only in accordance with its labeling and with the Worker Protection Standard, 40 CFR Part 170. This Standard contains requirements for the protection of agricultural workers on farms, forests, nurseries, and greenhouses, and handlers of agricultural pesticides. It contains requirements for training, decontamination, notification, and emergency assistance. It also contains specific instructions and exceptions pertaining to the statements on this label about personal protective equipment (PPE) and restricted-entry interval. The requirements in this box only apply to uses of this product that are covered by the Worker Protection Standard.

**DO NOT** enter or allow worker entry into treated areas during the restricted-entry interval (REI) of **24 hours**.

PPE required for early entry to treated areas that is permitted under the Worker Protection Standard and that involves contact with anything that has been treated, including plants, soil, or water, is:

- Coveralls over short-sleeved shirt and short pants
- Waterproof gloves
- Chemical-resistant footwear plus socks
- Chemical-resistant headgear for overhead exposure

#### **PRODUCT INFORMATION**

**GCS Imazamide SC Herbicide** is an herbicide product for use in alfalfa and clover ~~and turf~~. The product controls weeds through root and/or foliar uptake and fast translocation of product to plant growth points. Soil moisture is essential for optimum performance. When sufficient soil moisture is obtained, use of **GCS Imazamide SC Herbicide** will result in residual control of labeled germinating weeds. The level of control on weeds that are established is dependent upon the type of weed and where the weed root system is established in the soil. Before using this herbicide for a specific crop use, study the following product use information that provides important instructions for the safe and effective application of the product

#### **Use Restrictions**

- In New York State: Not for use on Long Island.
- Fertilizer solutions must not be used in California.
- Do not apply through any type of irrigation system.
- Do not use hand spray applications.

#### **Use Precautions**

In some cases, use of the product may result in internode shortening and/or yellowing of the plant foliage. These symptoms are temporary and infrequent. If symptoms occur, normal plant growth and appearance should return in 1 to 2 weeks time.

The use of an organophosphate, including chlorpyrifos or a carbamate insect control product in a tank mix with **GCS Imazamide SC Herbicide** may result in crop injury. These symptoms are temporary.

When **GCS Imazamide SC Herbicide** is used according to label directions, it is not expected to produce any adverse crop response to rotational crops. Under conditions of environmental stress or when applications are made to soil with high organic matter, low pH, heavy texture or in conditions of low rainfall, adverse crop response in rotational crops is possible. It is impossible to eliminate all risks and important to understand that adverse crop response may result in rotational crops. In particular, care must be taken when rotating to sugar beets and other vegetable crops, as these crops are particularly sensitive to **GCS Imazamide SC Herbicide** residues in the soil. See the **Rotational Crop Restrictions** table for timing.

#### RESISTANCE-MANAGEMENT

For resistance management **GCS Imazamide SC Herbicide** is a Group 2 plus a Group 3 herbicide. Any weed population may contain or develop plants naturally resistant to **GCS Imazamide SC Herbicide** and other Group 2 and 3 herbicides. The resistant biotypes may dominate the weed population if these herbicides are used repeatedly in the same field. Appropriate resistance-management strategies must be followed.

To delay herbicide resistance, take one or more of the following steps:

- Always apply this product at the specified label rates and when weeds are smaller rather than larger.
- Rotate the use of **GCS Imazamide SC Herbicide** with other group herbicides within a growing season sequence or among growing seasons with different herbicide groups that control the same weeds in a field.
- Use tank mixtures from a different group if such use is permitted; where information on resistance in target weeds species is available, use the less resistance-prone partner at a rate that will control the target weed(s) equally as well as the more resistance-prone partner. Consult your local extension service or certified crop advisor if you are unsure as to which active ingredient is currently less prone to resistance.
- Adopt an integrated weed-management program for herbicide use that includes scouting and uses historical information related to herbicide use and crop rotation, and that considers tillage (or other mechanical control methods), cultural (e.g., higher crop seeding rates; precision fertilizer application method and timing to favor the crop and not the weeds), biological (weed-competitive crops or varieties) and other management practices.
- Fields must be scouted prior to application to identify the weed species present and their growth stage to determine if the intended application will be effective. Fields must be scouted after application to verify that the treatment was effective.
- If a weed pest population continues to progress after treatment with this product, discontinue use of this product, and switch to another management strategy or herbicide with a different mode of action, if available.
- Suspected herbicide-resistant weeds may be identified by these indicators:
  - Failure to control a weed species normally controlled by the herbicide at the dose applied, especially if control is achieved on adjacent weeds;
  - A spreading patch of non-controlled plants of a particular weed species; and
  - Surviving plants mixed with controlled individuals of the same species.
- If resistance is suspected, prevent weed seed production in the affected area by an alternative herbicide from a different group or by a mechanical method including hoeing or tillage. Prevent movement of resistant weed seeds to other fields by cleaning harvesting and tillage equipment when moving between fields and planting clean seed.
- If weed pest population continues to progress after treatment with this product, discontinue use of this product, and switch to another management strategy or herbicide with a different mode of action, if available.
- Contact your local extension specialist or certified crop advisors for additional pesticide resistance-management and/or integrated weed-management recommendations for specific crops and weed biotypes.

Report any incidence of non-performance of this product against a particular weed species to your Generic Crop Sciences, LLC representative. If resistance is suspected, treat weed escapes with an herbicide having a different mechanism of action and/or use non-chemical means to remove escapes, as practical, with the goal of preventing further seed production.

#### SPRAY DRIFT MANAGEMENT

Avoiding spray drift at the application site is the responsibility of the applicator. The potential for spray drift is determined by the interaction of many equipment- and weather-related factors. The applicator and the grower are responsible for considering all these factors when making decisions.

Do not apply when weather conditions may cause drift to non-target areas. Drift may result in injury to adjacent crops and vegetation.

Applications must be made at the lowest height above the target area that still provides uniform coverage of the target. Making applications at the lowest yet effective height reduces exposure of droplets to wind.

Where certain states have more stringent regulations, they must be observed.

#### Aerial Applications:

- Do not release spray at a height greater than 10 ft. above the ground or vegetative canopy, unless a greater application height is necessary for pilot safety.
- For applications prior to the emergence of crops and target weeds, applicators are required to use a coarse or coarser droplet size (ASABE S572.1).

- For all other applications, applicators are required to use a medium or coarser droplet size (ASABE S572.1).
- Applicators must use ½ swath displacement upwind at the downwind edge of the field.
- Do not apply when wind speeds exceed 15 mph at the application site. If the windspeed is greater than 10 mph, the boom length must be 65% or less of the wingspan for fixed wing aircraft and 75% or less of the rotor diameter for helicopters. Otherwise, the boom length must be 75% or less of the wingspan for fixed-wing aircraft and 90% or less of the rotor diameter for helicopters.
- Do not apply during temperature inversions.

**Ground Boom Applications:**

- User must only apply with the release height recommended by the manufacturer, but no more than 3 feet above the ground or crop canopy unless making a ~~turf~~ pasture or rangeland application, in which case applicators may apply with a nozzle height no more than 4 feet above the ground.
- For applications prior to the emergence of crops and target weeds, applicators are required to use a coarse or coarser droplet size (ASABE S572.1).
- For all other applications, applicators are required to use a medium or coarser droplet size (ASABE S572.1).
- Do not apply when wind speeds exceed 15 miles per hour at the application site.
- Do not apply during temperature inversions.

**Boomless Ground Applications:**

- Applicators are required to use a medium or coarser droplet size (ASABE S572.1) for all applications.
- Do not apply when wind speeds exceed 15 miles per hour at the application site.
- Do not apply during temperature inversions.

**SPRAY DRIFT ADVISORIES****Importance of Droplet Size**

The most effective way to reduce drift potential is to apply large droplets. The best drift management strategy is to apply the largest droplets that provide sufficient coverage and control. Applying larger droplets reduces drift potential but will not prevent drift if applications are made improperly, or under unfavorable environmental conditions (see **Wind, Temperature and Humidity**, and **Temperature Inversion** sections).

**Controlling Droplet Size:**

- **Volume** – Increasing the spray volume so that larger droplets are produced will reduce spray drift. Use the highest practical spray volume for the application. If a greater spray volume is needed, consider using a nozzle with a higher flow rate.
- **Pressure** – Do not exceed the nozzle manufacturer's specified pressures. Use the lowest spray pressure specified for the nozzle. Higher pressure reduces droplet size and does not improve canopy penetration. When higher flow rates are needed, use higher flow rate nozzles instead of increasing pressure.
- **Number of Nozzles** – Use the minimum number of nozzles that provide uniform coverage.
- **Nozzle Orientation** – Orienting nozzles so that the spray is released backwards, parallel to the airstream will produce larger droplets than other orientations. Significant deflection from the horizontal will reduce droplet size and increase drift potential.
- **Nozzle Type** – Use a nozzle type that is designed for the intended application. With most nozzle types, narrower spray angles produce larger droplets. Consider using low-drift nozzles. Solid stream nozzles oriented straight back produce larger droplets and lower drift than other nozzle types.

**Boom Length:** For some use patterns, reducing the effective boom length to less than ¾ of the wingspan or rotor length may further reduce drift without reducing swath width. For ground equipment, the boom should remain level with the crop and have minimal bounce.

**Boom-less Ground Applications:**

- Setting nozzles at the lowest effective height will help to reduce the potential for spray drift.

**Handheld Technology Applications:**

- Take precautions to minimize spray drift.

**Application Height:** Do not make applications at a height greater than 10 feet above the top of the largest plants unless a greater height is required for aircraft safety. Making applications at the lowest height that is safe reduces exposure of droplets to evaporation and wind.

**Shield Sprayers:** Shielding the boom or individual nozzles can reduce spray drift. Consider using shielded sprayers. Verify that the shields are not interfering with the uniform deposition of the spray on the target area.

**Swath Adjustment:** When applications are made with a crosswind, the swath will be displaced downwind. Therefore, on the up and downwind edges of the field, the applicator must compensate for this displacement by adjusting the path of the aircraft upwind. Increase swath adjustment distance with increasing drift potential (higher wind, smaller drops, etc.).



**Wind:** Drift potential is lowest between wind speeds of 2-10 mph. However, many factors, including droplet size and equipment type determine drift potential at any given speed. Avoid application below 2 mph due to variable wind direction and high inversion potential. AVOID APPLICATIONS DURING GUSTY WIND CONDITIONS. **Note:** Local terrain can influence wind patterns. Every applicator must be familiar with local wind patterns and how they affect spray drift.

**Temperature and Humidity:** When making applications in low relative humidity, set up equipment to produce larger droplets to compensate for evaporation. Droplet evaporation is most severe when conditions are both hot and dry.

**Temperature Inversions:** Do not apply during a temperature inversion, because drift potential is high. Temperature inversions restrict vertical air mixing, which causes small suspended droplets to remain in a concentrated cloud. The cloud can move in unpredictable directions due to the light variable winds common during inversions. Temperature inversions are characterized by increasing temperatures with altitude and are common on nights with limited cloud cover and light to no wind. They begin to form as the sun sets and often continue into the morning. The presence of inversion conditions can be indicated by ground fog. However, if fog is not present, the movement of smoke from a ground source or an aircraft smoke generator can also identify inversion conditions. Smoke that layers and moves laterally in a concentrated cloud (under low wind conditions) indicates an inversion, while smoke that moves upwards and rapidly dissipates indicates good vertical air mixing.

**Sensitive Areas:** Apply this pesticide when the potential for drift to adjacent sensitive areas (e.g., residential areas, bodies of water, known habitat for threatened or endangered species, non-target crops) is minimal (e.g., when wind is blowing away from the sensitive areas).

#### MIXING INSTRUCTIONS

An adjuvant must be used for post-emergence applications of **GCS Imazamide SC Herbicide**.

#### Adjuvants

**Crop Oil Concentrate:** A petroleum or vegetable seed-based oil concentrate may be used. Use methylated seed oils when weeds are under environmental stress conditions (moisture or temperature stress). Use methylated seed oils at the rate of 1.0% v/v (1 gal. per 100 gals. of spray solution), or a crop oil concentrate at 1.25% v/v (1.25 gals. per 100 gals. of spray solution).

It is recommended that adjuvants meeting Chemical Producers and Distributors Association (CPDA) adjuvant certification program standards are used.

OR

**Surfactants:** Use a non-ionic surfactant that contains at least 80% active ingredient. Make applications with the surfactant at a rate of 0.25% v/v (1 quart per 100 gals. of spray solution).

AND

(All States Except California)

#### Fertilizer Solution

Acceptable nitrogen-based fertilizers include liquid fertilizers (including 28%N, 32%N, or 10-34-0) and may be applied at the rate of 1.25 to 2.5 gals. per 100 gals. of spray solution. Use the higher rate within the specified rate range when weeds are under moisture or temperature stress. Instead of a liquid fertilizer, use spray grade ammonium sulfate at the rate of 12 - 15 lbs. per 100 gals. of spray solution.

**Note:** Fertilizer solution is not required in applications with **GCS Imazamide SC Herbicide** in use areas south of Interstate highway 40, except in the states of Texas, New Mexico, and Oklahoma.

Fill the spray tank one-half full of clean water. Use a calibrated measuring device to measure the necessary amount of **GCS Imazamide SC Herbicide**. Add **GCS Imazamide SC Herbicide** to the spray tank and maintain agitation. Add the adjuvants and fill the remainder of the spray tank with water.

#### Tank-Mix Combinations with Other Herbicides

If other herbicides are to be tank-mixed with **GCS Imazamide SC Herbicide**, maintain agitation while adding the components in the following order:

1. Fill spray tank ½ full of clean water.
2. Add water soluble packet products. Mix thoroughly.
3. Add WP (wetttable powder), DG (dispersible granule), DF (dry flowable) or liquid flowable formulations (not in soluble packets).
4. Add **GCS Imazamide SC Herbicide**. Mix thoroughly.
5. Add other water-soluble products.
6. Add EC (emulsifiable concentrate) products.
7. Add crop oil concentrates or surfactants.
8. Add liquid fertilizer.
9. Fill the remainder of the tank with water while maintaining agitation.

Spray equipment used for **GCS Imazamide SC Herbicide** applications must be drained and thoroughly cleaned with water before being used to apply other products to avoid injury to sensitive crops.

When making applications of **GCS Imazamide SC Herbicide** in tank mixture with another herbicide product, always read and refer to the respective product label for use rates, application information, restrictions, precautions, and weeds controlled. Always read and follow label instructions and observe the most restrictive label precautions and restrictions.

#### Compatibility with Other Pesticides

**GCS Imazamide SC Herbicide** is compatible with most commonly used agricultural pesticides, crop oil concentrate and adjuvants. When preparing tank mixes, consult spray compatibility charts or State Cooperative Extension Service Specialists prior to actual use. It is the pesticide user's responsibility to ensure that all products in the listed mixtures are registered for the intended use(s). Read and follow the applicable restrictions and limitations and directions for use on all product labels involved in tank mixing. Users must follow the most restrictive directions for use and precautionary statements of each product in the tank mixture.

#### EFFECT OF SOIL TYPE, MOISTURE AND TEMPERATURE

**GCS Imazamide SC Herbicide** is most active in coarse to medium texture soils of low organic matter and relatively inactive in peat or muck soils or mineral soils high in organic matter content at rates specified in this label. Herbicidal activity is best in soils containing less than 4% organic matter. Use in soils with higher organic matter may result in inconsistent or incomplete weed control.

The herbicidal activity of **GCS Imazamide SC Herbicide** is mainly through root absorption and foliar translocation in sensitive weed species. Rain, melting snow or irrigation is **essential** following treatment to move **GCS Imazamide SC Herbicide** into the root zone of germinating weeds.

Under field conditions, **GCS Imazamide SC Herbicide** will remain relatively stable with little loss of herbicidal activity when soil temperatures are less than 55°F. As soil temperatures increase, degradation of the active ingredient takes place. **GCS Imazamide SC Herbicide** may degrade rather quickly if left exposed on the soil surface in warm weather. If **GCS Imazamide SC Herbicide** is applied when air temperature exceeds 85°F, the treatment must be soil incorporated to a shallow depth (top 2 to 3 inches) or watered into the soil as soon as possible.

#### CULTURAL CONSIDERATIONS

For best results, apply **GCS Imazamide SC Herbicide** to a trash-free soil surface. Clean cultivation before application is preferable, but not necessary. To obtain optimum weed control in areas not clean cultivated, the area to be treated must be free of surface litter (dead or decaying crop and weed debris, mowing clippings, etc.). Trash-free areas create ideal conditions for rapid movement of **GCS Imazamide SC Herbicide** into the weed root zone following rain or irrigation.

#### DOSAGE

The rate of **GCS Imazamide SC Herbicide** required will vary depending on the crop culture involved and weed species to be controlled. See specific crop use directions for all dosage instructions. All dosage instructions listed in this label are in terms of fluid ounces of product for banded application, reduce the amount of **GCS Imazamide SC Herbicide** used per square acre according to the following formula:

$$\frac{\text{Band Width (in Inches)}}{\text{Row Width (in Inches)}} \times \text{Rate per Acre Broadcast} = \text{Amount Needed per Acre for Band Application}$$

#### APPLICATION INFORMATION

**GCS Imazamide SC Herbicide** provides effective control of a broad spectrum of broadleaf and grass weeds. Alfalfa and clover have tolerance to post-emergence applications of **GCS Imazamide SC Herbicide** provided applications are made after the second trifoliate leaf has expanded. Slight reduction in height or leaf yellowing may occur shortly after application.

Make early post-emergence applications of **GCS Imazamide SC Herbicide** when weeds are actively growing. Typically, weeds are easier to control before they reach the recommended height. Weeds that under stress may be harder to control in cold or drought stress conditions.

If applications are made to alfalfa or clover under cool conditions (40°F or less), stunting and yellowing of the crop may occur. These effects are temporary.

#### SPRAYING INSTRUCTIONS

Do not make applications when wind speeds are greater than 10 mph or in conditions where spray drift is possible to sensitive crops, including, but not limited to: leafy vegetables and sugar beets.

#### GROUND APPLICATIONS

Make uniform applications with ground equipment that has been properly calibrated in a spray volume of 10 or more gallons of water per acre at 20 to 40 psi spray pressure.

When making applications of **GCS Imazamide SC Herbicide** to minimum tillage or no-till crops, use a minimum 20 gallons of water per acre. Use higher volumes of water for fields that have dense vegetation or high crop residue. Use only flat-fan nozzle tips for post-emergence applications.

Avoid spray overlaps during applications.

**TIMING AND APPLICATION**

Unless specific directions are given under the crop to be treated, apply **GCS Imazamide SC Herbicide** in the fall or early winter, when temperatures do not exceed 55°F, **but prior to freeze-up**. Best weed control results occur when **GCS Imazamide SC Herbicide** is applied pre-emergence to the weeds and when application is followed by rainfall or irrigation to move the product into the root zone of the germinating weeds or at the proper weed height.

Mix **GCS Imazamide SC Herbicide** thoroughly in clean water at the required concentration and apply uniformly as a spray. For ground application, use a conventional low-pressure herbicide sprayer equipped with flat fan nozzles spaced and calibrated to uniformly deliver 20 to 50 gallons of spray per acre. Accurately calibrate spray equipment prior to each use.

**POST-EMERGENCE APPLICATION**

Make applications of **GCS Imazamide SC Herbicide** as an early post-emergence treatment when weeds are actively growing but before weeds exceed the recommended height of 3 inches, unless otherwise noted. Applications may be delayed until the majority of the weeds are at the specified height. Base timing of application on weed height, not crop growth stage. Make applications of **GCS Imazamide SC Herbicide** to crops and weeds that are actively growing.

The use of an adjuvant (either a crop oil concentrate or a surfactant) and a fertilizer (NOT IN CALIFORNIA) that is nitrogen-based must be included in the spray mixture for optimum weed control activity. Refer to the **Adjuvants** section under **MIXING INSTRUCTIONS** for specific instructions.

When applications of **GCS Imazamide SC Herbicide** are made post-emergence, absorption will occur through both the plant roots and foliage. Susceptible weeds will stop growing and either die or become non-competitive with the crop. In post-emergence applications, **GCS Imazamide SC Herbicide** will not only control labeled broadleaf and grass weeds that have emerged but will also provide control of susceptible weeds that may emerge after application.

For optimum weed control, cultivate the field 7 - 10 days after a post-emergence **GCS Imazamide SC Herbicide** application. Timely cultivation will improve residual weed control, particularly under dry conditions.

Make applications of **GCS Imazamide SC Herbicide** a minimum of 1 hour before rainfall or before overhead irrigation.

Temperatures (50°F or less) that are unusually cool reduce transpiration and photosynthesis and therefore reduce plant uptake, translocation, and the performance of **GCS Imazamide SC Herbicide** in weeds. If air temperature has been below 50°F for 10 hours or more hours, delaying application for 48 hours from the time the temperature increases above 50°F, will improve weed control and reduce adverse crop response.

**APPLICATION RATE EQUIVALENTS**

Amount of Product	Lbs. Pronamide	Lbs. Imazethapyr
2 pints	0.750 lb.	0.040 lb.
2.5 pints	0.938 lb.	0.050 lb.

**ALFALFA AND CLOVER GROWN FOR FORAGE AND SEED****Use Information**

**GCS Imazamide SC Herbicide** is a selective herbicide for fall or winter applications to alfalfa and clover for both pre-emergence and post-emergence control of susceptible winter annual and perennial grasses and for pre-emergence control of certain broadleaf weeds.

**Use Rate and Application**

**GCS Imazamide SC Herbicide** may be applied at the rate of 2 to 2.5 pints of product per broadcast acre application. The required rate will depend on the weed species present as well as the type of irrigation used or the dependability of rainfall following application. The effective rate will be higher in low rainfall areas.

**Rotation Crops**

Where rotation crops are to follow within 1 year of the **GCS Imazamide SC Herbicide** treatment to alfalfa and clover, follow the directions given under **ROTATION CROP PLANTING INFORMATION**.

**Specific Use Restrictions – Alfalfa and Clover**

- Do not use more than 2.5 (0.938 lb. Pronamide; 0.050 lb. Imazethapyr) pints acre **GCS Imazamide SC Herbicide** per year.
- Do not make more than one application of **GCS Imazamide SC Herbicide** per year.
- Do not harvest alfalfa seed within 50 days after application.
- Do not graze or harvest for forage or dehydration within the following intervals after application:

Alfalfa - <b>GCS Imazamide SC Herbicide</b> (west of Mississippi River)	30 Days
Clover (entire U.S.) and alfalfa – <b>GCS Imazamide SC Herbicide</b> (East of Mississippi River)	120 Days

If applications are made to alfalfa or clover under cool conditions (40°F or less), stunting and yellowing of the crop may occur. These effects are temporary.

DO NOT make application of **GCS Imazamide SC Herbicide** at more than 2 pints per acre in North Dakota or Minnesota north of highway #210.

Do not make application of more than 2.5 pints of **GCS Imazamide SC Herbicide** to alfalfa or clover during the last year of the stand.

#### **SEEDLING ALFALFA / CLOVER**

Application of **GCS Imazamide SC Herbicide** must be applied post-emergence to seedling alfalfa or clover. Make application of **GCS Imazamide SC Herbicide** when the seedling alfalfa or clover is in the second (2<sup>nd</sup>) trifoliolate stage or larger and when the majority of the weeds are at the appropriate height. For weeds that are low growing (including mustards) make application of **GCS Imazamide SC Herbicide** before the rosette is greater than 3 inches. When **GCS Imazamide SC Herbicide** applications are made to seedling alfalfa or clover, there may be a temporary slowing in growth. Application of **GCS Imazamide SC Herbicide** may be made to summer, fall or spring seeded alfalfa or clover.

#### **ALFALFA / CLOVER – ESTABLISHED STANDS**

Application of **GCS Imazamide SC Herbicide** may be applied to established alfalfa or clover in the fall following the last cutting to dormant, or semi-dormant alfalfa or clover in the spring (less than 3 inches of re-growth, 2 fully trifoliolate leaves), or between cuttings. Applications must be made before significant alfalfa or clover growth or re-growth (less than or equal to 3 inches) to allow **GCS Imazamide SC Herbicide** to reach the target weeds.

For weed control during the growing season, make application of **GCS Imazamide SC Herbicide** following alfalfa or clover cutting. After hay is removed from the field, make application of **GCS Imazamide SC Herbicide** prior to excessive alfalfa or clover regrowth.

#### **ALFALFA / CLOVER – ESTABLISHED DORMANT**

Make application of **GCS Imazamide SC Herbicide** to dormant alfalfa or clover in the fall following the last cutting. Make application of **GCS Imazamide SC Herbicide** in the spring to dormant alfalfa or clover, or as alfalfa or clover breaks dormancy. Make spring application prior to excessive alfalfa or clover growth (less than 3 inches), to allow for canopy penetration to target weeds.

#### **ALFALFA / CLOVER – ESTABLISHED GROWING**

For weed control during the growing season, make application of **GCS Imazamide SC Herbicide** following alfalfa or clover cutting. After hay is removed from the field, make application of **GCS Imazamide SC Herbicide** prior to excessive alfalfa or clover regrowth.

#### **Perennial Grass (Suppression)**

**GCS Imazamide SC Herbicide** will provide suppression, slowing the growth and reducing competition of perennial grass weeds (including orchardgrass, fescues, bromes, or timothy) in an alfalfa or clover stands.

#### **OATS - Inter-seeded**

Oats inter-seeded with alfalfa will reduce erosion of the soil. Oats may create competition with the alfalfa or clover. An application of **GCS Imazamide SC Herbicide** will control or significantly reduce the growth of the oats and allow the alfalfa or clover to establish with minimal erosion or competition from the oats. Make application of **GCS Imazamide SC Herbicide** to the oats when plants have 3 to 4 leaves.

**Replanting:** Do not plant alfalfa or clover for 4 months following a **GCS Imazamide SC Herbicide** application, if replanting is necessary to a field that has been previously treated with **GCS Imazamide SC Herbicide**. Refer to the **ROTATIONAL CROP** section of this label for plant-back intervals of crops.

#### **TANK-MIXTURES WITH OTHER HERBICIDE PRODUCTS**

For control of weeds not listed on this **GCS Imazamide SC Herbicide** label, application of herbicides including bromoxynil, 2,4-DB, sethoxydim, or clethodim may be used tank mix with **GCS Imazamide SC Herbicide**. When **GCS Imazamide SC Herbicide** is used in tank-mixture with another herbicide, refer to the respective product label for use rates, application information, weeds controlled, restrictions and precautions. Always read and follow label instructions and use in accordance with the most restrictive product label restrictions and precautions. Do not exceed label dosages.

**SPRING USE DIRECTIONS FOR ESTABLISHED ALFALFA DODDER SUPPRESSION IN ALFALFA SEED CROPS** (Only in California, Colorado, Idaho, Nevada, Oregon, Utah, and Washington.)

#### **Use Rate and Application:**

Apply **GCS Imazamide SC Herbicide** at 2.5 pints per acre. For effective suppression **GCS Imazamide SC Herbicide** must be moved into the soil either by rainfall or irrigation before the germination of dodder. Preferably, irrigation must be made within 1 to 3 days following the **GCS Imazamide SC Herbicide** application, but can be delayed up to 2 weeks if necessary, provided that irrigations precede dodder germination. If irrigation of the field treated with **GCS Imazamide SC Herbicide** must be delayed, a light mechanical incorporation (maximum 1-inch depth) must follow the **GCS Imazamide SC Herbicide** application and the field irrigated within 2 weeks.

#### **Cheatgrass Control in Established Alfalfa (Spring Applications)**

#### **Use Rate and Application:**

Spring application of **GCS Imazamide SC Herbicide** will control cheatgrass if application is made when cheatgrass has recently germinated or is expected to germinate. Apply **GCS Imazamide SC Herbicide** as a broadcast application at the rate of minimum 2 to 2.5 pints per acre.

### ROTATION CROP PLANTING INFORMATION

Follow the directions given below when rotation crops will be planted to areas previously treated with **GCS Imazamide SC Herbicide**.

#### Rotational Crop Restrictions

The rotational crops listed below may be planted after applications of **GCS Imazamide SC Herbicide** at the specified rate (Planting earlier than the specified interval may result in adverse crop response or crop injury.):

Crop	Months after Application
Lima beans Southern peas Soybeans Peanuts	3
Alfalfa Clover Edible beans and peas (other than lima beans and Southern peas)	4
CLEARFIELD Corn hybrids (resistant/tolerant to Imazethapyr) Rye (Except in North Dakota and Minnesota north of highway #210)	6
Field corn Field corn grown for seed Wheat and Barley	12
Cotton* Lettuce Oats Popcorn Rye in North Dakota and Minnesota north of highway #210 Safflower Sorghum Sunflower Sweet corn	18
Potatoes (Root and Tuber Vegetables) Flax	26
All crops not listed elsewhere in this <b>Rotational Crop Restrictions**</b>	40

\*Consult the following table for a Cotton crop rotation interval following **GCS Imazamide SC Herbicide** application to alfalfa or clover grown for seed production. These guidelines do not apply to **GCS Imazamide SC Herbicide** applications that are made to alfalfa grown for hay or forage (use the 18-month Rotational Interval in the cotton rotation information below).

\*\*A successful field bioassay must be completed following 40 months after a **GCS Imazamide SC Herbicide** application, and before planting any crop not listed in the **Rotational Crop Restrictions**. The field bioassay consists of a test strip of the intended rotational crop planted across the previously treated field and grown to maturity. The test strip must include low areas and knolls and include variations in soil including type and pH. If no crop injury is evident in the test strip, the intended rotational crop may be planted the following year.

#### Cotton Rotation Following Application of GCS Imazamide SC Herbicide to Alfalfa or Clover Grown For Seed

Irrigation/Precipitation Requirements	Rotation Interval	
	Less than 3-acre feet or 36 inches of water	40 Months
Greater than or equal to 3-acre feet or 36 inches of water	18 Months	

When **GCS Imazamide SC Herbicide** is used in accordance with label directions - normal growth of rotational crops is expected in most situations; however, various environmental conditions and agronomic factors make it impossible to eliminate all risks associated with the use of this product and, therefore, user needs to be advised that rotational crop injury is always possible.

#### EXCEPTIONS TO ROTATIONAL CROP RESTRICTIONS

##### Barley

(States of Delaware, Indiana, Kentucky, Maryland, New Jersey, Ohio, Pennsylvania, and Virginia only.)

Barley may be planted 6 months following a **GCS Imazamide SC Herbicide** application in these states.

##### Barley

(North Dakota only.)

Barley may be planted 18 months after a **GCS Imazamide SC Herbicide** application.

#### Imidazolinone Herbicides Resistant (CLEARFIELD®) Canola

Imidazolinone Herbicide Resistant (CLEARFIELD®) varieties of canola, including Pioneer® 45A71 and Pioneer® 46A76, may be planted as a rotational crop 12 months following an application of **GCS Imazamide SC Herbicide** at label rates on registered crops.

**Corn Inbred Lines**

Corn inbred seed lines may be planted 12 months following application of **GCS Imazamide SC Herbicide**. Several seed companies have tested a wide range of inbred corn varieties for sensitivity to **GCS Imazamide SC Herbicide** soil residues and have reported good crop safety. However, due to the proprietary nature of seed production Generic Crop Sciences, LLC does not have access to the inbred data. Growers are referred to the seed company to obtain information and instructions regarding the planting of corn grown for seed in fields treated with **GCS Imazamide SC Herbicide** the previous year. Since growing conditions, environmental conditions and grower practices are beyond the control of Generic Crop Sciences, LLC all risks and consequences associated in planting seed corn inbreds into fields treated previously with **GCS Imazamide SC Herbicide** shall, to the extent allowable by applicable law, be assumed by the user.

**Sweet Corn and Popcorn Varieties**

(States of Illinois, Indiana, Iowa, Minnesota, Ohio, Tennessee, and Wisconsin only.)

Sweet corn and popcorn varieties may be planted 12 months following an application of **GCS Imazamide SC Herbicide**. Some sweet corn and popcorn varieties may exhibit adverse crop response or injury when planted at less than 18 months following an application of **GCS Imazamide SC Herbicide**. Before planting sweet corn for processing, consult the processing company for information and specifications regarding the tolerance of sweet corn varieties planned for fields treated with **GCS Imazamide SC Herbicide** the previous year. DO NOT plant fresh market sweet corn varieties any sooner than 18 months after **GCS Imazamide SC Herbicide** use. Prior to planting popcorn, consult the popcorn company for information and instructions regarding the tolerance of popcorn varieties planned for fields treated with **GCS Imazamide SC Herbicide** the previous year.

Since growing conditions, environmental conditions and grower practices are beyond the control of Generic Crop Science, LLC , TO THE EXTENT ALLOWABLE BY APPLICABLE LAW, ALL RISKS AND CONSEQUENCES ASSOCIATED IN PLANTING SWEET CORN OR POPCORN VARIETIES INTO FIELDS TREATED PREVIOUSLY WITH **GCS Imazamide SC Herbicide** SHALL BE ASSUMED BY THE USER.

Stunting and maturity delay or other adverse crop response may result when sweet corn or popcorn are planted following **GCS Imazamide SC Herbicide** use.

**Cotton**

(States of North Carolina, South Carolina, and Virginia only.)

Cotton may be planted 12 months after an application of **GCS Imazamide SC Herbicide** if all of the following criteria are met:

- Soil texture is loamy sand or sandy loam only.
- More than 16 inches of rainfall and/or irrigation is received following application of **GCS Imazamide SC Herbicide** through October of the application year.

**Field Corn and Field Corn Grown for Seed**

(Arizona, Hawaii, Idaho, Montana, Nevada, Oregon, Utah, Washington, and Wyoming.)

12 months after **GCS Imazamide SC Herbicide** application.

**Wheat**

In areas east of Interstate highway I-35, wheat may be planted 6 months following a **GCS Imazamide SC Herbicide** application.

**Certain Vegetable Crops**

(States of Alabama, Delaware, Florida, Georgia, Indiana, Kentucky, Maryland, New Jersey, North Carolina, Pennsylvania, South Carolina, and Virginia only.)

The following crops may be planted 18 months following the last application of **GCS Imazamide SC Herbicide**: bahiagrass, cabbage, cantaloupe, cucumber, Irish potato, onion, sweet potato transplants, sweet pepper transplants, tomato transplants, and watermelon.

**WEED SPECTRUM**

**GCS Imazamide SC Herbicide** may be used for both pre-emergence and early post-emergence control of winter annual and perennial grasses when the weeds are 3 inches or less in height.

The weed species controlled by **GCS Imazamide SC Herbicide** (2 to 2.5 pints per acre) are dependent on the rate used, weed height, specific crop culture involved, and the associated conditions of temperature, and soil type as well as moisture availability (rainfall or irrigation).

Mix the specified amount of **GCS Imazamide SC Herbicide** in clean water and apply uniformly with a ground sprayer at 20 to 50 gallons per acre. Use a conventional herbicide sprayer equipped with flat fan nozzles at 40 to 60 psi.

C= Control S= Weed Suppression

Weeds Controlled*		Weeds Controlled*	
Artichoke, Jerusalem	S	Mustard (wild, tumble, black)	C
Barley, foxtail	C	Nightshade (black, Eastern black, hairy)	C
Barley, volunteer	C	Oat (volunteer, wild) <sup>PP</sup>	C
Barnyardgrass	C	Orchardgrass	C
Beets, wild	C	Pennycress, field	C
Bluegrass, Kentucky	C	Pepperweed, field	C

Bluegrass, annual <sup>PP</sup>	C	Pepperweed, Virginia	S
Bluegrass, bulbous	C	Pigweed (redroot, smooth)	C
Brome, downy (Cheatgrass) <sup>PP</sup>	C	Quackgrass <sup>***</sup>	C
Chickweed <sup>PP</sup>	C	Ragweed (common, giant)	C
Cupgrass, woolly <sup>**</sup>	C	Red Sorrel <sup>P</sup>	C
Fescue, tall	C	Russian Thistle	S
Fleabane	C	Rye, volunteer	C
Flixweed	S	Ryegrass, Italian <sup>PP</sup>	C
Goatgrass, jointed	C	Ryegrass, perennial	C
Goosefoot, nettle leaf	S	Shepherd's purse	C
Henbit	S	Smartweed (Lady's thumb, Pennsylvania)	S
Knotweed, prostrate	C	Sunflower, common	S
Kochia	C	Tall Waterhemp	S
Kochia (ALS-resistant)	S	Tansy Mustard (green, pinnate)	C
Kochia (Glyphosate-resistant)	S	Velvetgrass	C
Kochia (Triazine-resistant)	C	Velvetleaf	C
Lambsquarter	C	Wheat, volunteer	C
London Rocket <sup>P</sup>	C	Wild Radish <sup>P</sup>	C
Morningglories	C	Yellow Foxtail	C

\*GCS Imazamide SC Herbicide is effective against many grass species. For optimum performance, when heavy weed grass pressure is expected, use

GCS Imazamide SC Herbicide in a sequential application with a registered post-emergence grass herbicide, including sethoxydim.

\*\*GCS Imazamide SC Herbicide only controls woolly cupgrass that has emerged.

\*\*\*Suppression only - Quackgrass will be suppressed only when weed is actively growing and before weed reaches 5 inches in height.

P = Pre-emergence control and S = Suppression

PP = Pre-emergence and Post-emergence control

**Do not** rework the soil deeper than the treated soil zone.

**Do not** apply a second application of GCS Imazamide SC Herbicide.

## STORAGE AND DISPOSAL

Do not contaminate water, food, or feed by storage or disposal.

**PESTICIDE STORAGE:** Store in a cool, dry place but not below 32°F (0°C).

**PESTICIDE DISPOSAL:** Wastes resulting from the use of this product must be disposed of on site or at an approved waste disposal facility.

### CONTAINER HANDLING:

**Nonrefillable containers less than or equal to 5 gallons:** Nonrefillable container. Do not reuse or refill this container. Triple rinse container (or equivalent) promptly after emptying. Triple rinse as follows: Empty the remaining contents into application equipment or a mix tank and drain for 10 seconds after the flow begins to drip. Fill the container ¼ full with water and recap. Shake for 10 seconds. Pour rinsate into application equipment or a mix tank or store rinsate for later use or disposal. Drain for 10 seconds after the flow begins to drip. Repeat this procedure two more times. Then offer for recycling or reconditioning, or puncture and dispose of in a sanitary landfill or incineration.

**Nonrefillable containers greater than 5 gallons:** Nonrefillable container. Do not reuse or refill this container. Triple rinse container (or equivalent) promptly after emptying. Triple rinse as follows: Empty the remaining contents into application equipment or a mix tank. Fill the container ¼ full with water. Replace and tighten closures. Tip container on its side and roll it back and forth, ensuring at least one complete revolution, for 30 seconds. Stand the container on its end and tip it back and forth several times. Turn the container over onto its other end and tip it back and forth several times. Empty the rinsate into application equipment or a mix tank or store rinsate for later use or disposal. Repeat this procedure two more times. Then offer for recycling or reconditioning, or puncture and dispose of in a sanitary landfill or incineration.

### CONDITION OF SALE AND LIMITATION OF WARRANTY AND LIABILITY

**NOTICE:** Read the entire Directions for Use and Conditions of Sale and Limitation of Warranty and Liability before buying or using this product. If the terms are not acceptable, return the product at once, unopened, and the purchase price will be refunded.

The Directions for Use of this product must be followed carefully. It is impossible to eliminate all risks inherently associated with the use of this product. Ineffectiveness or other unintended consequences may result because of such factors as manner of use or application, weather, presence of other materials or other influencing factors in the use of the product, which are beyond the control of Generic Crop Science, LLC or Seller. To the extent consistent with applicable law, all such risks shall be assumed by Buyer and User, and Buyer and User agree to hold Generic Crop Science, LLC and Seller harmless for any claims relating to such factors.

Generic Crop Science, LLC warrants that this product conforms to the chemical description on the label and is reasonably fit for the purposes stated in the Directions for Use, subject to the inherent risks referred to above, when used in accordance with directions under normal use conditions. This warranty does not extend to the use of this product contrary to label instructions, or under abnormal conditions or under conditions not reasonably foreseeable to or beyond the control of



Seller or Generic Crop Science, LLC, and to the extent consistent with applicable law, Buyer and User assume the risk of any such use. TO THE EXTENT CONSISTENT WITH APPLICABLE LAW, GENERIC CROP SCIENCE, LLC MAKES NO WARRANTIES OF MERCHANTABILITY OR OF FITNESS FOR A PARTICULAR PURPOSE NOR ANY OTHER EXPRESS OR IMPLIED WARRANTY EXCEPT AS STATED ABOVE.

To the extent consistent with applicable law, neither Generic Crop Science, LLC nor Seller shall be liable for any incidental, consequential, or special damages resulting from the use or handling of this product. TO THE EXTENT CONSISTENT WITH APPLICABLE LAW, THE EXCLUSIVE REMEDY OF THE USER OR BUYER, AND THE EXCLUSIVE LIABILITY OF GENERIC CROP SCIENCE, LLC AND SELLER FOR ANY AND ALL CLAIMS, LOSSES, INJURIES OR DAMAGES (INCLUDING CLAIMS BASED ON BREACH OF WARRANTY, CONTRACT, NEGLIGENCE, TORT, STRICT LIABILITY OR OTHERWISE) RESULTING FROM THE USE OR HANDLING OF THIS PRODUCT, SHALL BE THE RETURN OF THE PURCHASE PRICE OF THE PRODUCT OR, AT THE ELECTION OF GENERIC CROP SCIENCE, LLC OR SELLER, THE REPLACEMENT OF THE PRODUCT.

Generic Crop Science, LLC and Seller offer this product, and Buyer and User accept it, subject to the foregoing Conditions of Sale and Limitation of Warranty and Liability, which may not be modified except by written agreement signed by a duly authorized representative of Generic Crop Science, LLC.

[All trademarks are the property of their respective owners.]





[Farmers First is a trademark of Farmers Business Network, Inc.]

[The sprout logo, "FBN", and "Farmers Business Network" are registered service marks of Farmer's Business Network, Inc.]

[<BRAND>™ or ® is a trademark of <TRADEMARK HOLDER>.]

[Note to Reviewer: The mention of the product name throughout this Master Label may be updated/replaced with the term "This product" on the Market Label.]

[Optional graphics to be used on any panel of final market label:]

<p>[www.FBN.com][FBN.com]                  [Available at www.FBN.com]                  [844-200-FARM (3276)]                  [Farmers First]</p>		<p>{any color}</p> 
		
		
 <p>[Herbicide]</p>		



[SUB-LABEL B – Turf grown for sod or on non-residential sites including golf courses, industrial and office building sites, stadium fields, or professional athletic fields.]

PRONAMIDE	GROUP	3	HERBICIDE
IMAZETHAPYR	GROUP	2	HERBICIDE

# GCS IMAZAMIDE SC HERBICIDE

**[ABN: Willowood Imazamide SC Herbicide]**

**[ABN: Farmers First™ Imazamide SC]**

[A Herbicide for Use in Turf]

ACTIVE INGREDIENTS*:	WT. BY %
Pronamide: 3,5-dichloro-N-(1,1-dimethyl-2-propynyl) benzamide .....	32.50%
Imazethapyr (±)-2-[4,5-dihydro-4-methyl-4-(1-methylethyl)-5-oxo-1H-imidazol-2-yl]-5-ethyl-3-pyridinecarboxylic acid .....	01.73%
<b>OTHER INGREDIENTS:</b> .....	<u>65.77%</u>
<b>TOTAL:</b> .....	<b>100.00%</b>

\*1 gallon contains 3 lbs. of active Pronamide and 0.16 lb. of active Imazethapyr.

## KEEP OUT OF REACH OF CHILDREN CAUTION/PRECAUCION

Si usted no entiende la etiqueta, busque a alguien para que se la explique a usted en detalle.  
 (If you do not understand this label, find someone to explain it to you in detail.)

FIRST AID	
<b>IF SWALLOWED:</b>	<ul style="list-style-type: none"> <li>• Call a poison control center or doctor immediately for treatment advice.</li> <li>• Have person sip a glass of water if able to swallow.</li> <li>• Do not induce vomiting unless told to by a poison control center or doctor.</li> <li>• Do not give anything to an unconscious person.</li> </ul>
<b>IF ON SKIN OR CLOTHING:</b>	<ul style="list-style-type: none"> <li>• Take off contaminated clothing.</li> <li>• Rinse skin immediately with plenty of water for 15-20 minutes.</li> <li>• Call a poison control center or doctor for treatment advice.</li> </ul>
HOTLINE NUMBERS	
Have the product container or label with you when calling a poison control center or doctor or going for treatment. For 24-Hour Medical Emergency Assistance (Human or Animal), call: <b>1-800-222-1222</b> . For Chemical Emergency Assistance (Spill, Leak, Fire, or Accident), call CHEMTREC: <b>1-800-424-9300</b> .	

[Optional referral statements when booklets and container labels are used:]

[See label booklet for [complete] [additional] [First Aid,] [Precautionary Statements,] [Directions For Use,] and [Storage and Disposal.]]

**Manufactured For [By]:**  
 Generic Crop Science, LLC  
 1887 Whitney Mesa Dr., #9740  
 Henderson, NV 89014

**EPA Reg. No.: 94730-11**  
**EPA Est. No.: XXXXX-XX-XXX**

**Net Contents:** \_\_\_\_\_ [Gals./L]

## PRECAUTIONARY STATEMENTS HAZARDS TO HUMANS AND DOMESTIC ANIMALS

### CAUTION

Harmful if swallowed. Harmful if absorbed through the skin. Avoid contact with skin, eyes, or clothing. Wash thoroughly with soap and water after handling and before eating, drinking, chewing gum, using tobacco, or using the toilet. Remove and wash contaminated clothing before reuse.

### PERSONAL PROTECTIVE EQUIPMENT (PPE)

#### Applicators and other handlers must wear:

- Coveralls over short - sleeved shirt and short pants
- Waterproof gloves
- Chemical-resistant footwear plus socks
- Chemical-resistant headgear for overhead exposure
- Chemical-resistant apron when cleaning equipment, mixing, or loading

Unless using Engineering Controls (i.e., closed cab for applicators or closed systems for mixers and loaders), in addition to the above PPE, individuals involved in the following activities must also wear a minimum of a NIOSH-approved particulate filtering facepiece respirator with any N, R or P filter; OR a NIOSH-approved elastomeric particulate respirator with any N, R or P filter; OR a NIOSH-approved powered air purifying respirator with HE filters.

- Mixers and loaders of products formulated as liquid for use in aerial applications
- Applicators using groundboom spray to the following high acreage field crop: alfalfa

Discard clothing and other absorbent materials that have been drenched or heavily contaminated with this product's concentrate. Do not reuse them. Follow manufacturer's instructions for cleaning/maintaining PPE. If no such instructions for washables exist, use detergent and hot water. Keep and wash PPE separately from other laundry.

### ENGINEERING CONTROLS STATEMENT

When handlers use closed systems, enclosed cabs, or aircraft in a manner that meets the requirements listed in the Worker Protection Standard (WPS) for agricultural pesticides [40 CFR 170.240 (d) (4-6)], the handler PPE requirements may be reduced or modified as specified in the WPS.

### USER SAFETY RECOMMENDATIONS

#### Users should:

- Wash hands before eating, drinking, chewing gum, using tobacco or using the toilet.
- Remove clothing/PPE immediately if pesticide gets inside. Then wash thoroughly and put on clean clothing.
- Remove PPE immediately after handling this product. Wash the outside of gloves before removing. As soon as possible, wash thoroughly and change into clean clothing

### ENVIRONMENTAL HAZARDS

Do not apply directly to water, or to areas where surface water is present or to intertidal areas below the mean high-water mark. DO NOT contaminate water when disposing of equipment wash waters or rinsate.

**NON-TARGET ORGANISM ADVISORY:** This product is toxic to plants and may adversely impact the forage and habitat of non-target organisms, including pollinators, in areas adjacent to the treated site. Protect the forage and habitat of non-target organisms by following label directions intended to minimize spray drift.

#### Groundwater Advisory and Proper Handling Instructions

This chemical has properties and characteristics associated with chemicals detected in groundwater. The use of this chemical in areas where soils are permeable, particularly where the water table is shallow, may result in groundwater contamination.

**SURFACE WATER ADVISORY:** This product may impact surface water quality due to runoff of rain water. This is especially true for poorly draining soils and soils with shallow ground water. This product is classified as having high potential for reaching surface water via runoff for several months or more after application. A level, well-maintained vegetative buffer strip between areas to which this product is applied and surface water features such as ponds, streams, and springs will reduce the potential loading of [name of chemical] from runoff water and sediment. Runoff of this product will be reduced by avoiding applications when rainfall or irrigation is expected to occur within 48 hours.

**GCS Imazamide SC Herbicide** may not be mixed or loaded within 50 feet of any wells (including abandoned wells and drainage wells), sink holes, perennial or intermittent streams and rivers, and natural or impounded lakes or reservoirs. This setback does not apply to properly capped or plugged abandoned wells and does not apply to impervious pad or properly diked mixing/loading areas.

Mixing, loading, rinsing, or washing of this product into or from pesticide handling or application equipment or containers within 50 feet of any well is strictly prohibited unless on an impervious pad constructed to withstand the weight of the heaviest load that could be on or moved across the pad. The pad must be designed and maintained to contain any product spills or equipment leaks, container or equipment rinse or wash water, and rainwater that may fall on the pad. Surface water must not be allowed to flow over or from the pad. To facilitate material removal, the pad must be sloped. A pad that is not under cover must have capacity to hold a minimum of 110% of the capacity of the largest pesticide product container or application equipment that will be on the pad. Covered pads that are completely protected from precipitation must have a minimum containment capacity of 100% of the capacity of the largest

pesticide container or application equipment that will be on the pad. The containment capacities must be specified and maintained at all times. Minimum specific containment capacities do not apply to vehicles that deliver pesticides to the mixing/loading site. There may be additional State requirements regarding containment and well setback restrictions. Consult local authorities for additional information.

DO NOT apply through any type of irrigation system.

**GCS Imazamide SC Herbicide** must be used in a manner that will prevent back siphoning into wells and prevent spills. Dispose of excess pesticide, spray mixtures or rinsates properly.

Mixing equipment must have check valves or anti-siphoning devices in use.

**In Case of Accidental Release or Spill:**

Contain the spill with dike and cover with an inert material including sand, earth, etc. and keep spills from entering bodies of water or sewers. Transfer the liquid and solid diking material into container for disposal. Remove contaminated clothing and wash skin with soap and water. Wash clothing before reuse.

**PHYSICAL OR CHEMICAL HAZARDS**

Do not mix or allow to come into contact with oxidizing agents. Hazardous chemical reactions may occur.

**DIRECTIONS FOR USE**

It is a violation of Federal law to use this product in a manner inconsistent with its labeling.

Do not apply this product in a way that will contact workers or other persons, either directly or through drift. Only protected handlers may be in the area during application. For any requirements specific to your State or Tribe, consult the agency responsible for pesticide regulation. This labeling must be in the possession of the user at the time of pesticide application.

Observe all cautions and restrictions on this label and on the labels of products used in combination with **GCS Imazamide SC Herbicide**. Do not use other than in accordance with the instructions set forth on this label. The use of **GCS Imazamide SC Herbicide** not consistent with this label may result in injury to crops. Keep containers closed to avoid spills and contamination.

**NON-AGRICULTURAL USE REQUIREMENTS**

The requirements in this box apply to uses of this product that are not within the scope of the Worker Protection Standard for agricultural pesticides (40 CFR Part 170). The WPS applies when this product is used to produce agricultural plants on farms, forests, nurseries, or greenhouses.

For all uses except those specified below, do not enter or allow others to enter until sprays have dried.

When applied to stadium or professional athletic fields, water-in immediately after application or, do not enter or allow others to enter treated area for 24-hours after application. If product is watered-in after treatment, do not enter or allow other persons to enter until area has dried.

**PRODUCT INFORMATION**

**GCS Imazamide SC Herbicide** is an herbicide product for use in turf. The product controls weeds through root and/or foliar uptake and fast translocation of product to plant growth points. Soil moisture is essential for optimum performance. When sufficient soil moisture is obtained, use of **GCS Imazamide SC Herbicide** will result in residual control of labeled germinating weeds. The level of control on weeds that are established is dependent upon the type of weed and where the weed root system is established in the soil. Before using this herbicide for a specific crop use, study the following product use information that provides important instructions for the safe and effective application of the product.

**Use Restrictions**

- In New York State: Not for use on Long Island.
- Fertilizer solutions must not be used in California.
- Do not apply through any type of irrigation system.
- Do not use hand spray applications.

**Use Precautions**

In some cases, use of the product may result in internode shortening and/or yellowing of the plant foliage. These symptoms are temporary and infrequent. If symptoms occur, normal plant growth and appearance should return in 1 to 2 weeks time.

The use of an organophosphate, including chlorpyrifos or a carbamate insect control product in a tank mix with **GCS Imazamide SC Herbicide** may result in crop injury. These symptoms are temporary.

When **GCS Imazamide SC Herbicide** is used according to label directions, it is not expected to produce any adverse crop response to rotational crops. Under conditions of environmental stress or when applications are made to soil with high organic matter, low pH, heavy texture or in conditions of low rainfall, adverse crop response in rotational crops is possible. It is impossible to eliminate all risks

and important to understand that adverse crop response may result in rotational crops. In particular, care must be taken when rotating to sugar beets and other vegetable crops, as these crops are particularly sensitive to **GCS Imazamide SC Herbicide** residues in the soil.

### RESISTANCE-MANAGEMENT

For resistance management **GCS Imazamide SC Herbicide** is a Group 2 plus a Group 3 herbicide. Any weed population may contain or develop plants naturally resistant to **GCS Imazamide SC Herbicide** and other Group 2 and 3 herbicides. The resistant biotypes may dominate the weed population if these herbicides are used repeatedly in the same field. Appropriate resistance-management strategies must be followed.

To delay herbicide resistance, take one or more of the following steps:

- Always apply this product at the specified label rates and when weeds are smaller rather than larger.
- Rotate the use of **GCS Imazamide SC Herbicide** with other group herbicides within a growing season sequence or among growing seasons with different herbicide groups that control the same weeds in a field.
- Use tank mixtures from a different group if such use is permitted; where information on resistance in target weeds species is available, use the less resistance-prone partner at a rate that will control the target weed(s) equally as well as the more resistance-prone partner. Consult your local extension service or certified crop advisor if you are unsure as to which active ingredient is currently less prone to resistance.
- Adopt an integrated weed-management program for herbicide use that includes scouting and uses historical information related to herbicide use and crop rotation, and that considers tillage (or other mechanical control methods), cultural (e.g., higher crop seeding rates; precision fertilizer application method and timing to favor the crop and not the weeds), biological (weed-competitive crops or varieties) and other management practices.
- Fields must be scouted prior to application to identify the weed species present and their growth stage to determine if the intended application will be effective. Fields must be scouted after application to verify that the treatment was effective.
- If a weed pest population continues to progress after treatment with this product, discontinue use of this product, and switch to another management strategy or herbicide with a different mode of action, if available.
- Suspected herbicide-resistant weeds may be identified by these indicators:
  - Failure to control a weed species normally controlled by the herbicide at the dose applied, especially if control is achieved on adjacent weeds;
  - A spreading patch of non-controlled plants of a particular weed species; and
  - Surviving plants mixed with controlled individuals of the same species.
- If resistance is suspected, prevent weed seed production in the affected area by an alternative herbicide from a different group or by a mechanical method including hoeing or tillage. Prevent movement of resistant weed seeds to other fields by cleaning harvesting and tillage equipment when moving between fields and planting clean seed.
- If weed pest population continues to progress after treatment with this product, discontinue use of this product, and switch to another management strategy or herbicide with a different mode of action, if available.
- Contact your local extension specialist or certified crop advisors for additional pesticide resistance-management and/or integrated weed-management recommendations for specific crops and weed biotypes.

Report any incidence of non-performance of this product against a particular weed species to your Generic Crop Sciences, LLC representative. If resistance is suspected, treat weed escapes with an herbicide having a different mechanism of action and/or use non-chemical means to remove escapes, as practical, with the goal of preventing further seed production.

### SPRAY DRIFT MANAGEMENT

Avoiding spray drift at the application site is the responsibility of the applicator. The potential for spray drift is determined by the interaction of many equipment- and weather-related factors. The applicator and the grower are responsible for considering all these factors when making decisions.

Do not apply when weather conditions may cause drift to non-target areas. Drift may result in injury to adjacent crops and vegetation.

Applications must be made at the lowest height above the target area that still provides uniform coverage of the target. Making applications at the lowest yet effective height reduces exposure of droplets to wind.

Where certain states have more stringent regulations, they must be observed.

#### Aerial Applications:

- Do not release spray at a height greater than 10 ft. above the ground or vegetative canopy, unless a greater application height is necessary for pilot safety.
- For applications prior to the emergence of crops and target weeds, applicators are required to use a coarse or coarser droplet size (ASABE S572.1).
- For all other applications, applicators are required to use a medium or coarser droplet size (ASABE S572.1).
- Applicators must use ½ swath displacement upwind at the downwind edge of the field.
- Do not apply when wind speeds exceed 15 mph at the application site. If the windspeed is greater than 10 mph, the boom length must be 65% or less of the wingspan for fixed wing aircraft and 75% or less of the rotor diameter for helicopters. Otherwise, the boom length must be 75% or less of the wingspan for fixed-wing aircraft and 90% or less of the rotor diameter for helicopters.

- Do not apply during temperature inversions.

#### Ground Boom Applications:

- User must only apply with the release height recommended by the manufacturer, but no more than 3 feet above the ground or crop canopy unless making a turf, pasture, or rangeland application, in which case applicators may apply with a nozzle height no more than 4 feet above the ground.
- For applications prior to the emergence of crops and target weeds, applicators are required to use a coarse or coarser droplet size (ASABE S572.1).
- For all other applications, applicators are required to use a medium or coarser droplet size (ASABE S572.1).
- Do not apply when wind speeds exceed 15 miles per hour at the application site.
- Do not apply during temperature inversions.”

#### Boomless Ground Applications:

- Applicators are required to use a medium or coarser droplet size (ASABE S572.1) for all applications.
- Do not apply when wind speeds exceed 15 miles per hour at the application site.
- Do not apply during temperature inversions.

### SPRAY DRIFT ADVISORIES

#### Importance of Droplet Size

The most effective way to reduce drift potential is to apply large droplets. The best drift management strategy is to apply the largest droplets that provide sufficient coverage and control. Applying larger droplets reduces drift potential but will not prevent drift if applications are made improperly, or under unfavorable environmental conditions (see **Wind, Temperature and Humidity**, and **Temperature Inversion** sections).

#### Controlling Droplet Size:

- **Volume** – Increasing the spray volume so that larger droplets are produced will reduce spray drift. Use the highest practical spray volume for the application. If a greater spray volume is needed, consider using a nozzle with a higher flow rate.
- **Pressure** – Do not exceed the nozzle manufacturer’s specified pressures. Use the lowest spray pressure specified for the nozzle. Higher pressure reduces droplet size and does not improve canopy penetration. When higher flow rates are needed, use higher flow rate nozzles instead of increasing pressure.
- **Number of Nozzles** – Use the minimum number of nozzles that provide uniform coverage.
- **Nozzle Orientation** – Orienting nozzles so that the spray is released backwards, parallel to the airstream will produce larger droplets than other orientations. Significant deflection from the horizontal will reduce droplet size and increase drift potential.
- **Nozzle Type** – Use a nozzle type that is designed for the intended application. With most nozzle types, narrower spray angles produce larger droplets. Consider using low-drift nozzles. Solid stream nozzles oriented straight back produce larger droplets and lower drift than other nozzle types.

**Boom Length:** For some use patterns, reducing the effective boom length to less than  $\frac{3}{4}$  of the wingspan or rotor length may further reduce drift without reducing swath width. For ground equipment, the boom should remain level with the crop and have minimal bounce.

#### Boom-less Ground Applications:

- Setting nozzles at the lowest effective height will help to reduce the potential for spray drift.

#### Handheld Technology Applications:

- Take precautions to minimize spray drift.

**Application Height:** Do not make applications at a height greater than 10 feet above the top of the largest plants unless a greater height is required for aircraft safety. Making applications at the lowest height that is safe reduces exposure of droplets to evaporation and wind.

**Shield Sprayers:** Shielding the boom or individual nozzles can reduce spray drift. Consider using shielded sprayers. Verify that the shields are not interfering with the uniform deposition of the spray on the target area.

**Swath Adjustment:** When applications are made with a crosswind, the swath will be displaced downwind. Therefore, on the up and downwind edges of the field, the applicator must compensate for this displacement by adjusting the path of the aircraft upwind. Increase swath adjustment distance with increasing drift potential (higher wind, smaller drops, etc.).

**Wind:** Drift potential is lowest between wind speeds of 2-10 mph. However, many factors, including droplet size and equipment type determine drift potential at any given speed. Avoid application below 2 mph due to variable wind direction and high inversion potential. AVOID APPLICATIONS DURING GUSTY WIND CONDITIONS. **Note:** Local terrain can influence wind patterns. Every applicator must be familiar with local wind patterns and how they affect spray drift.

**Temperature and Humidity:** When making applications in low relative humidity, set up equipment to produce larger droplets to compensate for evaporation. Droplet evaporation is most severe when conditions are both hot and dry.

**Temperature Inversions:** Do not apply during a temperature inversion, because drift potential is high. Temperature inversions restrict vertical air mixing, which causes small suspended droplets to remain in a concentrated cloud. The cloud can move in unpredictable directions due to the light variable winds common during inversions. Temperature inversions are characterized by increasing temperatures with altitude and are common on nights with limited cloud cover and light to no wind. They begin to form as the sun sets and often continue into the morning. The presence of inversion conditions can be indicated by ground fog. However, if fog is not present, the movement of smoke from a ground source or an aircraft smoke generator can also identify inversion conditions. Smoke that layers and moves laterally in a concentrated cloud (under low wind conditions) indicates an inversion, while smoke that moves upwards and rapidly dissipates indicates good vertical air mixing.

**Sensitive Areas:** Apply this pesticide when the potential for drift to adjacent sensitive areas (e.g., residential areas, bodies of water, known habitat for threatened or endangered species, non-target crops) is minimal (e.g., when wind is blowing away from the sensitive areas).

#### MIXING INSTRUCTIONS

An adjuvant must be used for post-emergence applications of **GCS Imazamide SC Herbicide**.

#### Adjuvants

**Crop Oil Concentrate:** A petroleum or vegetable seed-based oil concentrate may be used. Use methylated seed oils when weeds are under environmental stress conditions (moisture or temperature stress). Use methylated seed oils at the rate of 1.0% v/v (1 gal. per 100 gals. of spray solution), or a crop oil concentrate at 1.25% v/v (1.25 gals. per 100 gals. of spray solution).

It is recommended that adjuvants meeting Chemical Producers and Distributors Association (CPDA) adjuvant certification program standards are used.

#### AND

(All States Except California)

#### Fertilizer Solution

Acceptable nitrogen-based fertilizers include liquid fertilizers (including 28%N, 32%N, or 10-34-0) and may be applied at the rate of 1.25 to 2.5 gals. per 100 gals. of spray solution. Use the higher rate within the specified rate range when weeds are under moisture or temperature stress. Instead of a liquid fertilizer, use spray grade ammonium sulfate at the rate of 12 - 15 lbs. per 100 gals. of spray solution.

**Note:** Fertilizer solution is not required in applications with **GCS Imazamide SC Herbicide** in use areas south of Interstate highway 40, except in the states of Texas, New Mexico, and Oklahoma.

Fill the spray tank one-half full of clean water. Use a calibrated measuring device to measure the necessary amount of **GCS Imazamide SC Herbicide**. Add **GCS Imazamide SC Herbicide** to the spray tank and maintain agitation. Add the adjuvants and fill the remainder of the spray tank with water.

#### Tank-Mix Combinations with Other Herbicides

If other herbicides are to be tank-mixed with **GCS Imazamide SC Herbicide**, maintain agitation while adding the components in the following order:

1. Fill spray tank ½ full of clean water.
2. Add water soluble packet products. Mix thoroughly.
3. Add WP (wetttable powder), DG (dispersible granule), DF (dry flowable) or liquid flowable formulations (not in soluble packets).
4. Add **GCS Imazamide SC Herbicide**. Mix thoroughly.
5. Add other water-soluble products.
6. Add EC (emulsifiable concentrate) products.
7. Add crop oil concentrates or surfactants.
8. Add liquid fertilizer.
9. Fill the remainder of the tank with water while maintaining agitation.

Spray equipment used for **GCS Imazamide SC Herbicide** applications must be drained and thoroughly cleaned with water before being used to apply other products to avoid injury to sensitive crops.

When making applications of **GCS Imazamide SC Herbicide** in tank mixture with another herbicide product, always read and refer to the respective product label for use rates, application information, restrictions, precautions, and weeds controlled. Always read and follow label instructions and observe the most restrictive label precautions and restrictions.

#### Compatibility with Other Pesticides

**GCS Imazamide SC Herbicide** is compatible with most commonly used agricultural pesticides, crop oil concentrate and adjuvants. When preparing tank mixes, consult spray compatibility charts or State Cooperative Extension Service Specialists prior to actual use. It is the pesticide user's responsibility to ensure that all products in the listed mixtures are registered for the intended use(s). Read and follow the applicable restrictions and limitations and directions for use on all product labels involved in tank mixing. Users must follow the most restrictive directions for use and precautionary statements of each product in the tank mixture.

**EFFECT OF SOIL TYPE, MOISTURE AND TEMPERATURE**

**GCS Imazamide SC Herbicide** is most active in coarse to medium texture soils of low organic matter and relatively inactive in peat or muck soils or mineral soils high in organic matter content at rates specified in this label. Herbicidal activity is best in soils containing less than 4% organic matter. Use in soils with higher organic matter may result in inconsistent or incomplete weed control.

The herbicidal activity of **GCS Imazamide SC Herbicide** is mainly through root absorption and foliar translocation in sensitive weed species. Rain, melting snow or irrigation is **essential** following treatment to move **GCS Imazamide SC Herbicide** into the root zone of germinating weeds.

Under field conditions, **GCS Imazamide SC Herbicide** will remain relatively stable with little loss of herbicidal activity when soil temperatures are less than 55°F. As soil temperatures increase, degradation of the active ingredient takes place. **GCS Imazamide SC Herbicide** may degrade rather quickly if left exposed on the soil surface in warm weather. If **GCS Imazamide SC Herbicide** is applied when air temperature exceeds 85°F, the treatment must be soil incorporated to a shallow depth (top 2 to 3 inches) or watered into the soil as soon as possible.

**USE DIRECTIONS****APPLICATION RATE EQUIVALENTS**

Amount of Product	Lbs. Pronamide	Lbs. Imazethapyr
1 pint	0.375 lb.	0.020 lb.
1.25 pints	0.469 lb.	0.025 lb.
1.3 pints	0.489 lb.	0.026 lb.
1.6 pints	0.600 lb.	0.032 lb.
2 pints	0.750 lb.	0.040 lb.
2.5 pints	0.938 lb.	0.050 lb.
3.75 pints	1.406 lbs.	0.075 lb.

**TURFGRASS**

This product may only be used on turf grown for sod or on nonresidential sites including golf courses, industrial and office building sites, stadium fields or professional athletic fields.

**GCS Imazamide SC Herbicide** is a selective herbicide for the pre-emergence and post-emergence control of annual bluegrass (*Poa annua*) from warm season grasses and the removal of perennial rye grass (*Lolium perenne*) from warm season during spring transition. Warm season grasses include ornamental bermudagrass (*Cynodon dactylon*), Zoysiagrass, St. Augustinegrass and Centipedegrass.

Mix the specified amount of **GCS Imazamide SC Herbicide** in clean water and apply uniformly with a low-pressure ground sprayer in 20 to 50 gallons of water per acre or 0.5 to 1 gallon of water per 1,000 sq. ft. The sprayer must be equipped with flat fan nozzles, spaced to provide uniform distribution without skips or excessive overlapping of spray patterns.

**Important Note: Avoid spraying on fairways, hillsides, or approaches that may drain onto bentgrass greens or to areas overseeded with sensitive cool season grasses.**

**Soil and Moisture Requirements**

**GCS Imazamide SC Herbicide** acts through root absorption and foliar translocation in sensitive weed species. If no rainfall occurs within a day or so of the application, a light overhead irrigation must be made to move the chemical into the weed root zone. It is best to irrigate with 0.25 to 0.5 inch of irrigation within 24 hours of application. Avoid heavy irrigations of more than 1 inch to reduce the possibility of excess washing or leaching of the chemical from the area of application.

**GCS Imazamide SC Herbicide** is most active in coarse- to medium-textured soils of low organic matter and is relatively inactive in peat or muck soils or mineral soils high in organic matter content at rates specified in this label. Herbicidal activity is best in soils containing less than 4% organic matter. Use in soils of higher organic matter content may result in inconsistent or incomplete weed control.

**GCS Imazamide SC Herbicide Deactivation for Overseeding**

Where it is desirable to reseed sooner than 90 days following the application of **GCS Imazamide SC Herbicide**, an application of an activated charcoal including Gro-Safe, is needed. Apply the activated charcoal at the rate of 10 lbs. per 1,000 sq. ft. Allow at least 14 days between the application of **GCS Imazamide SC Herbicide** and the application of charcoal for control of emerged annual bluegrass. Reseed no sooner than 7 days following charcoal application.

**Annual Bluegrass (*Poa Annua*) Control**

**GCS Imazamide SC Herbicide** will control annual bluegrass from pre-germination and seedling stages through tillering, heading and seed formation. **GCS Imazamide SC Herbicide** acts slowly on seedling to mature annual bluegrass. Following application of **GCS Imazamide SC Herbicide** annual bluegrass may first become dark green and then gradually turn yellow and die over a 3- to 5-week period.



For effective control of annual bluegrass in turf or seed crops, moisture is necessary to move **GCS Imazamide SC Herbicide** in the weed root zone. Refer to the **Moisture Requirements** section of this label for details.

### Dosage and Timing for Annual Bluegrass Control

For annual bluegrass control, **GCS Imazamide SC Herbicide** is applied at the rate of 1.25 to 3.75 pints of product per acre broadcast application. The dosage rate required is dependent on the growth stage of annual bluegrass at time of application.

Follow the dosage rate and timing instructions given below:

Annual Bluegrass Growth Stage	GCS Imazamide SC Herbicide Pints per Acre <sup>1</sup> Broadcast Application
Pre-emergence or early Post-emergence	1.30 - 2.60 <sup>2</sup>
Post-emergence – early tillering to heading	0
Post-emergence – at seed forming stages	2.60 - 3.75 <sup>2</sup>

<sup>1</sup>One acre equals 43,560 sq. ft.

<sup>2</sup>Use the higher rate when longer pre-emergence residual control is desired.

### Removal of Perennial Rye Grass from Warm Season Grasses

**GCS Imazamide SC Herbicide** will remove perennial rye grass from warm season grasses with post-emergent applications during the spring to control the transition from cool season overseed to warm season grasses. **GCS Imazamide SC Herbicide** works slowly to control mature perennial rye grass. After an application of **GCS Imazamide SC Herbicide**, perennial rye grass will gradually die over a 4- to 6-week period. The length of this transition is dependent upon environmental factors including temperature, rainfall, and mowing height of the turf.

### Dosage and Timing for Removal of Perennial Ryegrass

For removal of perennial rye grass from warm season grasses, **GCS Imazamide SC Herbicide** may be applied at a rate of 1.30 to 2.5 pints of product per broadcast acre. It is best to apply **GCS Imazamide SC Herbicide** to warm season grasses at 50% green-up for ryegrass removal. Application of **GCS Imazamide SC Herbicide** to dormant warm season grasses can slow green-up but typically the delay in green-up is not significantly longer than the turf that has not been treated. See section above for specific directions regarding deactivation for overseeding.

### Turfgrass – Specific Use Restrictions

- Do not apply by air.
- Do not apply to golf course putting greens or tees.
- Do not apply North of North Dakota State Highway 13 or Minnesota State Highway 210.
- Do not apply directly to landscape ornamentals or ornamental beds.
- This product may only be used on non-residential seeded, sodded, or sprigged turf that is well established. Use of this product on turf that has been weakened by weather-, pest-, disease-, chemical-, or mechanical-related stress may increase the chances of turf injury.
- This product must only be applied to turf areas that are composed of the following turfgrass species:
  - Bermudagrass (*Cynodon dactylon*) and hybrids
  - Centipedegrass (*Eremochloa ophiuroides*)
  - Seashore paspalum (*Paspalum vaginatum*)
  - St. Augustinegrass (*Stenotaphrum secundatum*)
  - Zoysiagrass (*Zoysia japonica*)
- Apply no more than 3.75 pints (1.406 lbs. Pronamide; 0.075 lb. Imazethapyr) of **GCS Imazamide SC Herbicide** per acre per application.
- Do not make more than 3 applications of **GCS Imazamide SC Herbicide** per year or exceed 3.75 pints (1.406 lbs. Pronamide; 0.075 lb. Imazethapyr) per acre per year.
- Do not apply with surfactants unless previous experience has shown these to be non-injurious.
- Do not apply **GCS Imazamide SC Herbicide** to areas that are to be overseeded with susceptible cool season grasses within 90 days of treatment unless deactivation is planned.
- Do not apply **GCS Imazamide SC Herbicide** to dichondra, perennial bluegrass, annual and perennial ryegrasses, fescues, and bentgrasses.
- Do not graze treated areas and do not feed clippings to livestock.
- Do not apply to turf under stress.

### Use Precautions

- Temporary discoloration has been observed when Trinexapacethyl (Primo) has been either tank mixed or applied within 7 days prior to after an application.
- This product has not been screened on all the new Ultra dwarf bermudagrass turf varieties.
- Avoid spraying on hill sides, fairways, or approaches that may drain onto bentgrass greens or to area overseeded with sensitive cool season grasses.

### Application

Mix the specified amount of **GCS Imazamide SC Herbicide** in clean water and apply uniformly in 20 to 50 gallons per acre. Use a low-pressure ground sprayer equipped with flat fan nozzles spaced to provide uniform distribution. Dosages listed on this label are for



surface broadcast application. For banded treatments down the row, reduce the amount of **GCS Imazamide SC Herbicide** used per acre according to the following formula:

$$\frac{\text{Band Width (in Inches)}}{\text{Row Width (in Inches)}} \times \text{Rate per Acre Broadcast} = \text{Amount Needed per Acre for Band Application}$$

**GCS Imazamide SC Herbicide** must not be soil incorporated.

**Note:** Most ornamental turf grass species and ground covers are sensitive to **GCS Imazamide SC Herbicide**. Avoid contact of **GCS Imazamide SC Herbicide** with these plants from either direct application, spray drift or from applications to areas that may drain into established ornamental turf and ground cover.

### STORAGE AND DISPOSAL

Do not contaminate water, food, or feed by storage or disposal.

**PESTICIDE STORAGE:** Store in a cool, dry place but not below 32°F (0°C).

**PESTICIDE DISPOSAL:** Wastes resulting from the use of this product must be disposed of on site or at an approved waste disposal facility.

#### CONTAINER HANDLING:

**Nonrefillable containers less than or equal to 5 gallons:** Nonrefillable container. Do not reuse or refill this container. Triple rinse container (or equivalent) promptly after emptying. Triple rinse as follows: Empty the remaining contents into application equipment or a mix tank and drain for 10 seconds after the flow begins to drip. Fill the container ¼ full with water and recap. Shake for 10 seconds. Pour rinsate into application equipment or a mix tank or store rinsate for later use or disposal. Drain for 10 seconds after the flow begins to drip. Repeat this procedure two more times. Then offer for recycling or reconditioning, or puncture and dispose of in a sanitary landfill or incineration.

**Nonrefillable containers greater than 5 gallons:** Nonrefillable container. Do not reuse or refill this container. Triple rinse container (or equivalent) promptly after emptying. Triple rinse as follows: Empty the remaining contents into application equipment or a mix tank. Fill the container ¼ full with water. Replace and tighten closures. Tip container on its side and roll it back and forth, ensuring at least one complete revolution, for 30 seconds. Stand the container on its end and tip it back and forth several times. Turn the container over onto its other end and tip it back and forth several times. Empty the rinsate into application equipment or a mix tank or store rinsate for later use or disposal. Repeat this procedure two more times. Then offer for recycling or reconditioning, or puncture and dispose of in a sanitary landfill or incineration.

### CONDITION OF SALE AND LIMITATION OF WARRANTY AND LIABILITY

**NOTICE:** Read the entire Directions for Use and Conditions of Sale and Limitation of Warranty and Liability before buying or using this product. If the terms are not acceptable, return the product at once, unopened, and the purchase price will be refunded.

The Directions for Use of this product must be followed carefully. It is impossible to eliminate all risks inherently associated with the use of this product. Ineffectiveness or other unintended consequences may result because of such factors as manner of use or application, weather, presence of other materials or other influencing factors in the use of the product, which are beyond the control of Generic Crop Science, LLC or Seller. To the extent consistent with applicable law, all such risks shall be assumed by Buyer and User, and Buyer and User agree to hold Generic Crop Science, LLC and Seller harmless for any claims relating to such factors.

Generic Crop Science, LLC warrants that this product conforms to the chemical description on the label and is reasonably fit for the purposes stated in the Directions for Use, subject to the inherent risks referred to above, when used in accordance with directions under normal use conditions. This warranty does not extend to the use of this product contrary to label instructions, or under abnormal conditions or under conditions not reasonably foreseeable to or beyond the control of Seller or Generic Crop Science, LLC, and to the extent consistent with applicable law, Buyer and User assume the risk of any such use. TO THE EXTENT CONSISTENT WITH APPLICABLE LAW, GENERIC CROP SCIENCE, LLC MAKES NO WARRANTIES OF MERCHANTABILITY OR OF FITNESS FOR A PARTICULAR PURPOSE NOR ANY OTHER EXPRESS OR IMPLIED WARRANTY EXCEPT AS STATED ABOVE.

To the extent consistent with applicable law, neither Generic Crop Science, LLC nor Seller shall be liable for any incidental, consequential, or special damages resulting from the use or handling of this product. TO THE EXTENT CONSISTENT WITH APPLICABLE LAW, THE EXCLUSIVE REMEDY OF THE USER OR BUYER, AND THE EXCLUSIVE LIABILITY OF GENERIC CROP SCIENCE, LLC AND SELLER FOR ANY AND ALL CLAIMS, LOSSES, INJURIES OR DAMAGES (INCLUDING CLAIMS BASED ON BREACH OF WARRANTY, CONTRACT, NEGLIGENCE, TORT, STRICT LIABILITY OR OTHERWISE) RESULTING FROM THE USE OR HANDLING OF THIS PRODUCT, SHALL BE THE RETURN OF THE PURCHASE PRICE OF THE PRODUCT OR, AT THE ELECTION OF GENERIC CROP SCIENCE, LLC OR SELLER, THE REPLACEMENT OF THE PRODUCT.

Generic Crop Science, LLC and Seller offer this product, and Buyer and User accept it, subject to the foregoing Conditions of Sale and Limitation of Warranty and Liability, which may not be modified except by written agreement signed by a duly authorized representative of Generic Crop Science, LLC.

[All trademarks are the property of their respective owners.]


[Farmers First is a trademark of Farmers Business Network, Inc.]

[The sprout logo, "FBN", and "Farmers Business Network" are registered service marks of Farmer's Business Network, Inc.]

[<BRAND>™ or ® is a trademark of <TRADEMARK HOLDER>.]

{Note to Reviewer: The mention of the product name throughout this Master Label may be updated/replaced with the term "This product" on the Market Label.}

{Optional graphics to be used on any panel of final market label:}

<p>[www.FBN.com][FBN.com] [Available at www.FBN.com] [844-200-FARM (3276)] [Farmers First]</p>		<p>{any color}</p> 