



OFFICE OF CHEMICAL SAFETY AND POLLUTION PREVENTION

WASHINGTON, D.C. 20460

March 13, 2024

Stephanie Herring, Agent for
Generic Crop Science, LLC
c/o Wagner Regulatory Associates, Inc.
PO Box 640
7217 Lancaster Pike, Suite A
Hockessin, Delaware 19707

Subject: Notification per PRN 98-10 – Addition of an Alternate Brand Name; Minor Label Edits; and the Addition of Optional Marketing Statements/Graphics.
Product Name: GCS Methoxy 2F
EPA Registration Number: 94730-10
Application Date: November 16, 2022
Case Number: 473882

Dear Stephanie Herring:

The Agency is in receipt of your Application for Pesticide Notification under Pesticide Registration Notice (PRN) 98-10 for the above referenced product. The Registration Division (RD) has conducted a review of this request for its applicability under PRN 98-10 and finds that the action requested falls within the scope of PRN 98-10.

The label submitted with the application has been stamped “NOTIFICATION” and placed in our records.

The alternate brand name, “**Farmers First Methoxy 2F**” has been added to the product record.

Should you wish to add/retain a reference to the company’s website on your label, then please be aware that the website becomes labeling under the Federal Insecticide, Fungicide, and Rodenticide Act (FIFRA) and is subject to review by the Agency. If the website is false or misleading, the product would be misbranded and unlawful to sell or distribute under FIFRA section 12(a)(1)(E). 40 CFR 156.10(a)(5) lists examples of statements EPA may consider false or misleading. In addition, regardless of whether a website is referenced on your product’s label, claims made on the website may not substantially differ from those claims approved through the registration process. Therefore, should the Agency find or if it is brought to our attention that a website contains false or misleading statements or claims substantially differing from the

EPA approved registration, the website will be referred to the EPA's Office of Enforcement and Compliance.

If you have any questions, please contact Linda Boccuzzo at 202-566-1121 or at boccuzzo.linda@epa.gov.

Sincerely,

A handwritten signature in black ink, appearing to read 'Michael Walsh', written in a cursive style.

Michael Walsh
Product Manager 11
Invertebrate & Vertebrate Branch 2
Registration Division
Office of Pesticide Programs

[MASTER LABEL]

METHOXYFENOZIDE | GROUP 18 | INSECTICIDE

GCS METHOXY 2F

[ABN: Willowood Methoxy 2F]

[ABN: Farmers First™ Methoxy 2F]

ACTIVE INGREDIENT:

Methoxyfenozide: Benzoic acid, 3-methoxy-2-methyl-,2-(3,5-dimethylbenzoyl)-2-(1,1-dimethylethyl) hydrazide..... 22.6%

OTHER INGREDIENTS:** 77.4%**TOTAL:** 100.0%

GCS Methoxy 2F contains 2 pounds active ingredient per gallon.

[Contains methoxyfenozide, the active ingredient used in Intrepid 2F®.]

KEEP OUT OF REACH OF CHILDREN CAUTION

Si usted no entiende la etiqueta, busque a alguien para que se la explique a usted en detalle.
(If you ~~do not~~ **DO NOT** understand this label, find someone to explain it to you in detail.)

FIRST AID

IF INHALED:	<ul style="list-style-type: none"> Move person to fresh air. If person is not breathing, call 911 or an ambulance, then give artificial respiration, preferably by mouth-to-mouth if possible. Call a poison control center or doctor for further treatment advice.
IF ON SKIN OR CLOTHING:	<ul style="list-style-type: none"> Take off contaminated clothing. Rinse skin immediately with plenty of water for 15-20 minutes. Call a poison control center or doctor for treatment advice.

HOTLINE NUMBERS

Have the product container or label with you when calling a poison control center or doctor or going for treatment. For 24-Hour Medical Emergency Assistance (Human or Animal), [contact Rocky Mountain Poison Control at 866-767-5040](tel:866-767-5040) ~~call: 1-800-222-1222~~. For Chemical Emergency Assistance (Spill, Leak, Fire, or Accident), call CHEMTREC: **1-800-424-9300** (North America) or **703-527-3887** (International).

[Optional referral statements when booklets and container labels are used:]

[See label booklet for [complete] [additional] [First Aid,] [Precautionary Statements,] [Directions For Use,] and [Storage and Disposal.]]

Manufactured For [By]:

Generic Crop Science, LLC
1887 Whitney Mesa Dr., #9740
Henderson, NV 89014

NOTIFICATION

94730-10

The applicant has certified that no changes, other than those reported to the Agency have been made to the labeling. The Agency acknowledges this notification by letter dated:

03/13/2024

EPA Reg. No.: 94730-10
EPA Est. No.: XXXXX-XX-XXX

Net Contents: _____ [Gals./L]

SHAKE WELL BEFORE USE – AVOID FREEZING.

[GCS METHOXY 2F is not manufactured, or distributed by Corteva Agriscience, seller of Intrepid 2F®.]

PRECAUTIONARY STATEMENTS

HAZARDS TO HUMANS AND DOMESTIC ANIMALS

CAUTION

Harmful if inhaled. Harmful if absorbed through skin. Avoid breathing spray mist. Avoid contact with eyes, skin, or clothing. Wash thoroughly with soap and water after handling and before eating, drinking, chewing gum, using tobacco, or using the toilet. Remove and wash contaminated clothing before reuse.

PERSONAL PROTECTIVE EQUIPMENT (PPE)

Applicators and other handlers must wear:

- Long-sleeved shirt and long pants
- Chemical-resistant gloves made of made of any waterproof material
- Shoes plus socks

Follow manufacturer's instructions for cleaning/maintaining PPE. If no such instructions for washables exist, use detergent and hot water. Keep and wash PPE separately from other laundry.

ENGINEERING CONTROLS

Aerial applicators must be in enclosed cockpits. When handlers use closed systems, enclosed cabs, or aircraft in a manner that meet the requirements listed in the Worker Protection Standards (WPS) for agricultural pesticides [40 CFR 170.607 (d-f)], the handler PPE requirements may be reduced or modified as specified in the WPS.

USER SAFETY RECOMMENDATIONS

Users should:

- Wash hands before eating, drinking, chewing gum, using tobacco, or using the toilet.
- Remove clothing/PPE immediately if pesticide gets inside. Then wash thoroughly and put on clean clothing.
- Remove PPE immediately after handling this product, wash the outside of gloves before removing. As soon as possible, wash thoroughly and change into clean clothing.

ENVIRONMENTAL HAZARDS

Drift and runoff from applications of this product may be hazardous to sensitive aquatic invertebrates in water bodies adjacent to the treatment area. For terrestrial uses, ~~do not~~**DO NOT** apply directly to water or to areas where surface water is present or to intertidal areas below the mean highwater mark. ~~Do not~~**DO NOT** contaminate water when cleaning equipment or disposing of equipment wash waters.

~~Do not~~**DO NOT** cultivate within 10 feet of aquatic areas to allow growth of a vegetative filter strip.

~~Do not~~**DO NOT** apply by ground within 25 feet, or by air within 150 feet, of lakes, reservoirs, rivers, permanent streams, marshes, or natural ponds, estuaries, and commercial fish farm ponds.

Groundwater Advisory

This chemical has properties and characteristics associated with chemicals detected in groundwater. The use of this chemical in areas where soils are permeable, particularly where the water table is shallow, may result in groundwater contamination.

Surface Water Advisory

Methoxyfenozide can contaminate surface water through spray drift. Under some conditions, methoxyfenozide may also have a high potential for runoff into surface water (primarily via dissolution in runoff water) for several months post-application. These include poorly draining or wet soils with readily visible slopes toward adjacent surface waters, frequently flooded areas, areas over-laying extremely shallow groundwater, areas with in-field canals or ditches that drain to overlying tile drainage systems that drain to surface water.

PHYSICAL/CHEMICAL HAZARDS

~~Do not~~**DO NOT** mix or allow to come in contact with oxidizing agents. Hazardous chemical reaction may occur.

DIRECTIONS FOR USE

It is a violation of Federal law to use this product in a manner inconsistent with its labeling.

~~Do not~~**DO NOT** apply this product in a way that will contact workers or other persons, either directly or through drift. Only protected handlers may be in the area during application. For any requirements specific to your State or Tribe, consult the agency responsible for pesticide regulation.

AGRICULTURAL USE REQUIREMENTS

Use this product only in accordance with its labeling and with the Worker Protection Standard, 40 CFR Part 170. This Standard contains requirements for the protection of agricultural workers on farms, forests, nurseries, and greenhouses, and handlers of agricultural pesticides. It contains requirements for training, decontamination, notification, and emergency assistance. It also

contains specific instructions and exceptions pertaining to the statements on this label about personal protective equipment (PPE) and restricted-entry interval. The requirements in this box only apply to uses of this product that are covered by the Worker Protection Standard.

~~Do not~~**DO NOT** enter or allow worker entry into treated areas during the restricted-entry interval (REI) of 4hours.

PPE required for early entry to treated areas that is permitted under the Worker Protection Standard and that involves contact with anything that has been treated, including plants, soil, or water is:

- Coveralls
- Chemical-resistant gloves made of any water-proof material
- Shoes plus socks

NON-AGRICULTURAL USE REQUIREMENTS

The requirements in this box apply to uses of this product that are NOT within the scope of the Worker Protections Standards for agricultural pesticides (40 CFR Part 170). The WPS applies when this product is used to produce agricultural plants on farms, forests, nurseries, and greenhouses.

~~Do not~~**DO NOT** allow people or pets in treated areas until the spray has dried.

PRODUCT INFORMATION

GCS Methoxy 2F insecticide belongs to the diacylhydrazine class of insecticides and has a novel mode of action that mimics the action of the molting hormone of lepidopterous (moths, butterflies) larvae. Upon ingestion, larval stages of the order lepidoptera undergo an incomplete and developmentally lethal premature molt. This process interrupts and rapidly halts their feeding. Feeding typically ceases within hours of ingestion, although complete mortality of the larvae may take several days. Affected larvae often become lethargic and often develop discolored areas or bands between segments.

GCS Methoxy 2F is a narrow spectrum insecticide that specifically targets Lepidoptera, making it an ideal tool for Integrated Pest Management (IPM).

Use Rate Determination:

Carefully read, understand, and follow label use rates and restrictions. Apply the amount specified in the following tables with properly calibrated aerial or ground spray equipment. Prepare only the amount of spray solution required to treat the measured acreage. Use the lower specified rates for light infestations of the target lepidopterous species and the higher specified rates for moderate to heavy infestations. **GCS Methoxy 2F** may be applied in either dilute or concentrate sprays so long as the application equipment is calibrated and adjusted to deliver thorough, uniform coverage. Use the specified amount of **GCS Methoxy 2F** per acre regardless of the spray volume used.

Rainfastness:

As soon as dry, **GCS Methoxy 2F** will resist wash-off better than most insecticides. However, efficacy or residual will be reduced with exposure to rainfall or overhead irrigation.

Use Restrictions:

Endangered Species - It is a Federal offense to use any pesticide in a manner that results in the death of an endangered species. Use of this product may pose a hazard to endangered or threatened species. When using this product, you must follow the measures contained in the Endangered Species Protection Bulletin for the county in which you are applying the product. To obtain Bulletins, no more than 6 months before using this product, consult <http://www.epa.gov/espp/>. You must use the Bulletin valid for the month in which you will apply the product.

Not for Sale, Sale Into, Distribution and/or Use in Nassau and Suffolk Counties of New York State.

Rotational Crop Restrictions:

The following rotational crops may be planted at intervals defined below following the final application of **GCS Methoxy 2F** at specified rates for a registered use.

Crop	Re-Planting Interval
Crops Registered Use	No Restrictions
All Other Crops Grown for Food or Feed	7 Days

Note: When using **GCS Methoxy 2F** with other registered pesticides, always refer to rotational restrictions and precautions on the other product's label and comply with the most restrictive rotational guidelines.

INSECTICIDE RESISTANCE MANAGEMENT

GCS Methoxy 2F contains methoxyfenozide a Group 18 insecticide. Any insect population may contain individuals naturally resistant to methoxyfenozide and other Group 18 insecticides. The resistant individuals may dominate the insect population if this group of insecticides is used repeatedly in the same fields. Appropriate resistance-management strategies must be followed.

To delay development of insecticide resistance, take the following steps:

- Rotate the use of **GCS Methoxy 2F** or other Group 18 insecticides within a growing season, or among growing seasons with different groups that control the same pests.
- Use tank mixtures with insecticides from a different group that are equally effective on the target pest when such use is permitted. ~~Do not~~**DO NOT** rely on the same mixture repeatedly for the same pest population.
- Consider any known cross-resistance issues (for the targeted pests) between the individual components of a mixture. In addition, consider the following recommendations provided by the Insecticide Resistance Action Committee (IRAC):
 - Individual insecticides selected for use in mixtures should be highly effective and be applied at the rates at which they are individually registered for use against the target species.
 - Mixtures with components having the same IRAC mod of action classification are not recommended for insect resistance management.
 - When using mixtures, consider any known cross-resistance issues between the individual components for the targeted pest(s).
 - Mixtures become less effective if resistance is already developing to 1 or both active ingredients, but they may still provide pest management benefits.
 - The insect resistance management benefits of an insecticide mixture are greatest if the two components have similar periods of residual insecticidal activity. Mixtures of insecticides with unequal periods of residual insecticide activity may offer an insect resistance management benefit only for the period where both insecticides are active.
- Adopt an integrated pest management program for insecticide use that includes scouting, uses historical information related to pesticide use, crop rotation, record keeping, and which considers cultural, biological, and other chemical control practices.
- Monitor after application for unexpected target pest survival. If the level of survival suggests the presence of resistance, consult with your local university specialist or certified pest control advisor.
- Contact your local extension specialist, certified crop advisor, and/or manufacturer for insecticide resistance management and/or IPM recommendations for the specific site and resistant pest problems.
- For further information or to report suspected resistance, contact Generic Crop Science, LLC at 1-866-396-0465.

APPLICATION TIMING

The activity of **GCS Methoxy 2F** is expressed primarily through ingestion by the target larvae. Consequently, the timing of application is dependent upon the feeding behavior of the target pest. For cryptic (internal) feeding larvae, application must be made prior to the time that surface feeding occurs, i.e., just prior to initiation of egg hatch. For foliar or surface feeding larvae, application may be made while active feeding is occurring.

Reapplication may be required to protect new flushes of foliage, rapidly expanding fruit, or for extended infestations. The reapplication interval will vary depending upon how rapidly the crop is growing, the generation time of the target pest and the duration of the infestation.

GCS Methoxy 2F is effective against all larval instars; however, it is good practice to make applications to early instars to minimize feeding damage. For best results, begin applications when threshold levels of moths, eggs, or larvae occur. Consult the Cooperative Extension Service or other qualified professional authorities, to determine the appropriate threshold and timing for application in your area.

GCS Methoxy 2F must be ingested by insect larvae to be fully effective. Applications must be in a manner that assures uniform and thorough coverage. Higher water volume and increased spray pressure generally provide better coverage.

SPRAY DRIFT MANAGEMENT

Aerial Applications:

- ~~Do not~~**DO NOT** release spray at a height greater than 10 ft. above the vegetative canopy, unless a greater application height is necessary for pilot safety.
- Applicators are required to use a medium or coarser droplet size (ASABE S572.1).
- ~~Do not~~**DO NOT** apply when wind speeds exceed 15 mph at the application site. If the wind speed is greater than 10 mph, the boom length must be 65% or less for fixed-wing aircraft and 75% or less for helicopters. Otherwise, the boom length must be 75% or less for fixed-wing aircraft and 90% or less for helicopters.
- Applicators must use ½ swath displacement upwind at the downwind edge of the field.
- ~~Do not~~**DO NOT** apply during temperature inversions.

Airblast Applications:

- Sprays must be directed into the canopy.
- User must turn off outward pointing nozzles at row ends and when spraying outer rows.

Ground Boom Applications:

- User must only apply with the nozzle height recommended by the manufacturer, but no more than 4 ft. above the ground or crop canopy.
- Applicators are required to use a medium or coarser droplet size (ASABE S572.1)
- ~~Do not~~**DO NOT** apply when wind speeds exceed 15 mph at the application site.
- ~~Do not~~**DO NOT** apply during temperature inversions.

SPRAY DRIFT ADVISORIES

THE APPLICATOR IS RESPONSIBLE FOR AVOIDING OFF-SITE SPRAY DRIFT. BE AWARE OF NEARBY NON-TARGET SITES AND ENVIRONMENTAL CONDITIONS.

Importance of Droplet Size

An effective way to reduce spray drift is to apply large droplets. Use the largest droplets that provide target pest control. While applying larger droplets will reduce spray drift, the potential for drift will be greater if applications are made improperly or under unfavorable environmental conditions.

Controlling Droplet Size – Ground Boom

- **Volume** – Increasing the spray volume so that larger droplets are produced will reduce spray drift. Use the highest practical spray volume for the application. If a greater spray volume is needed, consider using a nozzle with a higher flow rate.
- **Pressure** – Use the lowest spray pressure recommended for the nozzle to produce the target spray volume and droplet size.
- **Spray Nozzle** – Use a spray nozzle that is designed for the intended application. Consider using nozzles designed to reduce drift.

Controlling Droplet Size – Aircraft

- **Adjust Nozzles** – Follow nozzle manufacturers recommendations for setting up nozzles. Generally, to reduce fine droplets, nozzles must be oriented parallel with the airflow in flight.

Boom Height – Ground Boom

For ground equipment, the boom must remain level with the crop and have minimal bounce.

Release Height – Aircraft

Higher release heights increase the potential for spray drift.

Shielded Sprayers

Shielding the boom or individual nozzles can reduce spray drift. Consider using shielded sprayers. Verify that the shields are not interfering with the uniform deposition of the spray on the target area.

Temperature and Humidity

When making applications in hot and dry conditions, use larger droplets to reduce effects of evaporation.

Temperature Inversions

Drift potential is high during a temperature inversion. Temperature inversions are characterized by increasing temperature with altitude and are common on nights with limited cloud cover and light to no wind. The presence of an inversion can be indicated by ground fog or by movement of smoke from a ground source or an aircraft smoke generator. Smoke that layers and moves laterally in a concentrated cloud (under low wind conditions) indicates an inversion, while smoke that moves upward and rapidly dissipates indicates good vertical air mixing. Avoid applications during temperature inversions.

Wind

Drift potential generally increases with wind speed. AVOID APPLICATIONS DURING GUSTY WIND CONDITIONS. Applicators need to be familiar with local wind patterns and terrain that could affect spray drift.

Handheld Technology Applications:

- Take precautions to minimize spray drift.

MIXING DIRECTIONS

Always shake well before use. Avoid freezing.

Application Rate Reference Table

Application Rate of GCS Methoxy 2F (Fl. Oz./Acre)	Active Ingredient Equivalent (Lb. A.I./Acre)	Acres per Gallon of GCS Methoxy 2F
4	0.06	32
6	0.09	21
8	0.12	16
10	0.16	13
12	0.19	11
16	0.25	8
24	0.38	5

GCS Methoxy 2F Alone

Fill the spray tank $\frac{1}{3}$ to $\frac{1}{2}$ full of clean water and slowly pour **GCS Methoxy 2F** into the spray tank. Maintain agitation in the spray tank during mixing, loading and application. Triple rinse empty container and add rinsate to the spray tank.

GCS Methoxy 2F Tank Mix

GCS Methoxy 2F is believed to be compatible with most commonly used agricultural fungicides, insecticides, growth regulators, foliar fertilizers, and spray adjuvants. However, whenever preparing a new tank mix, always conduct a compatibility test by mixing

proportional amounts of all spray ingredients in a test vessel (jar). Shake the mixture vigorously and allow it to stand for 15 minutes. Rapid precipitation of the ingredients and failure to re-suspend when shaken indicates that the mixture is incompatible and must not be applied. Use of these products in tank mix applications with **GCS Methoxy 2F** is done at the user's risk.

It is the pesticide user's responsibility to ensure that all products are registered for the intended use. Read and follow the applicable restrictions and limitations and directions for use on all product labels involved in tank mixing. Users must follow the most restrictive directions for use and precautionary statements of each product in the tank mixture.

Mixing Order for Tank Mixes

Fill the spray tank with water to $\frac{1}{4}$ to $\frac{1}{2}$ of the required spray volume. Start agitation. Add different formulation types in the order indicated below, allowing time for complete dispersion, and mixing after addition of each product. Allow extra dispersion and mixing time for dry flowable products.

Add different formulation types in the following order:

1. Water dispersible granules
2. Wettable powders
3. **GCS Methoxy 2F** and other aqueous suspensions

Maintain agitation and fill spray tank to $\frac{3}{4}$ of total spray volume. Then add:

4. Emulsifiable concentrates and water-based solutions
5. Spray adjuvants
6. Foliar fertilizers

Finish filling the spray tank. Maintain continuous agitation during mixing, final filling and throughout application. If spraying and agitation must be stopped before the spray tank is empty, the materials may settle to the bottom.

Settled materials must be resuspended before spraying is resumed. A sparger agitator is particularly useful for this purpose.

Spray Adjuvants:

The addition of agricultural adjuvants to sprays of **GCS Methoxy 2F** may improve initial spray deposits, redistribution and weatherability. Select adjuvants that are recommended and registered for your specific use pattern and follow their use directions. When an adjuvant is to be used with this product, Generic Crop Science, LLC recommends the use of a Chemical Producers and Distributors Association certified adjuvant. Always add adjuvants last in the mixing process.

CHEMIGATION APPLICATION

GCS Methoxy 2F may be applied to cranberries and ornamentals through sprinkler irrigation equipment. ~~Do not~~**DO NOT** apply this product by chemigation unless specified in crop-specific directions in this label.

General Directions for Chemigation

Apply through a properly calibrated chemigation system that has the appropriate back flow prevention devices. See the **MIXING DIRECTIONS** section of the product label for specific mixing and dilution instructions. Apply **GCS Methoxy 2F** in dedicated chemigation cycles only, not as a part of a regular irrigation cycle. ~~Do not~~**DO NOT** exceed 900 gals. of water per acre application volume. Use just enough water to thoroughly wet the plants but not the soil. Use minimum volume for flushout to avoid diluting or rinsing off product. Washout time must not exceed 6 minutes. Set sprinkler heads in a spacing not exceeding 50 ft. by 60 ft. and adjusted to provide 100% overlap.

Apply this product only through solid-set sprinkler systems designed specifically for chemigation. ~~Do not~~**DO NOT** apply this product through any other type of irrigation system. Crop injury, lack of effectiveness, or illegal pesticide residues in the crop can result from non-uniform distribution of treated water. If you have questions about calibration, contact State Extension Service specialists, equipment manufacturers or other experts. ~~Do not~~**DO NOT** connect an irrigation system (including greenhouse systems) used for pesticide application to a public water system unless the pesticide label prescribed safety devices for public water systems are in place. A person knowledgeable of the chemigation system and responsible for its operation, or under the supervision of the responsible person, shall shut the system down and make necessary adjustments should the need arise.

- Public water system means a system for the provision to the public of piped water for human consumption if such system has at least 15 service connections or regularly serves an average of at least 25 individuals daily at least 60 days out of the year.
- Chemigation systems connected to public water systems must contain a functional reduced-pressure zone (RPZ), back flow preventer or the functional equivalent in the water supply line upstream from the point of pesticide introduction. As an option to the RPZ, the water from the public water system must be discharged into a reservoir tank prior to pesticide introduction. There shall be a complete physical break (air gap) between the outlet end of the fill pipe and the top or overflow rim of the reservoir tank of at least twice the inside diameter of the fill pipe.
- The system must contain a functional check valve, vacuum relief valve, and low pressure drain appropriately located on the irrigation pipeline to prevent water source contamination from back flow.
- The pesticide injection pipeline must contain a functional, automatic, quick-closing check valve to prevent the flow of fluid back toward the injection pump.
- The pesticide injection pipeline must contain a functional, normally closed solenoid-operated valve located on the intake side of the injection pump and connected to the system interlock to prevent fluid from being withdrawn from the supply tank when the

irrigation system is either automatically or manually shut down.

- The system must contain functional interlocking controls to automatically shut off the pesticide injection pump when the water pump motor stops, or in cases where there is no water pump, when the water pressure decreases to the point where pesticide distribution is adversely affected.
- The irrigation line or water pump must include a functional pressure switch that will stop the water pump motor when the water pressure decreases to the point where pesticide distribution is adversely affected.
- Systems not connected to a public water supply must contain a functional check valve, vacuum relief valve, and low-pressure drain appropriately located in the irrigation pipeline to prevent water source contamination from back flow.
- Systems must use a positive displacement, metering injection pump (e.g., diaphragm pump), effectively designed and constructed of materials that are compatible with pesticides and capable of being fitted with a system interlock.
- ~~Do not~~**DO NOT** apply when wind speed favors drift beyond the area intended for treatment.
- If you have questions about calibration, contact a State Extension Service specialist, equipment manufacturers, or other experts.

CROP USES

BUSHBERRIES (SUBGROUP 13-07B)*[,**]

(Not registered for use in New York.)

[**Not registered for sale or use in Arizona.]

*Including Aronia Berry, Black Currant, Buffalo Currant, Chilean Guava, Elderberry, European Barberry, Gooseberry, Highbush Cranberry, Highbush blueberry, Honeysuckle, Huckleberry, Jostaberry, Juneberry, Lingonberry, Lowbush blueberry, Native Currant, Red Currant, Salal, Sea Buckthorn, and Cultivars and/or Hybrids of Each.

Ground Application: Apply in a minimum of 30 gals. per acre by conventional ground equipment. Use a spray volume that assures uniform coverage of the infested portions of the treated crop. Calibrate equipment to the desired spray volume.

Aerial Application: Apply in a minimum of 10 gals. per acre. Use a higher carrier volume for heavy infestations and in situations where thorough coverage is difficult to achieve.

Pests	Application Rate (Fl. Oz./Acre)	Application Timing
Cherry Fruitworm Cranberry Fruitworm	10 - 16 (0.16 – 0.25 lb. a.i./acre)	Apply at initiation of egg laying (approximately 400 Day Degrees (DD) base 50°F) following biofix*. Make a second application at 100% petal fall (usually 7 to 14 days following the first application). An additional application (third) no sooner than 7 days following the second application may be required under high pressure or sustained moth flight.
European Grapevine Moth Light Brown Apple Moth Obliquebanded Leafroller		Spring (Overwintering) Generation: Make 1 or 2 applications at bloom to petal fall to small larvae when threshold levels occur. Summer Generation: Begin applications at peak moth flight (200 to 300 DD base 43°F) following biofix. An additional application (third) no sooner than 7 days following the second application may be required under high pressure or sustained moth flight.
Redbanded Leafroller Variegated Leafroller		For control of other leafrollers, apply at early egg hatch for each generation. Make the first application before webbing and sheltering begins. Make a second application to ensure complete coverage of rapidly expanding fruits or foliage.
Spanworm		Apply when first signs of feeding damage appear or when infestations reach threshold levels as defined by a Cooperative Extension Service or other qualified professional authorities.
Green Fruitworm		Apply when larvae are first detected in the clusters or when infestations reach threshold levels as defined by a Cooperative Extension Service or other qualified professional authorities.
Armyworm Cutworm	8 - 16 (0.12 – 0.25 lb. a.i./acre)	Apply when first signs of feeding damage appear or when infestations reach threshold levels as defined by a Cooperative Extension Service or other qualified professional authorities.
Gypsy Moth	4 - 8 (0.06 – 0.12 lb. a.i./acre)	Apply to early instars (1 st , 2 nd , or 3 rd) at first signs of infestation.

Restrictions:

- **Pre-Harvest Interval:** ~~Do not~~**DO NOT** apply within 7 days of harvest.
- ~~Do not~~**DO NOT** apply more than 16 fl. oz. (0.25 lb. a.i.) per acre per application or more than a total of 48 fl. oz. (0.75 lb. a.i.) of **GCS Methoxy 2F** per acre per year.
- ~~Do not~~**DO NOT** make more than 3 applications per year.
- **Minimum Retreatment Interval:** 7 days
- See **Rotational Crop Restrictions**.

*Biofix is defined as first sustained adult catch in pheromone traps, typically 5 moths in 3 traps within a 7-day period. Consult State Extension

Specialists or other qualified authorities for specific information regarding number, placement, and management of pheromone traps.

CANEBERRIES (SUBGROUP 13-07A)*[,]
(Not registered for use in New York.)**

[Not registered for sale or use in Arizona.]**

*including bababerry, bingleberry, blackberry, blackcap, black raspberry, black satin berry, boysenberry, caneberry, Cherokee blackberry, Chesterberry, Cheyenne blackberry, coryberry, darrowberry, dewberry, Dirksen thornless berry, framboise, frambueso, Himalayaberry, himbeere, hullberry, keriberry, Lavacaberry, loganberry, lowberry, Lucretiaberry, mammoth blackberry, marionberry, mayberry, nectarberry, olallieberry, Oregon evergreen berry, phenomenalberry, rangerberry, ravenberry, red raspberry, rossberry, Shawnee blackberry, thimbleberry, tulameen, yellow raspberry, youngberry, and cultivars, varieties and/or hybrids of these.

Ground Application: Apply in a minimum of 30 gals. per acre by conventional ground equipment. Use a spray volume that assures uniform coverage of the infested portions of the treated crop. Calibrate equipment to the desired spray volume.

Aerial Application: Apply in a minimum of 10 gals. per acre. Use a higher carrier volume for heavy infestations and in situations where thorough coverage is difficult to achieve.

Pests	Application Rate (Fl. Oz./Acre)	Application Timing
Cherry Fruitworm Cranberry Fruitworm	10 - 16 (0.16 – 0.25 lb. a.i./acre)	Apply at initiation of egg laying (approximately 400 Day Degrees (DD) base 50°F) following biofix*. Make a second application at 100% petal fall (usually 7 to 14 days following the first application). An additional application (third) no sooner than 7 days following the second application may be required under high pressure or sustained moth flight.
Light Brown Apple Moth Obliquebanded Leafroller		Spring (Overwintering) Generation: Make 1 or 2 applications at bloom to petal fall to small larvae when threshold levels occur. Summer Generation: Begin applications at peak moth flight (200 to 300 DD base 43°F) following biofix. An additional application (third) no sooner than 7 days following the second application may be required under high pressure or sustained moth flight.
Redbanded Leafroller Variegated Leafroller		For control of other leafrollers, apply at early egg hatch for each generation. Make the first application before webbing and sheltering begins. Make a second application to ensure complete coverage of rapidly expanding fruits or foliage.
Spanworm		Apply when first signs of feeding damage appear or when infestations reach threshold levels as defined by a Cooperative Extension Service or other qualified professional authorities.
Green Fruitworm		Apply when larvae are first detected in the clusters or when infestations reach threshold levels as defined by a Cooperative Extension Service or other qualified professional authorities.
Armyworm Cutworm	8 - 16 (0.12 – 0.25 lb. a.i./acre)	Apply when larvae are first detected in the clusters or when infestations reach threshold levels as defined by a Cooperative Extension Service or other qualified professional authorities.
Gypsy Moth	4 - 8 (0.06 – 0.12 lb. a.i./acre)	Apply to early instars (1 st , 2 nd , or 3 rd) at first signs of infestation.

Restrictions:

- **Pre-Harvest Interval:** ~~Do not~~**DO NOT** apply within 3 days of harvest.
- ~~Do not~~**DO NOT** apply more than 16 fl. oz. (0.25 lb. a.i.) per acre per application or more than a total of 48 fl. oz. of **GCS Methoxy 2F** (0.75 lb. a.i.) per acre per year.
- ~~Do not~~**DO NOT** make more than 3 applications per year.
- **Minimum Retreatment Interval:** 7 days
- See **Rotational Crop Restrictions.**

*Biofix is defined as first sustained adult catch in pheromone traps, typically 5 moths in 3 traps within a 7-day period. Consult State Extension Specialists or other qualified authorities for specific information regarding number, placement, and management of pheromone traps.

CILANTRO LEAVES, BRASSICA (COLE) LEAFY VEGETABLES (CROP GROUP 5)*[,**], LEAFY VEGETABLES (CROP GROUP 4)** [,****],
LEAVES OF ROOT AND TUBER VEGETABLES (CROP GROUP 2)*** [,****], AND TURNIP GREENS[****]
(Not registered for use in New York.)
[****Not registered for sale or use in Arizona.]**

*Brassica (cole) leafy vegetables (crop group 5) including broccoli, broccoli raab, Brussels sprouts, cabbage, cauliflower, cavolo broccolo, Chinese broccoli, Chinese cabbage (bok choy, napa), Chinese mustard cabbage (gai choy), collards, kale, kohlrabi, mizuna, mustard greens, mustard spinach, rape greens.

****Leafy vegetables (except *Brassica*) (crop group 4)** including amaranth, arugula, cardoon, celery, celtnu, chervil, Chinese celery, corn salad, dandelion, dock, edible-leaved chrysanthemum, endive (escarole), florence fennel, garden cress, garden purslane, garland chrysanthemum, lettuce (head, leaf), New Zealand spinach, orach, parsley, radicchio, rhubarb, spinach, Swiss chard, upland cress, vine spinach, winter purslane.

*****Leaves of root and tuber vegetables (crop group 2)** including bitter cassava, black salsify, carrot, celeriac, chicory, dasheen, edible burdock, garden beet, parsnip, oriental radish, radish, rutabaga, sugarbeet, sweet cassava, sweet potato, taniel, true yam, turnip, and turnip-rooted chervil.

Ground Application: Apply in a minimum of 10 gals. per acre by conventional ground equipment to young crop or small plants. Apply in a minimum of 20 gals. per acre to densely foliated or difficult to cover crops to ensure thorough coverage. Use a spray volume that assures uniform coverage of the infested portions of the treated crop. Calibrate equipment to the desired spray volume.

Aerial Application: Apply in a minimum of 10 gals. per acre.

Pests	Application Rate (Fl. Oz./Acre)	Application Timing
Beet Armyworm Cabbage Looper Cutworm (Suppression Only) Fall Armyworm Garden Webworm Imported Cabbageworm Southern Armyworm True Armyworm Yellowstriped Armyworm	4 - 8 (0.06 – 0.12 lb. a.i./acre)	For early season applications only to young crops and small plants. Apply at first sign of feeding damage or when infestations reach threshold levels as defined by a Cooperative Extension Service or other qualified professional authorities.
Beet Armyworm Cabbage Looper Cabbage Webworm Cross-Striped Cabbageworm Cutworm (Suppression Only) Fall Armyworm Garden Webworm Imported Cabbageworm Southern Armyworm True Armyworm Yellowstriped Armyworm	8 - 10 (0.12 – 0.16 lb. a.i./acre)	For mid- to late-season applications, heavier infestations, and under conditions in which thorough coverage is more difficult. For heavy infestations, continuous moth flights, and/or egg masses and larvae in all stages of development, a 10- to 14-day retreatment interval is required to protect new growth until moth flights and/or hits subside.
Diamondback Moth (Suppression Only)	12 - 16 (0.19 – 0.25 lb. a.i./acre)	Infestations and crop damage are reduced when applied at initiation of egg laying.

Restrictions:

- **Pre-Harvest Interval:** ~~Do not~~**DO NOT** apply within 1 day of harvest.
- ~~Do not~~**DO NOT** apply more than 16 fl. oz. (0.25 lb. a.i.) per acre per application or more than a total of 64 fl. oz. (1 lb. a.i.) of **GCS Methoxy 2F** per acre per year.
- See **Rotational Crop Restrictions**.

CITRUS FRUITS (CROP GROUP 10)*[,]
(Not registered for use in New York.)
[**Not registered for sale or use in Arizona.]**

*including calamondin, citron, citrus hybrids, grapefruit, kumquat, lemon, lime, pummelo, -satsuma mandarin, sour orange, sweet orange, tangerine (Mandarin).

Ground Application: Apply a minimum of 50 gals. per acre by conventional ground equipment to trellised trees or trees 10 ft. tall or less. For trees more than 10 ft. tall, use a minimum of 100 gals. per acre. For low volume applications, apply a minimum of 20 gals. per acre by ground equipment. Use a spray volume that assures uniform coverage of the infested portions of the treated crop. Optimum results are achieved when higher spray volumes are used. Calibrate equipment to the desired spray volume. When using a new application method or product for the first time, treat a small area before applying to larger areas.

Resistance Management: To reduce the potential for resistance development in target pest species, ~~do not~~**DO NOT** make more than 3 consecutive applications of **GCS Methoxy 2F**. If additional treatments are required after 2 consecutive applications of **GCS Methoxy 2F**, rotate to another class of effective insecticide mode of action for at least 2 applications and utilize Integrated Pest Management practices including routine monitoring, treatment thresholds to time applications, and cultural and biological controls whenever possible. Consult your Generic Crop Science, LLC representative, extension specialist, certified crop advisor, or State Agricultural Experiment Station for information on alternative effective products to use in your area.

Pests	Application Rate (Fl. Oz./Acre)	Application Timing
Citrus Leafminer Citrus Peelminer Cutworm Leafroller Orange Dog Worm	8 - 16 (0.12 – 0.25 lb. a.i./acre)	Apply at the first observation of the pests on the flushing leaves.
Restrictions:		
<ul style="list-style-type: none"> • Pre-Harvest Interval: Do notDO NOT apply within 1 day of harvest. • Do notDO NOT apply more than 16 fl. oz. (0.25 lb. a.i.) per acre per application or more than a total of 64 fl. oz. (1 lb. a.i.) of GCS Methoxy 2F per acre per year. • Do notDO NOT make more than 4 applications per year. • Minimum Retreatment Interval: 14 days 		

CORN (FIELD, SWEET, SEED)]**
(Not registered for use in New York.)
[**Not registered for sale or use in Arizona.]

Specific Use Directions - Field Corn:

- **Ground Application:** Apply in a minimum of 5 gals. per acre by conventional ground equipment to young crop or small plants. Higher carrier volumes may be required to provide thorough coverage to larger, more mature crop. Use a spray volume that assures uniform coverage of the infested portions of the treated crop. Calibrate equipment to the desired spray volume.
- **Aerial Application:** Apply in a minimum of 5 gals. per acre. Use sufficient carrier volume to provide thorough, uniform coverage.

Specific Use Directions - Sweet Corn:

- **Ground Application:** Apply in a minimum of 10 gals. per acre by conventional ground equipment to young crop or small plants. Apply in a minimum of 20 gals. per acre after initiation of tasseling. Calibrate equipment and spray volume to assure uniform coverage of infested parts of the crop.
- **Aerial Application:** Apply in a minimum of 10 gals. per acre.

Pests	Application Rate (Fl. Oz./Acre)	Application Timing
European Corn Borer Southwestern Corn Borer Sugarcane Borer True Armyworm Western Bean Cutworm	4 - 16 (0.06 – 0.25 lb. a.i./acre)	Apply at first sign of egg hatch or when infestations reach threshold levels as defined by a Cooperative Extension Service or other qualified professional authorities. Direct application at the whorl for early season (first generation) infestations. Apply as broadcast or multi-nozzle over the row application to mid- and late-season infestations.
Restrictions:		
<ul style="list-style-type: none"> • Pre-Harvest Interval - Field Corn: Do notDO NOT apply within 21 days of harvest. • Pre-Harvest Interval - Sweet Corn: Do notDO NOT apply within 3 days of harvest for ears and/or green chop (forage) and within 21 days of harvest for dry fodder. • Do notDO NOT apply more than 16 fl. oz. (0.25 lb. a.i.) per acre per application or more than a total of 64 fl. oz. (1 lb. a.i.) of GCS Methoxy 2F per acre per year. • See Rotational Crop Restrictions. • Do notDO NOT make more than 4 applications per year. • Minimum Retreatment Interval: 5 days 		

COTTON]**
(Not registered for use in New York.)
[**Not registered for sale or use in Arizona.]

Ground Application: Make applications by conventional ground sprayers which are calibrated to deliver a minimum of 5 gals. per acre.

Aerial Application: Apply in a minimum of 3 gals. per acre. Use a higher carrier volume or heavy infestations and in situations where thorough coverage is difficult to achieve.

Pests	Application Rate (Fl. Oz./Acre)	Application Timing
Beet Armyworm Cabbage Looper Cotton Leafworm	4 - 10 (0.06 – 0.16 lb. a.i./acre)	Apply at egg hatch or when first signs of feeding occur. Use a higher specified rate for heavier infestations and under conditions in which thorough coverage is more difficult (most fall armyworm).

Cotton Leaf Perforator Fall Armyworm* Saltmarsh Caterpillar Southern Armyworm Soybean Looper True Armyworm Yellowstriped Armyworm		Under heavy infestations, continuous moth flights and/or egg masses and larvae in all stages of development, a 10- to 14-day retreatment interval is required to protect new growth until moth flights and/or hits subside.
Restrictions: <ul style="list-style-type: none"> • Pre-Harvest Interval: Do notDO NOT apply within 14 days of harvest. • Do notDO NOT apply more than 10 fl. oz. (0.16 lb. a.i.) per acre per application or more than a total of 64 fl. oz. (1 lb. a.i.) of GCS Methoxy 2F per year. • Do notDO NOT make more than 6 applications per year. • Minimum Retreatment Interval: 10 days 		

*Suppression only. Use a higher specified rate in the rate range and ensure thorough coverage. Tank mixing **GCS Methoxy 2F** with other products registered for fall armyworm control in cotton (e.g., pyrethroids, spinosad, or others) has been shown to improve control. Consult your Generic Crop Science, LLC representative, extension service specialist, certified crop advisor, or State Agricultural Experiment Station for any additional local use specifications for your area.

CRANBERRY[**]

(Not registered for use in New York.)

[**Not registered for sale or use in Arizona.]

Ground Application: Apply in a minimum of 10 gals. per acre by conventional ground equipment to young crop or small plants. Apply in a minimum of 20 gals. per acre to densely foliated or difficult to cover crops to ensure thorough coverage. Use a spray volume that assures uniform coverage of the infested portions of the treated crop. Calibrate equipment to the desired spray volume.

Aerial Application: Apply in a minimum of 10 gals. per acre.

Chemigation Application: **GCS Methoxy 2F** may be applied through sprinkler irrigation systems to control listed pests. Use specified broadcast application rates. See **CHEMIGATION APPLICATION** section.

Pests	Application Rate (Fl. Oz./Acre)	Application Timing
Blackheaded Fireworm Gypsy Moth <i>Sparganothis</i> Fruitworm Spanworm Spotted Fireworm	10 - 16 (0.16 – 0.25 lb. a.i./acre)	<p>Spring (Overwintering) Generation: Make 1 to 2 applications during the flower bud development period depending upon infestation level.</p> <p>Summer Generation: Make the first application during the period of peak egg lay to early egg hatch. Reapply 10 to 18 days later. A higher rate in the specified rate range and additional applications at 10- to 18-day intervals may be required for heavy infestations, sustained moth flight, situations in which it is difficult to achieve thorough coverage, and for quicker knockdown of larvae.</p> <p>For control of light to moderate infestations, begin applications before egg hatch of each generation and before the larvae penetrate the fruit. The product provides 10 to 18 days of protection depending upon application rate and how rapidly fruit is expanding.</p>
Restrictions: <ul style="list-style-type: none"> • Pre-Harvest Interval: Do notDO NOT apply within 14 days of harvest. • Do notDO NOT apply more than 16 fl. oz. (0.25 lb. a.i.) per acre per application or more than a total of 64 fl. oz. (1 lb. a.i.) of GCS Methoxy 2F per acre per year. 		

CUCURBIT VEGETABLES (CROP GROUP 9)*[,**]

(Not registered for use in New York.)

[**Not registered for sale or use in Arizona.]

*including balsam apple, balsam pear, bitter melon, chayote (fruit), Chinese cucumber, Chinese waxgourd (Chinese preserving melon), citron melon, cucumber, edible gourd (including Chinese okra, cucuzza, hechima, hyotan), gherkin, muskmelon (including cantaloupe, casaba, crenshaw melon, golden pershaw melon, honey balls, honeydew melon, mango melon, Persian melon, pineapple melon, Santa Claus melon, snake melon, true cantaloupe), pumpkin, summer squash (including crookneck squash, scallop squash, straightneck squash, vegetable marrow, zucchini), winter squash (including acorn squash, butternut squash, calabaza, hubbard squash, spaghetti squash), and watermelon.

Ground Application: Apply in a minimum of 10 gals. per acre by conventional ground equipment to young crop or small plants. Apply in a minimum of 20 gals. per acre to densely foliated or difficult to cover crops to ensure thorough coverage. Use a spray volume that assures uniform coverage of the infested portions of the treated crop. Calibrate equipment to the desired spray volume.

Aerial Application: Apply in a minimum of 10 gals. per acre.

Pests	Application Rate (Fl. Oz./Acre)	Application Timing
Beet Armyworm Cabbage Looper Melon Worm Pickle Worm Rind Worm Southern Armyworm True Armyworm Yellowstriped Armyworm	4 - 10 (0.06 – 0.16 lb. a.i./acre)	Apply at first sign of infestation, targeting eggs and small larvae, or when infestations reach threshold levels as defined by a Cooperative Extension Service or other qualified professional authorities.
Restrictions: <ul style="list-style-type: none"> • Pre-Harvest Interval: Do notDO NOT apply within 3 days of harvest. • Do notDO NOT apply more than 10 fl. oz. (0.16 lb. a.i.) per acre per application or more than a total of 64 fl. oz. (1 lb. a.i.) of GCS Methoxy 2F per acre per year. • Do notDO NOT make more than 4 applications per acre per year. • Minimum Retreatment Interval: 7 days • See Rotational Crop Restrictions. 		

DATES[]**

(Not registered for use in New York.)

[**Not registered for sale or use in Arizona.]

Ground Application: Apply a minimum of 100 gals. per acre. Equipment and spray volume must be calibrated to assure uniform coverage of infested parts of the crop.

Pest	Application Rate (Fl. Oz./Acre)	Application Timing
Carob Moth	10 - 20 (0.16 – 0.31 lb. a.i./acre)	For control of light to moderate infestations, begin applications before egg hatch of each generation and before the larvae penetrate the fruit. Once applied, the product provides 10 to 18 days of protection depending upon application rate and how rapidly fruit is expanding. Consult local spray timing advisories or follow biofix* dates based on pheromone trap catches to time sprays appropriately. For continuous moth flight and egg laying, use the highest specified rate. Maintain coverage on the fruit surface with 10- to 18-day retreatment intervals. Alternate or intersperse with other insecticides with different modes of action targeted for the same pest so long as the retreatment interval does not exceed the period of effectiveness of the products being alternated and GCS Methoxy 2F is applied before larvae penetrate the fruit.
Restrictions: <ul style="list-style-type: none"> • Pre-Harvest Interval: Do notDO NOT apply within 7 days of harvest. • Do notDO NOT apply more than 20 fl. oz. (0.31 lb. a.i.) per acre per application or more than a total of 64 fl. oz. (1 lb. a.i.) of GCS Methoxy 2F per acre per year. • Do notDO NOT make more than 3 applications per acre per year. • Minimum Retreatment Interval: 10 days 		

*Biofix is defined as first sustained adult catch in pheromone traps, typically 5 moths in 3 traps within a 7-day period. Consult State Extension Specialists or other qualified authorities for specific information regarding number, placement, and management of pheromone traps.

FRUITING VEGETABLES (CROP GROUP 8-10)*[,]**

(Not registered for use in New York.)

[**Not registered for sale or use in Arizona.]

*including African eggplant, bell pepper, bush tomato, cocona, currant tomato, eggplant, garden huckleberry, goji berry, groundcherry, hot pepper, martynia, naranjilla, non-bell pepper, okra, pea eggplant, pepino, pimento pepper, roselle, scarlet eggplant, sunberry, sweet pepper, tomatillo, tomato, tree tomato, and cultivars, varieties and/or hybrids of these.

Ground Application: Apply in a minimum of 10 gals. per acre by conventional ground equipment to young crop or small plants. Apply in a minimum of 20 gals. per acre to densely foliated or difficult to cover crops to ensure thorough coverage. Use a spray volume that assures uniform coverage of the infested portions of the treated crop. Calibrate equipment to the desired spray volume.

Aerial Application: Apply in a minimum of 10 gals. per acre.

Pests	Application Rate (Fl. Oz./Acre)	Application Timing
Beet Armyworm Cabbage Looper European Corn Borer Fall Armyworm Southern Armyworm Tomato Hornworm True Armyworm Yellowstriped Armyworm Western Yellowstriped Armyworm	4 - 8 (0.06 – 0.12 lb. a.i./acre)	For early season applications only to young crops and small plants. Apply at first sign of feeding damage or when infestations reach threshold levels as defined by a Cooperative Extension Service or other qualified professional authorities.
	8 - 16 (0.12 – 0.25 lb. a.i./acre)	For mid- to late-season applications, heavier infestations, and under conditions in which thorough coverage is more difficult. For heavy infestations, continuous moth flights, and/or egg masses and larvae in all stages of development, a 7- to 14-day retreatment interval is required to protect new growth until moth flights and/or larval infestations subside.
Tomato Fruitworm (Suppression Only)	10 - 16 (0.16 – 0.25 lb. a.i./acre)	Apply at first sign of feeding damage or when infestations reach threshold levels as defined by a Cooperative Extension Service or other qualified professional authorities. May provide partial control when infestations reach high levels.
Tomato Pinworm (Suppression Only)		Leafmining and infestations of leafmining phase are reduced when applied at initiation of egg laying.
Restrictions:		
<ul style="list-style-type: none"> • Pre-Harvest Interval: Do notDO NOT apply within 1 day of harvest. • Do notDO NOT apply more than 16 fl. oz. (0.25 lb. a.i.) per acre per application or more than a total of 64 fl. oz. (1 lb. a.i.) of GCS Methoxy 2F per acre per year. • Do notDO NOT make more than 4 applications per year. • Minimum Retreatment Interval: 7 days • See Rotational Crop Restrictions. 		

GLOBE ARTICHOKE[]**
(Not registered for use in New York.)
[**Not registered for sale or use in Arizona.]

Ground Application: Apply in a minimum of 75 gals. per acre of water using calibrated ground application equipment that provides thorough coverage.

Aerial Application: Apply in a minimum of 10 gals. per acre of water. Use higher water volumes for heavy infestations and in situations where thorough coverage is difficult to achieve.

Pests	Application Rate (Fl. Oz./Acre)	Application Timing
Armyworm Plume Moth	4 - 16 (0.06 – 0.25 lb. a.i./acre)	Apply at egg hatch or when first signs of feeding occur. Use a higher rate for heavier infestations and under conditions in which thorough coverage is more difficult. Under conditions of heavy infestations, continuous moth flights and/or egg masses and larvae in all stages of development, reapply GCS Methoxy 2F or another effective product at a minimum application interval of 7 days to protect new growth until moth flights subside.
Restrictions:		
<ul style="list-style-type: none"> • Pre-Harvest Interval: Do notDO NOT apply within 4 days of harvest. • Do notDO NOT apply more than 16 fl. oz. (0.25 lb. a.i.) per acre per application or more than a total of 64 fl. oz. (1 lb. a.i.) of GCS Methoxy 2F per acre per year. • Do notDO NOT make more than 4 applications per year. • Minimum Retreatment Interval: 7 days 		

GRAPE[]**
(Not registered for use in New York.)
[**Not registered for sale or use in Arizona.]

Ground Application: Apply in a minimum of 40 gals. per acre by conventional airblast or over the row sprayer. If using other type of sprayer, apply in sufficient carrier volume to ensure thorough, uniform cover of the crop. Use a spray volume that assures uniform coverage of the infested portions of the treated crop. Calibrate equipment to the desired spray volume.

Aerial Application: Apply in a minimum of 20 gals. per acre. This method must not be used if the density of the foliage prohibits thorough, uniform coverage of the entire vine canopy.

Pests	Application Rate (Fl. Oz./Acre)	Application Timing
Grape Berry Moth	8 - 16 (0.12 – 0.25 lb. a.i./acre)	For internal feeding lepidoptera larvae, apply at initiation of egg hatch for each generation. Reapply within 10 to 18 days to ensure complete coverage of rapidly expanding fruits or foliage.
European Grapevine Moth Grape Leaf Folder Light Brown Apple Moth Omnivorous Leafroller Obliquebanded Leafroller Orange Tortrix Redbanded Leafroller		Spring Generation: Apply at first sign of larval infestation or to small larvae when threshold levels occur. Summer Generation: For each generation, apply at first egg hatch. Reapply at 10- to 14-day intervals under high pressure or sustained moth flight.
Restrictions: <ul style="list-style-type: none"> • Pre-Harvest Interval: Do notDO NOT apply within 30 days of harvest. • Do notDO NOT apply more than 16 fl. oz. (0.25 lb. a.i.) per acre per application or more than a total of 48 fl. oz. (0.75 lb. a.i.) of GCS Methoxy 2F per acre per year. • Do notDO NOT make more than 5 applications per year. • Minimum Retreatment Interval: 10 days 		

Please follow the use directions below for a reduced PHI for Grape to 21 days:

Pests	Application Rate (Fl. Oz./Acre)	Application Timing
Grape Berry Moth	8 - 12 (0.12 – 0.19 lb. a.i./acre)	For internal feeding lepidoptera larvae, apply at initiation of egg hatch for each generation.
European Grapevine Moth Grape Leaf Folder Light Brown Apple Moth Omnivorous Leafroller Obliquebanded Leafroller Orange Tortrix Redbanded Leafroller		Spring Generation: Apply at first sign of larval infestation or to small larvae when threshold levels occur. Summer Generation: For each generation, apply at first egg hatch.
Restrictions: <ul style="list-style-type: none"> • Pre-Harvest Interval: Do notDO NOT apply within 21 days of harvest. • Do notDO NOT apply more than 12 fl. oz. (0.19 lb. a.i.) per acre per application or more than a total of 48 fl. oz. (0.75 lb. a.i.) of GCS Methoxy 2F per acre per year. • Do notDO NOT make more than 4 applications per season. • Do notDO NOT reapply less than 21 days apart 		

GRASS FORAGE, FODDER, AND HAY (CROP GROUP 17)]**

(Not registered for use in New York.)

[**Not registered for sale or use in Arizona.]

Ground Application: Apply in a minimum of 10 gals. per acre by conventional ground equipment. Use a spray volume that assures uniform coverage of the infested portions of the treated crop. Calibrate equipment to the desired spray volume.

Aerial Application: Apply in a minimum of 5 gals. per acre. Use a higher carrier volume for heavy infestations and in situations where thorough coverage is difficult to achieve.

Pests	Application Rate (Fl. Oz./Acre)	Application Timing
Armyworm	4 - 8 (0.06 – 0.12 lb. a.i./acre)	Begin applications when first signs of feeding damage appear or when threshold levels of feeding damage occur. Use a higher specified rate for heavier infestations and under conditions in which thorough coverage is more difficult.
Restrictions: <ul style="list-style-type: none"> • Pre-Harvest Interval: Do notDO NOT apply to hay within 7 days of harvest; there is no pre-harvest interval for forage. Livestock can enter and graze on treated area immediately after application. • Do notDO NOT apply more than 8 fl. oz. (0.12 lb. a.i.) per acre per application or more than a total of 32 fl. oz. (0.5 lb. a.i.) of GCS Methoxy 2F per acre per year. • Do notDO NOT make more than 1 application per cutting. 		

- See **Rotational Crop Restrictions.**

GREEN ONION (SUBGROUP 3-07B)* [,], EXCEPT CHIVE (FRESH LEAVES)**
(Not registered for use in New York.)
[Not registered for sale or use in Arizona.]**

*including Beltsville bunching onion, Chinese chive (fresh leaves), elegans hosta, fresh onion, fritillaria leaves, green onion, kurrat, lady's leek, leek, macrostem onion, shallot (fresh leaves), tree onion (tops), and wild leek.

Ground Application: Apply in a minimum of 10 gals. per acre by conventional ground equipment to young crop or small plants. Apply in a minimum of 20 gals. per acre to densely foliated or difficult to cover crops to ensure thorough coverage. Use a spray volume that assures uniform coverage of the infested portions of the treated crop. Calibrate equipment to the desired spray volume.

Aerial Application: Apply in a minimum of 10 gals. per acre.

Pests	Application Rate (Fl. Oz./Acre)	Application Timing
Lepidopteran Larvae Including: Armyworm European Corn Borer Looper	4 - 8 (0.06 – 0.12 lb. a.i./acre)	For early season applications only to young crops and small plants. Apply at first sign of feeding damage or when infestations reach threshold levels as defined by a Cooperative Extension Service or other qualified professional authorities.
	8 - 12 (0.12 – 0.19 lb. a.i./acre)	For mid- to late-season applications, heavier infestations, and under conditions in which thorough coverage is more difficult. For heavy infestations, continuous moth flights, and/or egg masses and larvae in all stages of development, reapplication can be made at a minimum 10-day retreatment interval to protect new growth until moth flights and/or hits subside.
Restrictions:		
<ul style="list-style-type: none"> • Pre-Harvest Interval: Do notDO NOT apply within 1 day of harvest. • Do notDO NOT apply more than 12 fl. oz. (0.19 lb. a.i.) per acre per application or more than a total of 64 fl. oz. (1 lb. a.i.) of GCS Methoxy 2F per acre per year. • Do notDO NOT make more than 6 applications of GCS Methoxy 2F per acre per year. • See Rotational Crop Restrictions. 		

HERBS (FRESH AND DRIED) (SUBGROUP 19A)*[,]**
(Not registered for use in New York.)
[Not registered for sale or use in Arizona.]**

*including angelica, annual marjoram, balm, basil, borage, burnet, camomile, catnip, chervil (dried), chive, coriander (leaf), costmary, culantro (leaf), curry (leaf), dillweed, horehound, hyssop, lavender, lemongrass, lovage (leaf), marigold, marjoram, nasturtium, oregano, parsley (dried), pennyroyal, pot marjoram, rosemary, rue, sage, summer savory, sweet bay, sweet marjoram, tansy, tarragon, thyme, wild marjoram, wintergreen, winter savory, woodruff, and wormwood.

Ground Application: Apply in a minimum of 10 gals. per acre by conventional ground equipment to young crop or small plants. Apply in a minimum of 20 gals. per acre to densely foliated or difficult to cover crops to ensure thorough coverage. Use a spray volume that assures uniform coverage of the infested portions of the treated crop. Calibrate equipment to the desired spray volume.

Aerial Application: Apply in a minimum of 10 gals. per acre.

Pests	Application Rate (Fl. Oz./Acre)	Application Timing
Beet Armyworm Cabbage Looper Cutworm (Suppression Only) Fall Armyworm Garden Webworm Imported Cabbageworm Southern Armyworm True Armyworm Yellowstriped Armyworm	4 - 8 (0.06 – 0.12 lb. a.i./acre)	For early season applications only to young crops and small plants. Apply at first sign of feeding damage or when infestations reach threshold levels as defined by a Cooperative Extension Service or other qualified professional authorities.
Beet Armyworm Cabbage Looper Cabbage Webworm	8 - 10 (0.12 – 0.16 lb. a.i./acre)	For mid- to late-season applications, heavier infestations, and under conditions in which thorough coverage is more difficult.

Cross-Striped Cabbageworm Cutworm (Suppression Only) Fall Armyworm Garden Webworm Imported Cabbageworm Southern Armyworm True Armyworm Yellowstriped Armyworm		For heavy infestations, continuous moth flights, and/or egg masses and larvae in all stages of development, a 10- to 14-day re- treatment interval is required to protect new growth until moth flights and/or hits subside.
Diamondback Moth (Suppression Only)	12 - 16 (0.19 – 0.25 lb. a.i./acre)	Infestations and crop damage are reduced when applied at initiation of egg laying.
Restrictions:		
<ul style="list-style-type: none"> • Pre-Harvest Interval: Do notDO NOT apply within 1 day of harvest. • Do notDO NOT apply more than 16 fl. oz. (0.25 lb. a.i.) per acre per application or more than a total of 64 fl. oz. (1 lb. a.i.) of GCS Methoxy 2F per acre per year. • Minimum Retreatment Interval: 10 days • See Rotational Crop Restrictions. 		

LEGUME VEGETABLES (SUCCULENT OR DRIED) (CROP GROUP 6)*[,*] and
FOLIAGE OF LEGUME VEGETABLES (EXCEPT SOYBEAN) (SUBGROUP 7A)**[,***]
(Not registered for use in New York.)
[***Not registered for sale or use in Arizona.]**

*Legume vegetables (succulent or dried) (crop group 6) including *Cajanus* spp. (pigeon pea), Chinese longbean, *Cicer arietinum* (chick peas, garbanzo beans), green lima bean, jackbean, *Lens* spp. (lentils), *Lupinus* spp. (grain lupine, sweet lupine, white lupine, white sweet lupine), moth bean, *Phaseolus* spp. (kidney beans, lima beans, mung beans, navy beans, pinto beans, snap beans, waxbeans), *Pisum* spp. (dwarf pea, edible-pod pea, English pea, field pea, garden pea, green pea), runner bean, snow pea, soybean (immature seed), southern pea, succulent broad bean, sugar snap pea, sword bean, *Vicia faba* (broad beans, fava beans); *Vigna* spp. (asparagus beans, blackeyed pea, cowpeas), and yardlong bean.

**Foliage of legume vegetables (except soybean) (subgroup 7A) including any cultivar of bean and field pea (except soybean).

Ground Application: Apply in a minimum of 10 gals. per acre by conventional ground equipment to young crop or small plants. Apply in a minimum of 20 gals. per acre to densely foliated or difficult to cover crops to ensure thorough coverage. Use a spray volume that assures uniform coverage of the infested portions of the treated crop. Calibrate equipment to the desired spray volume.

Aerial Application: Apply in a minimum of 10 gals. per acre. Use a higher carrier volume for heavy infestations and in situations where thorough coverage is difficult to achieve.

Resistance Management: To reduce the potential for resistance development in target pest species, ~~do not~~**DO NOT** make more than 2 consecutive applications of **GCS Methoxy 2F**. If additional treatments are required after 2 consecutive applications of **GCS Methoxy 2F**, rotate to another class of effective insecticides for at least 1 application and utilize Integrated Pest Management practices including routine monitoring, treatment thresholds to time applications, and cultural and biological controls whenever possible. Consult your Generic Crop Science, LLC representative, extension specialist, certified crop advisor, or State Agricultural Experiment Station for information on alternative effective products to use in your area.

Pests	Application Rate (Fl. Oz./Acre)	Application Timing
Alfalfa Looper Beet Armyworm Cabbage Looper European Corn Borer Fall Armyworm Southern Armyworm Tomato Hornworm True Armyworm Yellowstriped Armyworm Western Yellowstriped Armyworm	4 - 8 (0.06 – 0.12 lb. a.i./acre)	For early season applications only to young crops and small plants. Apply at first sign of feeding damage or when infestations reach threshold levels as defined by a Cooperative Extension Service or other qualified professional authorities.
	8 - 16 (0.12 – 0.25 lb. a.i./acre)	For mid- to late-season applications, heavier infestations, and under conditions in which thorough coverage is more difficult.
		For heavy infestations, continuous moth flights, and/or egg masses and larvae in all stages of development, a 7- to 14-day retreatment interval is required to protect new growth until moth flights and/or larval infestations subside.
Corn Earworm (<i>Helicoverpa</i> / <i>Heliothis</i>) (Suppression Only)	10 - 16 (0.16 – 0.25 lb. a.i./acre)	Apply at first sign of feeding damage or when infestations reach threshold levels as defined by a Cooperative Extension Service or other qualified professional authorities. May provide partial control when infestations reach high levels.

Tomato Pinworm (Suppression Only)	Leafmining and infestations of leafmining phase are reduced when applied at initiation of egg laying.
Restrictions: <ul style="list-style-type: none"> • Pre-Harvest Interval: Do notDO NOT apply within 7 days of harvest. • Do notDO NOT apply more than 16 fl. oz. (0.25 lb. a.i.) per acre per application or more than a total of 64 fl. oz. (1 lb. a.i.) of GCS Methoxy 2F per acre per year. • Do notDO NOT make more than 4 applications per acre per year. • Minimum Retreatment Interval: 7 days • Do notDO NOT use adjuvants in the tank mix when applying this product to dry peas and beans. • Do notDO NOT apply to dry peas by aerial ULV. • See Rotational Crop Restrictions. 	

LOW GROWING BERRY (EXCEPT CRANBERRY) (CROP SUBGROUP 13-07G)*[,]**
 (Not registered for use in New York.)
 [**Not registered for sale or use in Arizona.]

*including bearberry, bilberry, cloudberry, lingonberry, lowbush blueberry, muntries, partridgeberry, strawberry, and cultivars, varieties and/or hybrids of these.

Ground Application: Apply in a minimum of 10 gals. per acre by conventional ground equipment to young crop or small plants. Apply in a minimum of 20 gals. per acre to densely foliated or difficult to cover crops to ensure thorough coverage. Use a spray volume that assures uniform coverage of the infested portions of the treated crop. Calibrate equipment to the desired spray volume.

Aerial Application: Apply in a minimum of 10 gals. per acre.

Pests	Application Rate (Fl. Oz./Acre)	Application Timing
Armyworm Corn Earworm (Suppression Only) Cutworm (Suppression Only)	6 - 12 (0.09 – 0.19 lb. a.i./acre)	For early season applications to young crops and small plants. Apply at first sign of feeding damage or when infestations reach threshold levels as defined by a Cooperative Extension Service or other qualified professional authorities. For heavy infestations, continuous moth flights, and/or egg masses and larvae in all stages of development, a 10- to 14- day retreatment interval is required to protect new growth until moth flights and/or hits subside.
Restrictions: <ul style="list-style-type: none"> • Pre-Harvest Interval: Do notDO NOT apply within 3 days of harvest. • Do notDO NOT apply more than 12 fl. oz. (0.19 lb. a.i.) per acre per application or more than a total of 64 fl. oz. (1 lb. a.i.) of GCS Methoxy 2F per acre per year. • Do notDO NOT make more than 3 applications per year. • Minimum Retreatment Interval: 10 days • See Rotational Crop Restrictions. 		

NON-GRASS FORAGE, FODDER, STRAW, AND HAY (CROP GROUP 18)*[,]**
 (Not registered for use in New York.)
 [**Not registered for sale or use in Arizona.]

*including alfalfa, clover, crown vetch, kudzu, lespedeza, lupin, milk vetch, sainfoin, trefoil, velvet bean, and vetch.

Ground Application: Apply in a minimum of 10 gals. per acre by conventional ground equipment. Use a spray volume that assures uniform coverage of the infested portions of the treated crop. Calibrate equipment to the desired spray volume.

Aerial Application: Apply in a minimum of 5 gals. per acre. Use a higher carrier volume for heavy infestations and in situations where thorough coverage is difficult to achieve.

Pests	Application Rate (Fl. Oz./Acre)	Application Timing
Armyworms Including: Beet Fall Southern Striped True Western	4 - 10 (0.06 – 0.16 lb. a.i./acre)	Begin applications when first signs of feeding damage appear or when threshold levels of feeding damage occur. Use a higher specified rate for heavier infestations and under conditions in which thorough coverage is more difficult.

Yellowstriped Alfalfa Caterpillar Alfalfa Looper Webworm		
Restrictions:		
<ul style="list-style-type: none"> • Pre-Harvest Interval: Do notDO NOT apply within 7 days of hay harvest; there is no pre-harvest interval for forage. Livestock can enter and graze on treated area immediately after application. • Do notDO NOT apply more than 10 fl. oz. (0.16 lb. a.i.) per acre per application or more than a total of 32 fl. oz. (0.5 lb. a.i.) of GCS Methoxy 2F per acre per year. • Do notDO NOT make more than 1 application per cutting. • See Rotational Crop Restrictions. 		

ALFALFA ONLY - Please follow the use directions below for a reduced PHI for Alfalfa of 3 days:

Pests	Application Rate (Fl. Oz./Acre)	Application Timing
Armyworms Including: Beet Fall Southern Striped True Western Yellowstriped Alfalfa Caterpillar Alfalfa Looper Webworm	4 - 8 (0.06 - 0.12 lb. a.i./acre)	Begin applications when first signs of feeding damage appear or when threshold levels of feeding damage occur. Use a higher specified rate for heavier infestations and under conditions in which thorough coverage is more difficult.
Restrictions:		
<ul style="list-style-type: none"> • Pre-Harvest Interval: Do notDO NOT apply within 3 days of hay harvest; there is no pre-harvest interval for forage. Livestock can enter and graze on treated area immediately after application. • Do notDO NOT apply more than 8 fl. oz. (0.12 lb. a.i.) per acre per application or more than a total of 32 fl. oz. (0.5 lb. a.i.) of GCS Methoxy 2F per acre per year. • Do notDO NOT make more than 1 application per cutting. • See Rotational Crop Restrictions. 		

ORNAMENTALS[]**

(Not registered for use in New York.)

[**Not Registered for Sale or Use in Arizona for Commercially Grown Ornamentals and Christmas Trees.]

GCS Methoxy 2F controls the listed pests on trees; shrubs; foliage plants and flowers grown in commercial nurseries and greenhouses, in Christmas tree farms[**], in the following outdoor landscape areas: parks, recreational areas, institutional grounds, residential property, etc., and in interior plantscapes. When applied as directed, **GCS Methoxy 2F** has shown excellent selectivity on a wide range of ornamental plants. It is impossible, however, to evaluate this product on all ornamentals or under all possible growing conditions. The user must exercise reasonable judgment and caution with this product; until familiar with results under user growing conditions, treat a limited number of plants.

Ground Application: Apply in a minimum of 50 gals. per acre by conventional ground equipment or hydraulic sprayers. Apply in a minimum of 10 gals. per acre by mist blowers or air blast sprayers. Use a spray volume that assures uniform coverage of the infested portions of the treated crop. Calibrate equipment to the desired spray volume.

Hand Sprayers: Apply in enough water to thoroughly spray plant foliage until runoff.

GCS Methoxy 2F (fl. oz./acre)	Active Ingredient (lb. a.i./acre)	Equivalent GCS Methoxy 2F in 1 Gallon of Water (Teaspoon)
4	0.06	1/4
8	0.12	1/2
16	0.25	1

Aerial Application: Apply in a minimum of 20 gals. per acre. **GCS Methoxy 2F** can be aerially applied when conditions warrant. However, this method must not be used if the size of the tree or density of the foliage prohibits thorough, uniform coverage of the entire tree canopy. ~~Do not~~**DO NOT** make aerial applications in immediate proximity of residential, commercial, government, institutional or other structures where people may be present including homes, apartments, offices, churches, schools, and businesses. Aerial applicators must evaluate conditions existing at the time of application and make appropriate adjustments to reduce drift. In urban areas, however, use is limited to directed ground or chemical applications.

Chemigation Application: **GCS Methoxy 2F** may be applied through sprinkler irrigation systems to control listed pests. Use specified broadcast application rates. See **CHEMIGATION APPLICATION** section.

Pests	Application Rate (Fl. Oz./Acre)	Application Timing
Armyworm Bagworm Beet Armyworm Browntail Moth Codling Moth Cutworm Eastern Tent Caterpillar Elm Spanworm Eucalyptus Caterpillar European Grapevine Moth Fall Armyworm Fall Cankerworm Fall Webworm Florida Fern Caterpillar Forest Tent Caterpillar Gypsy Moth Hemlock Looper Jack Pine Budworm Leafrollers Light Brown Apple Moth Pine Tip Moth Processionary Caterpillar Puss Caterpillar Spruce Budworm Tussock Moth Western Spruce Budworm Western Tent Caterpillar Yellowneck Caterpillar Zimmerman Pine Moth	4 - 16 (0.06 – 0.25 lb. a.i./acre)	Begin applications when larvae are observed or at the first sign of feeding damage. Repeat applications on a 10- to 14-day interval or as necessary based upon pest reinfestation. Uniform coverage of the foliage is essential to provide maximum protection from defoliation and reduction of egg mass deposition.

Restrictions:

- ~~Do not~~**DO NOT** apply more than 16 fl. oz. (0.25 lb. a.i.) per acre per application or more than a total of 32 fl. oz. (0.5 lb. a.i.) of **GCS Methoxy 2F** per acre per year.
- ~~Do not~~**DO NOT** make more than 4 applications of **GCS Methoxy 2F** per acre per year.
- Allow at least 6 hours between application completion and onset of precipitation to assure thorough spray drying.

PEANUT[]****(Not registered for use in New York.)****[**Not registered for sale or use in Arizona.]**

Ground Application: Apply in a minimum of 10 gals. per acre by conventional ground equipment. Use a spray volume that assures uniform coverage of the infested portions of the treated crop. Calibrate equipment to the desired spray volume.

Aerial Application: Apply in a minimum of 5 gals. per acre. Use a higher carrier volume for heavy infestations and in situations where thorough coverage is difficult to achieve.

Pests	Application Rate (Fl. Oz./Acre)	Application Timing
Armyworm Cabbage Looper Green Clover Worm Saltmarsh Caterpillar Soybean Looper Velvet Bean Caterpillar	6 - 10 (0.09 – 0.156 lb. a.i./acre)	Apply when first signs of feeding damage appear or when threshold levels of feeding damage occur.

Restrictions:

- **Pre-Harvest Interval:** ~~Do not~~**DO NOT** apply within 7 days of harvest.
- ~~Do not~~**DO NOT** apply more than 10 fl. oz. (0.156 lb. a.i.) per acre per application or more than a total of 30 fl. oz. (0.47 lb. a.i.) of **GCS Methoxy 2F** per acre per year.
- ~~Do not~~**DO NOT** make more than 3 applications per acre per year.
- **Minimum Retreatment Interval:** 7 days

- See **Rotational Crop Restrictions.**

PINEAPPLE
(For Use only in Hawaii.)

Application Rate: Apply as a foliar spray at the rate indicated to control target pests. Heavy infestations may require repeat applications, but follow resistance management guidelines. Apply in spray volume which will provide thorough crop coverage.

Pests	Application Rate (Fl. Oz./Acre)	Application Timing
Suppression of Lepidopterous Larvae Including: Armyworm Banana Moth <i>Batrachedra Comosae</i> <i>Elaphria Nucicolora</i> Fruit Borer Caterpillar (<i>Thecla Basilides</i> ; <i>Strymon Basilides</i>) Pineapple Caterpillar Pink Cornworm Sugarcane Bud Moth	4 - 7 (0.06 – 0.10 lb. a.i./acre)	For determining when to treat, scout with enough regularity to monitor the population size of each of the specified pests. Treat when pests appear, targeting eggs at hatch or small larvae. Consult your Generic Crop Science, LLC representative, extension specialist, certified crop advisor or your State agricultural experiment station for any additional local use guidance for your area.
Restrictions:		
<ul style="list-style-type: none"> • Pre-Harvest Interval: Do notDO NOT apply within 3 days of harvest. • Do notDO NOT apply more than 7 fl. oz. (0.10 lb. a.i.) per acre per application or more than a total of 28 fl. oz. (0.44 lb. a.i.) of GCS Methoxy 2F per acre per year. • Do notDO NOT make more than 4 applications per year. • Minimum Retreatment Interval: Do notDO NOT make applications less than 7 days apart. 		

POME FRUITS (CROP GROUP 11-10)*[,]**
[**Not registered for sale or use in Arizona.]

*including apple, Asian pear, azarole, crabapple, loquat, mayhaw, medlar, pear, quince, tejocote, and cultivars, varieties and/or hybrids of these.

For best protection, begin applications before egg hatch of each generation. For pests that penetrate fruit apply **GCS Methoxy 2F** before the larvae hatch and penetrate the fruit. **GCS Methoxy 2F** may provide 10 to 18 days of protection depending upon application rate and how rapidly fruit and/or leaves are expanding. Most effective crop protection results from an application of **GCS Methoxy 2F** made at the initiation of egg hatch. For heavy infestations, continuous moth flight and egg laying, or extended egg hatch, use the maximum specified rates. Maintain coverage on the fruit surface with 10- to 18-day retreatment intervals.

GCS Methoxy 2F may also be used in a program approach alternated or interspersed with other insecticides. Make sure the retreatment interval does not exceed the period of effectiveness of the alternate products and **GCS Methoxy 2F**.

Consult local spray timing advisories or follow biofix¹ dates based upon pheromone trap catches to time sprays appropriately.

Ground Application: Apply **GCS Methoxy 2F** by conventional ground sprayers which are calibrated to deliver a minimum of 50 gals. per acre to trellised trees or trees 10 ft. tall or less. For trees greater than 10 ft. tall, use a minimum of 100 gals. per acre.

Aerial Application: Aerial application is allowed only for the last 2 applications prior to harvest. Apply **GCS Methoxy 2F** in a minimum of 20 gals. per acre. **GCS Methoxy 2F** can be applied by aerial applications when conditions warrant. However, this method must not be used if the size of the tree or density of the foliage prohibits thorough, uniform coverage of the entire tree canopy.

Pests	Application Rate (Fl. Oz./Acre)	Application Timing
Codling Moth (Suppression Only) For use against low to moderate infestations in conjunction with alternate control measures including in	16 (0.25 lb. a.i./acre)	For each generation, apply at the initiation of egg lay (usually occurs at 100 to 200 DD, base 50°F, following biofix*). Reapply 10 to 18 days later.

established mating disruption blocks.		
Lesser Appleworm Oriental Fruit Moth	12 - 16 (0.19 – 0.25 lb. a.i./acre)	
Obliquebanded Leafroller Pandemis Leafroller	8 - 16 (0.12 – 0.25 lb. a.i./acre)	Spring (Overwintering) Generation: Make 1 to 2 applications during the pink to petal fall period depending upon infestation level. Summer Generation: Make the first application during the period of peak egg lay to early egg hatch (usually 200 to 400 DD following biofix*). Reapply 10 to 18 days later (usually 500 to 700 DD).
Eyespotted Bud Moth Fruittree Leafroller Light Brown Apple Moth Redbanded Leafroller Variegated Leafroller		For control of surface or foliar feeding leafroller larvae, apply when larvae are feeding.
Tufted Apple Bud Moth	6 - 10 (0.09 – 0.16 lb. a.i./acre)	For each generation, apply at 10 to 30% egg hatch.
Spotted Tentiform Leafminer Western Tentiform Leafminer	8 - 12 (0.12 – 0.19 lb. a.i./acre)	First Generation: Apply at pink to petal fall. Second, Third Generation: Apply at early egg hatch for each generation.
Lacanobia Fruitworm	12 (0.19 lb. a.i./acre)	Apply at egg hatch or at the first sign of larval infestation. Reapply within 10 to 14 days.
Restrictions:		
<ul style="list-style-type: none"> • Pre-Harvest Interval: Do notDO NOT apply within 14 days of harvest. • Do notDO NOT apply more than 16 fl. oz. (0.25 lb. a.i.) per acre per application or more than a total of 64 fl. oz. (1 lb. a.i.) of GCS Methoxy 2F per acre per year. • Aerial application is allowed only for the last 2 applications prior to harvest. 		

*Biofix is defined as first sustained adult catch in pheromone traps, typically 5 moths in 3 traps within a 7-day period. Consult State Extension Specialists or other qualified authorities for specific information regarding number, placement and management of pheromone traps.

POMEGRANATE[]**
(Not registered for use in New York.)
[**Not registered for sale or use in Arizona.]

Ground Application: Apply a minimum of 50 gals. per acre by conventional ground equipment to trellised trees or trees 10 ft. tall or less. For trees greater than 10 ft. tall, use a minimum of 100 gals. per acre. Use a spray volume that assures uniform coverage of the infested portions of the treated crop. Calibrate equipment to the desired spray volume.

Aerial Application: Apply in a minimum of 20 gals. per acre. This method must not be used if the size of the tree or density of the foliage prohibits thorough, uniform coverage of the entire tree canopy.

Pests	Application Rate (Fl. Oz./Acre)	Application Timing
European Grapevine Moth Filbert Worm Light Brown Apple Moth Navel Orangeworm Obliquebanded Leafroller Omnivorous Leafroller	8 - 16 (0.12 – 0.25 lb. a.i./acre)	Apply when larvae are feeding. Most effective crop protection results from application made at the initiation of egg hatch. The higher rates in the specified rate range and additional applications at 10- to 18-day intervals may be required for heavy infestations, sustained moth flight, situations in which it is difficult to achieve thorough coverage, and for quicker knockdown of larvae.
Redhumped Caterpillar		Apply at initiation of egg hatch or at the first sign of larval infestation. Reapply in 10 to 14 days to ensure complete coverage of rapidly expanding fruits or foliage.
Restrictions:		
<ul style="list-style-type: none"> • Pre-Harvest Interval: Do notDO NOT apply within 7 days of harvest. • Do notDO NOT apply more than 16 fl. oz. (0.25 lb. a.i.) per acre per application or more than a total of 64 fl. oz. (1 lb. a.i.) of GCS Methoxy 2F per acre per year. 		

POPCORN[]**
(Not registered for use in New York.)

[Not registered for sale or use in Arizona.]**

Ground Application: Apply in a minimum of 10 gals. per acre by conventional ground equipment to young crop or small plants. Apply in a minimum of 20 gals. per acre after initiation of tasseling. Use a spray volume that assures uniform coverage of the infested portions of the treated crop. Calibrate equipment to the desired spray volume.

Aerial Application: Apply in a minimum of 10 gals. per acre.

Resistance Management: To reduce the potential for resistance development in target pest species, ~~do not~~**DO NOT** make more than 2 consecutive applications of **GCS Methoxy 2F**. If additional treatments are required after 2 consecutive applications of **GCS Methoxy 2F**, rotate to another class of effective insecticides for at least 1 application and utilize Integrated Pest Management practices including routine monitoring, treatment thresholds to time applications, and cultural and biological controls whenever possible. Consult your Generic Crop Science, LLC representative, extension specialist, certified crop advisor, or State Agricultural Experiment Station for information on alternative effective products to use in your area.

Pests	Application Rate (Fl. Oz./Acre)	Application Timing
European Corn Borer Southwestern Corn Borer	4 - 8 (0.06 – 0.12 lb. a.i./acre)	Apply at first sign of egg hatch or when infestations reach threshold levels as defined by a Cooperative Extension Service or other qualified professional authorities. Direct application at the whorl for early season (first generation) infestations. Apply as broadcast or multi-nozzle over the row application to mid- and late-season infestations.
True Armyworm Western Bean Cutworm		Apply at first sign of egg hatch, feeding damage, or when infestations reach threshold levels as defined by a Cooperative Extension Service or other qualified professional authorities. Under heavy infestations, continuous moth flights, or rapid crop growth and development, reapply at 5- to 10-day retreatment interval.
Restrictions:		
<ul style="list-style-type: none"> Pre-Harvest Interval: Do notDO NOT apply within 21 days of harvest of grain and stover. There is no pre-harvest interval for popcorn forage. Do notDO NOT apply more than 8 fl. oz. (0.12 lb. a.i.) per acre per application or more than a total of 64 fl. oz. (1 lb. a.i.) of GCS Methoxy 2F per acre per year. Do notDO NOT make more than 4 applications per year. Do notDO NOT apply to popcorn by aerial ULV. See Rotational Crop Restrictions. 		

ROOT VEGETABLES (SUBGROUPS 1A, 1B)*[,]**
(Not registered for use in New York.)
[Not registered for sale or use in Arizona.]**

*including black salsify, carrot, celeriac, chicory, edible burdock, garden beet, ginseng, horseradish, parsnip, oriental radish, radish, rutabaga, salsify, skirret, Spanish salsify, sugarbeet, turnip, turnip-rooted chervil, and turnip-rooted parsley.

Ground Application: Apply in a minimum of 10 gals. per acre by conventional ground equipment. Use a spray volume that assures uniform coverage of the infested portions of the treated crop. Calibrate equipment to the desired spray volume.

Aerial Application: Apply in a minimum of 10 gals. per acre. Use a higher carrier volume for heavy infestations and in situations where thorough coverage is difficult to achieve.

Pests	Application Rate (Fl. Oz./Acre)	Application Timing
Armyworm Cabbageworm Cutworm (Suppression Only) Looper Saltmarsh Caterpillar Webworm	8 - 16 (0.12 – 0.25 lb. a.i./acre)	Apply at egg hatch or when first signs of feeding occur. Use a higher specified rate for heavier infestations and under conditions in which thorough coverage is more difficult. Under heavy infestations, continuous moth flights and/or egg masses and larvae in all stages of development, reapply to protect new growth until moth flights and/or hits subside.
Restrictions:		
<ul style="list-style-type: none"> Pre-Harvest Interval: Do notDO NOT apply within 1 day of harvest for all root vegetables except sugar beet. Do notDO NOT apply within 7 days of sugarbeet harvest. Do notDO NOT apply more than 16 fl. oz. (0.25 lb. a.i.) per acre per application or more than a total of 64 fl. oz. (1 lb. a.i.) of GCS 		

Methoxy 2F per acre per year for all crops except radish.

- ~~Do not~~**DO NOT** apply more than 16 fl. oz. (0.25 lb. a.i.) per acre per application or more than a total of 32 fl. oz. (0.5 lb. a.i.) of **GCS Methoxy 2F** per acre per year for radish.
- **Minimum Retreatment Interval:** 14 days
- See **Rotational Crop Restrictions**.

SMALL FRUIT VINE CLIMBING (EXCEPT FUZZY KIWIFRUIT AND GRAPE) (CROP SUBGROUP 13- 07F)*[,]
(Not registered for use in New York.)
[**Not registered for sale or use in Arizona.]**

*Small fruit vine climbing (except fuzzy kiwifruit and grape) (crop subgroup 13-07F) including Amur river grape, gooseberry, hardy kiwifruit, Maypop, schisandra berry, and cultivars, varieties and/or hybrids of these.

Ground Application: Apply in a minimum of 40 gals. per acre by conventional airblast or over the row sprayer. If using a type of sprayer not mentioned above, apply in sufficient carrier volume to ensure thorough, uniform cover of the crop. Use a spray volume that assures uniform coverage of the infested portions of the treated crop. Calibrate equipment to the desired spray volume.

Aerial Application: Apply in a minimum of 20 gals. per acre. This method must not be used if the density of the foliage prohibits thorough, uniform coverage of the entire vine canopy.

Pests	Application Rate (Fl. Oz./Acre)	Application Timing
Grape Berry Moth	8 - 16 (0.12 – 0.25 lb. a.i./acre)	For internal feeding lepidoptera larvae, apply at initiation of egg hatch for each generation. Reapply within 10 to 18 days to ensure complete coverage of rapidly expanding fruits or foliage.
Grape Leaf Folder Light Brown Apple Moth Omnivorous Leafroller Obliquebanded Leafroller Orange Tortrix Redbanded Leafroller		Spring Generation: Apply at first sign of larval infestation or to small larvae when threshold levels occur. Summer Generation: For each generation, apply at first egg hatch. Reapply at 10- to 14-day intervals under high pressure or sustained moth flight.
Restrictions:		
<ul style="list-style-type: none"> • Pre-Harvest Interval: Do notDO NOT apply within 30 days of harvest. • Do notDO NOT apply more than 16 fl. oz. (0.25 lb. a.i.) per acre per application or more than a total of 48 fl. oz. (0.75 lb. a.i.) of GCS Methoxy 2F per acre per year. 		

SORGHUM (GRAIN AND SWEET)[]
(Not registered for use in New York.)
[**Not registered for sale or use in Arizona.]**

Ground Application: Apply in a minimum of 15 gals. per acre by conventional ground equipment. Use a spray volume that assures uniform coverage of the infested portions of the treated crop. Calibrate equipment to the desired spray volume.

Aerial Application: Apply in a minimum of 10 gals. per acre.

Pests	Application Rate (Fl. Oz./Acre)	Application Timing
Southwestern Corn Borer Sugarcane Borer	4 - 12 (0.06 – 0.19 lb. a.i./acre)	Apply at first sign of egg hatch or when infestations reach threshold levels as defined by a Cooperative Extension Service or other qualified professional authorities. Apply as broadcast or multi-nozzle over the row application to mid- and late-season infestations.
Beet Armyworm Fall Armyworm		Apply at first sign of egg hatch, feeding damage, or when infestations reach threshold levels as defined by a Cooperative Extension Service or other qualified professional authorities. Under heavy infestations, continuous moth flights, or rapid crop growth and development, reapply at 10-day retreatment intervals.
Restrictions:		
<ul style="list-style-type: none"> • Pre-Harvest Interval: Do notDO NOT apply within 21 days of grain or stover harvest, or within 3 days of forage or sweet sorghum stalk harvest. • Do notDO NOT apply more than 12 fl. oz. (0.19 lb. a.i.) per acre per application or more than a total of 48 fl. oz. (0.75 lb. a.i.) of GCS Methoxy 2F per acre per year. 		

- See **Rotational Crop Restrictions.**

SOYBEAN[]**

(Not registered for use in New York.)
[**Not registered for sale or use in Arizona.]

Ground Application: Apply in a minimum spray volume of 10 gals. per acre using calibrated ground application equipment that provides thorough coverage.

Aerial Application: Apply in a minimum spray volume of 5 gals. per acre in equipment that has been properly patterned and calibrated for environmental conditions at the site. Use higher water volumes for heavy infestations and in situations where thorough coverage is difficult to achieve.

Pests	Application Rate (Fl. Oz./Acre)	Application Timing
Armyworm Green Clover Worm Saltmarsh Caterpillar Soybean Looper Velvet Bean Caterpillar	4 - 8 (0.06 – 0.12 lb. a.i./acre)	Begin applications when first signs of feeding damage appear or when threshold levels of feeding damage occur. Use a higher specified rate for heavier infestations and under conditions in which thorough coverage is more difficult.
Restrictions:		
<ul style="list-style-type: none"> • Pre-Harvest Interval: Do notDO NOT apply within 7 days of harvest of hay and forage or within 14 days of harvest of seed. • Do notDO NOT apply more than 8 fl. oz. (0.12 lb. a.i.) per acre per application or more than a total of 64 fl. oz. (1 lb. a.i.) of GCS Methoxy 2F per acre per year. • Do notDO NOT make more than 4 applications per year. • Re-Planting Interval: A 7-day re-planting interval is required for residues of methoxyfenozide. 		

SPEARMINT AND PEPPERMINT[]**

(Not registered for use in New York.)
[**Not registered for sale or use in Arizona.]

Ground Application: Apply in a minimum of 10 gals. per acre by conventional ground equipment to young crop or small plants. Use a spray volume that assures uniform coverage of the infested portions of the treated crop. Calibrate equipment to the desired spray volume.

Aerial Application: Apply in a minimum of 5 gals. per acre. Calibrate aircraft to assure uniform coverage of the target crop.

Pests	Application Rate (Fl. Oz./Acre)	Application Timing
Armyworm Cutworm Looper	10 - 16 (0.16 – 0.25 lb. a.i./acre)	Scout crops on a regular basis and treat as soon as economic thresholds have been met. Target small larvae and egg masses when possible. Use a higher rate in the specified rate range for high infestations and when extended residual is needed. Reapply at 14- to 21-day intervals when there are continuing infestations.
Restrictions:		
<ul style="list-style-type: none"> • Pre-Harvest Interval: Do notDO NOT apply within 14 days of harvest. • Do notDO NOT apply more than 16 fl. oz. (0.25 lb. a.i.) per acre per application or more than a total of 64 fl. oz. of GCS Methoxy 2F (1 lb. a.i.) per acre per year. 		

STONE FRUITS (CROP GROUP 12-12*)[,]**

(Not registered for use in New York.)
[**Not registered for sale or use in Arizona.]

*including American plum, apricot, beach plum, black cherry, Canada plum, capulin, cherry plum, cherry (sweet), cherry (tart), Chickasaw plum, Chinese Jujube, Damson plum, Japanese apricot, Japanese plum, Klamath plum, Nanking cherry, nectarine, peach, plum, plumcot, prune plum, sloe, and cultivars, varieties and/or hybrids of these.

Ground Application: Apply in a minimum of 50 gals. per acre by conventional ground equipment to trellised trees or trees 10 ft. tall or less. For trees greater than 10 ft. tall, use a minimum of 100 gals. per acre. Use a spray volume that assures uniform coverage of the infested portions of the treated crop. Calibrate equipment to the desired spray volume.

Aerial Application: Apply in a minimum of 20 gals. per acre. This method must not be used if the size of the tree or density of the foliage prohibits thorough, uniform coverage of the entire tree canopy.

APRICOTS, NECTARINES, PEACHES, PLUMS, PRUNES, AND THEIR HYBRIDS

Pests	Application Rate (Fl. Oz./Acre)	Application Timing
Codling Moth (Suppression Only) Oriental Fruit Moth	10 - 16 (0.16 – 0.25 lb. a.i./acre)	For control of light to moderate infestations, begin applications before egg hatch of each generation and before the larvae penetrate the fruit. The product provides 10 to 18 days of protection depending upon application rate and how rapidly fruit is expanding. Consult local spray timing advisories or follow biofix* dates based upon pheromone trap catches to time sprays appropriately. For continuous moth flight and egg laying, use the highest specified rate. Maintain coverage on the fruit surface with 10- to 18-day retreatment intervals. Alternate or intersperse with other insecticides targeted at the same pest so long as the retreatment interval does not exceed the period of effectiveness of the products being alternated and GCS Methoxy 2F is applied before larvae penetrate the fruit.
Peach Twig Borer	8 - 16 (0.12 – 0.25 lb. a.i./acre)	For each generation, apply at initiation of egg hatch before larvae enter the fruit. Reapply in 10 to 14 days to ensure complete coverage of rapidly expanding fruits or foliage, or under conditions of high infestation or sustained moth flight.
Obliquebanded Leafroller Pandemis Leafroller		Spring (Overwintering) Generation: Make 1 to 2 applications during the pink to petal fall period depending upon infestation level. Summer Generation: Make the first application during the period of peak egg lay to early egg hatch (usually 200 to 400 DD following biofix*). Reapply 10 to 18 days later (usually 500 to 700 DD). A higher rate in the specified rate range and additional applications at 10- to 18-day intervals may be required for heavy infestations, sustained moth flight, situations in which it is difficult to achieve thorough coverage, and for quicker knockdown of larvae.
European Grapevine Moth Fruittree Leafroller Light Brown Apple Moth Omnivorous Leafroller Redbanded Leafroller Threelined Leafroller Tufted Apple Budmoth Variegated Leafroller		For control of surface or foliar feeding leafroller larvae, apply when larvae are feeding. Most effective crop protection results from application made at the initiation of egg hatch. For heavy infestations, continuous moth flights, or extended egg hatch, use maximum specified rates. Maintain coverage with 10- to 18-day retreatment intervals.
Cherry Fruitworm Green Fruitworm Lesser Appleworm	10 - 16 (0.16 – 0.25 lb. a.i./acre)	Apply at initiation of egg hatch or at the first sign of larval infestation. Reapply in 10 to 14 days to ensure complete coverage of rapidly expanding fruits or foliage.
Redhumped Caterpillar	8 - 16 (0.12 – 0.25 lb. a.i./acre)	Apply at initiation of egg hatch or at the first sign of larval infestation. Reapply in 10 to 14 days to ensure complete coverage of rapidly expanding fruits or foliage.
Restrictions: <ul style="list-style-type: none"> • Pre-Harvest Interval: Do notDO NOT apply within 7 days of harvest. • Do notDO NOT apply more than 16 fl. oz. (0.25 lb. a.i.) per acre per application or more than a total of 64 fl. oz. (1 lb. a.i.) of GCS Methoxy 2F per acre per year. 		

*Biofix is defined as first sustained adult catch in pheromone traps, typically 5 moths in 3 traps within a 7-day period. Consult State Extension Specialists or other qualified authorities for specific information regarding number, placement and management of pheromone traps.

CHERRIES (SWEET AND TART)

Pests	Application Rate (Fl. Oz./Acre)	Application Timing
Obliquebanded Leafroller Pandemis Leafroller	8 - 16 (0.12 – 0.25 lb. a.i./acre)	Spring (Overwintering) Generation: Make 1 to 2 applications during the pink to petal fall period depending upon infestation level. Summer Generation: Make the first application during the period of peak egg lay to early egg hatch (usually 200 to 400 DD following biofix*). Reapply 10 to 18 days later (usually 500 to 700 DD). A higher rate in the specified rate range and additional applications at 10- to 18-day intervals may be required for heavy infestations, sustained moth flight, situations in which it is difficult to achieve thorough coverage, and for quicker knockdown of larvae.

Eyespotted Bud Moth Fruittree Leafroller Light Brown Apple Moth Omnivorous Leafroller Redbanded Leafroller Threelined Leafroller Tufted Apple Budmoth Variegated Leafroller		For control of surface or foliar feeding leafroller larvae, apply when larvae are feeding. Most effective crop protection results from application made at the initiation of egg hatch. For heavy infestations, continuous moth flights, or extended egg hatch, use maximum specified rates. Maintain coverage with 10- to 18-day retreatment intervals.
Cherry Fruitworm	10 - 16 (0.16 – 0.25 lb. a.i./acre)	Apply at initiation of egg hatch or at the first sign of larval infestation. Reapply in 10 to 14 days to ensure complete coverage of rapidly expanding fruits or foliage.
Redhumped Caterpillar	8 - 16 (0.12 – 0.25 lb. a.i./acre)	
Restrictions:		
<ul style="list-style-type: none"> • Pre-Harvest Interval: Do notDO NOT apply within 7 days of harvest. • Do notDO NOT apply more than 16 fl. oz. (0.25 lb. a.i.) per acre per application or more than a total of 58 fl. oz. 2F (0.9 lb. a.i.) of GCS Methoxy per acre per year. 		

*Biofix is defined as first sustained adult catch in pheromone traps, typically 5 moths in 3 traps within a 7-day period. Consult State Extension Specialists or other qualified authorities for specific information regarding number, placement, and management of pheromone traps.

TREE NUTS (CROP GROUP 14-12*)[]
(Not registered for use in New York.)
[**Not registered for sale or use in Arizona.]**

*including African nut-tree, almond, beechnut, Brazil nut, Brazilian pine, bunya, bur oak, butternut, Cajou nut, candlenut, cashew, chestnut, chinquapin, coconut, coquito nut, dika nut, filbert (hazelnut), ginkgo, Guiana chestnut, heartnut, hickory nut, Japanese horse-chestnut, macadamia (bush) nut, mongongo nut, monkey-pot, monkey puzzle nut, Okari nut, Pachira nut, peach palm nut, pecan, pequi, Pili nut, pine nut, pistachio, Sapucaia nut, tropical almond, walnut (black and English), yellowhorn, and cultivars, and varieties and/or hybrids of these.

Ground Application: Apply in a minimum of 50 gals. per acre by conventional ground equipment to trees 10 ft. tall or less. For trees greater than 10 ft. tall, use a minimum of 100 gals. per acre. Use a spray volume that assures uniform coverage of the infested portions of the treated crop. Calibrate equipment to the desired spray volume.

Aerial Application: Apply in a minimum of 10 gals. per acre. This method may result in reduced efficacy if the size of the tree or density of the foliage prohibits thorough, uniform coverage of the entire tree canopy.

Performance of **GCS Methoxy 2F** against pests not listed on this label cannot be warranted nor can crop tolerance in all types and varieties of tree nuts be assured. If unsure, the user is advised to treat a few trees to observe for symptoms before treating large blocks of trees. Generally, optimum performance against lepidoptera pests (worms) is achieved when **GCS Methoxy 2F** is applied at the initiation of egg hatch. Reapplication intervals of 14 to 20 days may be required if the plant part(s) to be protected from insect damage is rapidly growing or expanding or if pest infestations are heavy or extended.

ALMONDS

Pests	Application Rate (Fl. Oz./Acre)	Application Timing
Peach Twig Borer	8 - 16 (0.12 – 0.25 lb. a.i./acre)	Spring (Overwintering) Generation: Make 1 to 2 applications during the bloom to petal fall period depending upon infestation level. Summer Generation: Begin applications at peak moth flight (400 to 450 DD, base 50°F, following biofix*). Reapply at 14- to 18-day intervals under high pressure or sustained moth flight. A higher rate in specified the rate range may be required for extended residual effectiveness, high pest infestation levels, larger trees, or heavy dense foliage.
Navel Orangeworm	12 - 24 (0.19 – 0.38 lb. a.i./acre)	Make first application at the initiation of hull split (2 to 5% hull split). Reapply 14 days later. Under heavy infestation, reapply a third time 14 days later.

Restrictions:		
<ul style="list-style-type: none"> • Pre-Harvest Interval: • Do notDO NOT apply within 7 days of harvest. • Do notDO NOT apply more than 24 fl. oz. (0.38 lb. a.i.) per acre per application or more than a total of 64 fl. oz. (1 lb. a.i.) of GCS Methoxy 2F per acre per year. • Do notDO NOT make more than 4 applications per year. 		

- **Minimum Retreatment Interval:** 14 days

*Biofix is defined as first sustained adult catch in pheromone traps, typically 5 moths in 3 traps within a 7-day period. Consult State Extension Specialists or other qualified authorities for specific information regarding number, placement, and management of pheromone traps.

HAZELNUTS

Pests	Application Rate (Fl. Oz./Acre)	Application Timing
Filbertworm	8 - 16 (0.12 – 0.25 lb. a.i./acre)	Apply at initiation of egg hatch. Reapply at 14- to 21-day intervals under high pressure or sustained moth flight.
Obliquebanded Leafroller		Spring (Overwintering) Generation: Make 1 to 2 applications depending upon infestation level. Summer Generation: Make the first application during the period of peak egg lay to early egg hatch (200 to 400 DD following biofix*). Reapply 14 to 18 days later (usually 500 to 700 DD).
European Grapevine Moth Filbert Leafroller Light Brown Apple Moth Omnivorous Leaf-tier		For control of surface of foliar feeding leafroller larvae, apply when larvae are feeding. Most effective crop protection results from application made at the initiation of egg hatch.
Restrictions: <ul style="list-style-type: none"> • Pre-Harvest Interval: Do notDO NOT apply within 7 days of harvest. • Do notDO NOT apply more than 16 fl. oz. (0.25 lb. a.i.) per acre per application or more than a total of 64 fl. oz. (1 lb. a.i.) of GCS Methoxy 2F per acre per year. • Do notDO NOT make more than 4 applications per year. • Minimum Retreatment Interval: 14 days 		

*Biofix is defined as first sustained adult catch in pheromone traps, typically 5 moths in 3 traps within a 7-day period. Consult State Extension Specialists or other qualified authorities for specific information regarding number, placement, and management of pheromone traps.

PECANS

Pests	Application Rate (Fl. Oz./Acre)	Application Timing
Pecan Nut Casebearer	4 - 8 (0.06 – 0.12 lb. a.i./acre)	For each generation, apply at initiation of egg hatch (first generation is approximately 8 to 15 days following biofix*). Control of first generation may require second application to ensure complete coverage of rapidly expanding nuts and foliage, or under conditions or extended egg lay. A higher rate in the specified rate range may be required for extended residual effectiveness, higher pest infestations, low crop load, larger trees, or heavy dense foliage.
Hickory Shuckworm		For early- to mid-season infestations reaching threshold levels as defined by State Extension Specialists or other qualified authorities, make applications at the initiation of egg hatch. For late-season infestations, initiate applications at half- shell hardening. Reapply at 14-day intervals to shuck split or while nuts are susceptible to heavy infestations.
Fall Webworm Walnut Caterpillar		Apply at the first sign of larval infestation.
Restrictions: <ul style="list-style-type: none"> • Pre-Harvest Interval: Do notDO NOT apply within 7 days of harvest. • Do notDO NOT apply more than 8 fl. oz. (0.12 lb. a.i.) per acre per application or more than a total of 64 fl. oz. (1 lb. a.i.) of GCS Methoxy 2F per acre per year. • Do notDO NOT make more than 4 applications per year. • Minimum Retreatment Interval: 14 days 		

*Biofix is defined as first sustained adult catch in pheromone traps, typically 5 moths in 3 traps within a 7-day period. Consult State Extension Specialists or other qualified authorities for specific information regarding number, placement and management of pheromone traps.

WALNUTS

Pests	Application Rate (Fl. Oz./Acre)	Application Timing
Codling Moth (Suppression Only)	12 - 24 (0.19 – 0.38 lb. a.i./acre)	For each generation, apply at initiation of egg hatch (100 to 200 DD following biofix*). Control of first generation may require second application (14- to 18-day retreatment interval) to ensure complete coverage of rapidly expanding nuts and foliage. After nut growth and foliage expansion slows, a 14- to 21-day retreatment interval may be required to provide control of extended moth flight. A higher rate in the label rate range may be required for extended residual effectiveness, high pest infestation levels, larger trees, or heavy dense foliage.
Navel Orangeworm	8 - 16	Apply at initiation of egg hatch.
Fall Webworm Redhumped Caterpillar	(0.12 – 0.25 lb. a.i./acre)	Apply at first sign of larval infestation.
Restrictions: <ul style="list-style-type: none"> • Pre-Harvest Interval: Do notDO NOT apply within 7 days of harvest. • Do notDO NOT apply more than 24 fl. oz. (0.38 lb. a.i.) per acre per application or more than a total of 64 fl. oz. (1 lb. a.i.) of GCS Methoxy 2F per acre per year. • Do notDO NOT make more than 4 applications per year. • Minimum Retreatment Interval: 14 days 		

*Biofix is defined as first sustained adult catch in pheromone traps, typically 5 moths in 3 traps within a 7-day period. Consult State Extension Specialists or other qualified authorities for specific information regarding number, placement, and management of pheromone traps.

TROPICAL TREE FRUITS*[,]**
(Not registered for use in New York.)
[Not registered for sale or use in Arizona.]**

*including acerola, avocado, black sapote, canistel, feijoa, guava, jaboticaba, longan, lychee, mamey sapote, mango, papaya, passionfruit, pulasan, rambutan, sapodilla, Spanish lime, star apple, starfruit, and wax jambu.

Ground Application: Apply in a minimum of 50 gals. per acre by conventional ground equipment to trees 10 ft. tall or less. For trees greater than 10 ft. tall, apply in a minimum of 100 gals. per acre by conventional group equipment. Use a higher carrier volume for heavy infestations and in situations where thorough coverage is difficult to achieve. Use a spray volume that assures uniform coverage of the infested portions of the treated crop. Calibrate equipment to the desired spray volume.

Aerial Application: Apply in a minimum of 10 gals. per acre. Use a higher carrier volume for heavy infestations and in situations where thorough coverage is difficult to achieve.

Pests	Application Rate (Fl. Oz./Acre)	Application Timing
Lepidopteran Larvae Including: European Grapevine Moth Guava Moth (<i>Argyresthia</i>) Leafroller Light Brown Apple Moth Looper Orange Tortrix Spanworm Webbing Worm Western Tussock Moth	10 - 16 (0.16 – 0.25 lb. a.i./acre)	Apply at egg hatch or when first signs of feeding occur. Use a higher specified rate for heavier infestations and under conditions in which thorough coverage is more difficult. Under heavy infestations, continuous moth flights and/or egg masses and larvae in all stages of development, reapply at a 6- to 10-day retreatment interval to protect new growth until moth flights and/or hits subside.
Restrictions: <ul style="list-style-type: none"> • Do notDO NOT apply more than 16 fl. oz. (0.25 lb. a.i.) per acre per application or more than a total of 64 fl. oz. (1 lb. a.i.) of GCS Methoxy 2F per acre per year. • Do notDO NOT make more than 5 applications per year. • Acerola, Feijoa, Guava, Jaboticaba, Passionfruit, Starfruit, and Wax Jambu: <ul style="list-style-type: none"> ○ Pre-Harvest Interval: Do notDO NOT apply within 3 days of harvest. ○ Minimum Retreatment Interval: 6 days • Avocado: <ul style="list-style-type: none"> ○ Pre-Harvest Interval: Do notDO NOT apply within 2 days of harvest. 		

- **Minimum Retreatment Interval:** 6 days
- **Black Sapote, Canistel, Mamey Sapote, Mango, Papaya, Sapodilla, and Star Apple:**
 - **Pre-Harvest Interval:** ~~Do not~~**DO NOT** apply within 3 days of harvest.
 - **Minimum Retreatment Interval:** 10 days
- **Longan, Lychee, Pulasan, Rambutan, Spanish Lime:**
 - **Pre-Harvest Interval:** ~~Do not~~**DO NOT** apply within 14 days of harvest.
 - **Minimum Retreatment Interval:** 10 days

TUBEROUS AND CORM VEGETABLES (EXCEPT POTATO) (SUBGROUP 1D)*[,]**
(Not registered for use in New York.)
[Not registered for sale or use in Arizona.]**

*Tuberous and corm vegetables (except potato) (subgroup 1D) including arracacha, arrowroot, bitter cassava, chayote (root), Chinese artichoke, chufa, dasheen, edible canna, ginger, Jerusalem artichoke, leren, sweet cassava, sweet potato, taniel, true yam, turmeric, and yam bean.

Ground Application: Apply in a minimum of 10 gals. per acre by conventional ground equipment. Use a spray volume that assures uniform coverage of the infested portions of the treated crop. Calibrate equipment to the desired spray volume.

Aerial Application: Apply in a minimum of 10 gals. per acre. Use a higher carrier volume for heavy infestations and in situations where thorough coverage is difficult to achieve.

Pests	Application Rate (Fl. Oz./Acre)	Application Timing
Armyworm Cabbageworm Cutworm (Suppression Only) Looper Saltmarsh Caterpillar Webworm	6 - 10 (0.09 – 0.16 lb. a.i./acre)	Apply at egg hatch or when first signs of feeding occur. Use a higher specified rate for heavier infestations and under conditions in which thorough coverage is more difficult. Under heavy infestations, continuous moth flights and/or egg masses and larvae in all stages of development, reapply to protect new growth until moth flights and/or hits subside.

Restrictions:

- **Pre-Harvest Interval:** ~~Do not~~**DO NOT** apply within 7 days of harvest.
- ~~Do not~~**DO NOT** apply more than 10 fl. oz. (0.16 lb. a.i.) per acre per application or more than a total of 64 fl. oz. (1 lb. a.i.) of **GCS Methoxy 2F** per acre per year.
- ~~Do not~~**DO NOT** make more than 3 applications per acre per year.
- **Minimum Retreatment Interval:** 14 days
- See **Rotational Crop Restrictions**.

STORAGE AND DISPOSAL

~~Do not~~**DO NOT** contaminate water, food, or feed by storage or disposal.

PESTICIDE STORAGE:

Store in a cool dry well-ventilated area, but not below 32°F.

PESTICIDE DISPOSAL:

Improper disposal of excess pesticide, spray mixture, or rinsate is a violation of Federal Law. If these wastes cannot be disposed of by use according to label instructions, contact your State Pesticide or Environmental Control Agency, or the Hazardous Waste representative of the nearest EPA Regional Office for guidance.

{Note to Reviewer: The Container Handling instructions that will appear on the label will be appropriate for the container in which the product is sold}

CONTAINER HANDLING:

[For plastic containers less than or equal to 5 gallons: Nonrefillable Container: ~~Do not~~**DO NOT** reuse or refill this container. Triple rinse container (or equivalent) promptly after emptying. Triple Rinse as follows: Empty the remaining contents into application equipment or a mix tank and drain for 10 seconds after the flow begins to drip. Fill the container ¼ full with water and recap. Shake for 10 seconds. Pour rinsate into application equipment or a mix tank or store rinsate for later use or disposal. Drain for 10 seconds after the flow begins to drip. Repeat this procedure two more times. Then offer for recycling if available or puncture and dispose of in a sanitary landfill, or by incineration.]

[For plastic containers greater than 5 gallons: Nonrefillable container. ~~Do not~~**DO NOT** reuse or refill this container. Triple rinse container (or equivalent) promptly after emptying. Triple Rinse as follows: Empty the remaining contents into application equipment or a mix tank. Fill the container ¼ full with water. Recap and tighten closures. Tip container on its side and roll it back and forth, ensuring at least one complete revolution, for 30 seconds. Stand the container on its end and tip it back and forth several times. Turn the container over onto its other end and tip it back and forth several times. Empty the rinsate into application equipment or a mix tank or store rinsate for later use or disposal. Repeat this procedure two more times. Then offer for recycling if available or puncture and dispose of in a sanitary landfill, or by incineration.]

[Returnable/Refillable Containers: Refill this container with pesticide only. ~~Do not~~**DO NOT** reuse this container for any other purpose. ~~Do not~~**DO NOT** rinse container. ~~Do not~~**DO NOT** empty remaining formulated product. ~~Do not~~**DO NOT** break seals. Return

intact to point of purchase. Cleaning the container before final disposal is the responsibility of the person disposing of the container. Cleaning before refilling is the responsibility of the refiller.]

CONDITION OF SALE AND LIMITATION OF WARRANTY AND LIABILITY

NOTICE: Read the entire Directions for Use and Conditions of Sale and Limitation of Warranty and Liability before buying or using this product. If the terms are not acceptable, return the product at once, unopened, and the purchase price will be refunded.

The Directions for Use of this product must be followed carefully. It is impossible to eliminate all risks inherently associated with the use of this product. Ineffectiveness or other unintended consequences may result because of such factors as manner of use or application, weather, presence of other materials or other influencing factors in the use of the product, which are beyond the control of Generic Crop Science, LLC or Seller. To the extent consistent with applicable law, all such risks shall be assumed by Buyer and User, and Buyer and User agree to hold Generic Crop Science, LLC and Seller harmless for any claims relating to such factors.

Generic Crop Science, LLC warrants that this product conforms to the chemical description on the label and is reasonably fit for the purposes stated in the Directions for Use, subject to the inherent risks referred to above, when used in accordance with directions under normal use conditions. This warranty does not extend to the use of this product contrary to label instructions, or under abnormal conditions or under conditions not reasonably foreseeable to or beyond the control of Seller or Generic Crop Science, LLC, and Buyer and User assume the risk of any such use. TO THE EXTENT CONSISTENT WITH APPLICABLE LAW, GENERIC CROP SCIENCE, LLC MAKES NO WARRANTIES OF MERCHANTABILITY OR OF FITNESS FOR A PARTICULAR PURPOSE NOR ANY OTHER EXPRESS OR IMPLIED WARRANTY EXCEPT AS STATED ABOVE.

To the extent consistent with applicable law, neither Generic Crop Science, LLC nor Seller shall be liable for any incidental, consequential or special damages resulting from the use or handling of this product. TO THE EXTENT CONSISTENT WITH APPLICABLE LAW, THE EXCLUSIVE REMEDY OF THE USER OR BUYER, AND THE EXCLUSIVE LIABILITY OF GENERIC CROP SCIENCE, LLC AND SELLER FOR ANY AND ALL CLAIMS, LOSSES, INJURIES OR DAMAGES (INCLUDING CLAIMS BASED ON BREACH OF WARRANTY, CONTRACT, NEGLIGENCE, TORT, STRICT LIABILITY OR OTHERWISE) RESULTING FROM THE USE OR HANDLING OF THIS PRODUCT, SHALL BE THE RETURN OF THE PURCHASE PRICE OF THE PRODUCT OR, AT THE ELECTION OF GENERIC CROP SCIENCE, LLC OR SELLER, THE REPLACEMENT OF THE PRODUCT.

Generic Crop Science, LLC and Seller offer this product, and Buyer and User accept it, subject to the foregoing Conditions of Sale and Limitation of Warranty and Liability, which may not be modified except by written agreement signed by a duly authorized representative of Generic Crop Science, LLC.

~~[All trademarks are the property of their respective owners.]~~

~~[All trademarks are the property of their respective owners.]~~

~~[Farmers First is a trademark of Farmers Business Network, Inc.]~~




~~[The sprout logo, "FBN", and "Farmers Business Network" are registered service marks of Farmer's Business Network, Inc.]~~

~~[Intrepid 2F® is a registered trademark of Corteva Agriscience.]~~

~~[<BRAND>™ or ® is a trademark of <TRADEMARK HOLDER>.]~~

~~[Note to Reviewer: The mention of the product name throughout this Master Label may be updated/replaced with the term "This product" on the Market Label.]~~

~~[Optional graphics to be used on any panel of final market label:]~~

<p>[www.FBN.com][FBN.com] [Available at www.FBN.com] [844-200-FARM (3276)] [Farmers First]</p>		<p><i>[any color]</i></p>  <p>FARMERS BUSINESS NETWORK®</p>
 <p>FARMERS FIRST™</p>	