



**UNITED STATES ENVIRONMENTAL PROTECTION AGENCY**  
**WASHINGTON, DC 20460**

**OFFICE OF CHEMICAL SAFETY  
AND POLLUTION PREVENTION**

July 13, 2023

Annette Marine  
Agent for Generic Crop Science, LLC  
1887 Whitney Mesa Drive #9740  
Henderson, NV 89014

**Subject:** Label Amendment – Adding NY aerial application restriction, optional marketing language, and Alternate Brand name.  
Product Name: GCS Tebustrobin SC  
EPA Registration Number: 94730-7  
Application Date: January 27, 2023  
Decision Number: 590555

Dear Annette Marine:

The amended label referred to above, submitted in connection with registration under the Federal Insecticide, Fungicide, and Rodenticide Act (FIFRA), as amended, is acceptable. This approval does not affect any conditions that were previously imposed on this registration. You continue to be subject to existing conditions on your registration and any deadlines connected with them.

A stamped copy of your labeling is enclosed for your records. This labeling supersedes all previously accepted labeling. You must submit one copy of the final printed labeling before you release the product for shipment with the new labeling. In accordance with 40 CFR 152.130(c), you may distribute or sell this product under the previously approved labeling for 18 months from the date of this letter. After 18 months, you may only distribute or sell this product if it bears this new revised labeling or subsequently approved labeling. “To distribute or sell” is defined under FIFRA section 2(gg) and its implementing regulation at 40 CFR 152.3.

The alternate brand name, “Farmers First Tebustrobin SC” has been added to the product record.

Should you wish to add/retain a reference to the company’s website on your label, then please be aware that the website becomes labeling under FIFRA and is subject to review by the Agency. If the website is false or misleading, the product would be misbranded and unlawful to sell or distribute under FIFRA section 12(a)(1)(E). 40 CFR 156.10(a)(5) lists examples of statements EPA may consider false or misleading. In addition, regardless of whether a website is referenced on your product’s label, claims made on the website may not substantially differ from those claims approved through the registration process. Therefore, should the Agency find or if it is brought to our attention that a website contains false or misleading statements or claims substantially differing from the EPA approved registration, the website will be referred to the EPA’s Office of Enforcement and Compliance.

Page 2 of 2  
EPA Reg. No. 94730-7  
Decision No. 590555

Your release for shipment of the product constitutes acceptance of these conditions. If these conditions are not complied with, the registration will be subject to cancellation in accordance with FIFRA section 6.

If you have any questions, please contact Stephanie Suarez at 202-566-2918 or at [Suarez.Stephanie@epa.gov](mailto:Suarez.Stephanie@epa.gov).

Sincerely,



Nathan Mellor, Product Manager 21  
Fungicide Branch Registration Division (7505T)  
Office of Pesticide Programs

Enclosure

[MASTER LABEL]

TEBUCONAZOLE	GROUP	<b>3</b>	FUNGICIDE
AZOXYSTROBIN	GROUP	<b>11</b>	FUNGICIDE

# GCS TEBUSTROBIN SC

## [ABN: Farmers First™ Tebustrobin SC]

**Broad-Spectrum Fungicide for control of Listed Plant Diseases**

ACTIVE INGREDIENTS:	WT. BY %
Tebuconazole: (±)-alpha-[2-(4-chlorophenyl)ethyl]-alpha-(1,1-dimethylethyl)-1H-1,2,4-triazole-1-ethanol .....	18.35%
Azoxystrobin: methyl (E)-2-[[6-(2-cyanophenoxy)-4-pyrimidinyl]oxy]alpha-methoxymethylene benzeneacetate .....	11.00%
<b>OTHER INGREDIENTS:</b> .....	<u>70.65%</u>
<b>TOTAL:</b> .....	<b>100.00%</b>

GCS Tebustrobin SC is a suspension concentrate fungicide containing 1.67 lbs. Tebuconazole and 1.00 lb. Azoxystrobin per gallon.

### KEEP OUT OF REACH OF CHILDREN CAUTION

Si usted no entiende la etiqueta, busque a alguien para que se la explique a usted en detalle.  
 (If you **DO NOT** understand this label, find someone to explain it to you in detail.)

FIRST AID	
<b>IF IN EYES:</b>	<ul style="list-style-type: none"> <li>Hold eye open and rinse slowly and gently with water for 15-20 minutes.</li> <li>Remove contact lenses, if present, after the first 5 minutes, then continue rinsing.</li> <li>Call a poison control center or doctor for treatment advice.</li> </ul>
<b>IF SWALLOWED:</b>	<ul style="list-style-type: none"> <li>Call a poison control center or doctor immediately for treatment advice.</li> <li>Have person sip a glass of water if able to swallow.</li> <li><b>DO NOT</b> induce vomiting unless told to by the poison control center or doctor.</li> <li><b>DO NOT</b> give anything by mouth to an unconscious person.</li> </ul>
HOTLINE NUMBERS	
For 24-Hour Medical Emergency Assistance (Human or Animal), call: <b>1-800-222-1222</b> . For Chemical Emergency Assistance (Spill, Leak, Fire, or Accident), call CHEMTREC: <b>1-800-424-9300</b> .	

[Optional referral statements when booklets and container labels are used:]

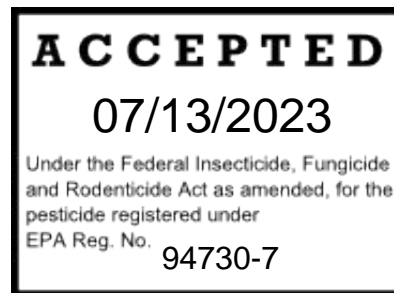
[See label booklet for [complete] [additional] [First Aid,] [Precautionary Statements,] [Directions For Use,] and [Storage and Disposal.]]

**EPA Reg. No.: 94730-7**

**EPA Est. No.: XXXXX-XX-XXX**

**Manufactured For [By]:**  
 Generic Crop Science, LLC  
 1887 Whitney Mesa Dr., #9740  
 Henderson, NV 89014

**Net Contents:** \_\_\_\_\_ [Gals./L]



**PRECAUTIONARY STATEMENTS**  
**HAZARDS TO HUMANS AND DOMESTIC ANIMALS**  
**CAUTION**

Causes moderate eye irritation. Harmful if swallowed. Avoid contact with eyes or clothing. Wear protective eyewear. Wash thoroughly with soap and water after handling and before eating, drinking, chewing gum, using tobacco, or using the toilet.

**PERSONAL PROTECTIVE EQUIPMENT (PPE)**

Some materials that are chemical-resistant to this product are listed below.

**Applicators and other handlers must wear:**

- Long-sleeved shirt and long pants
- Shoes plus socks

**In addition, mixers/loaders supporting aerial, groundboom, or chemigation applications, must wear:**

- A minimum of a NIOSH-approved particulate filtering facepiece respirator with any N, R or P filter; OR a NIOSH-approved elastomeric particulate respirator with any N, R or P filter; OR a NIOSH-approved powered air purifying respirator with HE filters. Human flagging is prohibited.

**User Safety Requirements**

Follow manufacturer's instructions for cleaning/maintaining (PPE). If no such instructions for washables exist, use detergent and hot water. Keep and wash PPE separately from other laundry.

**ENGINEERING CONTROLS STATEMENT**

When handlers use closed systems, enclosed cabs, or aircraft in a manner that meets the requirements listed in the Worker Protection Standard (WPS) for agricultural pesticides [40 CFR 170.240(d)(4-6)], the handler PPE requirements may be reduced or modified as specified in the WPS.

**USER SAFETY RECOMMENDATIONS**

**Users should:**

- Remove clothing/PPE immediately if pesticide gets inside. Then wash thoroughly and put on clean clothing.
- Remove PPE immediately after handling this product, wash the outside of gloves before removing. As soon as possible, wash thoroughly and change into clean clothing.

**ENVIRONMENTAL HAZARDS**

This pesticide is toxic to mammals, fish, and aquatic invertebrates. **DO NOT** apply directly to water, to areas where surface water is present, or to intertidal areas below the mean high water mark. Runoff may be hazardous to aquatic organisms in neighboring areas. **DO NOT** contaminate water when cleaning equipment or disposing of equipment washwater or rinsate.

**Groundwater Advisory:** Azoxystrobin can be persistent for several months or longer. Azoxystrobin has degradation products which have properties similar to chemicals which are known to leach through soil to groundwater under certain conditions as a result of agricultural use. Tebuconazole is known to leach through soil into groundwater under certain conditions as a result of label use. Therefore, use of GCS Tebustrobin SC in areas where soils are permeable, particularly where the water table is shallow, may result in groundwater contamination.

**Surface Water Label Advisory:** This product may contaminate water through drift of spray in wind. This product has a high potential for runoff for several months or more after application. Poorly draining soils and soils with shallow water tables are more prone to runoff that contains this product. A level, well maintained vegetative buffer strip between areas to which this product is applied and surface water features including ponds, streams, and springs will reduce the potential for contamination of water from rainfall runoff. Runoff of this product will be reduced by avoiding applications when rainfall is forecasted within 48 hours.

Notify State and/or Federal authorities and Generic Crop Science, LLC immediately if you observe any adverse environmental effects due to use of this product.

**DIRECTIONS FOR USE**

It is a violation of Federal law to use this product in a manner inconsistent with its labeling.

Read entire label before using this product. This label must be in the possession of the user at the time of pesticide application.

**DO NOT** apply this product in a way that will contact workers or other persons, either directly or through drift. Only protected handlers may be in the area during application. For any requirements specific to your State or Tribe, consult the agency responsible for pesticide regulation.

**AGRICULTURAL USE REQUIREMENTS**

Use this product only in accordance with its labeling and with the Worker Protection Standard, 40 CFR Part 170. This Standard contains requirements for the protection of agricultural workers on farms, forests, nurseries, and greenhouses, and handlers of agricultural pesticides. It contains requirements for training, decontamination, notification, and emergency assistance. It also contains specific instructions and exceptions pertaining to the statements on this label about personal protective equipment (PPE), notification to workers, and restricted-entry interval. The requirements in this box only apply to uses of this product that are covered by the Worker Protection Standard.

**DO NOT** enter or allow worker entry into treated areas during the restricted-entry interval (REI) listed in the **SPECIFIC CROP DIRECTIONS**.

PPE required for early entry to treated areas that is permitted under the Worker Protection Standard and that involves contact with anything that has been treated, including plants, soil, or water is:

- Coveralls
- Chemical-resistant gloves made of any waterproof material
- Shoes plus socks

**RESTRICTIONS**

- **DO NOT** use in nurseries, greenhouses, or landscape plantings.
- **DO NOT** spray GCS Tebustrobin SC where spray drift may reach apple trees.
- **DO NOT** use spray equipment which has been previously used to apply GCS Tebustrobin SC to spray apple trees. Even trace amounts can cause unacceptable phytotoxicity to certain apple and crabapple varieties.
- Not for use on corn or soybeans in the State of New York.

**OBSERVE THE FOLLOWING RESTRICTIONS WHEN SPRAYING IN THE VICINITY OF AQUATIC AREAS INCLUDING LAKES, RESERVOIRS, RIVERS, PERMANENT STREAMS, MARSHES OR NATURAL PONDS, AND ESTUARIES:**

- Apply only during alternate years in fields adjacent to aquatic areas listed above.
- **DO NOT** apply by ground or air within 100 feet of aquatic areas listed above.
- **DO NOT** cultivate within 10 feet of an aquatic area to allow growth of a vegetative filter strip.

**PRODUCT INFORMATION**

GCS Tebustrobin SC is a broad-spectrum, preventative fungicide with systemic and curative properties for the control of many important plant diseases. GCS Tebustrobin SC may be applied as a foliar spray in spray programs or in tank mixes with other crop protection products. All applications must be made according to the use directions that follow.

GCS Tebustrobin SC is extremely phytotoxic to certain apple varieties. AVOID SPRAY DRIFT. Extreme care must be used to prevent injury to apple trees (and apple fruit).

**TANK MIXING**

It is the pesticide user's responsibility to ensure that all products are registered for the intended use. Read and follow the applicable restrictions and limitations and directions for use on all product labels involved in tank mixing. Users must follow the most restrictive directions for use and precautionary statements of each product in the tank mixture.

**RESISTANCE MANAGEMENT**

For resistance management, please note that GCS Tebustrobin SC contains both a Group 3 (tebuconazole) and Group 11 (azoxystrobin) fungicide. Any fungal population may contain individuals naturally resistant to GCS Tebustrobin SC and other Group 11 or Group 3 fungicides. A gradual or total loss of pest control may occur over time if these fungicides are used repeatedly in the same fields. Appropriate resistance-management strategies must be followed. To delay fungicide resistance, take one or more of the following steps:

- Rotate the use of GCS Tebustrobin SC or other Group 11 and Group 3 fungicides within a growing season sequence with different groups that control the same pathogens.
- Use tank mixtures with fungicide from a different group that are equally effective on the target pest when such use is permitted. Use at least the minimum application rate as labeled by the manufacturer.
- Adopt an integrated disease management program for fungicide use that includes scouting, uses historical information related to pesticide use, and crop rotation, and which considers host plant resistance, impact of environmental conditions on disease development, disease thresholds, as well as cultural, biological and other chemical control practices.
- Where possible, make use of predictive disease models to effectively time fungicide applications. Note that using predictive models alone is not sufficient to manage resistance.
- Monitor treated fungal populations for resistance development.

- Contact your local extension specialist or certified crop advisor for any additional pesticide resistance management and/or IPM guidance for specific crops and pathogens.
- For further information or to report suspected resistance contact Generic Crop Science, LLC. You can also contact your pesticide distributor or university extension specialist to report resistance.

**DO NOT** alternate or tank mix GCS Tebustrobin SC with any fungicide to which resistance has already developed.

#### APPLICATION PROCEDURES

Thorough coverage is necessary to provide good disease control. Make up no more spray solution than is needed for application. Avoid spray overlap, as crop injury may occur. Check equipment calibration frequently.

**DO NOT** apply in a manner that will result in exposure to humans or animals.

#### Ground Application

Apply GCS Tebustrobin SC in sufficient water to ensure thorough coverage of foliage, blooms, and fruit. Thorough coverage is required for optimum disease control. For ground application to corn, refer to the **Restrictions for Use of Adjuvants or Crop Oil in Corn** section.

- For field crops (non-trees), apply in a minimum of 10 gallons of water per acre unless specified otherwise.
- For tree crops, apply in a minimum of 50 gallons of water per acre unless specified otherwise.
- Thorough coverage is necessary to provide good disease control.

#### Aerial Application\*

Unless otherwise specified on this label, use no less than 5 gallons of spray solution per acre. **DO NOT** apply when conditions favor drift from target area.

- Use only on crops where aerial applications are indicated.
- For field crops (non-trees), apply in a minimum spray volume of 5 gallons per acre unless specified otherwise.
- For tree crops, apply in a minimum of 10 gallons of water per acre unless specified otherwise.
- Thorough coverage is necessary to provide good disease control.

[\*Aerial application prohibited in New York State.]

#### Aerial Application to Barley[\*], Corn[\*], Soybeans[\*], and Wheat[\*]:

Aerial applications of GCS Tebustrobin SC may be made to barley, corn, soybeans, and wheat in water volumes of 2 or more gallons of spray solution per acre (GPA). The use of a crop oil or adjuvant may be used to improve spray coverage (for use of adjuvants or crop oil in corn, refer to **Restrictions for Use of Adjuvants or Crop Oil in Corn** section). Refer to the adjuvant product label for specific use directions and restrictions. For optimum results in cases of high disease pressure, use a minimum spray volume of 4 GPA. Select spray nozzles, pumping pressure, and sprayer height to provide medium-to-fine spray droplets that penetrate throughout the crop canopy. Spray calibration must be conducted to confirm spray droplet sizes. Continue to monitor spray application (including weather conditions) to assure proper droplet size and canopy penetration.

[\*Not for use in California.]

**Adjuvants:** For some uses on this label (see Directions for Use), a spray adjuvant including a non-ionic surfactant, crop oil concentrate, or blend may be added at the manufacturers' specified rates. Adjuvants that contain some form of silicone can contribute to phytotoxicity. When an adjuvant is used with this product, the use of an adjuvant that meets the standards of the Chemical Producers and Distributors Association (CPDA) adjuvant certification program is advised. For optimum disease control, tank mix GCS Tebustrobin SC with the lowest specified rate of a spray surfactant.

#### Application Through Irrigation Systems (Chemigation)

##### Dry Bulb Onion, Garlic, Great-Headed Garlic, and Shallot for white rot control only:

Apply GCS Tebustrobin SC through irrigation equipment only to Dry Bulb Onion, Garlic, Great-Headed (Elephant) Garlic, and Shallot for white rot control. Apply this product only through center pivot, lateral move, end tow, side (wheel) roll, traveler, big gun, solid set, or hand move; or drip (trickle) irrigation systems. **DO NOT** apply this product through any other type of irrigation system. Crop injury, lack of effectiveness, or illegal pesticide residues in the crop can result from non-uniform distribution of treated water. Contact Generic Crop Science, LLC, equipment manufacturers or other experts if you have questions regarding calibration. **DO NOT** connect an irrigation system (including greenhouse systems) used for pesticide application to a public water system unless the pesticide label-prescribed safety devices for public water systems are in place. A person knowledgeable of the chemigation system and responsible for its operation, or under the supervision of the responsible person, shall shut the system down and make necessary adjustments as needed.

Public water system means a system for the provision to the public of piped water for human consumption, if such system has at least 15 service connections or regularly serves an average of at least 25 individuals daily at least 60 days out of the year. Chemigation systems connected to public water systems must contain a functional, reduced-pressure zone, back flow preventer (RPZ) or the functional equivalent in the water supply line upstream from the point of pesticide introduction. As an option to the RPZ, the water from the public water system must be discharged into a reservoir tank prior to pesticide introduction. There shall be a complete physical break (air gap) between the flow outlet end of the fill pipe and the top or overflow rim of the reservoir tank of at least twice

the inside diameter of the fill pipe. The pesticide injection pipeline must contain a functional, automatic, quick-closing check valve to prevent the flow of fluid back toward the injection.

The system must contain a functional check valve, vacuum relief valve, and low pressure drain appropriately located on the irrigation pipeline to prevent water source contamination from back flow. The pesticide injection pipeline must contain a functional, automatic, quick-closing check valve to prevent the flow of fluid back toward the injection pump. The pesticide injection pipeline must also contain a functional, normally closed, solenoid-operated valve located on the intake side of the injection pump and connected to the system interlock to prevent fluid from being withdrawn from the supply tank when the irrigation system is either automatically or manually shut down. The system must contain functional interlocking controls to automatically shut off the pesticide injection pump when the water pump motor stops. The irrigation line or water pump must include a functional pressure switch which will stop the water pump motor when the water pressure decreases to the point where pesticide distribution is adversely affected. Systems must use a metering pump, for example, a positive displacement injection pump (e.g., diaphragm pump) effectively designed and constructed of materials that are compatible with pesticides and capable of being fitted with a system interlock. **DO NOT** apply when wind speed favors drift beyond the area intended for treatment.

Maintain continuous agitation in mix tank during mixing and application to assure a uniform suspension. Allow sufficient time for pesticide to be flushed through all lines and all nozzles before turning off irrigation water. Pesticide may be applied continuously for the duration of the water application.

**Drying Time:** GCS Tebustrobin SC is most effective when applied and allowed to dry 2 to 4 hours before a rainfall or irrigation.

**Crop Tolerance/Phytotoxicity:** GCS Tebustrobin SC may demonstrate some phytotoxic effects when mixed with products that are formulated as ECs. These effects are enhanced if applications are made under cool, cloudy conditions and these conditions remain for several days following application. In addition, adjuvants that contain some form of silicone can contribute to phytotoxicity. Under certain environmental conditions, tank mixes of GCS Tebustrobin SC plus herbicides and/or fertilizers may cause crop injury in barley, triticale and wheat.

**Efficacy:** Under certain conditions conducive to extended infection periods, use another registered fungicide for additional applications if the maximum amount of GCS Tebustrobin SC has been used. If resistant isolates to Group 3 or Group 11 fungicides are present, efficacy can be reduced. The use of shorter spray intervals or higher rates (if a rate range is permitted) may be required under conditions of heavy infection pressure, highly susceptible varieties, or when environmental conditions conducive to disease exist.

**Integrated Pest Management:** GCS Tebustrobin SC must be integrated into an overall disease and pest management strategy whenever the use of a fungicide is required. Cultural practices known to reduce disease development must be followed. Consult your local agricultural authorities for IPM strategies established for your area. GCS Tebustrobin SC may be used in State Agricultural Extension advisory (disease forecasting) programs which advise application timing based on environmental factors favorable for disease development.

#### SPRAY DRIFT MANAGEMENT

##### Aerial Applications:

- **DO NOT** release spray at a height greater than 10 ft. above the ground or crop canopy, unless a greater application height is necessary for pilot safety.
- Applicators are required to select nozzles that deliver medium to coarse spray droplets in accordance with ASABE Standard S-572.1.
- **DO NOT** apply when wind speeds exceed 15 mph at the application site. If the windspeed is greater than 10 mph, the boom length must be 65% or less of the wingspan for fixed wing aircraft and 75% or less of the rotor diameter for helicopters. Otherwise, the boom length must be 75% or less of the wingspan for fixed-wing aircraft and 90% or less of the rotor diameter for helicopters.
- Applicators must use ½ swath displacement upwind at the downwind edge of the field.
- **DO NOT** apply during temperature inversions.

##### Ground Boom Applications:

- User must only apply with the release height specified by the "Ground Boom Applications" manufacturer, but no more than 4 feet above the ground or crop canopy.
- Applicators are required to use a medium or coarser droplet size (ASABE S572.1).
- **DO NOT** apply when wind speeds exceed 15 mph at the application site.
- **DO NOT** apply during temperature inversions.

##### Airblast Applications:

- Sprays must be directed into the canopy.
- **DO NOT** apply when wind speeds exceed 15 mph at the application site.
- User must turn off outward pointing nozzles at row ends and when spraying outer rows.
- **DO NOT** apply during temperature inversions.

#### SPRAY DRIFT ADVISORIES

THE APPLICATOR IS RESPONSIBLE FOR AVOIDING OFF-SITE SPRAY DRIFT. BE AWARE OF NEARBY NON-TARGET SITES AND ENVIRONMENTAL CONDITIONS.

### Information on Droplet Size

An effective way to reduce spray drift is to apply large droplets. Use the largest droplets that provide target pest control. While applying larger droplets will reduce spray drift, the potential for drift will be greater if applications are made improperly or under unfavorable environmental conditions.

### Controlling Droplet Size – Ground Boom

- **Volume** - Increasing the spray volume so that larger droplets are produced will reduce spray drift. Use the highest practical spray volume for the application. If a greater spray volume is needed, consider using a nozzle with a higher flow rate.
- **Pressure** - Use the lowest spray pressure specified for the nozzle to produce the target spray volume and droplet size.
- **Spray Nozzle** - Use a spray nozzle that is designed for the intended application. Consider using nozzles designed to reduce drift.

### Controlling Droplet Size – Aircraft

- **Adjust Nozzles** - Follow nozzle manufacturers directions for setting up nozzles. To reduce fine droplets, nozzles must be oriented parallel with the airflow in flight.

### Boom Height – Ground Boom

For ground equipment, the boom must remain level with the crop and have minimal bounce.

### Release Height – Aircraft

Higher release heights increase the potential for spray drift.

### Shielded Sprayers

Shielding the boom or individual nozzles can reduce spray drift. Consider using shielded sprayers. Verify that the shields are not interfering with the uniform deposition of the spray on the target area.

### Temperature and Humidity

When making applications in hot and dry conditions, use larger droplets to reduce effects of evaporation.

### Temperature Inversions

Drift potential is high during a temperature inversion. Temperature inversions are characterized by increasing temperature with altitude and are common on nights with limited cloud cover and light to no wind. The presence of an inversion can be indicated by ground fog or by the movement of smoke from a ground source or an aircraft smoke generator. Smoke that layers and moves laterally in a concentrated cloud (under low wind conditions) indicates an inversion, while smoke that moves upward and rapidly dissipates indicates good vertical air mixing. Avoid applications during temperature inversions.

### Wind

Drift potential increases with wind speed. AVOID APPLICATIONS DURING GUSTY WIND CONDITIONS. Applicators need to be familiar with local wind patterns and terrain that could affect spray drift.

## MIXING AND APPLICATION METHODS

GCS Tebustrobin SC may be applied with all types of spray equipment commonly used for making ground and aerial applications. Proper adjustments and calibration of spraying equipment to give good canopy penetration and coverage is essential for good disease control.

### Spray Equipment

#### Nozzles

- Equip sprayers with nozzles that provide accurate and uniform application.
- Nozzles must be the same size and uniformly spaced across the boom.
- Calibrate sprayer before use.
- It is suggested that screens be used to protect the pump and to prevent nozzles from clogging.
- Screens placed on suction side of pump must be 16-mesh or coarser.
- **DO NOT** place a screen in the recirculation line.
- Use 50-mesh or coarser screens between the pump and the boom, and where required, at the nozzles.
- Check nozzle manufacturer's directions.

#### Pump

- Use a pump with capacity to:
  - Maintain 35-40 psi at nozzles.
  - Provide sufficient agitation in tank to keep mixture in suspension. Use a jet agitator or liquid sparge tube for agitation. **DO NOT** use air sparge.

For more information on spray equipment and calibration, consult sprayer manufacturer's and State directions. For specific local directions and spray schedules, consult the current State agricultural extension agent for guidance.

### GCS Tebustrobin SC Alone (No Tank Mix)

- GCS Tebustrobin SC is a suspension concentrate (SC) formulation.



- Prepare no more spray mixture than is required for the immediate operation.
- Thoroughly clean spray equipment before using this product.
- Agitate the spray solution before and during application.
- Rinse spray tank thoroughly with clean water after each day's use and dispose of pesticide rinsate by application to an already treated area.

#### Mixing Procedures

1. Add ½ - ¾ of the required amount of water to the spray or mixing tank.
2. With the agitator running, add GCS Tebustrobin SC to the tank.
3. Continue agitation while adding the remainder of the water.
4. Begin application of the spray solution after GCS Tebustrobin SC has completely dispersed into the mix water.
5. Maintain agitation until all of the mixture has been sprayed.

#### GCS Tebustrobin SC + Tank Mixtures:

GCS Tebustrobin SC is usually compatible with all tank-mix partners listed on this label. **DO NOT** combine GCS Tebustrobin SC in the spray tank with pesticides, surfactants, or fertilizers unless compatibility charts or your own prior use has shown that the combination is physically compatible, effective, and non-injurious to the crop under your conditions of use. To determine the physical compatibility of GCS Tebustrobin SC with other products, use a jar test. Using a quart jar, add the proportionate amounts of the products to 1 qt. of water. Add wettable powders and water dispersible granular products first, then liquid flowables (which include suspension concentrates), followed by emulsifiable concentrates and additives/adjuvants last. After thoroughly mixing, let stand for at least 5 minutes. If the combination remains mixed or can be remixed readily, it is physically compatible. Once compatibility has been proven, use the same procedure for adding required ingredients to the spray tank.

#### Mixing Procedures for Tank Mixes

1. Add ½ - ¾ of the required amount of water to the spray or mixing tank.
2. With the agitator running, add the tank-mix partner(s) into the tank in the same order as described above in the GCS Tebustrobin SC + Tank Mixtures section.
3. Allow the material to completely dissolve and disperse into the mix water.
4. Continue agitation while adding the remainder of the water and the GCS Tebustrobin SC to the spray tank. Allow GCS Tebustrobin SC to completely disperse.
5. Spray the mixture with the agitator running.

It is the pesticide user's responsibility to ensure that all products are registered for the intended use. Read and follow the applicable restrictions and limitations and directions for use on all product labels involved in tank mixing. Users must follow the most restrictive directions for use and precautionary statements of each product in the tank mixture.

**CONVERSION RATES TABLE FOR GCS TEBUSTROBIN SC**

FL. OZ./A	LB. AZOXYSTROBIN/A	LB. TEBUCONAZOLE/A
6.4	0.050	0.084
8.6	0.067	0.112
9.0	0.070	0.117
12.9	0.100	0.168
15.5	0.120	0.203
17.2	0.134	0.224
32.0	0.250	0.417

#### Crop Specific Use Directions

Crop	Diseases Controlled	Rate per Acre (fl. oz.)	Instructions
Barley[*]	Kernel blight[*] ( <i>Alternaria</i> spp.) Leaf rust, stem rust, & stripe rust ( <i>Puccinia</i> spp.) Suppression only of head blight ( <i>Fusarium</i> spp.)	6.4 - 8.6  [8.6 In California, use 8.6 rate only]	GCS Tebustrobin SC may be applied prior to disease development up to late head emergence (Feekes 10.5 or Zadok's 59). <b>DO NOT</b> apply after this stage.  Observe barley fields closely for early disease symptoms, particularly when susceptible varieties are planted and/or under prolonged conditions favorable for disease development.  <b>Rusts:</b> Apply GCS Tebustrobin SC at the earliest sign of rust pustules on foliage.  <b>Fusarium Head Blight:</b> Optimal timing for GCS Tebustrobin SC for <i>Fusarium</i> head blight suppression is when main stem heads have fully emerged (Feekes 10.5) on 50% of the plants.
For optimum disease control, sufficient coverage is very important. To maximize coverage it may be necessary to tank mix GCS			

Tebustrobin SC with a spray adjuvant, including non-ionic surfactant, crop oil concentrate, or blend at the manufacturer's specified rates. Adjuvants that contain some form of silicone can contribute to phytotoxicity.

**Restrictions:**

- **DO NOT** apply more than 1 application per acre per year.
- **DO NOT** apply to barley after Feekees growth stage 10.5.
- **DO NOT** apply more than 8.6 fl. oz./A/year of GCS Tebustrobin SC.
- **DO NOT** apply more than 0.1125 lb. a.i. Tebuconazole-containing products/A/year.
- **DO NOT** apply more than 0.40 lb. a.i. Azoxystrobin-containing products/A/year.
- **DO NOT** apply within 30 days of harvest (30-day PHI).
- Restricted entry interval (REI) = 12 hours

[\*Not for use in California.]

Crop	Diseases Controlled	Rate per Acre (fl. oz.)	Instructions
<b>Bulb Vegetables (Dry Bulb Subgroup):</b> Garlic, bulb; garlic, great-headed (elephant bulb); onion bulb; shallot bulb	Botrytis leaf blight[*] ( <i>Botrytis squamosa</i> )	12.9	Begin applications when conditions favor disease development and continue on a 10- to 14-day interval. Use the higher specified rate and shorter interval when disease conditions are severe. Apply GCS Tebustrobin SC in a minimum of 15 gallons of spray solution per acre by ground, or in a minimum of 5 gallons of spray solution per acre by air.  <b>White Rot:</b> Make one application at 32 fl. oz. per acre applied in a 4 to 6 inch band over/into each furrow at the time of planting. Apply the entire per acre rate in the 4 to 6 inch band.  May be applied by chemigation to control white rot. Additional control may be obtained by including two foliar applications at 8.6 to 12.9 fl. oz./A.
	Downy mildew[*] ( <i>Peronospora destructor</i> )	8.6 - 12.9	
	Cladosporium leaf blotch ( <i>Cladosporium allii</i> )		
	Purple blotch ( <i>Alternaria porri</i> ) Rust ( <i>Puccinia allii</i> )	32	
	White rot[*] ( <i>Sclerotium cepivorum</i> )		

For optimum disease control, tank mix GCS Tebustrobin SC with the lowest specified rate of a spray adjuvant including a non-ionic surfactant, crop oil concentrate, or blend at the manufacturers' specified rates. Adjuvants that contain some form of silicone can contribute to phytotoxicity. For best results, sufficient coverage is very important.

**Restrictions:**

- **DO NOT** apply more than 70 fl. oz./A/ year of GCS Tebustrobin SC per crop if an in-furrow treatment is made (0.914 lb. a.i. Tebuconazole; 0.55 lb. a.i. Azoxystrobin).
- **DO NOT** apply more than 5 applications per year at the high rate (12.9 fl. oz./A) or 8 applications per year at the low rate (8.6 fl. oz./A).
- If GCS Tebustrobin SC is not applied as an in-furrow treatment then **DO NOT** apply more than 25.9 fl. oz./A/year (0.3375 lb. a.i. Tebuconazole; 0.2 lb. a.i. Azoxystrobin).
- **DO NOT** apply more than 0.914 lb. a.i. Tebuconazole-containing products/A/ year.
- **DO NOT** apply more than 1.5 lbs. a.i. Azoxystrobin-containing products/A/ year.
- **DO NOT** apply within 7 days of harvest (7-day PHI).
- The minimum interval between applications is 10 days.
- Restricted-entry interval (REI) = 12 hours

[\*Not for use in California.]

Crop	Diseases Controlled	Rate per Acre (fl. oz.)	Instructions
<b>Bulb Vegetables (Green Subgroup):</b> Leek; Onion, green; Onion, Welsh (Japanese bunching onion); Shallot, fresh (eschalot)	Purple blotch ( <i>Alternaria porri</i> ) Rust ( <i>Puccinia allii</i> ) White rot ( <i>Sclerotium cepivorum</i> ) Suppression	8.6 - 12.9	Begin applications when conditions favor disease development and continue on a 10- to 14-day interval. Use the higher specified rate and shorter interval when disease conditions are severe.  Apply GCS Tebustrobin SC in a minimum of 15 gallons of spray solution per acre by ground, or in a minimum of 5 gallons of spray solution per acre by air.
	Botrytis leaf blight[*] ( <i>Botrytis squamosa</i> ) Downy mildew[*] ( <i>Peronospora destructor</i> ) Cladosporium leaf blotch[*] ( <i>Cladosporium allii</i> )	12.9	

For optimum disease control, tank mix GCS Tebustrobin SC with the lowest specified rate of a spray adjuvant including a non-ionic surfactant, crop oil concentrate, or blend at the manufacturers' specified rates. Adjuvants that contain some form of silicone can contribute to phytotoxicity. For best results, sufficient coverage is very important.

**Restrictions:**

- **DO NOT** apply more than 51.7 fl. oz./A/year of GCS Tebustrobin SC per crop.
- **DO NOT** apply more than 0.675 lb. a.i. Tebuconazole-containing products/A/year.
- **DO NOT** apply more than 1.5 lbs. a.i. Azoxystrobin-containing products/A/year.

- **DO NOT** apply more than 4 applications per year at the high rate (12.9 fl. oz./A) or 6 applications per year at the low rate (8.6 fl. oz./A).
- **DO NOT** apply within 7 days of harvest (7-day PHI).
- The minimum interval between applications is 10 days.
- Restricted-entry interval (REI) = 12 hours

[\*Not for use in California.]

Crop	Diseases Controlled	Rate per Acre (fl. oz.)	Instructions
<b>Corn</b> [*][**] Field, Popcorn; Seed; Sweet Corn	Northern corn leaf blight[*] <i>(Setosphaeria turcica)</i> Northern corn leaf spot[*] <i>(Cochliobolus carbonum)</i> Southern corn leaf blight[*] <i>(Cochliobolus heterostrophus)</i> Also known as: Helminthosporium leaf blights <i>(Helminthosporium maydis,</i> <i>H. turcicum, and H. carbonum)</i> Anthracnose leaf blight <i>(Colletotrichum graminicola)</i> Eye spot[*] <i>(Aureobasidium zeae-maydis)</i> Gray leaf spot <i>(Cercospora zeae-maydis)</i> Physoderma brown spot[*] <i>(Physoderma maydis)</i> Rusts <i>(Puccinia spp.)</i>	9 - 12.9	Apply GCS Tebustrobin SC in a protective spray schedule or when weather conditions are favorable for disease development.  Use a higher water volume for aerial application if equipment and/or conditions will not provide good coverage.  <b>Gray Leaf Spot:</b> Apply GCS Tebustrobin SC at the onset of disease. A second application may be made 14 days later if disease pressure persists.  <b>All Other Listed Diseases:</b> Repeat applications at 7- to 14-day intervals, if necessary to maintain control. Use the shorter reapplication interval under heavy disease pressure.  <b>Restrictions for Use of Adjuvants or Crop Oil in Corn:</b> A compatibility agent, another fungicide, or an insecticide may be included in the tank mix, if needed, and labeled for use on corn. Refer to the adjuvant and other tank mix pesticide product labels for specific use directions and restrictions.  Always follow the most restrictive label.  Consult a Generic Crop Science, LLC representative or local agricultural authority for more information concerning additives.

For best results, tank mix GCS Tebustrobin SC with the lowest labeled rate of a spray adjuvant including a non-ionic surfactant, crop oil concentrate, or blend at the manufacturer’s specified rates to obtain sufficient coverage. Adjuvants that contain some form of silicone can contribute to phytotoxicity.

**Restrictions:**

- **DO NOT** apply more than 51.7 fl. oz./A/year of GCS Tebustrobin SC per crop.
- **DO NOT** apply more than 0.675 lb. a.i. Tebuconazole-containing products/A/year.
- **DO NOT** apply more than 2.0 lbs. a.i. Azoxystrobin-containing products/A/year.
- **DO NOT** apply within 21 days of harvest (21-day PHI) for forage and 36 days of harvest (36-days) for grain or fodder.
- For sweet corn, **DO NOT** apply within 7 days of harvest (7-day PHI) for ears or forage and 49 days before the harvest of fodder.
- Excluding sweet corn, restricted-entry interval (REI) = 12 hours
- For sweet corn, restricted-entry interval (REI) = 19 days
- **DO NOT** apply more than 4 applications per year at the high rate (12.9 fl. oz./A) or 5 applications per year at the low rate (9.0 fl. oz./A).
- **DO NOT** use adjuvants or crop oil after the V8 stage and prior to the VT stage (VT stage is defined as when the last branch of the tassel is completely visible outside of the whorl).
- The minimum interval between applications for Gray Leaf Spot is 14 days.
- The minimum interval between applications for all Other Listed diseases is 7 days.

[\*Not for use on corn in the State of New York.]

[\*\*Not for use in California.]

Crop	Diseases Controlled	Rate per Acre (fl. oz.)	Instructions
<b>Grapes</b>	Powdery mildew <i>(Unicula necator)</i> Black rot <i>(Guignardia bidwellii)</i>  <b>Suppression Only:</b> Botrytis bunch rot <i>(Botrytis cinerea)</i> Downy mildew[*] <i>(Plasmopara viticola)</i> Phomopsis cane and Leaf spot[*] <i>(Phomopsis viticola)</i>	8.6	<b>Powdery Mildew:</b> Apply GCS Tebustrobin SC on a preventative spray schedule. Make the first application of GCS Tebustrobin SC before bloom and continue applications using spray intervals of up to 21 days in low to moderate disease pressure. Use a 14-day schedule when disease pressure is severe.  <b>Black Rot:</b> Apply in a preventative spray schedule making the first application at 1 to 3 inches of new shoot growth and continue at 7- to 14-day intervals through 5 Brix stage or until veraison (berry coloring) is complete. Apply at 1-inch new shoot growth and at 7- to 10-day intervals on highly susceptible varieties or under severe disease conditions. <b>Post-Infection Schedule:</b> A post-infection schedule may be

			<p>followed from 1-inch new shoot growth through 5 Brix stage. Apply within 72 hours after the beginning of an infection period. GCS Tebustrobin SC applications must not be closer than 7 days apart. Continue GCS Tebustrobin SC applications using the preventive schedule if the post-infection schedule is discontinued.</p> <p><b>Botrytis, Downy Mildew, and Leaf Spot:</b> GCS Tebustrobin SC applied in a powdery mildew spray schedule, will enhance the activity of registered fungicides used for control of these diseases. Applications must be made on a 14-day schedule for suppression.</p>
--	--	--	--

For best results, sufficient coverage of vines and fruit is very important. Increase volume as vine growth increases. For optimum disease control, tank mix GCS Tebustrobin SC with the lowest specified rate of a spray adjuvant including a non-ionic surfactant, crop oil concentrate, or blend at the manufacturer’s specified rates. Adjuvants that contain some form of silicone can contribute to phytotoxicity.

**Restrictions:**

- **DO NOT** apply more than 68.8 fl. oz./A/year of GCS Tebustrobin SC per crop year.
- **DO NOT** apply more than 0.90 lb. a.i. Tebuconazole-containing products/A/year.
- **DO NOT** apply more than 1.5 lbs. a.i. Azoxystrobin-containing products/A/year.
- The minimum interval between applications is 7 days.
- **DO NOT** apply within 14 days of harvest (14-day PHI).
- Restricted-entry interval (REI) = 12 hours
- **DO NOT** apply more than 8 applications per year.

[\*Not for use in California.]

Crop	Diseases Controlled	Rate per Acre (fl. oz.)	Instructions
<b>Grass (Grown For Seed)</b>	Powdery mildew ( <i>Erysiphe polygoni</i> ) Rusts ( <i>Puccinia</i> spp.)	8.6 - 17.2	<p>Apply GCS Tebustrobin SC when powdery mildew infections first appear on the leaves. <i>Seleophoma</i> infections, and/or rust pustules are noticeable and increasing in number in late spring or early summer. To maximize control of severe rust pressure, apply 17 fl. oz./A (except bluegrass apply 9 fl. oz./A) and make applications at 14-day intervals until the seed is mature. For bluegrass, it is important to begin application early in the growing season.</p> <p>Apply GCS Tebustrobin SC in a minimum of 20 gal. of water per acre for ground or in a minimum of 10 gal. of water per acre for aerial.</p>
	Ergot stem diseases[*]	12.8 - 17.2	<p>Apply GCS Tebustrobin SC prior to disease development and continue throughout the season on a 10- to 14-day schedule.</p> <p>Apply GCS Tebustrobin SC in a minimum of 20 gal. of water per acre for ground or in a minimum of 10 gal. of water per acre for aerial.</p>

For optimum benefit, tank-mix GCS Tebustrobin SC with the lowest label rate of a spray adjuvant including a non-ionic surfactant, crop oil concentrate, or blend at the manufacturer’s specified rates. Adjuvants that contain some form of silicone can contribute to phytotoxicity.

**Restrictions:**

- **DO NOT** apply more than 34.4 fl. oz./A/year of GCS Tebustrobin SC.
- **DO NOT** apply more than 0.45 lb. a.i. Tebuconazole-containing products/A/year.
- **DO NOT** apply more than 0.8 lb. a.i. Azoxystrobin-containing products/A/year.
- **DO NOT** apply more than 2 applications per year at the high rate (17.2 fl. oz./A) or 4 applications per year at the low rate (8.6 fl. oz./A). When applying at 12.8 fl. oz./A, **DO NOT** apply more than 2 applications per year.
- **DO NOT** apply within 8 days of harvest (8-day PHI) of seed.
- Regrowth may be grazed starting 17 days after the last application.
- **DO NOT** feed treated straw, seed, or screenings to livestock.
- **DO NOT** feed forage or cut green crop to livestock.
- The minimum interval between applications for Powdery Mildew and Rusts is 14 days.
- The minimum interval between applications for Ergot Stem disease is 10 days.
- Restricted-entry interval (REI) for grasses grown for seed = 12 hours

[\*Not for use in California.]

Crop	Diseases Controlled	Rate per Acre (fl. oz.)	Instructions
<b>Peanuts[*]</b>	<b>Foliar Diseases[*]</b> Early leaf spot ( <i>Cercospora</i> )	15.5	Apply GCS Tebustrobin SC in a preventive program beginning 35 to 40 days after planting or at the first appearance of

	<p><i>arachidicola</i>) Late leaf spot (<i>Cercosporidium personatum</i>) Rust (<i>Puccinia arachidis</i>) Pepper spot (<i>Leptosphaerulina</i> spp.) Web blotch (<i>Phoma arachidicola</i>)</p>		<p>disease. Continue applications on a 14-day schedule. GCS Tebustrobin SC also may be used in State Agricultural Extension advisory (disease forecasting) programs which advise application timing based on environmental factors favorable for disease development.</p>
	<p><b>Soil-Borne Diseases[*]</b> Rhizoctonia limb rot Rhizoctonia pod rot (<i>R. solani</i>) (Virginia and North Carolina only) Southern stem and Pod rot (White mold, Southern blight, Southern stem rot) (<i>Sclerotium rolfsii</i>)  Suppression Only: Cylindrocladium black rot (<i>C. crotalariae</i>) Pythium pod rot (<i>P. myriotylum</i>)</p>	<p>15.5</p>	<p>Apply GCS Tebustrobin SC at approximately 60 and 90 days after planting as a foliar application. This application regime may be applied earlier in the season if environmental conditions favor disease development. This application will provide protection against soil-borne diseases and will also provide control of the foliar diseases listed for a 10- to 14-day period after each spray.  Additional applications of other fungicides on a leaf spot application schedule will be required to provide season-long disease control of the leaf spot diseases.</p>

When applying GCS Tebustrobin SC as a directed ground application, additional methods must be employed for leaf spot control. GCS Tebustrobin SC must be carried by rainfall or irrigation into the root and pod zone for control of root and pod rots caused by *Sclerotium rolfsii* and *Rhizoctonia solani*. Drought conditions will decrease the effectiveness of GCS Tebustrobin SC against root and pod rots.

For optimum control of foliar diseases, apply GCS Tebustrobin SC with the lowest label rate of a spray adjuvant including a non-ionic surfactant, crop oil concentrate, or blend at the manufacturer’s specified rates. Adjuvants that contain some form of silicone can contribute to phytotoxicity.

**Restrictions:**

- **DO NOT** apply more than 62 fl. oz./A of GCS Tebustrobin SC per year.
- **DO NOT** apply more than 0.81 lb. a.i. Tebuconazole-containing products/A/year.
- **DO NOT** apply more than 0.80 lb. a.i. Azoxystrobin-containing products/A/year.
- **DO NOT** apply more than 4 applications per year.
- **DO NOT** apply within 14 days of harvest (14-day PHI).
- **DO NOT** feed hay or threshings or allow livestock to graze in treated areas.
- The minimum interval between applications for Foliar disease is 14 days.
- The minimum interval between applications for Soil-Borne disease is 10 days.
- Restricted-entry interval (REI) = 12 hours

[\*Not for use in California.]

Crop	Diseases Controlled	Rate per Acre (fl. oz.)	Instructions
<p><b>Pecans[*]</b></p>	<p>Anthraco-nose[*] (<i>Glomerella cingulata</i>) Downy spot (<i>Mycosphaerella caryigena</i>) Liver spot (<i>Gnomonia caryae</i> pv <i>pecanae</i>) Pecan scab (<i>Cladosporium caryigenum</i>) Vein spot (<i>Gnomonia nerviseda</i>) Zonate leaf spot (<i>Cristulariella moricola</i>) Brown leaf spot (<i>Sirosporium diffusum</i>)</p>	<p>8.6 - 17.2</p>	<p>Apply GCS Tebustrobin SC in a preventive spray schedule beginning at early bud break (young leaves unfolding) and continue applications at 10- to 14- day intervals through the pollination period. Apply the highest specified rate to varieties that are highly susceptible to the indicated diseases, or when severe disease conditions exist.  <b>Other Foliar Diseases:</b> GCS Tebustrobin SC may be applied for control of mid to late season foliar diseases with other pecan products labeled for these diseases. Observe all directions, precautions, and limitations for the other products.</p>

For optimum disease control, tank mix GCS Tebustrobin SC with the lowest specified rate of a spray adjuvant including a non-ionic surfactant, crop oil concentrate, or blend at the manufacturer’s specified rates. Adjuvants that contain some form of silicone can contribute to phytotoxicity.

**Restrictions:**

- **DO NOT** apply more than 69.0 fl. oz./A of GCS Tebustrobin SC per year.
- **DO NOT** graze livestock in treated areas or cut treated cover crops for feed.
- **DO NOT** apply more than 0.9 lb. a.i. Tebuconazole-containing products/A/year.
- **DO NOT** apply more than 1.2 lbs. a.i. Azoxystrobin-containing products/A/year.

- **DO NOT** apply more than 4 applications per year at the high rate (17.2 fl. oz./A) or 8 applications per year at the low rate (8.6 fl. oz./A).
- **DO NOT** apply after shuck split or within 45 days of harvest (45-day PHI), whichever is first.
- The minimum interval between applications is 10 days.
- Restricted-entry interval (REI) = 12 hours

[\*Not for use in California.]

Crop	Diseases Controlled	Rate per Acre (fl. oz.)	Instructions
Soybeans[*][**]	Aerial web blight[**] ( <i>Rhizoctonia solani</i> ) Alternaria leaf spot[**] ( <i>Alternaria</i> spp.) Anthracnose[**] ( <i>Colletotrichum truncatum</i> ) Brown spot[**] ( <i>Septoria glycines</i> ) Cercospora blight and Leaf spot[**] ( <i>Cercospora kikuchii</i> ) Frogeye leaf spot[**] ( <i>Cercospora sojina</i> ) Pod and Stem blight[*] ( <i>Diaporthe</i> spp.) Soybean rust ( <i>Phakopsora pachyrhizi</i> ) Powdery mildew ( <i>Microsphaera diffusa</i> )	8.6	Apply GCS Tebustrobin SC as a preventive spray prior to disease development. Repeat applications on a 10- to 14-day spray interval if environmental conditions are favorable for continued disease development. Use the shorter reapplication interval under heavy disease pressure.  Contact Generic Crop Science, LLC for local economic thresholds and timings for specific diseases in your area.  For best results, sufficient coverage is very important. Use a higher water volume for aerial application if equipment and/or conditions will not provide for good coverage.

Tank mix GCS Tebustrobin SC with the lowest labeled rate of a spray adjuvant including a non-ionic surfactant, crop oil concentrate, or blend at the manufacturer's specified rates. Adjuvants that contain some form of silicone can contribute to phytotoxicity.

**Restrictions:**

- **DO NOT** apply more than 25.9 fl. oz./A of GCS Tebustrobin SC per crop.
- **DO NOT** apply more than 0.34 lb. a.i. Tebuconazole-containing products/A/year.
- **DO NOT** apply more than 1.5 lbs. a.i. Azoxystrobin-containing products/A/year.
- **DO NOT** apply after within 21 days of harvest (21-day PHI).
- **DO NOT** apply more than 3 applications/A/year.
- The minimum interval between applications is 10 days.
- Restricted-entry interval (REI) = 12 hours

[\*Not for use on soybeans in the state of New York.]

[\*\*Not for use in California.]

Crop	Diseases Controlled	Rate per Acre (fl. oz.)	Instructions
<b>Stone Fruits:</b> Cherry (sweet & tart), Nectarine and Peach	Brown rot (blossom blight, fruit rot) ( <i>Monilinia</i> spp.) Cherry leaf spot ( <i>Blumeriella jaapii</i> ) Cherry powdery mildew ( <i>Podosphaera clandestina</i> , <i>Sphaerotheca pannosa</i> )	8.6 - 17.2**	<b>Blossom Blight:</b> Apply GCS Tebustrobin SC at white bud on cherry or pink bud on peach and nectarine. Apply again at 50% bloom and at petal fall if conditions continue to be favorable for disease development.  <b>Fruit Rot:</b> Begin applications two to three weeks before harvest and continue at 7-day intervals through the day of harvest. The blossom and fruit stages must be protected for optimum control of brown rot. If GCS Tebustrobin SC is applied during only one of these stages, another registered fungicide must be applied to the other stage to provide optimum protection.  Additional cover sprays during the early post-bloom period are also important for preventing quiescent fruit infections in sweet cherry and peach.  <b>Leaf Spot:</b> Begin application at petal-fall or when first leaves unfold and continue applications at 7- to 14-day intervals. Applications may be made at 7-day intervals early in the growing season when terminal growth is rapid and/or under severe disease conditions. A post-harvest application may be made to maintain control and reduce overwintering inoculum.  <b>Powdery Mildew:</b> Follow leaf spot schedule until terminal

			growth ceases.
	Scab[*] ( <i>Cladosporium carpophilum</i> ) Alternaria spot and fruit rot[*] ( <i>Alternaria alternata</i> ) Anthracnose[*] ( <i>Colletotrichum prunicola</i> , <i>C. gloeosporioides</i> ) Shot hole[*] ( <i>Wilsonomyces carpophilus</i> )	17.2	<b>Scab:</b> Begin applications at petal fall and continue at 7- to 14-day intervals.  <b>All Other Diseases:</b> Begin application at the onset of disease as a protectant fungicide and continue on a 7- to 14-day schedule. Add 0.065 to 0.1138 lb. Azoxystrobin/A based fungicide as a tank-mix partner.
	<b>Peach Only:</b> Rust ( <i>Tranzschelia discolor</i> )	10.75 - 17.2	Begin applications after canker emergence and continue applications at 14-day intervals under severe disease conditions.

**Restrictions:**

- **DO NOT** apply more than 103 fl. oz./A/year of GCS Tebustrobin SC.
- **DO NOT** apply more than 1.34 lbs. a.i. Tebuconazole-containing products/A/year.
- **DO NOT** apply more than 1.5 lbs. a.i. Azoxystrobin-containing products/A/year.
- **DO NOT** apply more than 6 applications per year at the high rate (17.2 fl. oz./A) or 12 applications per year at the low rate (8.6 fl. oz./A). When applying at 10.75 fl. oz./A, **DO NOT** apply more than 9 applications per year.
- GCS Tebustrobin SC may be applied up to and including the day of harvest (0-day PHI).
- The minimum interval between applications is 7 days.
- Restricted-entry interval (REI) = 12 hours

[\*Not for use in California.]

\*\*The amount of GCS Tebustrobin SC required per acre will depend on tree size and volume of foliage present. The rate per acre is based on a standard of 400 gallons of dilute spray solution per acre for large trees. For smaller trees, multiply 4.3 fl. oz. times the number of 100 gallons of spray solution required to thoroughly wet to the point of runoff one acre of the trees being treated for concentrate sprays, apply the same amount of product per acre as would be applied in a dilute spray based on tree size and foliage volume, but not less than 8.5 fl. oz. of GCS Tebustrobin SC per acre. Apply the highest specified rate of GCS Tebustrobin SC when severe disease conditions exist. Stone fruit diseases are more effectively controlled by ground application, using sufficient water volume to provide thorough and uniform coverage. Aerial application (minimum of 15 gal./A) may be used if necessary but disease control may be reduced.

Crop	Diseases Controlled	Rate per Acre (fl. oz.)	Instructions
<b>Tree Nuts Crop Group 14:</b> Beechnut Brazil Nut Butternut Cashew Chestnut Chinquapin Hickory Nut Macadamia Nut Walnut[*]  (For Almond, Filbert, and Pistachio, see separate specific use direction sections.)	Brown rot blossom blight ( <i>Monilinia laxa</i> , <i>M. fructicola</i> ) Botryosphaeria panicle and shoot blight ( <i>Botryosphaeria dothidea</i> ) Eastern filbert blight ( <i>Anisogramma anomala</i> )	17.2	Begin applications when conditions are favorable for disease but before infection. Apply on a 7- to 14-day spray schedule.

**Restrictions:**

- **DO NOT** apply more than 68.8 fl. oz./A/crop year of GCS Tebustrobin SC.
- **DO NOT** apply more than 0.90 lb. a.i. Tebuconazole-containing products/A/year.
- **DO NOT** apply more than 1.2 lbs. a.i. Azoxystrobin-containing products/A/year.
- **DO NOT** apply more than 4 applications per year.
- The minimum interval between applications is 7 days.
- **DO NOT** apply within 45 days of harvest (45-day PHI).
- **DO NOT** cut cover crops in treated areas for feed or allow livestock to graze treated areas.
- Restricted-entry interval (REI) = 12 hours

[\*Not for use in California.]

Crop	Diseases Controlled	Rate per Acre (fl. oz.)	Instructions
<b>Almond</b>	Brown rot blossom blight ( <i>Monilinia laxa</i> , <i>M. fructicola</i> )	17.2	Begin application at pink bud. If the bloom period is extended and/or severe disease conditions exist, make a second application at full bloom. If conditions remain favorable for disease, make another application at petal fall.  Apply GCS Tebustrobin SC in a minimum spray volume of 15 gallons per acre by air or 50 gallons per acre by ground.

			Reduce the application interval for varieties that are highly susceptible to the indicated diseases or when severe disease conditions exist. The use of ground application after petal fall is preferred because of difficulty in penetrating the canopy and obtaining thorough coverage of the foliage and fruit by air.
--	--	--	---

**Restrictions:**

- **DO NOT** apply more than 68.8 fl. oz./A/crop year of GCS Tebustrobin SC.
- **DO NOT** apply more than 0.90 lb. a.i. Tebuconazole-containing products/A/year.
- **DO NOT** apply more than 1.2 lbs. a.i. Azoxystrobin-containing products/A/year.
- **DO NOT** apply more than 4 applications per year.
- The minimum interval between applications is 7 days.
- **DO NOT** apply within 35 days of harvest (35-day PHI).
- **DO NOT** cut cover crops in treated areas for feed or allow livestock to graze treated areas.
- Restricted-entry interval (REI) = 12 hours

Crop	Diseases Controlled	Rate per Acre (fl. oz.)	Instructions
Pistachio[*]	Botryosphaeria panicle and shoot blight ( <i>Botryosphaeria dothidea</i> )	17.2	<p>Begin application at 25 to 50% bloom and repeat again 10 to 14 days later to protect young flower clusters and fruit. Make two additional applications of GCS Tebustrobin SC 14 days apart beginning 49 days before harvest.</p> <p>Apply GCS Tebustrobin SC in a minimum spray volume of 15 gallons per acre by air or 50 gallons per acre by ground. Reduce the application interval for varieties that are highly susceptible to the indicated diseases or when severe disease conditions exist. The use of ground application after flowering is preferred because of difficulty in penetrating the canopy and obtaining thorough coverage of the foliage and fruit by air.</p> <p>Control of insect vectors and a thorough pruning to remove plant tissue infected by <i>Botryosphaeria</i> are critical for optimum control of this disease.</p>

**Restrictions:**

- **DO NOT** apply more than 68.8 fl. oz./A/crop year of GCS Tebustrobin SC.
- **DO NOT** apply more than 0.90 lb. a.i. Tebuconazole-containing products/A/year.
- **DO NOT** apply more than 1.2 lbs. a.i. Azoxystrobin-containing products/A/year.
- **DO NOT** apply more than 4 applications per year.
- The minimum interval between applications is 7 days.
- **DO NOT** apply within 35 days of harvest (35-day PHI).
- **DO NOT** cut cover crops in treated areas for feed or allow livestock to graze treated areas.
- Restricted-entry interval (REI) = 12 hours

[\*Not for use in California.]

Crop	Diseases Controlled	Rate per Acre (fl. oz.)	Instructions
Filbert (Hazelnut)[*]	Eastern filbert blight ( <i>Anisogramma anomala</i> )	17.2	<p>Apply GCS Tebustrobin SC in a preventative spray schedule when conditions are favorable for disease (for example, budbreak when the first green tissue is viable). Continue applications of GCS Tebustrobin SC at 7- to 14-day intervals if weather conditions are conducive to disease development. Use shorter spray intervals during budbreak and rapid shoot elongation.</p> <p>The expanding shoot tip must be protected. Reduce the application interval for varieties that are highly susceptible to the indicated disease or when severe disease conditions exist.</p> <p>Apply GCS Tebustrobin SC in sufficient spray volume for thorough coverage. Tank- mixing the lowest labeled rate of a spray surfactant with GCS Tebustrobin SC may improve spray coverage and penetration of the active ingredient into plant tissue. The use of ground application is preferred because of the difficulty in penetrating the canopy and obtaining thorough coverage of the foliage and stems by air.</p>

**Restrictions:**

- **DO NOT** apply more than 68.8 fl. oz./A/crop year of GCS Tebustrobin SC.
- **DO NOT** apply more than 0.90 lb. a.i. Tebuconazole-containing products/A/year.
- **DO NOT** apply more than 1.2 lbs. a.i. Azoxystrobin-containing products/A/year.
- **DO NOT** apply more than 4 applications per year.



- The minimum interval between applications is 7 days.
- **DO NOT** apply within 45 days of harvest (45-day PHI).
- **DO NOT** cut cover crops in treated areas for feed or allow livestock to graze treated areas.
- Restricted-entry interval (REI) = 12 hours

[\*Not for use in California.]

Crop	Diseases Controlled	Rate per Acre (fl. oz.)	Instructions
Wheat[*], Triticale[*]	Septoria leaf[*] ( <i>Septoria tritici</i> ) Glume blotch[*] ( <i>Stagonospora nodorum</i> ) Powdery mildew[*] ( <i>Blumeria</i> spp., <i>Erysiphe</i> spp.) Leaf rust, stem rust, stripe rust ( <i>Puccinia</i> spp.) Tan spot[*] ( <i>Pyrenophora tritici-repentis</i> ) <b>Suppression Only:</b> Head blight or Head scab ( <i>Fusarium</i> spp.)	[6.4 - 8.6]  [CA Only Use Rate: 8.6]	GCS Tebustrobin SC may be applied prior to disease development up to late head emergence (Feekes 10.5 or Zadok's 59).  <b>Rusts:</b> Apply GCS Tebustrobin SC at the earliest sign of rust pustules on foliage.  <b>Fusarium Head Blight:</b> Optimal timing for GCS Tebustrobin SC for <i>Fusarium</i> head blight suppression is the beginning of flowering on main stem heads (Feekes 10.5).

For optimum disease control, tank mix GCS Tebustrobin SC with the lowest specified rate of a spray adjuvant including a non-ionic surfactant, crop oil concentrate, or blend at the manufacturer's specified rates. Adjuvants that contain some form of silicone can contribute to phytotoxicity. For best results, sufficient coverage is very important.

**Restrictions:**

- **DO NOT** apply more than 1 application/A/year.
- **DO NOT** apply to wheat after Feekes growth stage 10.5.
- **DO NOT** apply after late head emergence to avoid possible illegal residues.
- **DO NOT** apply more than 8.6 fl. oz./A/year of GCS Tebustrobin SC.
- **DO NOT** apply more than 0.1125 lb. a.i. Tebuconazole-containing products/A/year.
- **DO NOT** apply more than 0.40 lb. a.i. Azoxystrobin-containing products/A/year.
- **DO NOT** apply within 30 days of harvest (30-day PHI).
- Restricted-entry interval (REI) = 12 hours

[\*Not for use in California.]

**ROTATIONAL CROPS**

Treated areas may be replanted with any crop specified on this label as soon as practical after last application. Any crop not specified on this label may be planted into treated areas 120 days after last application.

**STORAGE AND DISPOSAL**

**DO NOT** contaminate water, food or feed by storage or disposal.

**PESTICIDE STORAGE:**

Store in a tightly closed container in a cool, dry place. Store in original container and out of reach of children, preferably in a locked storage area.

**DO NOT** store above 100°F for extended periods of time. Storage below 20°F can result in formation of crystals. If product crystallizes, store at 50°F to 70°F and agitate to redissolve crystals. If container is damaged or spill occurs, use product immediately or dispose of product and damaged container as indicated below.

**PESTICIDE DISPOSAL:**

Pesticide spray mixture or rinsate that cannot be used must be disposed of in a landfill approved for pesticides. Improper disposal of excess pesticide spray mixture or rinsate is a violation of Federal law. If these wastes cannot be disposed of by the use according to label instructions, contact your State Pesticide or Environmental Control Agency or the Hazardous Waste representative at the nearest EPA Regional Office for guidance.

**CONTAINER HANDLING:**

**[For plastic containers ≤ 5 gallons: Nonrefillable Container: DO NOT** reuse or refill this container. Triple rinse container (or equivalent) promptly after emptying. Triple Rinse as follows: Empty the remaining contents into application equipment or a mix tank and drain for 10 seconds after the flow begins to drip. Fill the container ¼ full with water and recap. Shake for 10 seconds. Pour rinsate into application equipment or a mix tank or store rinsate for later use or disposal. Drain for 10 seconds after the flow begins to drip. Repeat this procedure two more times. Then offer for recycling if available or puncture and dispose of in a sanitary landfill, or by incineration.]

**[For plastic containers > 5 gallons: Nonrefillable container. DO NOT** reuse or refill this container. Triple rinse container (or equivalent) promptly after emptying. Triple Rinse as follows: Empty the remaining contents into application equipment or a mix tank. Fill the container ¼ full with water. Recap and tighten closures. Tip container on its side and roll it back and forth, ensuring at least one complete revolution, for 30 seconds. Stand the container on its end and tip it back and forth several times. Turn the container over onto its other end and tip it back and forth several times. Empty the rinsate into application equipment or a mix tank or store rinsate for later use or disposal. Repeat this procedure two more times. Then offer for recycling if available or

puncture and dispose of in a sanitary landfill, or by incineration.]

**CONDITION OF SALE AND LIMITATION OF WARRANTY AND LIABILITY**

**NOTICE:** Read the entire Directions for Use and Conditions of Sale and Limitation of Warranty and Liability before buying or using this product. If the terms are not acceptable, return the product at once, unopened, and the purchase price will be refunded.

The Directions for Use of this product must be followed carefully. It is impossible to eliminate all risks inherently associated with the use of this product. Ineffectiveness or other unintended consequences may result because of such factors as manner of use or application, weather, presence of other materials or other influencing factors in the use of the product, which are beyond the control of Generic Crop Science, LLC or Seller. To the extent consistent with applicable law, all such risks shall be assumed by Buyer and User, and Buyer and User agree to hold Generic Crop Science, LLC and Seller harmless for any claims relating to such factors.

Generic Crop Science, LLC warrants that this product conforms to the chemical description on the label and is reasonably fit for the purposes stated in the Directions for Use, subject to the inherent risks referred to above, when used in accordance with directions under normal use conditions. This warranty does not extend to the use of this product contrary to label instructions, or under abnormal conditions or under conditions not reasonably foreseeable to or beyond the control of Seller or Generic Crop Science, LLC, and Buyer and User assume the risk of any such use. TO THE EXTENT CONSISTENT WITH APPLICABLE LAW, GENERIC CROP SCIENCE, LLC MAKES NO WARRANTIES OF MERCHANTABILITY OR OF FITNESS FOR A PARTICULAR PURPOSE NOR ANY OTHER EXPRESS OR IMPLIED WARRANTY EXCEPT AS STATED ABOVE.

To the extent consistent with applicable law, neither Generic Crop Science, LLC nor Seller shall be liable for any incidental, consequential or special damages resulting from the use or handling of this product. TO THE EXTENT CONSISTENT WITH APPLICABLE LAW, THE EXCLUSIVE REMEDY OF THE USER OR BUYER, AND THE EXCLUSIVE LIABILITY OF GENERIC CROP SCIENCE, LLC AND SELLER FOR ANY AND ALL CLAIMS, LOSSES, INJURIES OR DAMAGES (INCLUDING CLAIMS BASED ON BREACH OF WARRANTY, CONTRACT, NEGLIGENCE, TORT, STRICT LIABILITY OR OTHERWISE) RESULTING FROM THE USE OR HANDLING OF THIS PRODUCT, SHALL BE THE RETURN OF THE PURCHASE PRICE OF THE PRODUCT OR, AT THE ELECTION OF GENERIC CROP SCIENCE, LLC OR SELLER, THE REPLACEMENT OF THE PRODUCT.

Generic Crop Science, LLC and Seller offer this product, and Buyer and User accept it, subject to the foregoing Conditions of Sale and Limitation of Warranty and Liability, which may not be modified except by written agreement signed by a duly authorized representative of Generic Crop Science, LLC.

[All trademarks are the property of their respective owners.]






[Farmers First is a trademark of Farmers Business Network, Inc.]





[The sprout logo, "FBN", and "Farmers Business Network" are registered service marks of Farmer's Business Network, Inc.]

[<BRAND>™ or ® is a trademark of <TRADEMARK HOLDER>.]

{Note to Reviewer: The mention of the product name throughout this Master Label may be updated/replaced with the term "This product" on the Market Label.}

{Optional graphics to be used on any panel of final market label:}

<p>[www.FBN.com][FBN.com]                  [Available at www.FBN.com]                  [844-200-FARM (3276)]                  [Farmers First]</p>		<p>{any color}</p>  <p>FARMERS BUSINESS NETWORK™</p>
		

 <p><b>FARMERS</b><sup>SM</sup> BUSINESS NETWORK</p>	 <p><b>FBN</b><sup>TM</sup></p>	 <p><b>FBN</b> <i>DIRECT</i><sup>TM</sup></p>
 <p>[ FUNGICIDE ] [Fungicide]</p>		