



OFFICE OF CHEMICAL SAFETY AND POLLUTION PREVENTION

WASHINGTON, D.C. 20460

May 22, 2025

Brian Hogan
Agent
KRK Consulting, LLC
Electronic Transmittal: brianhogan330@gmail.com

Subject: PRIA Label Amendment – Add New Efficacy Studies and Make Various Label Revisions
Product Name: FORCE OF NATURE ACTIVATOR CAPSULE
EPA Registration Number: 93040-1
Received Date: 3/7/2023
Action Case Number: 00439098

Dear Brian Hogan:

The amended label referred to above, submitted in connection with registration under the Federal Insecticide, Fungicide and Rodenticide Act, as amended, is acceptable. This approval does not affect any conditions that were previously imposed on this registration. You continue to be subject to existing conditions on your registration and any deadlines connected with them.

A stamped copy of your labeling is enclosed for your records. This labeling supersedes all previously accepted labeling. Pursuant to 40 CFR 156.10(a)(6), you must submit one copy of the final printed labeling before you release the product for shipment with the new labeling. In accordance with 40 CFR 152.130(c), you may distribute or sell this product under the previously approved labeling for 18 months from the date of this letter. After 18 months, you may only distribute or sell this product if it bears this new revised labeling or subsequently approved labeling. "To distribute or sell" is defined under FIFRA section 2(gg) and its implementing regulation at 40 CFR 152.3.

Should you wish to add/retain a reference to the company's website on your label, then please be aware that the website becomes labeling under FIFRA and is subject to review by the Agency. See FIFRA section 2(p)(2). If the website is false or misleading, the product would be misbranded and unlawful to sell or distribute under FIFRA section 12(a)(1)(E). 40 CFR 156.10(a)(5) lists examples of statements EPA may consider false or misleading. In addition,

regardless of whether a website is referenced on your product's label, claims made on the website may not substantially differ from those claims approved through the registration process, FIFRA section 12(a)(1)(B). Therefore, should the Agency find or if it is brought to our attention that a website contains false or misleading statements or claims substantially differing from the EPA approved registration, the website will be referred to the EPA's Office of Enforcement and Assurance.

Your release for shipment of the product constitutes acceptance of these conditions. If these conditions are not complied with, the registration will be subject to cancellation in accordance with FIFRA section 6. If you have any questions, please contact Jack Hall via email at hall.john.j@epa.gov.

Sincerely,

A handwritten signature in black ink, appearing to read 'DF', with a long horizontal stroke extending to the right.

Demson Fuller, Product Manager 32
Regulatory Management Branch I
Antimicrobials Division (7510P)
Office of Pesticide Programs

Enclosure

ACCEPTED

05/22/2025

Under the Federal Insecticide, Fungicide
and Rodenticide Act as amended, for the
pesticide registered under
EPA Reg. No. 93040-1

Force of Nature Activator Capsule

Alternate Brand Names

Force of Nature

Force of Nature Pro

For Use with Force of Nature Appliance

Active Ingredients

Sodium Chloride	20.9 %
Other Ingredients	79.1 %
Total Ingredients	100.0%

Generates 220 ppm Available Chlorine

KEEP OUT OF REACH OF CHILDREN

CAUTION

See Back Label for First Aid and Precautionary
Statements

EPA Reg. No. 93040-1

EPA Establishment # xxxxxx-xx-xxx

Manufactured by
HCI Cleaning Products LLC
PO Box 1145
Westford, MA 01886

For use only with Force of Nature Appliance. Always use a Force of Nature spray bottle to identify product in use.

Date of Production Use within 14 days of Production

Net Contents: 3.35 gm, x [5] [10] [15] [25] [30] [55] [80] [100] Capsules
[9.06 gm] x [10] [25] [30] [50] [60] [80] [100] [Capsules]

Optional Marketing Statements

For use with Force of Nature Appliance

For use with included Force of Nature Appliance

For use with the Force of Nature Appliance in this box

Optional Graphics



Force of Nature Activator Capsules

For Use with Force of Nature Appliance

DIRECTIONS FOR USE OF FORCE OF NATURE ACTIVATOR CAPSULE [TO GENERATE HYPOCHLOROUS ACID SOLUTION]

It is a violation of Federal Law to use this product in a manner inconsistent with its labeling.

Users must follow all directions for use that are listed in the Force of Nature Appliance User Guide.

Note: Force of Nature Activator Capsules are for single use.

The Force of Nature Appliance is designed to use electricity, potable tap water and Force of Nature Activator Capsule to create HOCl (hypochlorous acid) solution. This conversion is accomplished using a process called electrolysis that employs an electrolytic cell. Force of Nature Appliance makes solution on demand as initiated by the User.

1. Fill Force of Nature Activator Bottle to fill line with tap water (347 gm). Note: water should be less than 100 ppm hardness for optimum device longevity.
2. Add one Force of Nature Activator Capsule (3.35 gm) to Bottle. [Use only Force of Nature Activator Capsules when making Force of Nature Electrolyzed Water Solution]
3. Press "Start" button

[Alternative Operating Instructions for 64 oz size]

1. Fill Force of Nature Activator Bottle to desired Fill Line with tap water. (938 gm for 32 oz batch, 1877 gm for 64 oz batch) Note: water should be less than 100 ppm hardness for optimum device longevity.
2. Add one x 10 ml Force of Nature Pro Activator Capsule for 32 oz batch. Add two x 10 ml Force of Nature Pro Activator Capsules for 64 oz batch.
3. Press desired batch size "Start" button. Button 1 for a 32 oz batch. Button 2 for a 64 oz batch.

This process generates a Hypochlorous Acid solution of 220 ppm Available Chlorine.

Users must refer to the directions for use of Hypochlorous acid solution for hard, non-porous, surface disinfection.

PRECAUTIONARY STATEMENTS

Physical or Chemical Hazards:

Force of Nature Activator Capsule content is not compatible with other chemicals such as bleach or hydrogen peroxide, or any other cleaner or disinfectant. **DO NOT MIX** Force of Nature Activator Capsules or Hypochlorous Acid solution with any other product.

Hazards to Humans and Domestic Animals

CAUTION

Causes moderate eye irritation. Avoid contact with eyes. When handling the product, wear safety glasses or goggles if splashing is anticipated. Wash thoroughly with soap and water after handling and before eating, chewing gum, using tobacco or using the toilet.

FIRST AID

Call a poison control center or doctor for treatment advice. Have the product container or label with you when calling a poison control center, doctor or going for treatment. You may also contact the National Pesticide Information Center (NPIC) 1- 800- 858-7378 for emergency medical treatment

If in eyes	<ul style="list-style-type: none"><input type="checkbox"/> Hold eye open and rinse slowly and gently with water for 15 – 20 minutes<input type="checkbox"/> Remove contact lenses, if present, after the first 5 minutes, then continue rinsing eye.
-------------------	---

Hypochlorous Acid Solution
220 ppm Available Chlorine
Disinfectant for hard, non-porous surfaces Environmental and non-
critical care equipment surfaces
Kills bacteria
Cleans and Deodorizes
See Force of Nature User Guide for more information.

DIRECTIONS FOR USE OF HYPOCHLOROUS ACID SOLUTION

It is a violation of Federal Law to use this product in a manner inconsistent with its labeling

Cleaning Directions for Use

To clean hard, non-porous surfaces: Apply Force of Nature solution directly to sponge -or- cloth -or- rag -or- mop. Wipe surface completely. [Rinse] [Allow to air dry]

Disinfection of Hard, Non-Porous Surfaces using Force of Nature Output Solution Spray

To Clean, Disinfect and Deodorize Hard Non-Porous Surfaces: Pre-clean surface. Spray Force of Nature disinfecting solution from a distance of 6-8 inches onto surface until thoroughly wet. Wait 2 minutes and then wipe the surface with a clean cloth or towel. For Methicillin-resistant Staphylococcus aureus (MRSA) and/or Feline Calicivirus surrogate for Norovirus and/or Influenza A, wait 10 minutes before wiping surface with a clean cloth or towel. Surface must remain visibly wet for the duration of contact time.

Sanitization of Hard, Non-Porous Food Contact Surfaces using Force of Nature Output Solution Spray

To Clean and Sanitize Hard Non-Porous Food Contact Surfaces: Dilute [this product] [Force of Nature solution] 10% with water [10 parts Force of Nature Solution to 1 part water] to prepare a 200 ppm [FAC] [Available Chlorine] solution. May use chlorine test strips to [determine exact available chlorine concentration] [adjust to desired chlorine level]. Pre-clean surface. Spray Force of Nature solution from a distance of 6-8 inches onto surface until thoroughly wet. Allow surface to remain visibly wet for 1 minute. Wipe surface with clean cloth or towel or let air dry. No rinsing required.

General Information on Force of Nature Output Solution Spray

Output Solution[s] are effective for up to 14 days from production date. After 14 days discard and refill bottle with fresh solution. Always use a Force of Nature approved spray bottle and label to identify product in use.

Output Solution can be used immediately upon production, or stored for up to 14 days in cool area out of direct sunlight in a closed Force of Nature approved spray bottle.

Discard Output Solution if it becomes dirty or contaminated.

The Force of Nature Appliance is designed to use electricity, potable tap water and Force of Nature Activator Capsules to make an antimicrobial HOCl (hypochlorous acid) solution. This conversion is accomplished by using a process called electrolysis that employs the use of an electrolytic cell. Force of Nature Electrolyzed Water Device will make solution per demand and only require Consumer [User] input when making solution.

The Force of Nature Appliance Output Solution is designed for use on **hard non-porous surfaces** in:

- ☐ Commercial buildings and floors

- Daycares, Pre-Schools, Schools, universities, and other campus facilities.
- Hotel, motel, casino and other hospitality housekeeping, venues
- High-touch areas and surfaces including but not limited to door handles, door knobs, tabletops, countertops, television, television remotes, video game controllers, chairs, headboards, sinks, faucets etc.
- Homes, hospitals, dentist offices, assisted living facilities, long term care facilities, nursing homes, medical clinics, military facilities, medical offices, veterinary facilities, animal research facilities, cruise ships, farms, laboratories classrooms, food processing facilities, restaurants, hotels, motels, etc.

Note: This product is not to be used as a terminal sterilant / high level disinfectant on any surface or instrument that [1] is introduced directly into the human body, either into or in contact with the bloodstream of normally sterile areas of the body; or [2] contacts intact mucous membranes but which does not ordinarily penetrate the blood barrier or otherwise enters normally sterile areas of the body. This product may be used to pre-clean or decontaminate critical or semi-critical medical devices prior to sterilization or high level disinfection.

- Animal Premises. Animal grooming Facilities, Animal Housing Facilities, Animal Life Science Laboratories, and Kennels. Remove all animals and feed from area before use.

Pre-clean surface before applying solution. Spray solution from a distance of 6-8 inches onto hard, non-porous surfaces until thoroughly wet. Allow surface to remain visibly wet for the appropriate contact time. Wipe surface dry if desired after the appropriate contact time with a clean microfiber, cotton, disposable paper towel, sponge, cloth or other wipes. No rinsing necessary.

Pathogen	Strain	Contact Time
Organisms Supported for Disinfection		
Pseudomonas aeruginosa	ATCC 15442	2 min
Staphylococcus aureus	ATCC 6538	2 min
Salmonella enterica	ATCC 10708	2 min
Escherichia coli (E. coli)	ATCC 11229	2 min
Listeria monocytogenes	ATCC 19117	2 min
Methicillin-resistant Staphylococcus aureus (MRSA)	ATCC 33592	10 min
Feline Calicivirus surrogate for Norovirus	VR-782	10 min
Influenza A virus	VR-544	10 min
Organisms Supported for Sanitization		
Salmonella enterica subspecies enterica serovar Typhi	ATCC 6539	1 min

EMERGING VIRAL PATHOGENS

This product meets the criteria to make claims against certain emerging viral pathogens from the following viral category[ies]:

- ☐ Enveloped Viruses
- ☐ Large Non-Enveloped Viruses

For an emerging viral pathogen that is a/an...	... follow the direction for use for the following organisms on the label:
Enveloped virus	Feline Calicivirus surrogate for Norovirus ATCC VR-782
Large, non-enveloped virus	Feline Calicivirus surrogate for Norovirus ATCC VR-782

Force of Nature Activator Capsule has demonstrated effectiveness against viruses similar to **[name of emerging virus]** on hard, non-porous surfaces. Therefore, Force of Nature Activator Capsule can be used against **[name of emerging virus]** when used in accordance with the directions for use against Feline Calicivirus surrogate for Norovirus ATCC VR-782 on hard, non-porous surfaces. Refer to the **[CDC or OIE]** website at **[pathogen-specific website address]** for additional information.

OR

[Name of illness/outbreak] is caused by **[name of emerging virus]**. Force of Nature Activator Capsule kills similar viruses and therefore can be used against **[name of emerging virus]** when used in accordance with the directions for use against Feline Calicivirus surrogate for Norovirus ATCC VR-782 on hard, non-porous surfaces. Refer to the **[CDC or OIE]** website at **[website address]** for additional information.

Optional text indicated in [brackets]

GENERAL CLAIMS

Transforms salt, water & vinegar into a multi-purpose cleaner & deodorizer

Multi-purpose cleaner works on virtually any hard non-porous surface

Cleans [glass] [stainless steel] [sealed wood] [composite] [sealed stone] [glazed porcelain] [sealed grout]

It cleans sealed stone, glass, stainless steel, sealed wood, sealed laminate, porcelain, sealed composite, sealed grout, glazed tile, plastic & hard non-porous rubber.

Multi-purpose cleaner

No gloves needed [required]

Cleans furniture without removing color

Cleans as effectively as conventional cleaners

Leaves a streak-free shine

No rinsing [wiping] needed [necessary]

Rinse-Free Clean Spray

Stops [removes] [kills] odor in sports gear

Helps reduce the risk of cross-contamination on treated hard, non-porous surfaces

For use in [newborn] nurseries

For use in neonatal nurseries

Can be used in hospitals

Use on countertops, sinks and stovetops at room temperature.

We'll help you make sure your school's operation is performing at its absolute best.

Capture & [kill] odor-causing molecules at the source

Cleans most hard non-porous surfaces [throughout] [all over] [around] your home

Optional text indicated in [brackets]

GENERAL CLAIMS

Great for [frequent] [everyday] [daily] [use][in][on] {insert use site / surface from Appendix X} [and] [&] [throughout] [all over] [the] [home][house] on hard non-porous surfaces

Simply spray on surfaces that [you] [and] [your family] come in contact with every day

[Eliminates] [Neutralizes] odors on [sports equipment] [sports gear] [sports bag[s]] [gym bag[s]] [you can't wash]

Odor fighting [neutralizer] [eliminator] [deodorizer] sanitizes and freshens

Odor [neutralizing] [eliminating] [deodorizing] power removes odors anywhere

Perfect for [eliminating] [neutralizing] your toughest odors [at their source]

Controls [the toughest] [tough] [kitchen] [and] [bathroom] [pet] odors

[Eliminates] [Neutralizes] odors [and] [freshens] [the air]

[Fights] [Eliminates] [Neutralizes] even the [toughest] [strongest] [odors] [malodors]

Control non-living allergens [all around your home] [on] hard non-porous surfaces

Removes non-living allergens [from] [all around your home] [on] hard non-porous surfaces

Controls common household non-living allergens

You don't see electrolyzed water in stores because HOCl dissipates after about two weeks. That means it loses its disinfecting activity.

Like bubbles in a soda, hypochlorous acid starts to dissipate after 2 weeks. That's why you have to make it fresh.

We sized our spray bottle at 12 oz. so that you can easily use it up within two weeks.

No more wasteful single use plastic bottles

Our reusable bottles & Capsules reduce plastic waste by 97% vs. typical cleaners

Our shipping and Capsule packaging are recyclable.

Stock up and save

Optional text indicated in [brackets]

GENERAL CLAIMS

Save up to 80% per ounce vs top natural cleaning brands when you switch to Force of Nature

Saves money at just 80 cents per bottle

Less than \$1 a bottle

[Money back guarantee] [Get your money back] [Satisfaction Guaranteed]

No [drip] [leak][mess]

Save [X%] [per fluid ounce] [per fl oz.]

This [X] [Fluid Ounce] [fl oz.] [Container] is equal to [X] [uses] [wipes] [quick] [touch ups] [cleaning] [occasions] [cleans] sprays]

Clear formula

Just spray, wait the required contact time [and] [wipe] [walk away] [no rinsing necessary]

Makes your job easier

Non-abrasive formula

Try me

Eliminates Odors

Eliminates Odors & Freshens the Air

We scaled down the size and cost to make it accessible to any business or organization.

GENERAL CLAIMS

[More than] [Over] [x # of sprays per bottle] [x # of uses per bottle] [x # of uses per bottle]

Easy to [use] [spray] [hold] when used as directed

Ergonomic [bottle] [design]

Eliminates food odors like garlic and onion left behind on kitchen surfaces after cooking

For [daily] [everyday] [light-duty] [kitchen] cleaning

For a cleaner, fresher [bathroom] [kitchen] [home] [house] [pet areas] [kennel] [litter box]

Great for [all around] [the] [house] [home] [kitchen] on hard non-porous surfaces

Leaves surfaces shiny

Leaves your [kitchen] [home] [house] smelling clean

Light clean scent

For use all around the [kitchen] [home] [house] on hard non-porous surfaces.

[Use] for quick clean-ups

[Use] for wiping [bathroom] [kitchen] counters

Use on hard non-porous surfaces throughout the [kitchen] [home] [house]

Cleans up the pet mess.

Spray on hard non-porous pet chew toys, no rinse required

Breaks down urine odors and stains

Stops [Eliminates] [the toughest] odors [at the source]

Freshens air [deodorizer]

Optional text indicated in [brackets]

GENERAL CLAIMS

[Use] for [preschool] [daycare] [office] [assisted living] [senior care] [schools] kitchens
Multi-Purpose Cleaner

Can be used in Schools, Universities for routine cleaning

Can be used in gyms for routine cleaning

Can be used for cleaning restrooms

Athletic facilities cleaner

Uses electricity [an electrical current] to break apart the molecules of salt, water & vinegar and change them into electrolyzed water.

Safe [to] [for] use on [the following surface material[s]:] {Insert surface materials from Section titled "Surface Types"}

No rinsing or wiping necessary

Leaves a streak-free shine

Safe on [perfect for] [kitchen, bathroom, playroom, gym, school, daycare, childcare] surfaces when used as directed

Safe on [perfect for the] surfaces that your kids [family] [baby] [kids] [children] [teenagers] touch [touches] when used as directed

Safe on [perfect for] surfaces that your baby [family] touches when used as directed

Safe on [perfect for] surfaces that babies [kids] [teenagers] touch when used as directed

Perfect for college dorm rooms

Perfect for nurseries [families] hard non-porous [dorm rooms]

Cost-effectively cleaning solution

Keep your screens looking clean. Removes fingerprints, smudges and dirt from screens

Powers through tough grease and grime

Strong enough for even the toughest messes

From everyday grime to the toughest grease, grime & odors, we've got you covered

Quick dry

Brilliant [bright] [glistening] [see-through] [beautiful] [streak-free] [sparkling] shine

Clean without compromise

Rinse-free spray, use on [around] [highchairs] hard non-porous toys

Optional text indicated in [brackets]

GENERAL CLAIMS

Helps reduce the risk of cross-contamination on treated hard, non-porous surfaces

Small appliance, big-time clean

Does the work of virtually every other cleaner in your cabinet

The science behind electrolyzed water

Force of Nature miniaturizes electrolyzed water technology

Salt, water and vinegar are converted to electrolyzed water when an electrical current changes the chemical composition of the solution into two new ingredients.

Force of Nature makes cents

Empty your cabinet, not your wallet

We scaled down the electrolyzed water technology for your countertop and your wallet.

The chemistry is so sensitive that creating an effective [optimal] solution requires getting the pH exactly right.

The right pH ensures that the right concentration of hypochlorous acid [HOCl] is created.

The wrong pH can result in bleach, reduced efficacy, and a shorter shelf life

Light swimming-pool scent

Our bottles are 12 oz. so that you can easily use it all up within 2 weeks

No single-use plastic bottles

Shipping boxes and Activator Capsules are 100% recyclable

No soap & water? No problem! Clean on-the-go

Cleans sticky messes on-the-go

Optional text indicated in [brackets]

GENERAL CLAIMS

Optional text indicated in [brackets]

DISINFECTING CLAIMS - hard, non-porous surfaces

Kills 99.9% of germs* including Staphylococcus aureus, Methicillin-resistant Staphylococcus aureus [MRSA], Salmonella enterica, Listeria monocytogenes, Norovirus and the viruses** that cause flu**

Transforms salt, water & vinegar into a cleaner, deodorizer & disinfectant

Disinfectant [multi-purpose cleaner]

Disinfectant [multi-purpose cleaner]

Tough on viruses** [germs*] [bacteria] [pathogens*] [soap scum] [grease]

Combines streak-free cleaning with bactericidal [cleaning] action

Anywhere [everywhere] hard non-porous surface [spray] [disinfectant] [disinfecting]

Disinfects with no rinse required

[Controls] [stops] [prevents] pet [all] odors from bacteria

[Controls] [stops] [prevents] the growth of odor-causing bacteria

Kills 99.9% of odor-causing bacteria, Staphylococcus aureus & Methicillin-resistant Staphylococcus aureus [MRSA]

Disinfecting spray

[Perfect for] [cleaning] [Cleans] [disinfecting] [Disinfects] daycares [childcare centers] [schools] [restaurants] [fitness centers] [gyms] [hotels] [nursing homes] [assisted living facilities] [senior care facilities] [hospitals] [offices] [doctor's offices] [medical clinics] [veterinary clinics] [yoga studios] [universities] [colleges] [physical therapy clinics] [chiropractor clinics] [dentist offices] [spas] [salons] [acupuncture clinics]

Hard non-porous surface [disinfectant] [disinfecting spray]

[Daily] [everyday] kitchen [disinfectant]

[Destroys] [Controls] [Eliminates] [Kills] 99.9% of [Germs*] [Bacteria] [Viruses**] [Bacteria & Viruses**] [Flu virus**] [Pathogens*] [Norovirus] [Staphylococcus aureus] [MRSA] [Salmonella] [Listeria]

[Destroys] [Controls] [Eliminates] 99.99% of [Viruses**] & [Flu virus**] on hard non-porous surfaces

Kills Viruses** [& Flu virus**] on hard non-porous surfaces

Kills 99.9% of germs* [microbes] [pathogens*] [99.99% of viruses**] on virtually any hard-non-porous surface

Disinfectant

Disinfects

Eliminates odors caused by bacteria

Optional text indicated in [brackets]

DISINFECTING CLAIMS - hard, non-porous surfaces

Kills 99.9% of antibiotic resistant bacteria Methicillin-resistant Staphylococcus aureus [MRSA]

Litter box [disinfectant] [spray]

Kills the germs* on hard non-porous surfaces from pet accidents

Proven to kill 99.9% of [bacteria] [germs*] [such as] [Salmonella enterica] [and] [MRSA] [Methicillin Resistant Staphylococcus aureus]

Kills 99.99% of viruses**

Kills 99.9% of bacteria and viruses**

Kills odor-causing bacteria

[Kills] [Destroys] [Eliminates] 99.9% of germs*

[Kills] [Eliminates] odor-causing bacteria in the [kitchen] [bathroom] [restroom] [all around the house] on hard, non-porous surfaces

Kills [kitchen] [bathroom] [hold] germs*

Kills bacteria and viruses** on hard, non-porous [bathroom] [restroom] surfaces [in 2 minutes]

Proven to kill 99.9% of bacteria [such as Salmonella enterica and MRSA]

Removes [bacteria] [germs*]

[Kills] [eliminates] [destroys] 99.9% of bacteria on hard, nonporous surfaces in Pet living areas

[Kills] [eliminates] [destroys] 99.9% of germs* on hard, nonporous surfaces of Pet living areas

Kills 99.9% of {Insert Organism from Disinfectant list} on hard, non-porous surfaces [in 2 minutes]

Kills 99.9% of viruses** and bacteria

Bactericidal cleaner

Don't [just] mask odors, [kill [odor causing] [bacteria]

Gentle on your fabrics for cleaning

Tough on germs*

This product is not a one-step disinfectant or sanitizer

Kills [eliminates] 99.9% of germs* on hard non-porous pet [animal] [chew] toys [no rinse required]

No rinse, no wipe cleaner [cleaning] [disinfectant] [disinfecting]

[Daily] [Disinfecting] [Bactericidal] [Antimicrobial] [Viricidal] [Surface] Bactericidal [Bactericide] [Viricidal] Cleaner [Disinfectant]

Meets surface disinfection recommendations from OSHA Bloodborne Pathogen Standard

Starts with [just] salt, water & vinegar

3 simple ingredients [salt] [water] [vinegar]

Starts with 3 simple ingredients and creates a multipurpose cleaner [sanitizer] [disinfectant]

[Multipurpose] cleaner [& disinfectant] with just 2 ingredients

Uses electricity [an electrical current] to convert [transform] salt, water & vinegar into electrolyzed water [a multipurpose cleaner] [disinfectant] [deodorizer]

Optional text indicated in [brackets]

DISINFECTING CLAIMS - hard, non-porous surfaces

Uses electricity [an electrical current] to change the chemical composition [molecular structure] of salt, water & vinegar into electrolyzed water [a multipurpose cleaner] [disinfectant] [deodorizer] Hypochlorous acid [HOCl]

Force of Nature is an appliance that turns tap water, plus a capsule of salt, water & vinegar, into a cleaner and disinfectant

Broad-spectrum disinfectant [that kills in 2 minutes, excluding MSRA, Norovirus, and Influenza A]

Force of Nature brings this proven cleaning [disinfecting] technology to your countertop

Meet the appliance that uses electricity to convert tap water, plus a capsule of salt, water & vinegar, into a multi-purpose cleaner and disinfectant

Replaces multipurpose cleaners, disinfectants [sprays], and deodorizers

Stops odors at the source by killing the bacteria that cause it.

Can reduce the spread of illness-causing bacteria on treated hard, nonporous surfaces

[Innovative] [Breakthrough] [Clean & Simple] Germ* [Virus**] [Pathogen*] Killer
A pH balanced [neutralized] [disinfectant]

Homemade multipurpose [bactericidal] [antimicrobial] disinfectant [deodorizer] [spray]

Kills 99.9% of household bacteria [pathogens*] [microbes*]

[Kills] [eliminates] [destroys] [removes] 99.9% of bacteria on commonly touched hard, non-porous surfaces

[Destroys] [eliminates] [food] 99.9% of pathogens* [Listeria monocytogenes]
[Salmonella enterica]

Combines streak-free cleaning with bactericidal [cleaning] action

Rinse free [no rinse required] disinfectant

Anywhere [everywhere] hard non-porous surface [spray] [disinfectant] [disinfecting]

Kills 99.9% of bacteria [including Salmonella enterica]

Can reduce the spread of illness-causing bacteria [pathogens*] [microbes*] [on treated] hard, nonporous surfaces

Bactericide [Bactericidal]

Bathroom Disinfectant

Disinfects after it cleans

Disinfects tables

Disinfects countertops

[Destroys] [Controls] [Eliminates] [Kills] 99.9% of the germs* on hard non-porous
chew toys

Optional text indicated in [brackets]

DISINFECTING CLAIMS - hard, non-porous surfaces

[Kills] [Effective against] {insert organism from Pathogen Disinfection Table} Kennel disinfectant

[Destroys] [Controls] [Eliminates] [Kills] 99.9% of germs* on hard non-porous [animal] [pet] chew toys

Kills [Effective against] {insert organism from Pathogen Disinfection Table}

Two-Step Cleaner / Disinfectant when Disinfection directions are followed

Restroom disinfectant

Can be used in [Schools], [Universities] [Athletic Facilities] for disinfecting

Nursery School Disinfectant on hard non-porous surfaces

Kills 99.9% of pathogens*

Remove messes, viruses** and bacteria on hard non-porous surfaces.

Remove germs*, bacteria and kitchen grease

Tough on germs*.

Kills [destroys] [eliminates] 99.9% of germs* [99.9% of bacteria & viruses**]

Kills 99.9% of the viruses** and bacteria your family comes in contact with every day

Disinfects hundreds of hard non-porous surfaces in your home

Kills 99.9% of flu virus**

Destroys [eliminates] bacterial [pet] odors at the source

Helps eliminate flu virus** on hard non-porous surfaces year-round

Stops the spread of germs*

Kills more than 99.9% of viruses**

Removes [eliminates] [kills] [destroys] 99.9% [of germs*] 99.9% [of viruses** & bacteria] on high-touch surfaces

Hard non-porous surface disinfectant [disinfecting spray]

Disinfects external surfaces of CPAP machines [no rinse required [needed]]

Disinfects neonatal [newborn] nurseries

[This product is a] hospital disinfectant

Back to school doesn't have to mean back to germs* [with Force of Nature]

Back to school [checklist][essentials][needs] [for] [disinfecting] hard non-porous surfaces

Optional text indicated in [brackets]

DISINFECTING CLAIMS - hard, non-porous surfaces

Deodorizes by killing odor-causing [bacteria] [germs*] at their source

[Eliminates] [Neutralizes] odors in the air caused by odor-causing bacteria

[Eliminates][Neutralizes][Removes] pet odor-causing bacteria

Prevents the growth of odor causing bacteria

Prevents odors at their source caused by [bacteria]

Controls [the] Flu Virus**

Helps stop the spread of Flu Viruses** on treated surfaces

Kill[s] 99.9% of Flu Virus**

Kill[s] Influenza [Flu] Virus**

Kill[s] 99.9% of [germs*] [viruses**] [bacteria and viruses**] [bacteria]

Kill[s] 99.9% of bacteria

Kill[s] what you can't see: Flu Viruses**, Salmonella enterica, Staphylococcus aureus
[and / &] E. coli

[Kill[s]] [Wipes out] [Eliminates][Destroys] 99.9% of [flu viruses**] [germs*]

Helps reduce cross-contamination of [germs*] [and] [bacteria] on treated hard, non-porous surfaces

[Kills] [eliminates] [destroys] [removes] 99.9% of bacteria on commonly touched hard, non-porous surfaces that can be transfer points for bacteria [such as doorknobs, telephones, keyboards, and light switches]

Kills 99.9% of the bacteria you can't see

Kills [household] bacteria* [commonly found in kitchens] on hard, non-porous surfaces

Takes care of [bacteria] [germs*][viruses**]

Kills 99.9% of germs*

Meets surface disinfection recommendations from OSHA Bloodborne Pathogen Standard.

Anywhere [everywhere] hard non-porous surface [sanitizer] [sanitizing] [spray]
Sanitizes [Sanitizer] [with no rinse required]

[Daily] [everyday] kitchen [sanitizer]

A sanitized, sparkling clean on just about any surface

Homemade multipurpose [bactericidal] [antimicrobial] [sanitizer] [deodorizer] [spray]

Rinse free [no rinse required] [sanitizer]

Kills [Destroys] 99.9% of Salmonella enterica [germs*] [bacteria]

Nursery School Sanitizer for hard non-porous surfaces

Sanitizes hundreds of hard non-porous [food contact] surfaces in your home

Hard non-porous [food contact] surface [sanitizer] [sanitizing spray] [with no rinse required]

Kill[s] Salmonella enterica

Qualifiers

*** Germs List**

Pseudomonas aeruginosa, Staphylococcus aureus, Salmonella enterica, Escherichia coli (E. coli), Listeria monocytogenes, Methicillin Resistant Staphylococcus aureus – MRSA, Influenza A Virus Strain A/Hong Kong/8/68, Feline Calicivirus Strain F9

**** Viruses List**

Influenza A Virus Strain A/Hong Kong/8/68, Feline Calicivirus Strain F9

† Flu Viruses List

Influenza A Virus Strain A/Hong Kong/8/68

Use Sites For use on hard, non-porous surfaces

<p>Around Toilet Areas</p> <p>Around Toilet external surfaces</p> <p>Automobiles</p> <p>Animal Equipment</p> <p>Baby bathtubs [tubs]</p> <p>Booster chairs</p> <p>Bouncy seats</p> <p>[Bath]tubs</p> <p>Bathroom [countertops]</p> <p>Bathroom [surfaces]</p> <p>Beverage bars</p> <p>Blinds</p> <p>Door Handles</p> <p>Doorknobs</p> <p>Doors</p> <p>Drainboards</p> <p>Dryers</p> <p>[Kitchen] Appliances at room temperature</p> <p>[Kitchen] [Bathroom] Sinks</p> <p>Humidifiers external surfaces</p> <p>Straw cups</p> <p>Water bottles</p> <p>Lunchboxes</p> <p>Backpacks</p> <p>Bath toys</p> <p>Mops</p> <p>Patio [deck] furniture</p> <p>Camping gear</p> <p>Sports gear</p> <p>Inside refrigerators at room temperature.</p> <p>Refrigerator exteriors</p>	<p>Boat interiors</p> <p>Cabinet Handles</p> <p>Cabinets</p> <p>Can openers</p> <p>Cars</p> <p>Car interiors</p> <p>Changing tables [areas]</p> <p>[Computer] Keyboards</p> <p>Counter</p> <p>Countertops</p> <p>Car interiors</p> <p>Cupboards</p> <p>Diaper pails</p> <p>Dining Room Tables</p> <p>Restaurant tables</p> <p>Bar tables</p> <p>Bar counters</p> <p>Dish Racks</p> <p>Dishwashers</p> <p>Glazed Ceramic</p> <p>Glazed Tile</p> <p>Chrome</p> <p>Corian</p> <p>Food Contact Surfaces</p> <p>Food preparation areas</p> <p>Food serving areas</p> <p>Freezers at room temperature</p> <p>Grills at room temperature</p> <p>Grocery Carts</p> <p>[Grocery] Checkout Areas</p> <p>Handrails</p> <p>Inside Dishwasher[s]</p> <p>Inside freezers at room temperature</p> <p>Inside microwaves at room temperature</p>
---	---

Use Sites For use on hard, non-porous surfaces

<p> Microwave exteriors Restrooms Shower [Faucets] [Doors] [Handles] [Fixtures] [Walls] [Floors] Sink [Faucets] [fixtures] [Handles] Soap Dispensers Storage Areas Stovetops at room temperature Steering wheel hard non-porous surfaces Thermos Toasters Toilet external surfaces [flush handles] [seats] Shower curtains Inside Washing Machines Garbage [trash] cans Waste baskets Floors Orthotics Kitchen counter tops [Kitchen] [dining room] Tables Kitchen surfaces hard non-porous Kitchen tools Laundry Rooms Light Switches Litter box Makeup brushes [& sponges] Medicine Dropper Range tops [Salad bar] Sneeze Guards Snack counters Bathroom Fixtures Bath Tub Bed heads and frames Bedpans Hard, Non-Porous Surface Cabinets </p>	<p> Sports gear plastic helmets Sports gear plastic pads Sports gear plastic gloves Newborn nurseries Neonatal nurseries Neti Pots external surfaces Oven doors Ovens at room temperature Baby [Children's] [Kiddie] [wading] pools Pet Bowl[s] [Areas] Pet Feeding Dishes Pet Cages [crates] Plastic Pet Toys Piano Keys Plastic Cutting Boards* Plastic Patio Furniture Potty-Chair[s] [Seats] Range hoods Recycling Bins Food Contact Surfaces-hard non- porous Food Preparation [surfaces] [areas] Food serving areas Food trays Freezers at room temperature Grills at room temperature Glass Garbage or Trash Cans/Pails Gurneys Hampers Frequently Touched Spots Keyboards Lamps Light Lens Covers Linoleum </p>
---	--

Use Sites For use on hard, non-porous surfaces

Ceilings Chairs Classroom Desks Computer Monitors and Keyboards Countertops Counters Dental Countertops Dental Operatory Surfaces Dental Chairs Drinking water fountain Diaper pails Elevators Faucets Fixtures Floors Sinks Stall Doors Stretchers Tables Exterior surface of Toilets Toilet Seats	Mirrors Patient Chairs Plastic Mattress Covers Reception Counters, Desk and Areas Shelves Showers Plastic shower curtains Towel Dispensers Exterior of Urinals Walls Wash Basins Dairy cases Wheel Chairs Bed Rails and Frames Veterinary and Animal Research Labs surfaces Troughs
---	---

Use Sites Medical For use on hard, non-porous surfaces

<p>Acute care facilities</p> <p>Bed pans</p> <p>Bed railings</p> <p>Blood glucose monitors</p> <p>Mattress covers</p> <p>Exam [examination] tables</p> <p>Medical equipment surfaces</p> <p>External surfaces of dialysis machines</p> <p>Ambulance or transport vehicles</p> <p>Anesthesia rooms or areas</p> <p>Blood banks</p> <p>Nurses stations</p> <p>Nursing</p> <p>Blood [plasma] donation centers</p> <p>Blood pressure monitors</p> <p>CAT labs [laboratories]</p> <p>Critical care units</p> <p>Exterior of dialysis machines</p> <p>Exam or examination tables</p> <p>External hard non-porous Surfaces of Medical Equipment or Medical Equipment</p> <p>hard non-porous surfaces: Excluding hard, non-porous surfaces requiring sterilization such as scalpels hemostats, endoscopes, and dental tools used in the incisions or oral and nasal cavities of patients.</p> <p>Recovery rooms</p> <p>Respiratory rooms [areas]</p> <p>Surgery [Operating] rooms [areas]</p>	<p>Surgical centers</p> <p>Blood glucose monitors</p> <p>Home health care</p> <p>Hospices</p> <p>IV poles</p> <p>Mammography equipment</p> <p>Patient chairs</p> <p>Ultrasound transducers</p> <p>IV stands</p> <p>Reception [office] [desk] areas</p> <p>Stretchers</p> <p>Wheelchairs</p> <p>External surfaces of respiratory equipment</p> <p>Hard non-porous hospital surfaces</p> <p>CPAP external surfaces</p> <p>BiPAP external surfaces</p> <p>External Surface of Ultrasound Transducers</p> <p>Medical facilities</p> <p>Neonatal Intensive Care Units [NICU]</p> <p>Operating Rooms</p> <p>Ophthalmic offices</p> <p>Orthopedic clinics</p> <p>Outpatient clinics [surgical centers]</p> <p>Patient care areas [rooms] [restrooms] [exam rooms]</p> <p>Physical therapy rooms [areas] [equipment]</p> <p>X-ray [radiology] rooms</p>
---	---

USE SURFACES For use on hard non-porous surfaces

Plastic	Brushed or Polished Nickel
Glazed Porcelain	Brushed Bronze
Sealed Granite	Chrome
Sealed Marble	Enamel
Sealed Quartz	Formica
Sealed Stone	Glass
Stainless Steel	Sealed Granite
Tile	Sealed Limestone
Hard non-porous vinyl	Sealed Melamine
Finished -and/or- painted Wood	Mirror
Composite	Aluminum Brass
Glass	ABS [Acrylonitrile butadiene styrene]
Metal	Copper
Aluminum	Hard non-porous natural rubber
Polyacrylic	Silver
Polycarbonate	
Polypropylene	
Porcelain	
Slate	
Stainless Steel	
Terrazzo	
Tile	
Feed Racks	

USE LOCATIONS For use on hard non-porous surfaces

Airplanes	Locker Rooms
Ambulances	Yoga studios
Assisted Living Facilities	Pharmacies
Blood Banks	Physical Therapy Rooms or Areas
Boats	Private Facilities
Buses	Processing Plants
Businesses	Public Areas
CAT Laboratories	Wineries / Breweries
Casinos	X Ray rooms
Colleges	Yachts
Commercial Buildings	Radiology or X-Ray Rooms or Areas
Convenience Stores	Retail Stores
Cruise Liners / Ships	Restaurants
Churches	Restrooms and or Rest Areas
Daycare Facilities	Shelters
Dentist [Dental] Offices	Office Buildings
Dentist [Dental] Chairs	Orthopedics
Dental Operatory Rooms	Veterinary Environments and Animal Equipment
Doctor Offices	Automatic Feeders
Dormitories	Cages / Pens
Emergency Rooms	Veterinary Environments and Animal Research Labs
Facilities	Pet Areas
Factories	Pet Shops and Stores
Fountains	Small Animal Facilities
Funeral Homes	Veterinary and/or Animal Hospitals
Gas Stations	Veterinary Clinics or Facilities
Government Facilities	Veterinary Offices
Grocery Stores	Animal Research Labs
Gyms	Veterinary Clinics
Hotels	Veterinary Stores
Hospitals Facilities	Veterinary Hospitals
Healthcare Facilities	Medical Clinics
Health Clubs Facilities	Military Installation and Facilities
Home care facilities	Nursery Schools
Industrial Facilities	Nursing Stations
Institutional Buildings	Manufacturing Facilities
Intensive Care Units	Manufacturing Plants
Kitchens	Malls
Laboratories	

Laundromats Locker Rooms	
-----------------------------	--

STORAGE AND DISPOSAL

Do not contaminate water, food or feed by storage or disposal.

Pesticide Storage: Store in a closed plastic container in a cool, dry area away from heat and sunlight. Do not store near easily oxidizable materials acids and reducers. In case of spill, flush area with water.

Pesticide Disposal: Wastes resulting from the use of this product must be disposed of on-site or at an approved waste disposal facility.

Container Handling: Refillable container. Refill container with Force of Nature solution only. Do not reuse this container for any other purpose. Cleaning before refilling is the responsibility of the refiller. Cleaning the container before final disposal is the responsibility of the person disposing the container. To clean the container before final disposal fill container half way with water and shake vigorously. Dispose of rinsate as pesticide waste. Repeat this rinsing procedure two more times. Then offer for recycling or puncture and dispose of in a sanitary landfill, or by incineration, or by procedures allowed by state and local authorities.

Secondary Container Label



Force of Nature
Multi-Purpose [Cleaner] [Disinfectant] [Food Contact Sanitizer]

Use Solution By
Month____/Day____/Year____

Not for Resale

Hypochlorous Acid 220 ppm

Read entire label before use
Net weight 350 gm or 11.8 fl oz
[Net weight 946 gm] [or 32 fl oz] [or 0.95 L]
[Net weight 1893 gm] [or 64 fl oz] [or 1.9 L]

Keep Out of Reach of Children

Use within 14 days

EPA Reg No. 93040-1
EPA Est No. xxxxx-xxx-x



Quick Start Guide

In This Box

Electrolyzer, Spray Bottle, Power Cord, Five Activator Capsules, Quick Start Guide,
User Manual/Supplemental Information



What's the science behind those bubbles?

Hydrogen Oxygen Hydrogen

TEAM WATER

Sodium Chloride

TEAM SALT

The salt, water and vinegar solution is made up of tiny molecules. Think of each molecule as a little team and the team members are called elements.

Chloride Hydrogen Oxygen Sodium Hydrogen

When you push Force of Nature's start button, an electrical current breaks apart the molecules. The bubbles are the elements getting ready to form new teams. The vinegar's job is to create just the right playing field for the new teams to form by lowering the acidity of the solution.

Now the elements bond into new teams, each with a new goal.

Sodium Oxygen Hydrogen

TEAM SODIUM HYDROXIDE
MISSION: To clean messes big and small

Chloride Oxygen Hydrogen

TEAM HYPOCHLOROUS ACID
MISSION: To kill off nasty germs and odors

SUBSCRIBE + SAVE

Save on Force of Nature Activator Capsules

To make sure you never run out, try our Subscribe + Save program.

FAQs

EPA registered — what does that mean?

All disinfectants and sanitizers are required to be registered with the EPA. The EPA ensures that a product that says it kills germs really does. Disinfectants are tested using standard protocols by approved labs and reviewed by the EPA for safety and efficacy. Suppliers, purity, concentration and processing of all individual ingredients are also reviewed.

The Force of Nature label looks like most other disinfectants, why?


The EPA mandates specific language for any disinfectant, whether the product is bleach or Force of Nature.


May 13, 2025

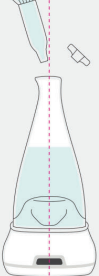
34


Force of Nature Quick Start Guide


How to Make Your Cleaner

- 

1 Ensure the rubber cover is covering the power jack on the back of the Electrolyzer.
Fill to the line on the back of bottle with cool water.
- 






2 Plug the power cord into the Electrolyzer and into the outlet.
- 

3 Squeeze in the full contents of one Activator Capsule.
Wait 10 seconds for the solution to disperse.
- 

4 Press the start button on the front of the Electrolyzer once.
Blue lights will begin pulsing, then will transition to green.
The cleaner will be ready after the light ring is completely green, in about 9 minutes.
- 

5 Unplug the Electrolyzer and pour your cleaner into the Spray Bottle.
Rinse the Electrolyzer with water before plugging it back in.
Hit the start button twice quickly to start your day counter.*

Electrolyzer Color Light Codes

-  **BLUE:** Your cleaner is being made.
-  **GREEN:** Your cleaner is ready.
-  **YELLOW:** Your cleaner has two days remaining.
-  **HALF RED:** The Electrolyzer has not been properly filled with water and/or a Capsule.
-  **ALL RED:** The cleaner has expired or the electrolyzing process did not properly complete.

Review the User Manual before using this product.

Day Counter

Force of Nature maintains its cleaning power for two weeks. To help you keep track of time, there is a light ring around the bottom of the Electrolyzer. Every two days, one section of the green lights will shut off. When you have only two days left, the one remaining green light will turn to yellow. At day 14, the entire base will be red, indicating your cleaner has expired — time to make a fresh batch!



**Note: If you don't want to keep Force of Nature plugged in, you can write the expiration date with a non-permanent marker in the space on the back of the Spray Bottle. Store your cleaner at room temperature away from direct sunlight.*

Cleaning and Disinfecting Tips

GLASS AND STAINLESS STEEL Force of Nature doesn't contain drying accelerants like ammonia or alcohol-based products, so the trick is to spray then wipe with a clean dry cloth or paper towel until the surface is 100% dry.

SOAP SCUM Soap scum builds up in layers, so depending on build up and surface porosity, you may need a mild abrasive like baking soda with a scrub brush the first couple of times to break down the layers.

GREASE AND OIL Thoroughly saturate surface then wipe thoroughly with a clean dry cloth or paper towel. If you have a lot of grease, spray, then let sit 2 minutes before wiping.

PET ACCIDENTS First test in an inconspicuous spot to ensure the rug is truly colorfast. Start by removing as much of the soil as possible. Then saturate the area (if the accident got to the back of the rug, you want to saturate that too), then let dry without rinsing.

SPORTS GEAR For the first treatment, fully saturate the surface, then let dry without rinsing. After that, spray after each use to keep that eye-watering stench from returning.

FLOORS A refillable spray mop with a machine-washable pad and Force of Nature can be your new best friends. You can finally skip that rinsing step —YAY! If your floors are made from a material other than wood, sealed stone, porcelain, ceramic, vinyl or laminate, first test in an inconspicuous spot.

COLORFAST RUGS, FURNITURE, CLOTHING Always first test in an inconspicuous spot to ensure the item is truly colorfast. As with any stain remover, the sooner you treat the stain the better! And don't use on fabric that says "use non-chlorine bleach only".

DEODORIZING To stop odors, spray the source of the odor thoroughly. Kitty litter, you've met your match.

Clean These Messes Too

- Baby gear: pacifiers, highchairs, bibs, toys, strollers, carseats
- Makeup brushes
- Thermoses, straw cups and sippy cups
- Humidifiers
- Camping gear
- Backpacks and lunchboxes
- Bath toys



Got germs?

We've got you covered! Force of Nature is a disinfectant and sanitizer for use in hospitals, schools, daycares, restaurants, and gyms.

When used as directed, it kills 99.9% of bacteria and viruses, including Staph, MRSA, Norovirus, Salmonella, Listeria, Pseudomonas & Influenza A.



Force of Nature Appliance
For Use with Force of Nature Activator Capsules

User Guide & Supplemental Information

HCI Cleaning Products, LLC
PO Box 1145
Westford, MA 01886

Page 2 intentionally left blank

Thank you for purchasing Force of Nature!

Introduction

This kit contains:

- ☐ Electrolyzer Appliance & power cord
- ☐ Spray Bottle
- ☐ 5 Activator Capsules
 - You'll use 1 capsule each time you make your multi- purpose cleaner and disinfectant
- ☐ Quick Start Guide User Guide

Please read this entire guide before using your Force of Nature Appliance

Table of Contents

Introduction	3
Warnings	5-7
Operating Instructions	8-9
Tips & Color Code Guide	10
Troubleshooting	11
Ordering Force of Nature Supplies	11
Warranty	12-13
Supplemental Information	14-18

Warnings



Important safety instructions

Read all instructions before using this product.



Caution: To reduce the risk of fire, electrical shock, damage to the product or injury:

The Force of Nature appliance is only designed for use in a 110/120/240V outlet.

To avoid electric shock, do not touch the appliance with wet hands.

If the cord or plug appears damaged, return the cord to Force of Nature by emailing us and we will replace it.

To be only powered by certified switching power supply from Merryking Enterprises (HK) Co Ltd, model MKS-0903000.

Any attempts to repair the Force of Nature appliance without written permission from Force of Nature will void the warranty and could cause personal injury to the consumer and/or result in severe damage to the unit.

Do not pull, carry, lift or drag the appliance by the power cord. Remove the power plug from its outlet by grasping the plug itself and pulling gently.

Use only for cleaning and disinfecting. Do not consume electrolyzed water. Use only in well-ventilated areas.

Avoid contact with eyes. If in eyes, rinse well with water. If irritation persists, seek medical attention.

Do not use to formulate your own homemade cleaner or disinfectant.

Do not clean the Force of Nature bottles with anything but tap water.



Caution: To ensure proper solution concentrations and disinfecting activity, follow these instructions:

Do not leave Force of Nature cleaner and disinfectant solution in the Appliance. ALWAYS POUR SOLUTION INTO A SPRAY BOTTLE IMMEDIATELY AFTER COMPLETION OF A CYCLE.

Use Force of Nature multi-purpose cleaner and disinfectant within 14 days after making it. Discard left over solution after 14 days and rinse only with tap water before running a new cycle. Force of Nature maintains its efficacy for 2 weeks. To help you keep track of time, there is a light around the bottom of the Appliance. After the 2 weeks are up, the base will turn red to remind you to make a fresh batch. If you don't want to keep your Appliance plugged in, write the expiration date on the back of the Spray Bottle.

Add only one Activator Capsule per batch of solution.

Do not run more than one cycle per batch of solution.

Do not use cleaner prior to light ring on Appliance turning green.

To Clean

- ☐ Spray the surface -or- cloth -or- sponge -or- rag -or-mop. Wipe the surface completely. [Rinse] [Allow to air dry].

To Sanitize Food Contact Surfaces

- ☐ Dilute [this product] [Force of Nature solution] 10% with water [10 parts Force of Nature Solution to 1 part water] to prepare a 200 ppm [FAC] [Available Chlorine] solution.
- ☐ Clean the surface
- ☐ Spray the surface from a distance of 6-8 inches until thoroughly and visibly wet.
- ☐ Wait one minute and then wipe the surface with a clean cloth or towel. No rinsing required.

To Disinfect:

- ☐ Clean the surface.
- ☐ Spray the surface from a distance of 6-8 inches until thoroughly and visibly wet.
- ☐ Wait 2 minutes and then wipe the surface with a clean cloth or towel or let air dry. For Methicillin-resistant Staphylococcus aureus [MRSA] and/or Feline Calicivirus surrogate for Norovirus and/or Influenza A, wait 10 minutes before wiping surface.

Store Force of Nature multi-purpose cleaner and disinfectant in the Spray Bottle at room temperature away from direct sunlight.

Operating Instructions

1. Ensure the rubber cover is covering the power jack on the back of the Appliance. Fill Appliance to the Fill Line on the back of bottle with cool water.
2. Remove the rubber cover and plug the power cord into the Appliance & into the outlet.
3. Squeeze in the full contents of 1 Activator Capsule.
4. Press Start button on the Appliance once & release. Blue lights will begin pulsing, then the lights will transition to green. The cleaner will be ready after the light ring is completely green, in about 9 minutes.
5. Unplug the Appliance and pour your cleaner into the Spray Bottle. Put spray-head on Spray Bottle. Rinse the Appliance with water before plugging it back in. Press the start button twice in rapid succession to start your solution status color light ring.

Note: Always ensure the rubber cover is covering the power jack when filling or emptying the Appliance.

Force of Nature maintains its efficacy for 2 weeks (14 days). To help you keep track of time, there is a light ring around the bottom of the Appliance that will be green when you first make your cleaner. When you have only 2 days left, the light ring will turn to yellow. At day 14, the light ring will be red, indicating your cleaner has expired – time to make a fresh batch! If you don't want to keep the Activator Base plugged in, write the expiration date on the back of the bottle.

If making multiple batches in succession, wait 30 seconds between cycles.

When the Spray Bottle is not in use, store upside down on a drying rack.



Empty capsules can be recycled

Tips

Eliminates the toughest odors - trash cans, sports equipment like pads & helmets, shoes, cat litter boxes, pet accidents.

Disinfects highchair trays, strollers, car seats with no rinsing needed. Pre-clean, then spray from a distance of 6-8 inches, wait 2 minutes, and the surface is disinfected. For Methicillin-resistant *Staphylococcus aureus* (MRSA) and/or Feline Calicivirus surrogate for Norovirus and/or Influenza A, wait 10 minutes, and the surface is disinfected.

Disinfects on-the-go - Great for germ* containing non-hard porous surfaces like on shopping carts, doorknobs, cars, and airplane seat areas.

*Germs: *Pseudomonas aeruginosa*, *Staphylococcus aureus*, *Salmonella enterica*, *Escherichia coli* (E. coli), *Listeria monocytogenes*, Methicillin Resistant *Staphylococcus aureus* - MRSA, Influenza A Virus, Strain A/Hong Kong/8/68, Feline Calicivirus, Strain F9

Color Code Guide for Light Ring

Blue: Your cleaner is being made.

Green: Your cleaner is ready.

Yellow: Your cleaner has two days remaining.

Half Red: The Appliance has not been properly filled with water and/or a Capsule.

All Red: The cleaner has expired or the electrolyzing process did not properly complete.

Troubleshooting

If nothing happens after pressing the Start Button, please unplug the Appliance, wait 20 seconds, then plug it back in and ensure that the plug is properly plugged in. Press Start Button again.

If the light ring around your Appliance is half red, the Appliance has not been properly filled with water and/or a Capsule. Check to make sure that the Appliance is filled to the line with cool water and that you squeezed 1 Activator Capsule into the Appliance.

If the light ring around your Appliance is all red after you have made a batch, the cleaner has expired. If the light ring around your Appliance is all red during the making process, the cycle did not properly complete. Unplug the power cord from the Appliance, pour out your solution and re-fill with water and the contents of one Activator Capsule. Re-plug the Appliance in and hit start. If you encounter the issue again, please contact our support team.

If at first the Spray Bottle won't dispense, pull the trigger a number of times until the Spray Bottle dispenses.

Need help? Please contact us. We want you to love your Force of Nature and are here to help!

Ordering Force of Nature Supplies

Force of Nature supplies can be purchased online.

Warranty

ONE-YEAR LIMITED WARRANTY

Force of Nature's warranty for this product is limited to the terms set forth below:

Force of Nature Warrants this product against defects in materials and workmanship under normal use for a period of ONE (1) YEAR from the date of retail purchase by the original end- user purchaser ("Warranty Period"). If a defect arises and a valid claim is received within the Warranty Period, at its option and to the extent permitted by law, Force of Nature will either (1) repair the product at no charge, using new or refurbished replacement parts, (2) exchange the product with a product that is new or which has been manufactured from new or serviceable used parts and is at least functionally equivalent to the original product, or (3) refund the purchase price of the product. When a refund is given, the product for which the refund is provided must be returned to Force of Nature and becomes Force of Nature's property.

ITEMS EXCLUDED FROM WARRANTY

This limited warranty does not cover: (a) Damage resulting from accident, alteration, abuse, misuse, flood, fire, earthquake, Acts of God, or other external causes; (b) Cosmetic damage, including scratches, dents, chips, or other damage to the finish of your product, unless such damage results from defects in materials or workmanship and is reported to Force of Nature within 30 days from the date of purchase; and (c) Damage caused by operating the product outside the permitted or intended uses described by Force of Nature.

This limited warranty does not cover commercial use of the Force of Nature.

Force of Nature is not responsible for damage arising from failure to follow instructions relating to the product's use.

DISCLAIMER OF IMPLIED WARRANTIES

FORCE OF NATURE'S RESPONSIBILITY IS LIMITED TO REPAIR OR REPLACEMENT AS DETERMINED BY FORCE OF NATURE IN ITS SOLE DISCRETION. ALL EXPRESS AND IMPLIED WARRANTIES, INCLUDING BUT NOT LIMITED TO ANY IMPLIED WARRANTIES AND CONDITIONS OF MERCHANTABILITY AND FITNESS FOR A PARTICULAR PURPOSE, ARE LIMITED IN TIME TO THE TERM OF THIS LIMITED WARRANTY. NO WARRANTIES, WHETHER EXPRESS OR IMPLIED, WILL APPLY AFTER THE EXPIRATION OF THE LIMITED WARRANTY PERIOD.

Some states do not allow limitations on how long an implied warranty lasts, so the above limitation may not apply to you. This limited warranty gives you specific rights, and you may also have other rights which vary from state to state.

LIMITATIONS OF REMEDIES, EXCLUSIONS OF INCIDENTAL AND CONSEQUENTIAL DAMAGES

YOUR SOLE AND EXCLUSIVE REMEDY UNDER THIS LIMITED WARRANTY SHALL BE PRODUCT REPAIR OR REPLACEMENT AS DETERMINED BY FORCE OF NATURE IN ITS SOLE DISCRETION. FORCE OF NATURE SHALL NOT BE LIABLE FOR INCIDENTAL OR CONSEQUENTIAL DAMAGES. Some states do not allow the exclusion or limitation of incidental or consequential damages, so the above limitation and exclusion may not apply to you. This limited warranty gives you specific legal rights, and you also may have other rights that vary from state to state.

OBTAINING WARRANTY SERVICE

During the Warranty Period, if a Product or one of its parts qualifies for replacement or service under the Warranty, Force of Nature requests that the consumer contact Force of Nature Consumer Support for further instructions on the Warranty claim process, to address the Warranty claim, or to otherwise address any steps to repair and/or replace the Product or part.

Force of Nature will send a pre-paid shipping label via email so that the Product may be sent to Force of Nature at no cost to the consumer. Upon receipt of the Product, Force of Nature may ship the replacement or contact the consumer with further information regarding repair options for the Product. Typical response time to address Warranty claims is up to 60 business days, plus shipping depending on the geographical location of the consumer and type of damage or the nature of such Warranty claim.

For additional protection of the Product and to ensure secure handling while the Product is being returned for any Warranty repair, Force of Nature recommends that consumers employ Force of Nature's shipping label or a traceable, insured delivery service. Force of Nature is not responsible for any damage while a Product is in transit or for the Products shipped by the consumer that are not received by Force of Nature or a designated Authorized Servicer.

WARRANTY NOTICE TO CALIFORNIA RESIDENTS ONLY

California residents may initiate Warranty service by calling Force of Nature Consumer Support toll-free at 1-888-985-8099. California law also provides that for any Warranty service for a Product, California residents have the option of returning the Product (a) to the retailer from which it was originally purchased or (b) to another retailer that sells the same Force of Nature Product, among other rights and consumer protections California residents need only supply their Proof of Purchase in each case above, or to contact Force of Nature for Warranty service, consumer should call Force of Nature Consumer Support for specific instructions. Force of Nature will only be responsible for the cost of repair, replacement or reimbursement and shipping and handling for such Products under its Warranty. A retail store to which a California Resident returns a Product for Warranty service may refer the customer to Force of Nature Authorized Servicer, replace the Product, or refund the purchase price less the amount directly attributable to the consumer's usage of the Product. If the above options do not result in the appropriate remedy to the consumer, the consumer may then take the Product to an independent repair facility if service or repair can be economically accomplished. Force of Nature, and not the consumer will be responsible for the reasonable costs of such service, repair replacement or reimbursement during the Warranty Period for the Product if such Product is subject to Force of Nature Limited Warranty.



Supplemental Information

Force of Nature Activator Capsules For Use with Force of Nature Appliance

DIRECTIONS FOR USE OF FORCE OF NATURE ACTIVATOR CAPSULE [TO GENERATE HYPOCHLOROUS ACID SOLUTION]

It is a violation of Federal Law to use this product in a manner inconsistent with its labeling. Users must follow all directions for use that are listed in the Force of Nature Appliance User Guide.

Note: Force of Nature Activator Capsules are for single use.

The Force of Nature Appliance is designed to use electricity, potable tap water and Force of Nature Activator Capsule to create HOCl (hypochlorous acid) solution. This conversion is accomplished using a process called electrolysis that employs an electrolytic cell. Force of Nature Appliance makes solution on demand as initiated by the User.

1. Ensure the rubber cover is covering the power jack on the back of the Appliance. Fill Appliance to the Fill Line on the back of bottle with cool water.
2. Remove the rubber cover and plug the power cord into the Appliance & into the outlet.
3. Squeeze in the full contents of 1 Activator Capsule.
4. Press Start button on the Appliance once & release. Blue lights will begin pulsing, then the lights will transition to green. The cleaner will be ready after the light ring is completely green, in about 9 minutes.
5. Unplug the Appliance and pour your cleaner into the Spray Bottle. Put spray-head on Spray Bottle. Rinse the Appliance with water before plugging it back in. Press the start button twice in rapid succession to start your solution status color light ring.

Note: Always ensure the rubber cover is covering the power jack when filling or emptying the Appliance.

This process generates a Hypochlorous Acid solution of 220 ppm Available Chlorine.

Users must refer to the directions for use of Hypochlorous acid solution for hard, non-porous surface disinfection.

PRECAUTIONARY STATEMENTS

Physical or Chemical Hazards: Force of Nature Activator Capsule content is not compatible with other chemicals such as bleach or hydrogen peroxide, or any other cleaner or disinfectant. **DO NOT MIX** Force of Nature Activator Capsules or Hypochlorous Acid solution with any other product.

Hazards to Humans and Domestic Animals:

CAUTION

Causes moderate eye irritation. Avoid contact with eyes. When handling the product, wear safety glasses or goggles if splashing is anticipated. Wash thoroughly with soap and water after handling and before eating, chewing gum, using tobacco or using the toilet.

First Aid: Call a poison control center or doctor for treatment advice. Have the product container or label with you when calling a poison control center, doctor or going for treatment. You may also contact the National Pesticide Information Center (NPIC) 1-800-858-7378 for emergency medical treatment.

If in eyes: Hold eye open and rinse slowly and gently with water for 15-20 minutes. Remove contact lenses, if present, after the first 5 minutes, then continue rinsing eye.

Hypochlorous Acid Solution
220 ppm Available Chlorine
Disinfectant for hard, non-porous surfaces
Kills bacteria
Cleans and Deodorizes
See Force of Nature User Guide for more information

DIRECTIONS FOR USE OF HYPOCHLOROUS ACID SOLUTION

It is a violation of Federal Law to use this product in a manner inconsistent with its labeling

Cleaning Directions for Use

To Clean hard, non-porous surfaces: Apply Force of Nature solution directly to sponge -or- cloth -or- rag -or- mop. Wipe surface completely. [Rinse] [Allow to air dry]

Disinfection of Hard, Non-Porous Surfaces using Force of Nature Solution Spray

To Clean, Disinfect and Deodorize Hard Non-Porous Surfaces:

Pre-clean surface. Spray Force of Nature disinfecting solution from a distance of 6-8 inches onto surface until thoroughly wet. Allow surface to remain visibly wet for 2 minutes. Wipe surface with clean cloth or towel or let air dry. For Methicillin-resistant *Staphylococcus aureus* [MRSA] and/or Feline Calicivirus surrogate for Norovirus and/or Influenza A, wait 10 minutes before wiping surface

Sanitization of Hard, Non-Porous Food Contact Surfaces using Force of Nature Solution Spray

To Clean and Sanitize Hard Non-Porous Food Contact Surfaces: Dilute [this product] [Force of Nature solution] 10% with water [10 parts Force of Nature Solution to 1 part water] to prepare a 200 ppm [FAC] [Available Chlorine] solution. May use chlorine test strips [to determine exact available chlorine concentration] [adjust to desired chlorine level] . Pre-clean surface. Spray Force of Nature solution from a distance of 6-8 inches onto surface until thoroughly wet. Allow surface to remain visibly wet for 1 minute. Wipe surface with clean cloth or towel or let air dry. No rinsing required.

Solution[s] are effective for up to 14 days from production date. After 14 days discard and refill bottle with fresh solution. Always use a Force of Nature approved spray bottle and label to identify product in use.

Solution can be used immediately upon production, or stored for up to 14 days in cool area out of direct sunlight in a closed Force of Nature approved spray bottle.

Force of Nature Disinfectant Solution[s] are intended for use in household, commercial, institutional, healthcare, dental office, veterinarian and hospitality housekeeping. It cleans and disinfects.

The Force of Nature Appliance is designed to use electricity, potable tap water and Force of Nature Activator Capsules to make an antimicrobial HOCl [hypochlorous acid] solution. This conversion is accomplished by using a process called electrolysis that employs the use of an electrolytic cell. Force of Nature Electrolyzed Water Appliance will make solution per demand and only require Consumer input when making solution.

The Force of Nature Appliance is designed for use on food contact and non-food contact hard non-porous surfaces in:

- ☐ Commercial buildings and floors
- ☐ Daycares, Pre-Schools, Schools, universities, and other campus facilities.
- ☐ Hotel, motel, casino and other hospitality housekeeping, venues
- ☐ High-touch areas and surfaces including but not limited to door handles, door knobs, tabletops, countertops, television, television remotes, video game controllers, chairs, headboards, sinks, faucets etc.
- ☐ Homes, hospitals, dentist offices, assisted living facilities, long term care facilities, nursing homes, medical clinics, military facilities, medical offices, veterinary facilities, animal research facilities, cruise ships, farms, laboratories classrooms, food processing facilities, restaurants, hotels, motels, etc.
- ☐ Animal Premises. Animal grooming Facilities, Animal Housing Facilities, Animal Life Science Laboratories, and Kennels. Remove all animals and feed from area before use.
- ☐

Pre-clean surface before applying solution. Spray solution from a distance of 6-8 inches onto hard, non-porous surfaces until thoroughly wet. Allow surface to remain visibly wet for the appropriate time per table below. Wipe surface dry if desired after the appropriate time with a clean microfiber, cotton, disposable paper towel, sponge, cloth or other wipes. No rinsing necessary.

Pathogen	Strain	Contact Time
Organisms Supported for Disinfection		
Pseudomonas aeruginosa	ATCC 15442	2 min
Staphylococcus aureus	ATCC 6538	2 min
Salmonella enterica	ATCC 10708	2 min
Escherichia coli (E. coli)	ATCC 11229	2 min
Listeria monocytogenes	ATCC 19117	2 min
Methicillin-resistant Staphylococcus aureus (MRSA)	ATCC 33592	10 min
Feline Calicivirus surrogate for Norovirus	VR-782	10 min
Influenza A virus	VR-544	10 min
Organisms Supported for Sanitization		
Salmonella enterica subspecies enterica serovar Typhi	ATCC 6539	1 min

GENERAL CLAIMS

Leaves no chemical residue

Kills 99.9% of germs* including Staph, MRSA, Salmonella enterica, Listeria monocytogenes and the viruses that cause flu^T

Kills 99.9% of bacteria

Multi-purpose cleaner works on virtually any hard non-porous surface

Tough on Germs*

Rinse free disinfectant

Kills Flu Viruses^T

Kills 99.9% of germs* on virtually any hard non-porous surface

Qualifiers

* Germs List

Pseudomonas aeruginosa, Staphylococcus aureus, Salmonella enterica, Escherichia coli (E. coli), Listeria monocytogenes, Methicillin Resistant Staphylococcus aureus (MRSA), Influenza A Virus Strain A/Hong Kong/8/68, Feline Calicivirus Strain F9

** Viruses List

Influenza A Virus Strain A/Hong Kong/8/68, Feline Calicivirus Strain F9

^T Flu Viruses List

Influenza A Virus Strain A/Hong Kong/8/68

Use Sites For use on hard, non-porous surfaces

<p>Around Toilet Areas Around Toilet external surfaces Automobiles Animal Equipment</p> <p>Bathtubs [tubs] Booster chairs Bouncy seats [Bath]tubs Bathroom [countertops] Bathroom [surfaces] Beverage bars Blinds</p> <p>Door Handles Doorknobs Doors Drainboards Dryers [Kitchen] Appliances [Kitchen] [Bathroom] Sinks Humidifiers external surfaces</p> <p>Straw cups Water bottles Lunchboxes Backpacks Bath toys</p> <p>Mops Patio [deck] furniture Camping gear Sports gear</p>	<p>Boat interiors</p> <p>Cabinet Handles Cabinets Can openers Cars Car interiors Changing tables [areas] [Computer] Keyboards Counter Countertops Car interiors Cupboards Diaper pails Dining Room Tables Restaurant tables Bar tables Bar counters Dish Racks Dishwashers Glazed Ceramic Glazed Tile Chrome Corian Food Contact Surfaces-hard non-porous. Food Preparation [surfaces] [areas] Food serving areas Food trays Freezers Grills Grocery Carts [Grocery] Checkout Areas Handrails Inside Dishwasher[s]</p>
---	---

Use Sites For use on hard, non-porous surfaces

<p>Inside refrigerators after warming to room temperature. Refrigerator exteriors Microwave exteriors Restrooms Shower [Faucets] [Doors] [Handles] [Fixtures] [Walls] [Floors] Sink [Faucets] [fixtures] [Handles] Soap Dispensers Storage Areas Stovetops at room temperature Steering wheel hard non-porous surfaces Thermos Toasters Toilet external surfaces [flushhandles] [seats] Shower curtains Inside Washing Machines Garbage [trash] cans Waste baskets Floors Orthotics Kitchen counter tops [Kitchen] [dining room] Tables Kitchen surfaces hard non-porous Kitchen tools Laundry Rooms Light Switches Litter box Makeup brushes [& sponges] Medicine Dropper</p> <p>Range tops [Salad bar] Sneeze Guards Snack counters Bathroom Fixtures Bath Tub Bed heads and frames Bedpans Hard, Non-Porous Surface Cabinets Ceilings Hard, Non-Porous Chairs Classroom Desks Computer Monitors and Keyboards Hard, Non-Porous Countertops Counters Dental Countertops Dental Operatory Surfaces Dental Chairs Drinking water fountain Diaper pails Elevators Faucets Fixtures Floors Sinks Stall Doors Stretchers Tables Exterior surface of Toilets Toilet Seats</p>	<p>Inside freezers after warming to room temperature Inside microwaves at room temperature Sports gear plastic helmets Sports gear plastic pads Sports gear plastic gloves Newborn nurseries Neonatal nurseries Neti Pots external surfaces Oven doors Ovens at room temperature</p> <p>Baby [Children's] [Kiddie] [wading] pools Pet Bowl[s] [Areas] Pet Feeding Dishes Pet Cages [crates] Plastic Pet Toys Piano Keys Plastic Cutting Boards* Plastic Patio Furniture Potty-Chair[s] [Seats] Range hoods Recycling Bins Food Contact Surfaces-hard non- porous Food Preparation [surfaces] [areas] Food serving areas Food trays Freezers at room temperature Grills at room temperature Glass Garbage or Trash Cans/Pails Gurneys Hampers</p> <p>Frequently Touched Spots Keyboards Lamps Light Lens Covers Linoleum Mirrors Patient Chairs Plastic Mattress Covers Reception Counters, Desk and Areas Shelves Showers</p> <p>Plastic shower curtains Towel Dispensers Exterior of Urinals Walls Wash Basins Dairy cases Wheel Chairs Bed Rails and Frames Hard Non-Porous Surfaces in Veterinary and Animal Research Labs Troughs</p>
--	---

USE LOCATIONS For use on hard non-porous surfaces

Airplanes	Locker Rooms
Ambulances	Malls
Assisted Living Facilities	Manufacturing Facilities Manufacturing Plants
Blood Banks	Medical Clinics
Boats	Military Installation and Facilities Nursery
Buses	Schools
Businesses	Nursing Stations
CAT Laboratories	Locker Rooms
Casinos	Yoga studios
Colleges	Pharmacies
Commercial Buildings	Physical Therapy Rooms or Areas
Convenience Stores	Private Facilities
Cruise Liners / Ships Churches	Processing Plants
Daycare Facilities	Public Areas
Dentist [Dental] Offices	Wineries / Breweries
Dentist [Dental] Chairs	X Ray rooms
Dental Operatory Rooms	Yachts
Doctor Offices	Radiology or X-Ray Rooms or Areas
Dormitories	Retail Stores
Emergency Rooms Facilities	Restaurants
Factories	Restrooms and or Rest Areas
Fountains	Shelters
Funeral Homes	Office Buildings
Gas Stations	Orthopedics
Government Facilities	Veterinary Environments and Animal Equipment
Grocery Stores	Automatic Feeders
Gyms	Cages / Pens
Hotels	Veterinary Environments and Animal Research
Hospital Facilities	Labs
Healthcare Facilities	Pet Areas
Health Clubs Facilities	Pet Shops and Stores
Home care facilities	Small Animal Facilities
Industrial Facilities	Veterinary and/or Animal Hospitals
Institutional Buildings	Veterinary Clinics or Facilities
Intensive Care Units	Veterinary Offices
Kitchens	Animal Research Labs
Laboratories	Veterinary Clinics
Laundromats	Veterinary Stores
	Veterinary Hospitals

STORAGE AND DISPOSAL

Do not contaminate water, food or feed by storage or disposal or cleaning of equipment.

Pesticide Storage: Store in a closed plastic container in a cool, dry area away from heat and sunlight to avoid deterioration. Do not store near easily oxidizable materials acids and reducers. In case of spill, flush area with large quantities of water.

Pesticide Disposal: Wastes resulting from the use of this product must be disposed of on-site or at an approved waste disposal facility. Product or rinsates that cannot be used must be diluted with water before disposal in a sanitary sewer.

Container Handling: Refillable container. Refill container with Force of Nature solution only. Do not reuse this container for any other purpose. Cleaning before refilling is the responsibility of the refiller. Cleaning the container before final disposal is the responsibility of the person disposing the container. To clean the container before final disposal fill container half way with water and shake vigorously. Dispose of rinsate as pesticide waste. Repeat this rinsing procedure two more times. Then offer for recycling or puncture and dispose of in a sanitary landfill, or by incineration, or by procedures allowed by state and local authorities.

Force of Nature PRO Quick Start Guide

We've got you covered for just about any area in your business that needs cleaning, sanitizing and disinfecting.

TO CLEAN
Spray the surface or cloth,
then wipe surface.

TO SANITIZE
Clean the surface and
spray until thoroughly wet.
Wait 1 minute and then wipe.

TO DISINFECT
Clean the surface and
spray until thoroughly wet.
Wait 10 minutes and then
wipe the surface or let air
dry naturally.

Cleaning and Disinfecting Tips

GLASS AND STAINLESS STEEL Force of Nature doesn't contain drying accelerants like ammonia or alcohol-based products. Spray then wipe with a clean dry cloth or paper towel until the surface is dry.

SOAP SCUM Soap scum builds up in layers, so depending on build up and surface porosity, you may need a mild abrasive with a scrub brush the first couple of times to break down the layers.

DEODORIZING To stop odors, spray the source of the odor thoroughly.

GREASE AND OIL To cut heavy grease, saturate surface then wipe thoroughly with a clean dry cloth or paper towel. If you have a lot of grease, spray, then let sit two minutes before wiping.

COLORFAST RUGS, FURNITURE, CLOTHING Always first test in an inconspicuous spot to ensure the item is truly colorfast. As with any stain remover, the sooner you treat the stain the better. Don't use on fabric that says "use non-chlorine bleach only".

Use on these surfaces and more:

- | | | |
|-------------------|--------------|---------------|
| + Glass | + Porcelain | + Rubber |
| + Sealed stone | + Plastic | + Vinyl |
| + Stainless steel | + Concrete | + Rugs |
| + Laminate | + Acrylic | + Whiteboards |
| + Wood | + Fiberglass | |

FLOORS Force of Nature is a great way to clean floors because you don't have to rinse. If your floors are made from a material other than wood, sealed stone, porcelain, ceramic, vinyl or laminate, first test in an inconspicuous spot. Apply Force of Nature solution directly to a sponge, cloth, rag or mop and then wipe the surface.



QUICK START GUIDE

In This Box


Pro Electrolyzer Appliance, 3 Spray Bottles,
Power Cord, 10 Pro Activator Capsules, Quick Start Guide,
User Manual/Supplemental Information





Force of Nature PRO Quick Start Guide


How to Make Your Cleaner


You can make 32 oz or 64 oz at a time, so first decide which amount you'd like to make.

- 

1 Fill the Pro Appliance with cool water to the desired fill line.
- 

2 Plug the power cord into the Pro Appliance and into the outlet.
- 

3 32 oz: Squeeze in the full contents of one Pro Activator Capsule.
64 oz: Squeeze in the full contents of two Pro Activator Capsules.
- 

4 Press the start button corresponding to the amount of cleaner you want to make. Blue lights will begin pulsing, and the lights will begin to transition to green as the cycle continues. The cleaner will be ready after the light ring is completely green.
- 

5 Unplug the Pro Appliance and pour your Force of Nature cleaner into the spray bottles. Rinse the Pro Appliance with water before plugging it back in. Press the start button twice in rapid succession to start your day counter.

Electrolyzer Color Light Codes



BLUE
Your cleaner is being made.



HALF RED
The Electrolyzer has not been properly filled with water and/or a Capsule



GREEN
Your cleaner is ready.



ALL RED
The cleaner has expired or the electrolyzing process did not properly complete.



YELLOW
Your cleaner has two days remaining.

Day Counter

Force of Nature maintains its cleaning power for two weeks. To help you keep track of time, there is a light ring around the bottom of the Electrolyzer. Every two days, one section of the green lights will shut off. When you have only two days left, the one remaining green light will turn to yellow. At day 14, the entire base will be red, indicating your cleaner has expired — time to make a fresh batch!



DAY 1



DAY 3



DAY 12



DAY 14+

*Note: If you don't want to keep Force of Nature plugged in, you can write the expiration date with a non-permanent marker in the space on the back of the Spray Bottle. Store your cleaner at room temperature away from direct sunlight.

Maintenance

Water contains minerals such as calcium and magnesium. These minerals can accumulate on the Force of Nature Pro Electrolyzer resulting in device failure. To ensure optimal Force of Nature Pro Electrolyzer performance, we recommend descaling the Electrolyzer after every 500 Force of Nature Pro Activator Capsules, or every three months, whichever comes first.

DESCALING PROCEDURE

1. Unplug and drain your Force of Nature Pro Electrolyzer
2. Add 32 oz white vinegar (5%)
3. Let the vinegar soak for two hours
4. Discard the vinegar
5. Fill the Force of Nature Pro Electrolyzer with water and swirl it around to rinse
6. Discard the water

Review the User Manual before using this product.

Force of Nature is a sanitizer and disinfectant that kills 99.9% of germs when used as directed, including Staph, E. coli, MRSA, Norovirus, Salmonella, Listeria, Pseudomonas, and Influenza A.



Force of Nature Pro Appliance
For Use with Force of Nature Pro Activator Capsules

User Guide & Supplemental Information

HCI Cleaning Products, LLC
PO Box 1145
Westford, MA 01886

Page 2 intentionally left blank

Thank you for purchasing Force of Nature Pro!

Introduction

This kit contains:

- ☐ Electrolyzer Pro Appliance & power cord
- ☐ 3 Spray Bottles
- ☐ 10 Pro Activator Capsules
 - You'll use 1 or 2 Pro Activator Capsules each time you make your multi-purpose cleaner and disinfectant, depending on batch size.
- ☐ Quick Start Guide
- ☐ User Guide

Please read this entire guide before using your Force of Nature Appliance

Table of Contents

Introduction	3
Warnings	5-7
Operating Instructions	7-8
Color Code Guide	8-9
Maintenance	9
Troubleshooting	10-11
Ordering Force of Nature Supplies	11
Warranty	12-14
Supplemental Information	15-21

Warnings



Important safety instructions

Read all instructions before using this product.



Caution: To reduce the risk of fire, electrical shock, damage to the product or injury:

The Force of Nature Pro appliance is only designed for use in a 110/120/240V outlet.

To avoid electric shock, do not touch the Pro Appliance with wet hands.

If the cord or plug appears damaged, return the cord to Force of Nature by emailing us and we will replace it.

Power only with included 40V power supply from Merryking, model: MKJ-4000250C8

Any attempts to repair the Force of Nature Pro Appliance without written permission from Force of Nature will void the warranty and could cause personal injury to the consumer and/or result in severe damage to the unit.

Do not pull, carry, lift or drag the Pro Appliance by the power cord. Remove the power plug from its outlet by grasping the plug itself and pulling gently.

Use only for cleaning and disinfecting. Do not consume electrolyzed water. Use only in well-ventilated areas.

Avoid contact with eyes. If in eyes, rinse well with water. If irritation persists, seek medical attention.

This product should not affect skin. However, if skin becomes irritated, rinse skin with plenty of water. If irritation persists, seek medical attention.

Do not use to formulate your own homemade cleaner or disinfectant.

Do not clean the Force of Nature bottles with anything but tap water.



Caution: To ensure proper solution concentrations and disinfecting activity, follow these instructions:

Do not leave Force of Nature cleaner and disinfectant solution in the Pro Appliance. ALWAYS POUR SOLUTION INTO A SPRAY BOTTLE IMMEDIATELY AFTER COMPLETION OF A CYCLE.

Use Force of Nature multi-purpose cleaner and disinfectant within 14 days after making it. Discard left over solution after 14 days and rinse only with tap water before running a new cycle. Force of Nature maintains its efficacy for 2 weeks. To help you keep track of time, there is a green light around the bottom of the Pro Appliance. After the 2 weeks are up, the light will turn red to remind you to make a fresh batch. If you don't want to keep your Pro Appliance plugged in, write the expiration date on the back of the Spray Bottle.

Add only the required number of Pro Activator Capsules per batch. Do not run more than one cycle per batch of cleaner and disinfectant solution.

Do not use cleaner prior to light ring on Pro Appliance turning completely green.

To Clean

- ☐ Spray the surface -or- cloth -or- sponge -or- rag -or-mop. Wipe the surface completely. [Rinse} [Allow to air dry].

To Sanitize Food Contact Surfaces

- ☐ Dilute [this product] [Force of Nature solution] 10% with water [10 parts Force of Nature Solution to 1 part water] to prepare a 200 ppm [FAC] [Available Chlorine] solution.
- ☐ Clean the surface
- ☐ Spray the surface from a distance of 6-8 inches until thoroughly and visibly wet.
- ☐ Wait one minute and then wipe the surface with a clean cloth or towel. No rinsing required.

To Disinfect:

- ☐ Clean the surface.
- ☐ Spray the surface from a distance of 6-8 inches until thoroughly and visibly wet.
- ☐ Wait 2 minutes and then wipe the surface with a clean cloth or towel or let air dry. For Methicillin-resistant Staphylococcus aureus [MRSA] and/or Feline Calicivirus surrogate for Norovirus and/or Influenza A, wait 10 minutes before wiping surface with a clean cloth or towel].

Store Force of Nature multi-purpose cleaner and disinfectant in the Spray Bottle at room temperature away from direct sunlight.

Operating Instructions

1. Fill the Pro Appliance with cool water to the desired Fill Line.
2. Plug the power cord into the Pro Appliance and into the outlet.
3. Squeeze in the full contents of one 10ml Pro Activator Capsule if you are creating 32 oz of cleaner, or two 10ml Pro Activator Capsules if you are creating 64 oz of cleaner. Wait 10 seconds for the Activator Capsule solution to disperse.
4. Press the Start button corresponding to the amount of cleaner you want to make: push the button labeled 1 for 32 oz, or the button labeled 2 for 64 oz. Blue lights will begin pulsing, and the lights will begin to transition to green as the cycle continues. The cleaner will be ready after the light ring is completely green.
5. Unplug the Pro Appliance and pour your Force of Nature cleaner into the Spray Bottles. Rinse the Pro Appliance with water before plugging it back in. Press the start button twice in rapid succession to start your day counter.

Force of Nature maintains its efficacy for 2 weeks (14 days). To help you keep track of time, there is a light ring around the bottom of the Pro Appliance that will be green when you first make your cleaner. When you have only 2 days left, the light ring will turn to yellow. At day 14, the light ring will be red, indicating your cleaner has expired – time to make a fresh batch! If you don't want to keep the Pro Appliance plugged in, write the expiration date on the back of the bottle.

When the Spray Bottle is not in use, store upside down on a drying rack.



Empty capsules can be recycled

Color Code Guide for Light Ring

Blue: Your cleaner and disinfectant solution is being made.

Green: Your cleaner and disinfectant solution is ready.

Yellow: Your cleaner and disinfectant solution has two days remaining.

Half Red: The Pro Appliance has not been properly filled with water and/or the proper number of Capsules.

All Red: The cleaner and disinfectant solution has expired or the electrolyzing process did not properly complete.

Maintenance

Water contains minerals such as Calcium and Magnesium. These minerals can accumulate on the Force of Nature Pro Electrolyzer resulting in device failure. To ensure optimal Force of Nature Pro Electrolyzer performance, we advise descaling the Electrolyzer after every 500 Force of Nature Pro Activator Capsules, or every 3 months, whichever comes first.

Descaling Procedure:

1. Unplug and drain your Force of Nature Pro Electrolyzer
2. Add 32 oz white vinegar (5%)
3. Let the vinegar soak for 2 hours
4. Discard the vinegar
5. Fill the Force of Nature Pro Electrolyzer with water and swirl it around to rinse
6. Discard the water

Troubleshooting

If nothing happens after pressing the desired Start Button:

Unplug the Pro Appliance, wait 20 seconds, then plug it back in at both the outlet and in back of the appliance. Press desired Start Button again. If no response, plug the Pro Appliance into a different outlet and try again.

If the light ring around your Pro Appliance is half red:

The Pro Appliance has not been properly filled with water and/or the appropriate number of 10 ml Pro Activator Capsule(s). Check to make sure that the Pro Appliance is filled to the desired Fill Line with cool water and that you added the corresponding required Pro Activator Capsule(s): One Pro Activator Capsule for Fill Line 1, or 2 Pro Activator Capsules for Fill Line 2.

If the light ring around your Pro Appliance is all red after you have made a batch:

The cleaner has expired. If the light ring around your Pro Appliance is all red during the making process, the cycle did not properly complete. Unplug the power cord from the Pro Appliance, pour out your solution and re-fill with water to the desired Fill Line. Add the contents of one Pro Activator Capsule for Fill Line 1, or two Pro Activator Capsules for Fill Line 2. Re-plug the Pro Appliance in and press the desired Start Button. If you encounter the issue again, please contact our support team.

If at first the Spray Bottle won't dispense:

Pull the trigger a number of times until the Spray Bottle dispenses. Also ensure you have opened the nozzle of the spray head by twisting it counter-clockwise to open.

Ordering Force of Nature Supplies

Force of Nature supplies can be purchased online or by contacting a local distributor/reseller.

Warranty

ONE-YEAR LIMITED WARRANTY

Force of Nature's warranty for this product is limited to the terms set forth below:

Force of Nature Warrants this product against defects in materials and workmanship under normal use for a period of ONE (1) YEAR from the date of purchase by the original end- user purchaser ("Warranty Period"). If a defect arises and a valid claim is received within the Warranty Period, at its option and to the extent permitted by law, Force of Nature will either (1) repair the product at no charge, using new or refurbished replacement parts, (2) exchange the product with a product that is new or which has been manufactured from new or serviceable used parts and is at least functionally equivalent to the original product, or (3) refund the purchase price of the product. When a refund is given, the product for which the refund is provided may need to be returned to Force of Nature and becomes Force of Nature's property.

ITEMS EXCLUDED FROM WARRANTY

This limited warranty does not cover: (a) Damage resulting from accident, alteration, abuse, misuse, flood, fire, earthquake, Acts of God, or other external causes; (b) Cosmetic damage, including scratches, dents, chips, or other damage to the finish of your product, unless such damage results from defects in materials or workmanship and is reported to Force of Nature within 30 days from the date of purchase; and (c) Damage caused by operating the product outside the permitted or intended uses described by Force of Nature.

Force of Nature is not responsible for damage arising from failure to follow instructions relating to the product's use.

DISCLAIMER OF IMPLIED WARRANTIES

FORCE OF NATURE'S RESPONSIBILITY IS LIMITED TO REPAIR OR REPLACEMENT AS DETERMINED BY FORCE OF NATURE IN ITS SOLE DISCRETION. ALL EXPRESS AND IMPLIED WARRANTIES, INCLUDING BUT NOT LIMITED TO ANY IMPLIED WARRANTIES AND CONDITIONS OF MERCHANTABILITY AND FITNESS FOR A PARTICULAR PURPOSE, ARE LIMITED IN TIME TO THE TERM OF THIS LIMITED WARRANTY. NO WARRANTIES, WHETHER EXPRESS OR IMPLIED, WILL APPLY AFTER THE EXPIRATION OF THE LIMITED WARRANTY PERIOD.

Force of Nature Pro User Guide & Supplemental Information

Some states, territories, or provinces do not allow limitations on how long an implied warranty lasts, so the above limitation may not apply to you. This limited warranty gives you specific rights, and you may also have other rights which vary depending upon your location.

LIMITATIONS OF REMEDIES, EXCLUSIONS OF INCIDENTAL AND CONSEQUENTIAL DAMAGES

YOUR SOLE AND EXCLUSIVE REMEDY UNDER THIS LIMITED WARRANTY SHALL BE PRODUCT REPAIR OR REPLACEMENT AS DETERMINED BY FORCE OF NATURE IN ITS SOLE DISCRETION. FORCE OF NATURE SHALL NOT BE LIABLE FOR INCIDENTAL OR CONSEQUENTIAL DAMAGES.

Some states, territories, or provinces do not allow the exclusion or limitation of incidental or consequential damages, so the above limitation and exclusion may not apply to you. This limited warranty gives you specific legal rights, and you also may have other rights that vary depending upon your location.

OBTAINING WARRANTY SERVICE

During the Warranty Period, if a Product or one of its parts qualifies for replacement or service under the Warranty, Force of Nature requests that the customer contact Force of Nature Consumer Support for further instructions on the Warranty claim process, to address the Warranty claim, or to otherwise address any steps to repair and/or replace the Product or part.

Force of Nature will send a pre-paid shipping label via email so that the Product may be sent to Force of Nature at no cost to the customer. Upon receipt of the Product, Force of Nature may ship the replacement or contact the customer with further information regarding repair options for the Product. Typical response time to address Warranty claims is up to 60 business days, plus shipping depending on the geographical location of the customer and type of damage or the nature of such Warranty claim.

For additional protection of the Product and to ensure secure handling while the Product is being returned for any Warranty repair, Force of Nature recommends that customers employ Force of Nature's shipping label or a traceable, insured delivery service if directed. Force of Nature is not responsible for any damage while a Product is in transit or for the Products shipped by the consumer that are not received by Force of Nature or a designated Authorized Servicer.

WARRANTY NOTICE TO CALIFORNIA RESIDENTS ONLY

California residents may initiate Warranty service by calling Force of Nature Customer Support toll-free at 1-888-985-8099. California law also provides that for any Warranty service for a Product, California residents have the option of returning the Product (a) to the seller from which it was originally purchased or (b) to another seller that sells the same Force of Nature Product, among other rights and consumer protections California residents need only supply their Proof of Purchase in each case above, or to contact Force of Nature for Warranty service, customer should call Force of Nature Customer Support for specific instructions. Force of Nature will only be responsible for the cost of repair, replacement or reimbursement and shipping and handling for such Products under its Warranty. A seller to which a California Resident returns a Product for Warranty service may refer the customer to Force of Nature Authorized Servicer, replace the Product, or refund the purchase price less the amount directly attributable to the customer's usage of the Product. If the above options do not result in the appropriate remedy to the customer, the customer may then take the Product to an independent repair facility if service or repair can be economically accomplished. Force of Nature, and not the customer will be responsible for the reasonable costs of such service, repair replacement or reimbursement during the Warranty Period for the Product if such Product is subject to Force of Nature Limited Warranty.



Supplemental Information

Force of Nature Pro Activator Capsules For Use with Force of Nature Pro Appliance

DIRECTIONS FOR USE OF FORCE OF NATURE ACTIVATOR CAPSULE [TO GENERATE HYPOCHLOROUS ACID SOLUTION]

It is a violation of Federal Law to use this product in a manner inconsistent with its labeling. Users must follow all directions for use that are listed in the Force of Nature Pro Appliance User Guide.

Note: Force of Nature Pro Activator Capsules are for single use.

The Force of Nature Pro Appliance is designed to use electricity, potable tap water and Force of Nature Pro Activator Capsule to create HOCl (hypochlorous acid) solution. This conversion is accomplished using a process called electrolysis that employs an electrolytic cell. Force of Nature Pro Appliance makes solution on demand as initiated by the User.

1. Fill the Pro Appliance with cool water to the desired Fill Line.
2. Plug the power cord into the Pro Appliance and into the outlet.
3. Squeeze in the full contents of one 10ml Pro Activator Capsule if you are creating 32 oz of cleaner, or two 10ml Pro Activator Capsules if you are creating 64 oz of cleaner. Wait 10 seconds for the Activator Capsule solution to disperse.
4. Press the Start button corresponding to the amount of cleaner you want to make: push the button labeled 1 for 32 oz, or the button labeled 2 for 64 oz. Blue lights will begin pulsing, and the lights will begin to transition to green as the cycle continues. The cleaner will be ready after the light ring is completely green.
5. Unplug the Pro Appliance and pour your Force of Nature cleaner into the Spray Bottles. Rinse the Pro Appliance with water before plugging it back in. Press the start button twice in rapid succession to start your day counter.

This process generates a Hypochlorous Acid solution of 220 ppm Available Chlorine. Users must refer to the directions for use of Hypochlorous acid solution for hard, non-porous surface disinfection.

PRECAUTIONARY STATEMENTS

Physical or Chemical Hazards: Force of Nature Activator Capsule content is not compatible with other chemicals such as bleach or hydrogen peroxide, or any other cleaner or disinfectant. DO NOT MIX Force of Nature Activator Capsules or Hypochlorous Acid solution with any other product.

Hazards to Humans and Domestic Animals:

CAUTION

Causes moderate eye irritation. Avoid contact with eyes. When handling the product, wear safety glasses or goggles if splashing is anticipated. Wash thoroughly with soap and water after handling and before eating, chewing gum, using tobacco or using the toilet.

First Aid: Call a poison control center or doctor for treatment advice. Have the product container or label with you when calling a poison control center, doctor or going for treatment. You may also contact the National Pesticide Information Center (NPIC) 1-800-858-7378 for emergency medical treatment.

If in eyes: Hold eye open and rinse slowly and gently with water for 15-20 minutes. Remove contact lenses, if present, after the first 5 minutes, then continue rinsing eye.

Hypochlorous Acid Solution

220 ppm Available Chlorine

Disinfectant for hard, non-porous surfaces

Kills bacteria

Cleans and Deodorizes

See Force of Nature User Guide for more information

DIRECTIONS FOR USE OF HYPOCHLOROUS ACID SOLUTION

It is a violation of Federal Law to use this product in a manner inconsistent with its labeling

Cleaning Directions for Use

To Clean hard, non-porous surfaces: Apply Force of Nature solution directly to sponge -or- cloth -or- rag -or- mop. Wipe surface completely. [Rinse] [Allow to air dry]

Disinfection of Hard, Non-Porous Surfaces using Force of Nature Solution Spray

To Clean, Disinfect and Deodorize Hard Non-Porous Surfaces:

Pre-clean surface. Spray Force of Nature disinfecting solution from a distance of 6-8 inches onto surface until thoroughly wet. Allow surface to remain visibly wet for 2 minutes. Wipe surface with clean cloth or towel or let air dry. For Methicillin-resistant Staphylococcus aureus [MRSA] and/or Feline Calicivirus surrogate for Norovirus and/or Influenza A, wait 10 minutes before wiping surface with clean cloth or towel.

Sanitization of Hard, Non-Porous Food Contact Surfaces using Force of Nature Solution Spray

To Clean and Sanitize Hard Non-Porous Food Contact Surfaces: Dilute [this product] [Force of Nature solution] 10% with water [10 parts Force of Nature Solution to 1 part water] to prepare a 200 ppm [FAC] [Available Chlorine] solution. May use chlorine test strips [to determine exact available chlorine concentration] [adjust to desired chlorine level]. Pre-clean surface. Spray Force of Nature solution from a distance of 6-8 inches onto surface until thoroughly wet. Allow surface to remain visibly wet for 1 minute. Wipe surface with clean cloth or towel or let air dry. No rinsing required.

Solution(s) are effective for up to 14 days from production date. After 14 days discard and refill bottle with fresh solution. Always use a Force of Nature approved spray bottle and label to identify product in use.

Solution can be used immediately upon production, or stored for up to 14 days in cool area out of direct sunlight in a closed Force of Nature approved spray bottle.

Force of Nature Pro User Guide & Supplemental Information

Force of Nature Disinfectant Solution(s) are intended for use in household, commercial and institutional uses and settings. It cleans, deodorizes, sanitizes and disinfects.

The Force of Nature Pro Appliance is designed to use electricity, potable tap water and Force of Nature Activator Capsules to make an antimicrobial HOCl [hypochlorous acid] solution. This conversion is accomplished by using a process called electrolysis that employs the use of an electrolytic cell. Force of Nature Electrolyzed Water Device will make solution per demand and only require User input when making solution.

The Force of Nature Pro Appliance Solution is designed for use on hard non-porous surfaces in:

- Commercial buildings and floors
- Daycares, Pre-Schools, Schools, universities, and other campus facilities.
- Hotel, motel, casino and other hospitality housekeeping, venues
- High-touch areas and surfaces including but not limited to door handles, door knobs, tabletops, countertops, television, television remotes, video game controllers, chairs, headboards, sinks, faucets etc.
- Homes, hospitals, dentist offices, assisted living facilities, long term care facilities, nursing homes, medical clinics, military facilities, medical offices, veterinary facilities, animal research facilities, cruise ships, farms, laboratories classrooms, food processing facilities, restaurants, hotels, motels, etc.
- Animal Premises. Animal grooming Facilities, Animal Housing Facilities, Animal Life Science Laboratories, and Kennels. Remove all animals and feed from area before use.

Pre-clean surface before applying solution. Spray solution on hard, non-porous surfaces until thoroughly wet. Spread solution with a microfiber, cotton, disposable paper towel, sponge, cloth or other wipes. Allow surface to remain visibly wet for the appropriate time per table below. Wipe surface dry with clean cloth or towel if desired after the appropriate time. No rinsing necessary.

Pathogen	Strain	Contact Time
Organisms Supported for Disinfection		
Pseudomonas aeruginosa	ATCC 15442	2 min
Staphylococcus aureus	ATCC 6538	2 min
Salmonella enterica	ATCC 10708	2 min
Escherichia coli [E. coli]	ATCC 11229	2 min
Listeria monocytogenes	ATCC 19117	2 min
Methicillin-resistant Staphylococcus aureus [MRSA]	ATCC 33592	10 min
Feline Calicivirus surrogate for Norovirus	VR-782	10 min
Influenza A virus	VR-544	10 min
Organisms Supported for Sanitization		
Salmonella enterica subspecies enterica serovar Typhi	ATCC 6539	1 min

GENERAL CLAIMS

Leaves no chemical residue

Kills 99.9% of germs* including Staph, MRSA, Salmonella enterica, Listeria monocytogenes and the viruses that cause flu^T

Kills 99.9% of bacteria

Multi-purpose cleaner works on virtually any hard non-porous surface

Tough on Germs*

Rinse free disinfectant

Kills Flu Viruses^T

Kills 99.9% of germs* on virtually any hard non-porous surface

Qualifiers

* Germs List

Pseudomonas aeruginosa, Staphylococcus aureus, Salmonella enterica, Escherichia coli [E. coli], Listeria monocytogenes, Methicillin Resistant Staphylococcus aureus – MRSA, Influenza A Virus Strain A/Hong Kong/8/68, Feline Calicivirus Strain F9

** Viruses List

Influenza A Virus Strain A/Hong Kong/8/68, Feline Calicivirus Strain F9

^T Flu Viruses List

Influenza A Virus Strain A/Hong Kong/8/

Use Sites For use on hard, non-porous surfaces

<p>Around Toilet Areas Around Toilet external surfaces Automobiles Animal Equipment</p> <p>Baby bathtubs [tubs] Booster chairs Bouncy seats [Bath]tubs Bathroom [countertops] Bathroom [surfaces] Beverage bars Blinds</p> <p>Door Handles Doorknobs Doors Drainboards Dryers [Kitchen] Appliances [Kitchen] [Bathroom] Sinks Humidifiers external surfaces</p> <p>Straw cups Water bottles Lunchboxes Backpacks Bath toys</p> <p>Mops Patio [deck] furniture Camping gear Sports gear</p>	<p>Boat interiors</p> <p>Cabinet Handles Cabinets Can openers Cars Car interiors Changing tables [areas] [Computer] Keyboards Counter Countertops Car interiors Cupboards Diaper pails Dining Room Tables Restaurant tables Bar tables Bar counters Dish Racks Dishwashers Glazed Ceramic Glazed Tile Chrome Corian Food Contact Surfaces-hard non-porous. Food Preparation [surfaces] [areas] Food serving areas Food trays Freezers at room temperature Grills at room temperature Grocery Carts [Grocery] Checkout Areas Handrails Inside Dishwasher[s]</p>
--	---

Use Sites For use on hard, non-porous surfaces

<p>Inside refrigerators after warming to room temperature. Refrigerator exteriors Microwave exteriors Restrooms Shower [Faucets] [Doors] [Handles] [Fixtures] [Walls] [Floors] Sink [Faucets] [fixtures] [Handles] Soap Dispensers Storage Areas Stovetops at room temperature Steering wheel hard non-porous surfaces Thermos Toasters Toilet external surfaces [flush handles] [seats] Shower curtains Inside Washing Machines Garbage [trash] cans Waste baskets Floors Orthotics Kitchen counter tops [Kitchen] [dining room] Tables Kitchen surfaces hard non-porous Kitchen tools Laundry Rooms Light Switches Litter box Makeup brushes [& sponges] Medicine Dropper</p> <p>Range tops [Salad bar] Sneeze Guards Snack counters Bathroom Fixtures Bath Tub Bed heads and frames Bedpans Hard, Non-Porous Surface Cabinets Ceilings Hard, Non-Porous Chairs Classroom Desks Computer Monitors and Keyboards Hard, Non-Porous Countertops Counters Dental Countertops Dental Operatory Surfaces Dental Chairs Drinking water fountain Diaper pails Elevators Faucets Fixtures Floors Sinks Stall Doors Stretchers Tables Exterior surface of Toilets Toilet Seats</p>	<p>Inside freezers after warming to room temperature Inside microwaves at room temperature Sports gear plastic helmets Sports gear plastic pads Sports gear plastic gloves Newborn nurseries Neonatal nurseries Neti Pots external surfaces Oven doors Ovens at room temperature</p> <p>Baby [Children's] [Kiddie] [wading] pools Pet Bowl[s] [Areas] Pet Feeding Dishes Pet Cages [crates] Plastic Pet Toys Piano Keys Plastic Cutting Boards* Plastic Patio Furniture Potty-Chair[s] [Seats] Range hoods Recycling Bins Food Contact Surfaces-hard non- porous Food Preparation [surfaces] [areas] Food serving areas Food trays Freezers at room temperature Grills at room temperature Glass Garbage or Trash Cans/Pails Gurneys Hampers</p> <p>Frequently Touched Spots Keyboards Lamps Light Lens Covers Linoleum Mirrors Patient Chairs Plastic Mattress Covers Reception Counters, Desk and Areas Shelves Showers</p> <p>Plastic shower curtains Towel Dispensers Exterior of Urinals Walls Wash Basins Dairy cases Wheel Chairs Bed Rails and Frames Hard Non-Porous Surfaces in Veterinary and Animal Research Labs Troughs</p>
---	---

USE LOCATIONS For use on hard non-porous surfaces

Airplanes	Locker Rooms
Ambulances	Malls
Assisted Living Facilities	Manufacturing Facilities Manufacturing Plants
Blood Banks	Medical Clinics
Boats	Military Installation and Facilities Nursery
Buses	Schools
Businesses	Nursing Stations
CAT Laboratories	Locker Rooms
Casinos	Yoga studios
Colleges	Pharmacies
Commercial Buildings	Physical Therapy Rooms or Areas
Convenience Stores	Private Facilities
Cruise Liners / Ships Churches	Processing Plants
Daycare Facilities	Public Areas
Dentist [Dental] Offices	Wineries / Breweries
Dentist [Dental] Chairs	X Ray rooms
Dental Operatory Rooms	Yachts
Doctor Offices	Radiology or X-Ray Rooms or Areas
Dormitories	Retail Stores
Emergency Rooms Facilities	Restaurants
Factories	Restrooms and or Rest Areas
Fountains	Shelters
Funeral Homes	Office Buildings
Gas Stations	Orthopedics
Government Facilities	Veterinary Environments and Animal Equipment
Grocery Stores	Automatic Feeders
Gyms	Cages / Pens
Hotels	Veterinary Environments and Animal Research
Hospital Facilities	Labs
Healthcare Facilities	Pet Areas
Health Clubs Facilities	Pet Shops and Stores
Home care facilities	Small Animal Facilities
Industrial Facilities	Veterinary and/or Animal Hospitals
Institutional Buildings	Veterinary Clinics or Facilities
Intensive Care Units	Veterinary Offices
Kitchens	Animal Research Labs
Laboratories	Veterinary Clinics
Laundromats	Veterinary Stores
	Veterinary Hospitals

STORAGE AND DISPOSAL

Do not contaminate water, food or feed by storage or disposal or cleaning of equipment.

Pesticide Storage: Store in a closed plastic container in a cool, dry area away from heat and sunlight to avoid deterioration. Do not store near easily oxidizable materials acids and reducers. In case of spill, flush area with large quantities of water.

Pesticide Disposal: Wastes resulting from the use of this product must be disposed of on-site or at an approved waste disposal facility. Product or rinsates that cannot be used must be diluted with water before disposal in a sanitary sewer.

Container Handling: Refillable container. Refill container with Force of Nature solution only. Do not reuse this container for any other purpose. Cleaning before refilling is the responsibility of the refiller. Cleaning the container before final disposal is the responsibility of the person disposing the container. To clean the container before final disposal fill container half way with water and shake vigorously. Dispose of rinsate as pesticide waste. Repeat this rinsing procedure two more times. Then offer for recycling or puncture and dispose of in a sanitary landfill, or by incineration, or by procedures allowed by state and local authorities.