



UNITED STATES ENVIRONMENTAL PROTECTION AGENCY  
WASHINGTON, DC 20460

OFFICE OF CHEMICAL SAFETY  
AND POLLUTION PREVENTION

September 1, 2023

Michael Barber  
Regulatory Affairs Specialist  
SBM Life Science Corp.  
11000 Weston Pkwy, Suite 150  
Cary, NC 27513

Subject: Notification per PRN 98-10 – Add graphics and update address  
Product Name: 20NACOM183  
EPA Registration Number: 92564-84  
Application Date: July 6, 2023  
Decision Number: 593204

Dear Michael Barber:

The Agency is in receipt of your Application for Pesticide Notification under Pesticide Registration Notice (PRN) 98-10 for the above referenced product. The Registration Division (RD) has conducted a review of this request for its applicability under PRN 98-10 and finds that the action requested falls within the scope of PRN 98-10.

The label submitted with the application has been stamped “NOTIFICATION” and placed in our records.

Should you wish to add/retain a reference to the company’s website on your label, then please be aware that the website becomes labeling under the Federal Insecticide, Fungicide, and Rodenticide Act (FIFRA) and is subject to review by the Agency. If the website is false or misleading, the product would be misbranded and unlawful to sell or distribute under FIFRA section 12(a)(1)(E). 40 CFR 156.10(a)(5) lists examples of statements EPA may consider false or misleading. In addition, regardless of whether a website is referenced on your product’s label, claims made on the website may not substantially differ from those claims approved through the registration process. Therefore, should the Agency find or if it is brought to our attention that a website contains false or misleading statements or claims substantially differing from the EPA approved registration, the website will be referred to the EPA’s Office of Enforcement and Compliance.

If you have any questions, please contact Elizabeth Andrews at 202-566-2467 or at [Andrews.Elizabeth@epa.gov](mailto:Andrews.Elizabeth@epa.gov).

Sincerely,

A handwritten signature in black ink, appearing to read "Kara Welch".

For

Kara Welch, Acting Product Manager 03  
Invertebrate & Vertebrate Branch 1  
Registration Division (7505T)  
Office of Pesticide Programs

**Editorial Notes:**

[Bracketed text] is optional language. Any text separated by a backslash “/” and “or” are options. {Braces} indicate notes to reviewers. (Parentheses) indicate text that will not be omitted but will appear in parentheses on the label.

*Italicized text* is for information and is not part of the label

Claims may be placed anywhere on the label. Optional text located within mandatory sections may be placed anywhere within the section it appears in on the label

Refer to Appendix I for marketing claims.

The term “New[!]” as a claim will only be used for the first 6 months of product on shelf.

The word “and” may be substituted with “&”. Plural words may be used in their singular form or singular words may be used in their plural form unless otherwise specified in 40 CFR.

# 20NACOM183

---

**[ABNs]**

BioAdvanced® Science-Based Solutions All in One Rose & Flower Plant† Care Ready-To-Use

BioAdvanced® Science-Based Solutions All in One Flower Plant† Care Ready-to-Use

BioAdvanced® Science-Based Solutions 3-in-1 Insect, Disease & Plant Mite Control I Ready-To-Use

BioAdvanced® Science-Based Solutions 3 in 1 Insect, Disease & Plant Mite Control I Ready-To-Use

BioAdvanced® All in One Rose & Flower Plant† Care Ready-to-Use

BioAdvanced® All in One Flower Plant† Care Ready-to-Use

BioAdvanced® 3-in-1 Insect, Disease & Plant Mite Control Ready-to-Use

BioAdvanced® 3 in 1 Insect, Disease & Plant Mite Control Ready-to-Use

† Apply when pollinators are not present

## NOTIFICATION

92564-84

The applicant has certified that no changes, other than those reported to the Agency have been made to the labeling. The Agency acknowledges this notification by letter dated:

09/01/2023

---

ACTIVE INGREDIENTS .....	% BY WEIGHT
Bifenthrin <sup>1</sup> .....	0.0134%
Myclobutanil <sup>2</sup> .....	0.0124%
<b>OTHER INGREDIENTS.....</b>	<b>99.9742%</b>
<b>TOTAL:.....</b>	<b>100.0000%</b>

<sup>1</sup>Equivalent to 0.00112 pound of bifenthrin per U.S. gallon

<sup>2</sup>Equivalent to 0.00103 pound of myclobutanil per U.S. gallon

**STOP - Read This Entire Label Before Use  
KEEP OUT OF REACH OF CHILDREN**

# **CAUTION**

**FOR OUTDOOR RESIDENTIAL USE ONLY**

See [back/side/top/bottom] [panel/booklet/label] for additional [first aid and] precautionary statements.

**Produced For [By]/Distributed By/Guaranteed By**

SBM Life Science Corp.

PO Box 525,

Morrisville, North Carolina 27560

4001 Winstead Drive, Suite 500 Cary, North Carolina 27513

**EPA Reg No. 92564-XXX**

**EPA Est. No. -----**

**NET CONTENTS: 16-170 fl oz (473-5,028 ml)**

{Note to reviewer: Net contents may be converted to equivalent measures in other units, e.g., fl oz to gal or mL to L}

**BioAdvanced® is a registered trademark of SBM Life Science Corp.**


**Get More From the Blue Bottle® is a registered trademark of SBM Life Science Corp.**


**20NACOM183 7/6/2023 ~~4/19/2023~~**

## FIRST AID

If swallowed:	Call a poison control center or doctor immediately for treatment advice. Have person sip a glass of water if able to swallow. Do not induce vomiting unless told to by a poison control center or doctor. Do not give anything to an unconscious person.
If in eyes:	Hold eye open and rinse slowly and gently with water for 15-20 minutes. Remove contact lenses, if present, after the first 5 minutes, then continue rinsing eye. Call a poison control center or doctor for treatment advice.
<b>NOTE:</b> Have the product container or label with you when calling a poison control center or doctor or going for treatment. For medical emergency information, you may call toll-free 1-877-229-3763.	

[Optional Prop 65 Statements required by California- statement will only be included if marketed in CA]

 **ATTENTION/NOTICE:** This product can expose you to myclobutanil which is known to the State of California to cause birth defects or other reproductive harm. For more information go to [www.P65Warnings.ca.gov](http://www.P65Warnings.ca.gov)

 **ATTENTION/NOTICE:** This product can expose you to a chemical known to the State of California to cause birth defects or other reproductive harm. For more information go to [www.P65Warnings.ca.gov](http://www.P65Warnings.ca.gov)

## PRECAUTIONARY STATEMENTS

### HAZARDS TO HUMANS AND DOMESTIC ANIMALS

#### CAUTION

- Harmful if swallowed.
- Causes moderate eye irritation.
- Avoid contact with eyes or clothing.
- Wear protective eyewear
- Wear long-sleeved shirt and long pants, socks and shoes
- Wash hands thoroughly with soap and water after handling and before eating, drinking, chewing gum, using tobacco, or using the toilet.
- Remove and wash contaminated clothing before reuse

### ENVIRONMENTAL HAZARDS

- This product is toxic to fish and aquatic organisms.
- Do not apply directly to water or to areas where surface water is present or to intertidal areas below the mean high-water mark.
- To protect the environment, do not allow pesticide to enter or run off into storm drains, drainage ditches, gutters, or surface waters.
- Applying this product in calm weather when rain is not predicted for the next 24 hours will help to ensure that wind or rain does not blow or wash pesticide off the treatment area.
- Rinsing application equipment over the treated area will help avoid run off to water bodies or drainage systems.
- Apply this product only as specified on this label.
- Care should be used when spraying to avoid fish and reptile pets in/around ornamental ponds.
- This product is highly toxic to bees exposed to direct treatment or residues on blooming crops or weeds. Do not apply this product or allow to drift to blooming plants if bees are foraging in the treatment area.

(BACK PANEL)

{Note to PM: The word "listed" can appear as a footnote with the appropriate phrase, indicated by listed [\*] pests/diseases}

{Note to PM: All footnotes will be in close proximity to the claim}

[Insert Claims from APPENDIX I]

**OPTION 1**

[This product's [Insert ABN] exclusive 3-way formula protects against listed[\*] insects, plant mites, and diseases in one easy step. This formula kills listed[\*] insects by contact, controls plant mites, controls listed[\*] diseases, and keeps on protecting for [up to 2] weeks. This product provides long lasting insect control, plant mite control, and disease protection on rose bushes<sup>†</sup>, flower plants<sup>†</sup>, houseplants (treated outside), ground covers, vines, ornamentals, shrubs, and trees. Protecting beautiful trees, shrubs, flower plants<sup>†</sup>, and rose bushes<sup>†</sup> has never been easier! ]




**OPTION 2**

[This product's [Insert ABN] exclusive formula protects against listed[\*] insects, plant mites and diseases in one easy step. It provides up to 2 weeks protection against the major insect and disease problems of rose bushes<sup>†</sup>, hibiscus, iris, and other flower plants<sup>†</sup> and shrubs. Protecting beautiful rose bushes<sup>†</sup>, flower plants<sup>†</sup>, and shrubs has never been easier!]

[STOP!] [READ THE/THIS [ENTIRE] LABEL FIRST]

{Note to reviewer: Quick [Product] Facts/Information is optional, and the information may appear inside or outside the box}

<b>[QUICK FACTS/PRODUCT FACTS/PRODUCT INFORMATION]</b>	
[Read entire directions for use before applying.]	
<b>Editorial Note – Marketing Claims Positioned Here [see Appendix I]</b>	
<b>KILLS [&amp; PREVENTS]</b>	Adelgids, Aphids, Leaf Feeding Caterpillars, Japanese beetles (adult), Lace bugs, Leaf-feeding beetles, Leafhoppers (including Glassy-Winged Sharpshooter), Leafminers, Mealybugs, Psyllids, Spider mites, Thrips, Whiteflies, and other listed [*] pests.  {Illustrations of the listed insects/mites from art table may appear}
<b>CONTROLS/DISEASES CONTROLLED</b>	Anthrachnose, black spot, leaf spot, petal blight, powdery mildew, rust, scab & other listed [*] diseases.  {Illustrations of the listed diseases from art table may appear}
<b>WHEN TO APPLY/USE</b>	To prevent listed [*] insect, plant mite, or disease infestations or control them when they first appear.  {Illustration from art table}  OR  When listed[*] insect, plant mites, or disease first appear. <ul style="list-style-type: none"><li>• To avoid serious damage, treat pests and diseases early in the season before they multiply.</li></ul>
<b>WHERE TO USE/USE SITES</b>	<b>Outdoors on</b> rose bushes <sup>†</sup> , flower plants <sup>†</sup> , ground covers, vines, ornamentals, shrubs, and trees [Houseplants (treated outside)] [Container plants (treated outside)] [For use on houseplants & container plants (treated outside).]  For use on non-edible plants only. [Roses, Flowers, Azaleas, Camellias, Rhododendrons and other shrubs] <sup>†</sup>  {Illustrations of the listed use sites from art table may appear}
<b>HOW MUCH TO USE</b>	Apply until plant is evenly coated with spray, but not dripping (3 fl oz per 10 sq. ft).
<b>HOW IT WORKS</b>	[Insert Claims from Appendix I]

<b>COVERAGE</b>	Treats [Protects] up to 3 rose bushes† (81 sq. ft, each bush 5 ft by 5 ft) {24 oz. size} Treats [Protects] up to 4 rose bushes† (109 sq. ft, each bush 5 ft by 5 ft) {32 oz. size} Treats [Protects] up to 16 rose bushes† (436 sq. ft, each bush 5 ft by 5 ft) {1 gal. size} Treats [Protects] up to 20 rose bushes† (545 sq. ft, each bush 5 ft by 5 ft) {1.3 gal size} Apply at a rate of 3 fl oz per 10 sq. ft {Note to reviewer: Coverage size will vary depending on the size of the bottle @ 3 fl oz per 10 sq. ft, ranging from 16 to 170 fl oz}
  [ILLUSTRATION]	[FOR] QUESTIONS OR COMMENTS? [Text or] call toll-free 877-229-3724 or visit us online at <a href="http://www.bioadvanced.com">www.bioadvanced.com</a> . OR Questions? [Call] [now] [insert company phone number] or visit [Insert company website]  [Use your phone(to) [scan][the][tag][or][this code][to learn][or][to][see/view][more][uses][or][information][the][M]SDS][Videos] [(on)how to use][this product][for [how to(use)] [tips] <i>QR code for example only</i> 

† Apply when pollinators are not present

{Note to Reviewer: QR Code image is representative and for position only and it may appear on any panel of the marketplace label}

**ADDITIONAL QUICK FACTS OPTION**

[Insert Claims from Appendix I]

<b>KILLS/CONTROLS</b>
[insert names of listed pests/diseases with matching illustrations]
<b>WHERE TO USE/APPLY</b>
[insert names of listed use sites with matching illustrations from the following options: Rose bushes†, flower plants†, ground covers, vines, ornamentals, shrubs, trees, houseplants (treated outside), container plants (treated outside)]
<b>QUICK FACTS</b>
[Insert Claims from Appendix I]

† Apply when pollinators are not present

[READ THE LABEL FIRST!]

[SHAKE CONTAINER BEFORE USE]

[Indicaciones en español después de las de inglés]

{Note to reviewer: Directions for Use table may be depicted with columns side-by-side in any order}

<b>DIRECTIONS FOR USE</b>	
It is a violation of Federal law to use this product in a manner inconsistent with its labeling.	
Read and follow all label restrictions and directions when using this product.	
<b>BEFORE YOU APPLY/USE RESTRICTIONS</b>	<p>To protect pollinators when blooms are present, apply the product during early morning or late evening, when bees are not foraging.</p> <p>If applied prior to bloom, or blooms are removed or petal fall is complete, applications may be made during the day.</p> <p><b>[List of restrictions from either option below]</b></p>

**[OPTION 1]**

	<p><b>Restrictions:</b></p> <ul style="list-style-type: none"> <li>• Do not make applications during rain.</li> <li>• Avoid making applications when rainfall is expected before the product has sufficient time to dry (minimum 4 hours).</li> <li>• Rainfall within 24 hours after application may cause unintended runoff of pesticide application.</li> <li>• Do not apply when the wind speed is greater than 15 mph.</li> <li>• Do not spray the product into fish pools, ponds, streams, or lakes.</li> <li>• Do not apply directly to sewers or storm drains, or to any area like a drain or gutter where drainage to sewers, storm drains, water bodies, or aquatic habitat can occur.</li> <li>• Do not allow the product to enter any drain during or after application.</li> <li>• Do not apply directly to impervious horizontal surfaces such as sidewalks, driveways, and patios.</li> <li>• Do not apply or irrigate to the point of runoff.</li> <li>• Remove animal feeding dishes prior to application.</li> <li>• Do not use in small, enclosed areas where spray may be inhaled.</li> <li>• Do not apply to fruits or vegetables used for food.</li> <li>• Do not use indoors - for houseplants, move them outside, treat, let dry and bring back indoors.</li> <li>• For outdoor residential use only.</li> <li>• Do not apply to areas which are waterlogged or saturated, which will not allow penetration into the root zone of the plant.</li> <li>• Do not apply this product while bees are foraging.</li> <li>• Do not treat or apply to lawns or turf</li> <li>• Do not apply more than 13 treatments per year. In Nassau and Suffolk Counties in New York State, do not apply more than 3 times per given area per year.</li> <li>• Do not treat plants during periods of stress, i.e. heat, drought, flooding, insects, excessive fertilizer, herbicides or pesticide use, etc.</li> <li>• Do not apply when temperatures are above 85°F.</li> <li>• For application to individual plants only use conventional pump up sprayers at labeled rates.</li> <li>• If disease is already present, this product will not eliminate it.</li> <li>• Not for use on plants being grown for sale or other commercial use, or for commercial seed production, or for research purposes. For use on plants intended only for aesthetic purposes or climatic modifications and being grown in interior landscapes, ornamental gardens or parks, or lawn and grounds. Only use this product on plants being grown for aesthetic or climatic purposes and in interior and exterior sites, such as, gardens, parks, lawns, and grounds, and other ornamental sites. Do not use on vegetation intended for sale or other commercial uses. Do not use on plants grown for seed production or research purposes.</li> <li>• Spot treatments must not exceed two square feet in size (for example, 2 ft. by 1 ft. or 4 ft. by 0.5 ft.).</li> <li>• For foliar applications, do not apply by ground within 25 feet of lakes, reservoirs, rivers, permanent streams, marshes or natural ponds, estuaries and commercial fish farm ponds.</li> </ul>
--	---

**[OPTION 2]**

	<p><b>Restrictions</b></p> <ul style="list-style-type: none"> <li>• For outdoor residential use only.</li> <li>• Remove animal feeding dishes prior to application.</li> <li>• Avoid making applications when rainfall is expected before the product has sufficient time to dry (minimum 4 hours).</li> <li>• Rainfall within 24 hours after application may cause unintended runoff of pesticide application.</li> <li>• For application to individual plants only use conventional pump up sprayers at labeled rates.</li> </ul>
--	---

	<ul style="list-style-type: none"> <li>• If disease is already present, this product will not eliminate it.</li> <li>• Not for use on plants being grown for sale or other commercial use, or for commercial seed production, or for research purposes. For use on plants intended only for aesthetic purposes or climatic modifications and being grown in interior landscapes, ornamental gardens or parks, or lawn and grounds. Only use this product on plants being grown for aesthetic or climatic purposes and in interior and exterior sites, such as, gardens, parks, lawns, and grounds, and other ornamental sites. Do not use on vegetation intended for sale or other commercial uses. Do not use on plants grown for seed production or research purposes.</li> <li>• Spot treatments must not exceed two square feet in size (for example, 2 ft. by 1 ft. or 4 ft. by 0.5 ft.).</li> <li>• For foliar applications, do not apply by ground within 25 feet of lakes, reservoirs, rivers, permanent streams, marshes or natural ponds, estuaries and commercial fish farm ponds.</li> </ul> <p><b>DO NOT</b></p> <ul style="list-style-type: none"> <li>• Make applications during rain.</li> <li>• Apply when the wind speed is greater than 15 mph.</li> <li>• Spray the product into fish pools, ponds, streams, or lakes.</li> <li>• Apply directly to sewers or storm drains, or to any area like a drain or gutter where drainage to sewers, storm drains, water bodies, or aquatic habitat can occur.</li> <li>• Allow the product to enter any drain during or after application.</li> <li>• Apply directly to impervious horizontal surfaces such as sidewalks, driveways, and patios.</li> <li>• Apply or irrigate to the point of runoff.</li> <li>• Use in small, enclosed areas where spray may be inhaled.</li> <li>• Apply to fruits or vegetables used for food.</li> <li>• Use indoors - for houseplants, move them outside, treat, let dry and bring back indoors.</li> <li>• Apply to areas which are waterlogged or saturated, which will not allow penetration into the root zone of the plant.</li> <li>• Apply this product while bees are foraging.</li> <li>• Treat or apply to lawns or turf</li> <li>• Apply more than 13 treatments per year. In Nassau and Suffolk Counties in New York State, do not apply more than 3 times per given area per year.</li> <li>• Treat plants during periods of stress, i.e. heat, drought, flooding, insects, excessive fertilizer, herbicides or pesticide use, etc.</li> <li>• Apply when temperatures are above 85°F.</li> </ul>
--	---

<b>WHERE TO USE</b>	<p><b>Outdoors on</b> rose bushes<sup>†</sup>, flower plants<sup>†</sup>, ground covers, vines, ornamentals, shrubs, and trees</p> <p>Azaleas, Camellias, Rhododendrons and other shrubs<sup>†</sup></p> <p>Houseplants/container plants (treated outside)</p> <p>For use on non-edible plants only.</p> <p><sup>†</sup> Apply when pollinators are not present</p>
<b>WHEN TO USE/APPLY</b>	<p>When listed[*] insects, plant mites, or disease first appear.</p> <ul style="list-style-type: none"> <li>• To avoid serious damage, treat pests and diseases early in the season before they multiply.</li> </ul>
<b>HOW OFTEN [TO USE/APPLY]</b>	<ul style="list-style-type: none"> <li>▪ Kills listed[*] insects on contact and keeps on killing for up to 14 days.</li> <li>▪ For control of Japanese beetles, plant mites, severe infestations of other listed[*] pests and diseases. Repeat every 14 days as necessary.</li> </ul>
<b>HOW IT /THIS [PRODUCT] WORKS</b>	<p>[This product provides 3 way action: kills existing pests, forms protective barrier on outside of plant and is absorbed into the plant regardless of weather conditions.] [This product provides 3 way action: kills listed[*] insects on contact, controls plant mites, and controls listed[*] diseases, and keeps on protecting for up to 2 weeks.]</p> <p>[This product kills existing pests by contact or ingestion.] [This product kills listed[*] insects on contact, controls plant mites, and controls listed[*] diseases, and keeps on protecting for up to 2 weeks.]</p> <p>The maximum application rate for Bifenthrin is 0.114 lbs ai/A. The maximum application rate for Myclobutanil is 0.105 lbs ai/A.</p>



<b>COVERAGE</b>	Treats [Protects] up to 3 rose bushes <sup>†</sup> (81 sq. ft, each bush 5 ft by 5 ft) {24 oz. size} Treats [Protects] up to 4 rose bushes <sup>†</sup> (109 sq. ft, each bush 5 ft by 5 ft) {32 oz. size} Treats [Protects] up to 16 rose bushes <sup>†</sup> (436 sq. ft, each bush 5 ft by 5 ft) {1 gal. size} Treats [Protects] up to 20 rose bushes <sup>†</sup> (545 sq. ft, each bush 5 ft by 5 ft) {1.3 gal size} Apply at a rate of 3 fl oz per 10 sq. ft {Note to reviewer: Coverage size will vary depending on the size of the bottle @ 3 fl oz per 10 sq. ft, ranging from 16 to 170 fl oz}
<b>HOW TO USE/APPLY</b>	<ul style="list-style-type: none"> <li>• Shake well before using</li> <li>• [Adjust nozzle to desired spray pattern.]</li> <li>• Hold sprayer about 12 inches from foliage.</li> <li>• Spray leaves, stems, and tender new shoots.</li> <li>• To kill insects that may hide, spray the underside of the leaves. Apply until leaves are evenly coated with spray, but not dripping (3 fl oz per 10 sq. ft).</li> </ul> <p><b>[Additional sprayer-specific instructions below]</b></p>


**[Option 1]**

[Nested Sprayer Directions for Use:]



**Attach Sprayer**

- Remove sprayer from bottle and extend hose.
- Open flip-cap on bottle.
- Insert hose and plug into flip-cap opening until it snaps into place.



**Spray**

- Adjust nozzle to stream or spray position.
- Point sprayer downward and squeeze trigger repeatedly until liquid is released.



**After Use**

- Turn sprayer nozzle to X (off) position. Do not unplug hose.
- Return sprayer to bottle. Sprayer will snap into place.

**[Option 2]**

[Directions for Use for 1 Gallon Nested Sprayer]

**Attach Sprayer**

- Remove sprayer from bottle.
- Remove twist tie.
- Pull down and extend hose.
- Open flip-cap on bottle.
- Insert hose and plug into flip-cap opening until it snaps into place.
- [Move tab to open position.]

**Spray**

- Adjust nozzle to stream or spray position.
- Point sprayer downward and squeeze trigger repeatedly until liquid is released.

**After Use**

- Turn sprayer nozzle to X (off) position. Do not unplug hose.
- Return sprayer to bottle. Sprayer will snap into place.

**[Option 3]**

[Alternate Directions for Use for 1 Gallon Sprayer]

- 1. Remove sprayer**  
[Pull cord/tubing all the way out]
- 2. Insert plug into [spout/knob/opening on] cap [until it clicks]**
- 3. [Flip up spout.] [Adjust nozzle to desired spray setting [(mist or spray)]]. Spray.**

#### [Option 4]

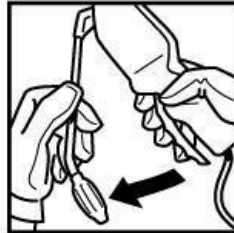
[1.3 Gallon ERGO-GRIP™ Sprayer Directions for Use:]

Remove ERGO-GRIP™ spray wand from pocket.  
Remove protective battery strip from sprayer handle.



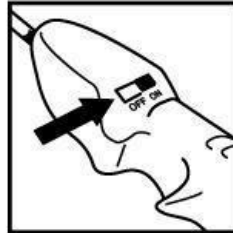
#### CONNECT HOSE TO CAP

- Remove wrap from coiled hose.
- In down position, insert plug at end of hose into flip-spout opening on the cap until it snaps into place.
- Flip up spout until full upright. Spout must remain upright while spraying.



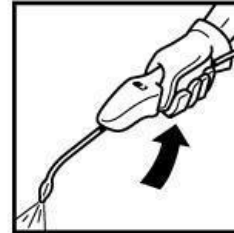
#### OPEN SPRAY WAND

- Unfold spray wand until it snaps into place
- Point spray nozzle away from body.
- Adjust spray nozzle to desired setting.



#### TURN POWER ON

- Slide OFF-ON switch to ON position.



#### SQUEEZE

- Squeeze trigger to dispense product. Sprayer may require several seconds to prime before product is released.
- Release trigger to stop spraying.

#### Storage

- Slide OFF-ON switch to OFF position.
- Return flip spout on cap to the down position. Do not unplug hose. Turn spray nozzle to the off position.
- Fold spray wand down against sprayer handle.
- Return ERGO-GRIP™ spray wand to pocket for storage.

#### **4 AA Batteries Included**

**For important battery information – see booklet.**

#### To Replace Batteries

- Open battery compartment [with a small screwdriver].
- Remove used batteries and replace with new batteries in correct position as indicated inside battery compartment.
- Securely close battery compartment door [and screw closed].

#### Proper use of Batteries

- Never mix old batteries with new.
- Do Not mix Alkaline with Standard (carbon zinc) or Rechargeable (nickel cadmium) batteries.
- When storing sprayer for long periods, remove batteries to prevent leakage. Dispose of used batteries according to manufacturer's instructions or in household trash.

#### [Option 5]

[Alternate Directions for Use for 1.3 Gallon Sprayer]

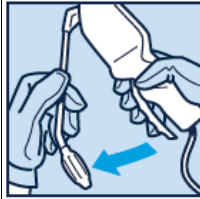
#### 1. Remove wand

Pull connector by slightly twisting from holder and unwrap hose completely. Remove protective strip from battery compartment to activate batteries.



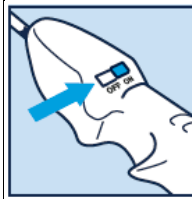
**2. Connect**

Insert plug at end of hose into opening on cap until it clicks.



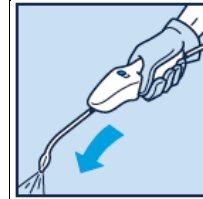
**3. Extend**

Flip open wand until it clicks and locks into position.



**4. Turn to "On"**

Slide trigger lock on wand handle to the unlocked position.



**5. Spray**

Twist nozzle to desired spray pattern. Point nozzle away from body and hold trigger for continuous spray.

**Important Use Information:** **DO NOT** submerge in water. When storing sprayer for long periods, remove batteries.

**To Replace Batteries:** Open battery compartment at bottom of wand with a small screwdriver.

Remove used batteries and replace with new batteries.

Securely close battery compartment door and screw closed firmly. Always use a complete set of the same type when replacing batteries. Best performance is achieved with alkaline batteries. Never mix alkaline, carbon-zinc or rechargeable batteries. Dispose of used batteries according to manufacturer's instructions or in household trash.

**[Option 6]**

**[Power Sprayer]**

TO USE – before first use, pull tab activate batteries

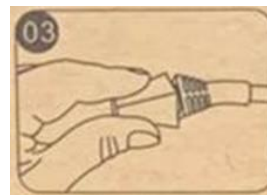
{Note to PM: The below is draft artwork which will be revised with color}



Screw cap on bottle



Unfold wand, turn "on" to spray



Rotate nozzle for "mist" or "stream" spray

**[Option 7]**

**[PROPOSED GENERIC WAND-STYLE SPRAYERS]**

**PREPARE TO SPRAY**

- Remove spray wand from carrier. Extend hose to full length.
- Remove safety tab to activate batteries.
- [Connect hose to bottle by removing cap cover and inserting hose plug into cap, pushing firmly until secure.]
- [Connect hose to bottle by removing existing cap and applying hose-end cap, turning until secure.]

**SPRAY**

- Unfold spray wand until it snaps into place.
- Point spray nozzle away from body.
- [Unlock trigger.]
- Squeeze to spray. Sprayer may require several seconds to prime before spraying begins. [If necessary, adjust nozzle to desired setting.]

**AFTER USE**

- [Move trigger lock to CLOSED position.]
- Fold wand down against handle.
- Return sprayer to carrier for storage.

**[PROPOSED GENERIC GUN-STYLE SPRAYERS]**

**PREPARE TO SPRAY**

- Remove sprayer from carrier. Extend hose to full length.
- Remove safety tab to activate batteries.
- [Connect hose to bottle by removing cap cover and inserting hose plug into cap, pushing firmly until secure.]
- [Connect hose to bottle by removing existing cap and applying hose-end cap, turning until secure.]

**SPRAY**

- Point spray nozzle away from body.
- [Unlock trigger.]
- Squeeze to spray. Sprayer may require several seconds to prime before spraying begins. [If necessary, adjust nozzle to desired setting.]

**AFTER USE**

- [Move trigger lock to CLOSED position.]
- Return sprayer to carrier for storage.

**[Option 8]**

Prime trigger by pumping a few times before first use. [Pull trigger all the way back to release mist.] Pump once for a little, three times for a continuous spray.

**[Option 9]**


Squeeze trigger for targeted coverage. Keep pumping for continuous spray.

**[Option 10 [How to] Refill]**

[If your starter kit is running low, it might be time for a refill.]

1. Remove the sprayer from the empty bottle [by turning counter- clockwise to release]
2. Remove and discard disposable cap from refill bottle.
3. Place the sprayer on the full refill bottle [and turn clockwise to secure.]

{Note to PM: The lists of insects and diseases may appear elsewhere on the label and be referenced in the Directions for Use}

<p><b>INSECTS AND MITES KILLED</b></p>	 <p>Adelgids+</p> <p>Ants~ [including pavement ants, acrobat ant, big headed ant, crazy ant, corn field ant, odorous house ant, little black ant, leaf cutter ants] ~(excluding fire, harvester, pharaoh, and carpenter ants)</p> <p>Aphids (including crape myrtle aphid, green peach aphid, rose aphid)</p> <p>Armyworms</p> <p>Bagworms</p> <p>Beetles+</p> <p>Boxelder bugs</p> <p>Budworms</p> <p>Brown soft scales</p> <p>Cankerworms</p> <p>Caterpillars</p> <p>Chinch bugs</p> <p>Crickets (including field crickets, house crickets)</p>	<p>Cucumber beetles (including striped cucumber beetle, spotted cucumber beetle)</p> <p>Cutworms</p> <p>Diaprepes (adult)</p> <p>Earwigs</p> <p>Elm leaf beetles</p> <p>Fall webworms</p> <p>Firebrats</p> <p>Flea beetles</p> <p>Fungus gnats (adult)</p> <p>Grasshoppers</p> <p>Gypsy (spongy) moth larvae</p> <p>Japanese beetles (adult)+</p> <p>Kudzu bug</p> <p>Lace bugs</p> <p>Leaf-feeding beetles</p> <p>Leaf-feeding caterpillars</p> <p>Leafhoppers</p> <p>Leafminers (including Birch Leafminers and Holly Leafminers)</p> <p>Leafrollers</p> <p>Loopers</p>	<p>(ART: Aphid, Japanese Beetle (adult))</p> <p>Mealybugs (including citrus mealybug, striped mealybug)</p> <p>Millipedes</p> <p>Pillbugs</p> <p>Pine shoot beetle (adult)</p> <p>Plant bugs</p> <p>Plant hoppers</p> <p>Plant Mites (including broad mites, clover mites, European red mites, pecan leaf scorch mite)</p> <p>Psyllids+ (including boxwood psyllid, Ficus leaf psyllid, fig psyllid, hackberry psyllid, sumac psyllid, willow psyllid)</p> <p>Rose Midges</p> <p>Rose Slugs</p> <p>Sawflies</p> <p>Scale insects [crawler stages including California red scale, pine needle scale, SanJose scale, tea scale]</p> <p>Silverfish</p>	<p>Sowbugs</p> <p>[Spiders (excluding black widow, hobo and brown recluse)]</p> <p>Spider mites</p> <p>Spittlebugs+</p> <p>Stink bugs (including brown marmorated stink bug, southern green stink bug)</p> <p>Tarnished plant bugs</p> <p>Tent caterpillars</p> <p>Thrips (including citrus thrips, onion thrips, Western flower thrips)</p> <p>Tip moths</p> <p>Treehoppers+</p> <p>Twig borers</p> <p>Viburnum leaf beetle</p> <p>Webworms</p> <p>Weevils [including adult root weevils, black vine weevil, orchard weevil, Pecan weevil]</p> <p>Whiteflies (including crown whiteflies, silverleaf whiteflies, sweet potato whiteflies, tobacco whiteflies)</p>
<p><b>CONTROLS LISTED DISEASES</b></p>	<p>Black Spot Powdery Mildew Rust Scab Leaf Spot Anthracnose Petal Blight</p>			
<p><b>Restrictions</b></p> <p>Do not apply this product while bees are foraging.</p> <p>Do not wet the foliage within four hours after applying.</p>				

**Application Instructions**

Apply until both sides of the leaves are evenly coated with spray, but not dripping, at a rate of 3 fl oz per 10 sq. ft. One 32 fl. oz bottle should cover 109 sq. ft. or approximately 4 rose bushes† (each 5 ft by 5 ft). {Note to PM: The area in square feet and the # of rose bushes may be scaled in proportion to the size of the bottle, for example 436 sq. ft and 16 rose bushes for a 1 gal bottle. Per the current range of 16-170 fl oz the coverage can vary from 54 to 580 sq. ft.}

To treat existing disease: apply at least 3 times, every 14 days apart beginning at the first sign of disease.

To prevent diseases: apply at least 3 times, every 14 days apart during the growing season, starting when new leaves first appear.

+ Not for use in California † Apply when pollinators are not present

**[FOR BEST RESULTS]**

To avoid serious damage to plants, treat pests early in the season before they multiply.

[For optimum bagworm control, treat when larvae have started to hatch, directing spray to contact as many larvae as possible.]



People & pets may enter the area after the spray has dried.



[ ]



[ ]

[ILLUSTRATION]

**STORAGE AND DISPOSAL**

Do not contaminate food, water, or feed by storage or disposal.

**Pesticide Storage**

Store in original container in a cool, dry place, out of the reach of children, preferably a locked storage cabinet.

**Pesticide Disposal and Container Handling**



[ ]

**If empty:**

- Non-refillable container. Do not refill or reuse container.
- Place empty container in trash or offer for recycling if available.

**If partly filled:**

- Call your local solid waste agency for disposal instructions.
- Never place unused product down any indoor or outdoor drain.

**NOTICE:** Research and testing have determined that the “Directions for Use” are appropriate for the proper use of this product under expected conditions. To the extent consistent with applicable law, the Buyer assumes responsibility for lack of performance or safety if not used according to the directions.

**Money Back Guarantee:** If you are not satisfied with this product, we will gladly refund your original purchase price.

**¿HABLA ESPAÑOL? BIOADVANCED.COM**

**Para la traducción al español de esta etiqueta, visite [BioAdvanced.com](http://BioAdvanced.com)**

(For the Spanish translation of this label, visit [BioAdvanced.com](http://BioAdvanced.com)) [ILLUSTRATION from art table]

**{Note to PM: Batch code to be added at time of production}**

**{Note to reviewer: Product name 20NACOM183 will be replaced with marketed Alternate Brand Name/It/this product on the marketplace label}**

**Ergo-Grip™, EZ-Grip One Touch Sprayer™ are trademarks of SBM Life Science Corp.**

{Note to PM: The word "listed" can appear as a footnote with the appropriate phrase, indicated by listed [\*] pests/diseases}

{Note to PM: All footnotes will be in close proximity to the claim}

## Appendix I: Marketing Claims

### {General Claims}

1. [For] use on: Rose Bushes<sup>†</sup>, Flower Plants<sup>†</sup>, Houseplants (treated outside), Ground Covers, Vines, Ornamentals, Shrubs, and Trees
2. [For] use on [insert listed use sites]
3. [For] Use on Flower Plants<sup>†</sup> [Rose Bushes<sup>†</sup>, [Ornamentals,] [Shrubs,] [Ground Covers,] [Trees,] [Vines,] [and] [Houseplants (treated outside)]]
4. Plant protection - Protects listed[\*] plants leaves/branches [top to bottom]
5. 3 Benefits in One: Listed [\*] Insect Protection, [Spider] Mite Protection, and Disease Protection
6. One application, three/3 benefits: Listed[\*] Insect Protection, Spider Mite Protection, and Disease Protection
7. All-in-One, three benefits: listed[\*] insect, disease, and spider mite protection.
8. Premium care – 3 in 1 formula – controls listed[\*] insect, plant mites, and diseases
9. 3 in 1 formula – kills listed[\*] insects on contact, controls plant mites, controls listed[\*] diseases, and keeps on protecting for [up to 2] weeks [provides long lasting protection]
10. [All-in-one] Protection Formula – Kills listed[\*] insects, plant mites and diseases on contact, and keeps onprotecting for [up to 2] weeks.
11. Exclusive [Proprietary] Formula – Three way control – controls listed[\*] insects, plant mites, and diseases.
12. Three benefits in one package: listed[\*] insect, disease and plant mite control.
13. One application with three/3 benefits: controls listed[\*] insects, plant mites and diseases.
14. Systemic disease three/3-way action [control]: listed[\*] insect control, disease control and plant mite control.
15. Fast, easy, & efficient
16. Prevents [insect] [plant mite] [and] [disease] damage.
17. Three/3 garden products in one/1: listed[\*] insect control, disease control and plant mite control.
18. Proven three way control - listed[\*] insect control, disease control and plant mite control.
19. The Rose Bush<sup>†</sup> and Flower Plant<sup>†</sup> defender [guardian] [protector]
20. 3 Benefits in 1
21. 3 in 1 Formula - Insecticide, Fungicide, Miticide<sup>^</sup>
22. 3 Garden Products in 1- Insecticide, Fungicide, Miticide<sup>^</sup>
23. Insecticide, Fungicide, Miticide<sup>^</sup>
24. Kills listed insects [for] up to 2 weeks.
25. Kills listed insects
26. Kills listed diseases [for] up to 2 weeks.
27. Kills listed diseases
28. Kills listed insects & diseases [for] up to 2 weeks
29. Effective Against a Broad Range of listed\* Insects, Plant Mites, and Diseases
30. 3 Benefits in One/1: Insect Control, Plant Mite Control and Disease Control
31. Protects against listed[\*] Insects & Diseases [for] up to 2 weeks.
32. Made/Packaged in [the] USA.
33. Eliminates the need for multiple products.
34. Protects the plant from listed[\*] insects and diseases.
35. Rainproof [protection] in 4 hours [illustration from art table]
36. Do not apply when rainfall is expected within 4 hours of application.
37. Repeat every 14 days as necessary<sup>#</sup>
38. Systemic disease control
39. Systemic insect control
40. Systemic Insect & disease control
41. New [formula] .
42. All in one [rose/and /flower] plant<sup>†</sup> care
43. 3 in 1 insect, disease, plant mite control
44. Before/After [Illustration]



45. Solves 3 problems with one/1 bottle

† Apply when pollinators are not present

^ Against plant mites

# Up to 13 treatments/year

**{Packaging Claims for RTU Label}**

1. Bonus size...X% more
2. Easy hold Sprayer
3. EZ Spray
4. One-touch sprayer
5. EZ-Grip One Touch Sprayer™
6. Ergo-Grip™
7. Simple spray
8. Less time to prime
9. Prime in less time
10. Stronger stream [than before] [previous sprayer]
11. Sprays farther [than before]
12. Sprays farther<sup>‡</sup>
13. Stronger stream<sup>‡</sup>
14. One touch
15. Spray n go
16. Thumb switch
17. Handy spray
18. EZ touch
19. One-touch application
20. Improved Power Sprayer
21. Improved Spray Technology
22. Enhanced Spray Design
23. Re-Designed for Improved Spraying
24. Re-Engineered for Better Spraying
25. Redesigned = Improved Spraying
26. Easy, Accurate Measuring & Mixing
27. Ready-to-Use formula ... no mixing, no measuring
28. Apply with most common garden sprayers!
29. Improved [Applicator/Application] [System! /Device!]
30. Ready-to-Use
31. Starter Kit
32. Refill bottle
33. Sprayer head
34. Cap

‡ [than][before] [previous sprayer] {*may be inserted as a footnote*}

**{Pest Claims}**

1. Just one application quickly kills listed [\*] insects.
2. Up to 14 day [2 weeks] listed[\*] insect protection.
3. Protects against listed [\*] insects for up to 14 days [2 weeks]
4. Keeps killing listed [\*] insects for up to 14 days [2 weeks]
5. Continuous killing [power] against listed [\*] insects for up to 14 days.
6. Fast Acting, Kills Listed [\*] Insects On Contact.

7. Fast Acting
8. Kills listed [\*] insects on contact.
9. Long Lasting, Keeps On Killing [ Listed [\*] Insects] For up to 14 days [2 weeks]
10. Keeps on killing up to 14 days [2 weeks]
11. Highly effective against listed plant mites
12. Residual action keeps killing listed [\*] insects for up to 2 weeks.
13. Protects against listed [\*] [insert listed diseases [and/ or] insert listed use sites]
14. Prevents listed [\*] insect, plant mite and disease problems on rose bushes†, flower plants†, houseplants (treated outside), groundcovers, vines, ornamentals, shrubs, and trees.
15. Kills listed [\*] insects that harm rose bushes†, flower plants†, houseplants (treated outside), ground covers, vines, ornamentals, shrubs, and trees.
16. Rescues [guards] plants from listed [\*] pests.
17. Kills listed [\*] Insects and plant mites on Contact.
18. Controls [Kills] aphids, caterpillars, [and] plant mites, [and other listed [\*] insects].
19. Kills aphids, spider mites, Japanese beetles (adult) and other listed [\*] pests.
20. Listed [\*] Insect control.
21. Plant mite control.
22. Keeps on Killing listed\* Insects for Up to 14 days [2 weeks]
23. Highly effective against plant mites.
24. Insect Control Japanese Beetles (adult), Aphids & other listed pests
25. Kills aphids, spider mites, Japanese Beetles (adult) & other listed[\*] pests.
26. Kills [insert listed insects [and/ or] listed diseases]
27. Kills/Controls [insert listed insects] [and other listed insects]
28. Effective against a broad range of listed insects, plant mites and diseases
29. Kills/Controls [insert listed insects] [& other listed insects].

† Apply when pollinators are not present

#### **{Disease Claims}**























1. Systemic formula works through the leaves and stems to protect for listed [\*] disease control.
2. A systemic disease protectant.
3. A protectant for listed[\*] fungus and against listed[\*] pests.
4. Systemic Disease Protectant Formula – gets [moves] inside the plant to protect.
5. Prevents and stops listed[\*] pests and diseases on [insert use site(s)]
6. Prevents listed diseases.
7. Protects against listed insects, plant mites and diseases on [insert use site(s)]
8. Controls black spot, powdery mildew, [and]rust, [and other listed[\*] diseases].
9. Systemic formula, controls listed[\*] diseases.
10. Listed[\*] Disease control.
11. Prevents [insert any listed disease]
12. Protects your plants from listed[\*] diseases.
13. Disease Control [insert listed diseases]
14. Kills/Controls [insert listed diseases] [& Other listed diseases].



















#### **{Guarantee Claims}**














1. 100% Satisfaction Guaranteed or your money back [insert graphic from art table ††]
2. Guaranteed Satisfaction or your money back
3. Money Back Guarantee - If you are not satisfied with this product, we will gladly refund your original purchase price.
4. Guaranteed or your money back!
5. We guarantee it or your money back!

[ART]

{Note to PM: images in ART section may be depicted as icons or images anywhere on the label}

	
 <p>{used with kills on contact claim}</p>	<p>LACE BUGS</p> 
<p>BLACK SPOT</p> 	<p>POWDERY MILDEW</p> 
<p>RUST</p> 	<p>LEAF SPOT</p> 
<p>Anthracnose</p> 	<p>Petal Blight</p> 
<p>RAINPROOF PROTECTION</p>  <p>in 4 hours</p>	<p>Tent Caterpillar</p>  <p>CATERPILLARS</p> 
<p>LEAFMINERS</p> 	<p>WHITEFLIES</p> 
<p>CUTWORMS</p> 	<p>APHIDS</p> 
<p>JAPANESE BEETLES (ADULTS)**</p> 	<p>FUNGUS GNATS</p> 
	 <p>Plant Mites/Spider Mites</p>
<p>MEALYBUGS</p> 	<p>SCALE INSECTS</p> 

<p><b>HOUSEPLANTS</b>  </p> <p>(treated outside)</p>	<p> Flower Plants<sup>†</sup></p> <p>Roses, Azaleas, Camellias, Rhododendrons<sup>†</sup></p>  <p>† Apply when pollinators are not present</p>
<p><b>SHRUBS</b> </p>	<p><b>TREES</b> </p>
<p><b>SCAB</b> </p>	
	
	
<p>[  ]</p>	<p><b>THRIPS</b> </p>
<p><b>LEAFHOPPERS</b> </p>	<p>Cucumber Beetle</p> 
<p><b>ANTS</b> </p> <p>~ excluding fire, harvester, pharaoh, and carpenter ants</p>	<p>Boxelder Bugs</p> 

<p>Thrips</p> 	<p>Earwigs</p> 
<p>Armyworms</p> 	<p>Bagworms</p> 
<p>Silverfish</p> 	<p>Chinch Bugs</p> 
<p>Crickets</p> 	<p>Elm leaf beetles</p> 
<p>Flea Beetle</p> 	<p>Millipedes</p> 
<p>Spiders<sup>&gt;</sup> &gt; excluding black widow, hobo and brown recluse</p> 	<p>Spider mites</p> 
<p>Webworms</p> 	<p>Stink Bugs</p> 