



UNITED STATES ENVIRONMENTAL PROTECTION AGENCY
WASHINGTON, DC 20460

OFFICE OF CHEMICAL SAFETY
AND POLLUTION PREVENTION

August 24, 2023

Michael Barber
Regulatory Affairs Specialist
SBM Life Science Corp.
11000 Weston Pkwy, Suite 150
Cary, NC 27513

Subject: Notification per PRN 98-10 – Add graphics and update address
Product Name: 20NACOM182
EPA Registration Number: 92564-83
Application Date: July 6, 2023
Decision Number: 593506

Dear Michael Barber:

The Agency is in receipt of your Application for Pesticide Notification under Pesticide Registration Notice (PRN) 98-10 for the above referenced product. The Registration Division (RD) has conducted a review of this request for its applicability under PRN 98-10 and finds that the action requested falls within the scope of PRN 98-10.

The label submitted with the application has been stamped “NOTIFICATION” and placed in our records.

Should you wish to add/retain a reference to the company’s website on your label, then please be aware that the website becomes labeling under the Federal Insecticide, Fungicide, and Rodenticide Act (FIFRA) and is subject to review by the Agency. If the website is false or misleading, the product would be misbranded and unlawful to sell or distribute under FIFRA section 12(a)(1)(E). 40 CFR 156.10(a)(5) lists examples of statements EPA may consider false or misleading. In addition, regardless of whether a website is referenced on your product’s label, claims made on the website may not substantially differ from those claims approved through the registration process. Therefore, should the Agency find or if it is brought to our attention that a website contains false or misleading statements or claims substantially differing from the EPA approved registration, the website will be referred to the EPA’s Office of Enforcement and Compliance.

If you have any questions, please contact Elizabeth Andrews at 202-566-2467 or at Andrews.Elizabeth@epa.gov.

Sincerely,

A handwritten signature in black ink, appearing to read "Kara Welch".

For

Kara Welch, Acting Product Manager 03
Invertebrate & Vertebrate Branch 1
Registration Division (7505T)
Office of Pesticide Programs

The applicant has certified that no changes, other than those reported to the Agency have been made to the labeling. The Agency acknowledges this notification by letter dated:

08/24/2023

Editorial Notes:

[Bracketed text] is optional language. Any text separated by a backslash “/” and “or” are options.

Claims may be placed anywhere on the label. Optional text located within mandatory sections may be placed anywhere within the section it appears in on the label

Refer to Appendix I for marketing claims.

The term “New[!]” as a claim will only be used for the first 6 months of product on shelf.

The word “and” may be substituted with “&”. Plural words may be used in their singular form or singular words may be used in their plural form unless otherwise specified in 40 CFR.

{This label contains two sub-labels, A and B. The Concentrate and Ready-To-Spray sub-labels are each marketed with alternate brand names}

20NACOM182

Sub-Label A: Concentrate Sub-Label [ABN’s]

BioAdvanced® Science-Based Solutions All in One Rose & Flower Plant† Care Concentrate I

BioAdvanced® Science-Based Solutions All in One Flower Plant† Care Concentrate

BioAdvanced® Science-Based Solutions All in One Rose & Flower Plant† Concentrate

BioAdvanced® Science-Based Solutions All in One Rose & Flower Plant† Spray Concentrate I

BioAdvanced® All-in-One Rose & Flower Plant† Concentrate

BioAdvanced® Science-Based Solutions 3-in-1 Insect, Disease & Plant Mite Control Concentrate II

BioAdvanced® 3-in-1 Insect, Disease & Plant Mite Control Concentrate

Sub-Label B: Ready-to-Spray Sub-Label [ABN’s]

BioAdvanced® Science-Based Solutions All-in-One Rose & Flower Plant† Ready-to-Spray I

BioAdvanced® Science-Based Solutions All in One Rose & Flower Plant† Care Ready-to-Spray

BioAdvanced® Science-Based Solutions All in One Rose & Flower Plant† Ready-to-Spray

BioAdvanced® All-in-One Rose & Flower Plant† Ready-to-Spray

BioAdvanced® Science-Based Solutions 3-in-1 Insect, Disease & Plant Mite Control Ready-to-Spray II

BioAdvanced® 3-in-1 Insect, Disease & Plant Mite Control Ready-to-Spray

† Apply when pollinators are not present

ACTIVE INGREDIENTS	% BY WEIGHT
Bifenthrin ¹	0.57%
Myclobutanil ²	0.53%
OTHER INGREDIENTS	98.90%
TOTAL:	100.00%

¹Equivalent to 0.0485 pound of bifenthrin per U.S. gallon

²Equivalent to 0.0451 pound of myclobutanil per U.S. gallon

**STOP - Read This Entire Label Before Use
KEEP OUT OF REACH OF CHILDREN**

CAUTION

FOR OUTDOOR RESIDENTIAL USE ONLY

See [back/side/top/bottom] [panel/booklet/label] for additional [first aid and] precautionary statements.

Produced For [By]/Distributed By/Guaranteed By

SBM Life Science Corp.

PO Box 525,

Morrisville, North Carolina 27560

1001 Winstead Drive, Suite 500 Cary, North Carolina 27513

EPA Reg No. 92564-XXX

EPA Est. No. -----

NET CONTENTS: 0.1-fl oz to 128 fl oz (3-3785 ml)

BioAdvanced® is a registered trademark of SBM Life Science Corp.

Get More From the Blue Bottle® is a registered trademark of SBM Life Science Corp.

20NACOM182 7/6/2023 1/06/2022

{Sub-Label A: Concentrate Sub-Label}

{Note to PM: All footnotes will be in close proximity to the claim}

[ABN's]

- BioAdvanced® Science-Based Solutions All in One Rose & Flower Plant† Care Concentrate I
- BioAdvanced® Science-Based Solutions All in One Flower Plant† Care Concentrate
- BioAdvanced® Science-Based Solutions All in One Rose & Flower Plant† Concentrate
- BioAdvanced® Science-Based Solutions All in One Rose & Flower Plant† Spray Concentrate I
- BioAdvanced® All-in-One Rose & Flower Plant† Concentrate
- BioAdvanced® Science-Based Solutions 3-in-1 Insect, Disease & Plant Mite Control Concentrate II
- BioAdvanced® 3-in-1 Insect, Disease & Plant Mite Control Concentrate

† Apply when pollinators are not present

ACTIVE INGREDIENTS:	% BY WEIGHT
Bifenthrin ¹	0.57%
Myclobutanil ²	0.53%
OTHER INGREDIENTS	98.90%
TOTAL:	100.00%

¹Equivalent to 0.0485 pound of bifenthrin per U.S. gallon
²Equivalent to 0.0451 pound of myclobutanil per U.S. gallon

STOP - Read This Entire Label Before Use
KEEP OUT OF REACH OF CHILDREN
CAUTION

FOR OUTDOOR RESIDENTIAL USE ONLY

See [back/side/top/bottom] [panel/booklet/label] for additional [first aid and] precautionary statements.

Produced For [By]/Distributed By/Guaranteed By

SBM Life Science Corp.

PO Box 525,

Morrisville, North Carolina 27560

1001 Winstead Drive, Suite 500 Cary, North Carolina 27513

EPA Reg No. 92564-XXX

EPA Est. No. -----

NET CONTENTS: 0.1- fl oz (128 fl oz (3-3785 ml))

BioAdvanced® is a registered trademark of SBM Life Science Corp.

Get More From the Blue Bottle ® is a registered trademark of SBM Life Science Corp.

20NACOM182

FIRST AID

If swallowed:	Call a poison control center or doctor immediately for treatment advice. Have person sip a glass of water if able to swallow. Do not induce vomiting unless told to by a poison control center or doctor. Do not give anything to an unconscious person.
If in eyes:	Hold eye open and rinse slowly and gently with water for 15-20 minutes. Remove contact lenses, if present, after the first 5 minutes, then continue rinsing eye. Call a poison control center or doctor for treatment advice.
NOTE: Have the product container or label with you when calling a poison control center or doctor or going for treatment. For medical emergency information, you may call toll-free 1-877-229-3763.	

[Optional Prop 65 Statements required by California - statement will only be included if marketed in CA]



[**ATTENTION/NOTICE:** This product can expose you to myclobutanil which is known to the State of California to cause birth defects or other reproductive harm. For more information go to www.P65Warnings.ca.gov]



[**ATTENTION/NOTICE:** This product can expose you to a chemical known to the State of California to cause birth defects or other reproductive harm. For more information go to www.P65Warnings.ca.gov]

PRECAUTIONARY STATEMENTS

HAZARDS TO HUMANS AND DOMESTIC ANIMALS

CAUTION

- Harmful if swallowed.
- Causes moderate eye irritation.
- Avoid contact with eyes or clothing.
- Wear protective eyewear
- Wear long-sleeved shirt and long pants, socks and shoes
- Wash hands thoroughly with soap and water after handling and before eating, drinking, chewing gum, using tobacco, or using the toilet.
- Remove and wash contaminated clothing before reuse

ENVIRONMENTAL HAZARDS

- This product is toxic to fish and aquatic organisms.
- Do not apply directly to water or to areas where surface water is present or to intertidal areas below the mean high-water mark.
- To protect the environment, do not allow pesticide to enter or run off into storm drains, drainage ditches, gutters, or surface waters.
- Applying this product in calm weather when rain is not predicted for the next 24 hours will help to ensure that wind or rain does not blow or wash pesticide off the treatment area.
- Rinsing application equipment over the treated area will help avoid run off to water bodies or drainage systems.
- Apply this product only as specified on this label.
- Care should be used when spraying to avoid fish and reptile pets in/around ornamental ponds.
- This product is highly toxic to bees exposed to direct treatment or residues on blooming crops or weeds. Do not apply this product or allow to drift to blooming plants if bees are foraging in the treatment area.

- [Do not discharge effluent containing this product into lakes, streams, ponds, estuaries, oceans, or other public waters unless in accordance with the requirements of a National Pollutant Discharge Elimination System (NPDES) permit and the permitting authority has been notified in writing prior to discharge. Do not discharge effluent containing this product to sewer systems without previously notifying the local sewage plant authority. For guidance contact your State Water Board or Regional Office of the EPA.]
{Included if product is packaged in a container equal to or greater than 5 gallons per PRN 95-1}

(BACK PANEL)

{Note to PM: The word "listed" can appear as a footnote with the appropriate phrase, indicated by listed [*] pests/diseases}

[Insert Claims from APPENDIX I]

OPTION 1

[This product's exclusive 3-way formula protects against listed[*] insects, plant mites, and diseases in one easy step. This formula kills listed[*] insects by contact, controls plant mites, controls listed[*] diseases, and keeps on protecting for [up to 2] weeks. This concentrate formula provides long lasting insect control, plant mite control, and disease protection on rose bushes†, flower plants†, houseplants (treated outside), ground covers, vines, ornamentals, shrubs, and trees. Protecting beautiful trees, shrubs, flower plants†, and rose bushes† has never been easier!]




OPTION 2

[This product's exclusive formula protects against listed[*] insects, plant mites and diseases in one easy step. It provides up to 2 weeks protection against the major insect and disease problems of rose bushes†, hibiscus, iris, and other flower plants† and shrubs. Protecting beautiful rose bushes†, flower plants†, and shrubs has never been easier!]

[STOP!] [READ THE/THIS [ENTIRE] LABEL FIRST]

{Note to reviewer: Quick [Product] Facts/Information is optional, and the information may appear inside or outside the box}

[QUICK FACTS/PRODUCT FACTS/PRODUCT INFORMATION]	
[Read entire directions for use before applying.]	
Editorial Note – Marketing Claims Positioned Here [see Appendix I]	
KILLS/ [& PREVENTS]	Adelgids, Aphids, Leaf Feeding Caterpillars, Japanese beetles (adult), Lace bugs, Leaf-feeding beetles, Leafhoppers (including Glassy-Winged Sharpshooter), Leafminers, Mealybugs, Psyllids, Spider mites, Thrips, Whiteflies, and other listed [*] pests. {Illustrations of the listed insects/mites from art table may appear}
CONTROLS/DISEASES CONTROLLED	Anthracnose, black spot, leaf spot, petal blight, powdery mildew, rust, scab & other listed [*] diseases. {Illustrations of the listed diseases from art table may appear}
WHEN TO APPLY/USE	To prevent listed [*] insect, plant mite, or disease infestations or control them when they first appear. {Illustration from art table}
WHERE TO USE/USE SITES	Outdoors on rose bushes†, flower plants†, ground covers, vines, ornamentals, shrubs, and trees [Houseplants (treated outside) Container plants (treated outside)] [For use on houseplants & container plants (treated outside).] For use on non-edible plants only. [Roses, Flowers, Azaleas, Camellias, Rhododendrons and other shrubs]† {Illustrations of the listed use sites from art table may appear}
HOW MUCH TO USE	Dilute 3 fl oz (6 Tablespoons) of concentrate in 1 gallon of water. {Illustration from art table}
HOW IT WORKS	[Insert Claims from Appendix I]
COVERAGE	[FOR USE WITH CONSUMER MIXED CONCENTRATE PRODUCT ONLY] Makes/Creates/Delivers up to 10.7 gallons of spray {32 oz. size} Makes/Creates/Delivers up to 21.3 gallons of spray {64 oz. size} Apply at a rate of 2.3 gal of spray per 1,000 sq. ft {Note to reviewer: Coverage size will vary depending on the size of the bottle}

  [ILLUSTRATION]	<p>QUESTIONS OR COMMENTS? Text or call toll-free 877-229- 3724 or visit us online at www.bioadvanced.com.</p> <p>[Use your phone(to) [scan][the][tag][or][this code][to learn][or][to][see/view][more][uses][or][information][the][M]SDS][Videos] [(on)how to use][this product][for [how to(use)] [tips]</p> <p><i>QR code for example only</i></p> 
--	---

† Apply when pollinators are not present

{Note to Reviewer: QR Code image is representative and for position only and it may appear on any panel of the marketplace label}

DIRECTIONS FOR USE {For Concentrate Products}

It is a violation of Federal law to use this product in a manner inconsistent with its labeling.

Read and follow all label restrictions and directions when using this product.

BEFORE YOU APPLY/USE RESTRICTIONS

To protect pollinators when blooms are present, apply the product during early morning or late evening, when bees are not foraging.

If applied prior to bloom, or blooms are removed or petal fall is complete, applications may be made during the day.

{Restrictions Option 1}

Restrictions:

- Do not make applications during rain.
- Avoid making applications when rainfall is expected before the product has sufficient time to dry (minimum 4 hours).
- Rainfall within 24 hours after application may cause unintended runoff of pesticide application.
- Do not apply when the wind speed is greater than 15 mph.
- Do not spray the product into fish pools, ponds, streams, or lakes.
- Do not apply directly to sewers or storm drains, or to any area like a drain or gutter where drainage to sewers, storm drains, water bodies, or aquatic habitat can occur.
- Do not allow the product to enter any drain during or after application.
- Do not apply directly to impervious horizontal surfaces such as sidewalks, driveways, and patios
- Do not apply or irrigate to the point of runoff.
- Remove animal feeding dishes prior to application.
- Do not use in small, enclosed areas where spray may be inhaled.
- Do not apply to fruits or vegetables used for food.
- Do not use indoors - for houseplants, move them outside, treat, let dry and bring back indoors.
- For outdoor residential use only.
- Do not apply to areas which are waterlogged or saturated, which will not allow penetration into the root zone of the plant.
- Do not apply this product while bees are foraging.
- Do not treat or apply to lawns or turf
- Do not apply more than 13 treatments per year. In Nassau and Suffolk Counties in New York State, do not apply more than 3 times per given area per year.
- Do not treat plants during periods of stress, i.e. heat, drought, flooding, insects, excessive fertilizer, herbicides or pesticide use, etc.
- Do not apply when temperatures are above 85°F.
- For application to individual plants only use conventional pump up sprayers at labeled rates.
- If disease is already present, this product will not eliminate it.
- Not for use on plants being grown for sale or other commercial use, or for commercial seed production, or for research purposes. For use on plants intended only for aesthetic purposes or climatic modifications and being grown in interior plantscapes, ornamental gardens or parks, or lawn and grounds. Only use this product on plants being grown for aesthetic or climatic purposes and in interior and exterior sites, such as, gardens, parks, lawns, and grounds, and other ornamental sites. Do not use on vegetation intended for sale or other commercial uses. Do not use on plants grown for seed production or research purposes.
- Spot treatments must not exceed two square feet in size (for example, 2 ft. by 1 ft. or 4 ft. by 0.5 ft.).
- For foliar applications, do not apply by ground within 25 feet of lakes, reservoirs, rivers, permanent streams, marshes or natural ponds, estuaries and commercial fish farm ponds.

OR




{Restrictions Option 2}

Restrictions

- For outdoor residential use only.
- Remove animal feeding dishes prior to application.
- Avoid making applications when rainfall is expected before the product has sufficient time to dry (minimum 4 hours).

	<ul style="list-style-type: none"> • Rainfall within 24 hours after application may cause unintended runoff of pesticide application. • For application to individual plants only use conventional pump up sprayers at labeled rates. • If disease is already present, this product will not eliminate it. • Not for use on plants being grown for sale or other commercial use, or for commercial seed production, or for research purposes. For use on plants intended only for aesthetic purposes or climatic modifications and being grown in interior landscapes, ornamental gardens or parks, or lawn and grounds. Only use this product on plants being grown for aesthetic or climatic purposes and in interior and exterior sites, such as, gardens, parks, lawns, and grounds, and other ornamental sites. Do not use on vegetation intended for sale or other commercial uses. Do not use on plants grown for seed production or research purposes. • Spot treatments must not exceed two square feet in size (for example, 2 ft. by 1 ft. or 4 ft. by 0.5 ft.). • For foliar applications, do not apply by ground within 25 feet of lakes, reservoirs, rivers, permanent streams, marshes or natural ponds, estuaries and commercial fish farm ponds. <p>DO NOT</p> <ul style="list-style-type: none"> • Make applications during rain. • Apply when the wind speed is greater than 15 mph. • Spray the product into fish pools, ponds, streams, or lakes. • Apply directly to sewers or storm drains, or to any area like a drain or gutter where drainage to sewers, storm drains, water bodies, or aquatic habitat can occur. • Allow the product to enter any drain during or after application. • Apply directly to impervious horizontal surfaces such as sidewalks, driveways, and patios. • Apply or irrigate to the point of runoff. • Use in small, enclosed areas where spray may be inhaled. • Apply to fruits or vegetables used for food. • Use indoors - for houseplants, move them outside, treat, let dry and bring back indoors. • Apply to areas which are waterlogged or saturated, which will not allow penetration into the root zone of the plant. • Apply this product while bees are foraging. • Treat or apply to lawns or turf • Apply more than 13 treatments per year. In Nassau and Suffolk Counties in New York State, do not apply more than 3 times per given area per year. • Treat plants during periods of stress, i.e. heat, drought, flooding, insects, excessive fertilizer, herbicides or pesticide use, etc. • Apply when temperatures are above 85°F.
WHERE TO USE	<p>Outdoors on rose bushes[†], flower plants[†], ground covers, vines, ornamentals, shrubs, and trees</p> <p>Azaleas, Camellias, Rhododendrons and other shrubs[†]</p> <p>Houseplants/container plants (treated outside)</p> <p>For use on non-edible plants only.</p> <p>[†] Apply when pollinators are not present</p>
WHEN TO USE	<p>When listed[*] insects, plant mites, or disease first appear.</p> <ul style="list-style-type: none"> • To avoid serious damage, treat pests and diseases early in the season before they multiply.
HOW OFTEN	<ul style="list-style-type: none"> ▪ Kills listed[*] insects on contact and keeps on killing for up to 14 days. ▪ For control of Japanese beetles, plant mites, severe infestations of other listed[*] pests and diseases. Repeat every 14 days as necessary.

HOW IT /THIS [PRODUCT] WORKS	<p>This product provides 3 way action: kills existing pests, forms protective barrier on outside of plant and is absorbed into the plant regardless of weather conditions. [This product provides 3 way action: kills listed[*] insects on contact, controls plant mites, and controls listed[*] diseases, and keeps on protecting for up to 2 weeks.]</p> <p>[This product kills existing pests by contact or ingestion.] [This product kills listed[*] insects on contact, controls plant mites, and controls listed[*] diseases, and keeps on protecting for up to 2 weeks.]</p> <p>The maximum application rate for Bifenthrin is 0.114 lbs ai/A. The maximum application rate for Myclobutanil is 0.106 lbs ai/A.</p>
---	--

[FOR USE WITH CONSUMER MIXED CONCENTRATE PRODUCT ONLY]	
MIXING & MEASURING	Shake well before using. Use 3 fl oz (6 tablespoons) of concentrate per 1 gallon of water to spray. SEE SPRAYER TYPES
COVERAGE	[FOR USE WITH CONSUMER MIXED CONCENTRATE PRODUCT ONLY] Makes/Creates/Delivers up to 10.7 gallons of spray {32 oz. size} Makes/Creates/Delivers up to 21.3 gallons of spray {64 oz. size} Apply at a rate of 2.3 gal of spray per 1,000 sq. ft {Note to reviewer: Coverage size will vary depending on the size of the bottle}
HOW TOSPRAY	[Adjust nozzle on your sprayer to desired spray pattern.] <ul style="list-style-type: none"> ▪ Hold sprayer about 12 inches from foliage. ▪ Spray leaves, stems and tender new shoots. ▪ Apply until both sides of the leaves are evenly coated with spray, but not dripping.
SPRAYER TYPES	
(ART: ICON OF PUMP TYPE) 	<u>For Pump Style Tank Sprayer:</u> To make one gallon of spray: <ol style="list-style-type: none"> 1. Pour 3 fl. oz. (6 Tablespoons) of the liquid concentrate. 2. Dilute in 1 gallon of water. 3. Close sprayer and shake well before applying.
{ART: icon of flexible bag with sprayer} 	<u>{For Pre-measured Concentrate plus bag and Sprayer:}</u> To make one container of spray: <ol style="list-style-type: none"> 1. Fill with water [to the fill line]. Do not overfill. 2. Empty concentrate [bottle] [package] into the neck of [flexible] container/bag 3. Attach sprayer and tighten, then shake 4. Apply
{ART: icon of Jaws type sprayer} 	<u>{For Pre-measured Concentrate pod plus Sprayer filled with water:}</u> To make one bottle of spray: <ol style="list-style-type: none"> 1. [Fill –] When bottle is empty, fill with water [to the fill line]. Do not overfill or pod will not empty. 2. [Reload –] Insert the refill pod into the neck of the bottle 3. [Reuse –] Insert the sprayer through the pod, tighten sprayer to release concentrate [,shake] and spray <p><u>OR</u></p> <p><u>Fill bottle to the [water fill] level/line. Note: Do not overfill bottle. Pod will not empty. Insert pod into bottle neck. Attach sprayer to bottle and shake gently.</u></p>

(ART: ICONDIAL TYPE)



For Dial-Style Hose-End Sprayers:

Dilution rate: 3 fl. oz. (6 tablespoons) per gallon

1. Fill sprayer jar with enough concentrate to treat the desired plants.
2. Close sprayer and set dial.
3. Attach sprayer to hose and apply.

OR

Fill sprayer jar with enough concentrate to cover plants to be treated and follow the label directions specific to your sprayer for applying.

(ART: ICON OF WATER TYPE)



For Concentrate-Plus-Water Hose-End Sprayers:


Dilution rate: 3 fl. oz. (6 tablespoons) per gallon

1. Pour concentrate into sprayer jar to the required fluid ounce level.
2. Add the appropriate amount of water to the gallons level.
3. Replace sprayer top and shake well before applying.

OR

Pour concentrate into sprayer jar to the required fluid ounce level and follow the label directions specific to your sprayer for applying.

{Note to PM: The lists of insects and diseases may appear elsewhere on the label and be referenced in the Directions for Use}

INSECTS AND MITES CONTROLLED	 (ART: Aphid, Japanese Beetle (adult))			
	Adelgids+ Ants- [including pavement ants, acrobat ant, big headed ant, crazy ant, corn field ant, odorous house ant, little black ant, leaf cutter ants] ~-(excluding fire, harvester, pharaoh, and carpenter ants) Aphids Armyworms Bagworms Beetles+ Boxelder bugs Budworms Brown soft scales Cankerworms Caterpillars Chinch bugs Crickets Cucumber beetles Cutworms	Diaprepes (adult) Earwigs Elm leaf beetles Fall webworms Firebrats Flea beetles Fungus gnats (adult) Grasshoppers Gypsy (spongy) moth larvae Japanese beetles (adult)+ Lace bugs Leaf-feeding beetles Leaf-feeding caterpillars Leafhoppers	Leafminers (including Birch Leafminers and Holly Leafminers) Leafrollers Loopers Mealybugs Millipedes Pillbugs Pine shoot beetle (adult) Plant bugs Plant Mites (including broad mites, clover mites, European red mites, pecan leaf scorch mite) Psyllids+ Rose Midges Rose Slugs Sawflies Scale insects [crawler stages including California red scale, pine needle scale, SanJose scale]	Silverfish Sowbugs [Spiders (excluding black widow, hobo and brown recluse)] Spider mites Spittlebugs+ Stink bugs Tarnished plant bugs Tent caterpillars Thrips (including citrus thrips) Tip moths Treehoppers+ Twig borers Viburnum leaf beetle Webworms Weevils [including adult root weevils, black vine weevil, orchard weevil] Whiteflies

CONTROLS LISTED DISEASES	Black Spot Powdery Mildew Rust Scab Leaf Spot Anthracnose Petal Blight
---------------------------------	--

Restrictions
 Do not apply this product while bees are foraging.
 Do not wet the foliage within four hours after applying.

Application Instructions
 Apply until both sides of the leaves are evenly coated with spray, but not dripping, at a rate of 2.3 gallons of diluted spray per 1,000 sq. ft. One gallon of diluted spray (3 fl oz concentrate) should cover 433 sq. ft., or approximately 16 rose bushes† (each 5 ft by 5 ft).
 To treat existing disease: apply at least 3 times, every 14 days apart beginning at the first sign of disease.
 To prevent diseases: apply at least 3 times, every 14 days apart during the growing season, starting when new leaves first appear.

+ Not for use in California † Apply when pollinators are not present

[FOR BEST RESULTS]

To avoid serious damage to plants, treat pests early in the season before they multiply.

[For optimum bagworm control, treat when larvae have started to hatch, directing spray to contact as many larvae as possible.]



People & pets may enter the area after the spray has dried.



[ILLUSTRATION]

STORAGE AND DISPOSAL

Do not contaminate food, water, or feed by storage or disposal.

Pesticide Storage

Store in original container in a cool, dry place, out of the reach of children, preferably a locked storage cabinet.

Pesticide Disposal and Container Handling



If empty:

- Non-refillable container. Do not refill or reuse container.
- Place empty container in trash or offer for recycling if available.

If partly filled:

- Call your local solid waste agency for disposal instructions.
- Never place unused product down any indoor or outdoor drain.

NOTICE: Research and testing have determined that the “Directions for Use” are appropriate for the proper use of this product under expected conditions. To the extent consistent with applicable law, the Buyer assumes responsibility for lack of performance or safety if not used according to the directions.

Money Back Guarantee: If you are not satisfied with this product, we will gladly refund your original purchase price.

¿HABLA ESPAÑOL? BIOADVANCED.COM

Para la traducción al español de esta etiqueta, visite BioAdvanced.com

(For the Spanish translation of this label, visit BioAdvanced.com) [ILLUSTRATION from art table]

{Note to PM: Batch code to be added at time of production}

{Note to reviewer: Product name 20NACOM182 will be replaced with marketed Alternate Brand Name/ It/ this product on the marketplace label}

Ergo-Grip™, EZ-Grip One Touch Sprayer™ are trademarks of SBM Life Science Corp.

{Sub-Label B: Ready-to-Spray Sub-Label}

{Note to PM: All footnotes will be in close proximity to the claim}

[ABN's]

- BioAdvanced® Science-Based Solutions All-in-One Rose & Flower Plant† Ready-to-Spray I
- BioAdvanced® Science-Based Solutions All in One Rose & Flower Plant† Care Ready-to-Spray
- BioAdvanced® Science-Based Solutions All in One Rose & Flower Plant† Ready-to-Spray
- BioAdvanced® All-in-One Rose & Flower Plant† Ready-to-Spray
- BioAdvanced® Science-Based Solutions 3-in-1 Insect, Disease & Plant Mite Control Ready-to-Spray II
- BioAdvanced® 3-in-1 Insect, Disease & Plant Mite Control Ready-to-Spray

† Apply when pollinators are not present

ACTIVE INGREDIENTS:	% BY WEIGHT
Bifenthrin ¹	0.57%
Myclobutanil ²	0.53%
OTHER INGREDIENTS	98.90%
TOTAL:	100.00%

¹Equivalent to 0.0485 pound of bifenthrin per U.S. gallon
²Equivalent to 0.0451 pound of myclobutanil per U.S. gallon

STOP - Read This Entire Label Before Use
KEEP OUT OF REACH OF CHILDREN
CAUTION

FOR OUTDOOR RESIDENTIAL USE ONLY

See [back/side/top/bottom] [panel/booklet/label] for additional [first aid and] precautionary statements.

Produced For [By]/Distributed By/Guaranteed By
 SBM Life Science Corp.

EPA Reg No. 92564-XXX
 EPA Est. No. -----

PO Box 525,
Morrisville, North Carolina 27560
~~4001 Winstead Drive, Suite 500 Cary, North Carolina 27513~~

NET CONTENTS: 16-128 fl oz (473-3785 ml)

BioAdvanced® is a registered trademark of SBM Life Science Corp.
 Get More From the Blue Bottle® is a registered trademark of SBM Life Science Corp.

20NACOM182

FIRST AID

If swallowed:	Call a poison control center or doctor immediately for treatment advice. Have person sip a glass of water if able to swallow. Do not induce vomiting unless told to by a poison control center or doctor. Do not give anything to an unconscious person.
If in eyes:	Hold eye open and rinse slowly and gently with water for 15-20 minutes. Remove contact lenses, if present, after the first 5 minutes, then continue rinsing eye. Call a poison control center or doctor for treatment advice.

NOTE: Have the product container or label with you when calling a poison control center or doctor or going for treatment. For medical emergency information, you may call toll-free 1-877-229-3763.

[Optional Prop 65 Statements required by California - statement will only be included if marketed in CA]



[**ATTENTION/NOTICE:** This product can expose you to myclobutanil which is known to the State of California to cause birth defects or other reproductive harm. For more information go to www.P65Warnings.ca.gov]



[**ATTENTION/NOTICE:** This product can expose you to a chemical known to the State of California to cause birth defects or other reproductive harm. For more information go to www.P65Warnings.ca.gov]

PRECAUTIONARY STATEMENTS

HAZARDS TO HUMANS AND DOMESTIC ANIMALS

CAUTION

- Harmful if swallowed.
- Causes moderate eye irritation.
- Avoid contact with eyes or clothing.
- Wear protective eyewear
- Wear long-sleeved shirt and long pants, socks and shoes
- Wash hands thoroughly with soap and water after handling and before eating, drinking, chewing gum, using tobacco, or using the toilet.
- Remove and wash contaminated clothing before reuse

ENVIRONMENTAL HAZARDS

- This product is toxic to fish and aquatic organisms.
- Do not apply directly to water or to areas where surface water is present or to intertidal areas below the mean high-water mark.
- To protect the environment, do not allow pesticide to enter or run off into storm drains, drainage ditches, gutters, or surface waters. Applying this product in calm weather when rain is not predicted for the next 24 hours will help to ensure that wind or rain does not blow or wash pesticide off the treatment area.
- Rinsing application equipment over the treated area will help avoid run off to water bodies or drainage systems.
- Apply this product only as specified on this label.
- Care should be used when spraying to avoid fish and reptile pets in/around ornamental ponds.
- This product is highly toxic to bees exposed to direct treatment or residues on blooming crops or weeds. Do not apply this product or allow to drift to blooming plants if bees are foraging in the treatment area.

- [Do not discharge effluent containing this product into lakes, streams, ponds, estuaries, oceans, or other public waters unless in accordance with the requirements of a National Pollutant Discharge Elimination System (NPDES) permit and the permitting authority has been notified in writing prior to discharge. Do not discharge effluent containing this product to sewer systems without previously notifying the local sewage plant authority. For guidance contact your State Water Board or Regional Office of the EPA.] {Included if product is packaged in a container equal to or greater than 5 gallons per PRN 95-1}

(BACK PANEL)

{Note to PM: The word "listed" can appear as a footnote with the appropriate phrase, indicated by listed [*] pests/diseases}

[Insert Claims from APPENDIX I]

OPTION 1

[This product's exclusive 3-way formula protects against listed[*] insects, plant mites, and diseases in one easy step. This formula kills listed[*] insects by contact, controls plant mites, controls listed[*] diseases, and keeps on protecting for [up to 2] weeks. This formula provides long lasting insect control, plant mite control, and disease protection on rose bushes†, flower plants†, houseplants (treated outside), ground covers, vines, ornamentals, shrubs, and trees. Protecting beautiful trees, shrubs, flower plants†, and rose bushes† has never been easier!]




OPTION 2

[This product's exclusive formula protects against listed[*] insects, plant mites and diseases in one easy step. It provides up to 2 weeks protection against the major insect and disease problems of rose bushes†, hibiscus, iris, and other flower plants† and shrubs. Protecting beautiful rose bushes†, flower plants†, and shrubs has never been easier!]

[STOP!] [READ THE/THIS [ENTIRE] LABEL FIRST]

{Note to reviewer: Quick [Product] Facts/Information is optional and the information may appear inside or outside the box}

[QUICK FACTS/PRODUCT FACTS/PRODUCT INFORMATION]	
[Read entire directions for use before applying.]	
Editorial Note – Marketing Claims Positioned Here [see Appendix I]	
KILLS / [& PREVENTS]	Adelgids, Aphids, Leaf Feeding Caterpillars, Japanese beetles (adult), Lace bugs, Leaf-feeding beetles, Leafhoppers (including Glassy-Winged Sharpshooter), Leafminers, Mealybugs, Psyllids, Spider mites, Thrips, Whiteflies, and other listed[*] pests. {Illustrations of the listed insects/mites from art table may appear}
CONTROLS/DISEASES CONTROLLED	Anthracnose, black spot, leaf spot, petal blight, powdery mildew, rust, scab & other listed [*] diseases. {Illustrations of the listed diseases from art table may appear}
WHEN TO APPLY/USE	To prevent listed[*] insect, plant mite, or disease infestations or control them when they first appear. {Illustration from art table}
WHERE TO USE/USE SITES	Outdoors on rose bushes†, flower plants†, ground covers, vines, ornamentals, shrubs, and trees [Houseplants (treated outside) Container plants (treated outside)] [For use on houseplants & container plants (treated outside).] For use on non-edible plants only. [Roses, Flowers, Azaleas, Camellias, Rhododendrons and other shrubs]† {Illustrations of the listed use sites from art table may appear}
HOW IT WORKS	[Insert Claims from Appendix I]
COVERAGE	[FOR USE WITH READY TO SPRAY PACKAGING ONLY] Treats [Protects] up to 170 rose bushes† (4,618 sq. ft, each bush 5 ft by 5 ft) {32 oz. size} Treats] [Protects] up to 340 rose bushes† (9,236 sq. ft, each bush 5 ft by 5 ft) {64 oz. size} Treats [Protects] up to 680 rose bushes† (18,472 sq. ft, each bush 5 ft by 5 ft) {128 oz size} Apply at a rate of 6.9 fl oz per 1,000 sq. ft {Note to reviewer: Coverage size will vary depending on the size of the bottle @ 6.9 fl oz per 1,000 sq. ft }

  [ILLUSTRATION]	<p>QUESTIONS OR COMMENTS? Text or call toll-free 877-229- 3724 or visit us online at www.bioadvanced.com.</p> <p>[Use your phone(to) [scan][the][tag][or][this code][to learn][or][to][see/view][more][uses][or][information][the][M]SDS][Videos] [(on)how to use][this product][for [how to(use)] [tips]</p> <p><i>QR code for example only</i></p> 
--	---

† Apply when pollinators are not present

{Note to Reviewer: QR Code image is representative and for position only and it may appear on any panel of the marketplace label}

DIRECTIONS FOR USE {For Ready-To-Spray Products}

It is a violation of Federal law to use this product in a manner inconsistent with its labeling.

Read and follow all label restrictions and directions when using this product.

BEFORE YOU APPLY/USE RESTRICTIONS

To protect pollinators when blooms are present, apply the product during early morning or late evening, when bees are not foraging.

If applied prior to bloom, or blooms are removed or petal fall is complete, applications may be made during the day.

{Restrictions Option 1} Restrictions:

- Do not make applications during rain.
- Avoid making applications when rainfall is expected before the product has sufficient time to dry (minimum 4 hours).
- Rainfall within 24 hours after application may cause unintended runoff of pesticide application.
- Do not apply when the wind speed is greater than 15 mph.
- Do not spray the product into fish pools, ponds, streams, or lakes.
- Do not apply directly to sewers or storm drains, or to any area like a drain or gutter where drainage to sewers, storm drains, water bodies, or aquatic habitat can occur.
- Do not allow the product to enter any drain during or after application.
- Do not apply directly to impervious horizontal surfaces such as sidewalks, driveways, and patios.
- Do not apply or irrigate to the point of runoff.
- Remove animal feeding dishes prior to application.
- Do not use in small, enclosed areas where spray may be inhaled.
- Do not apply to fruits or vegetables used for food.
- Do not use indoors - for houseplants, move them outside, treat, let dry and bring back indoors.
- For outdoor residential use only.
- Do not apply to areas which are waterlogged or saturated, which will not allow penetration into the root zone of the plant.
- Do not apply this product while bees are foraging.
- Do not treat or apply to lawns or turf
- Do not apply more than 13 treatments per year. In Nassau and Suffolk Counties in New York State, do not apply more than 3 times per given area per year.
- Do not treat plants during periods of stress, i.e. heat, drought, flooding, insects, excessive fertilizer, herbicides or pesticide use, etc.
- Do not apply when temperatures are above 85°F.
- For application to individual plants only use conventional pump up sprayers at labeled rates.
- If disease is already present, this product will not eliminate it.
- Not for use on plants being grown for sale or other commercial use, or for commercial seed production, or for research purposes. For use on plants intended only for aesthetic purposes or climatic modifications and being grown in interior plantscapes, ornamental gardens or parks, or lawn and grounds. Only use this product on plants being grown for aesthetic or climatic purposes and in interior and exterior sites, such as, gardens, parks, lawns, and grounds, and other ornamental sites. Do not use on vegetation intended for sale or other commercial uses. Do not use on plants grown for seed production or research purposes.
- Spot treatments must not exceed two square feet in size (for example, 2 ft. by 1 ft. or 4 ft. by 0.5 ft.).
- For foliar applications, do not apply by ground within 25 feet of lakes, reservoirs, rivers, permanent streams, marshes or natural ponds, estuaries and commercial fish farm ponds.

OR

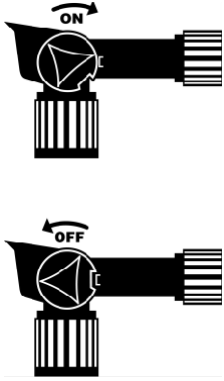
{Restrictions Option 2} Restrictions:

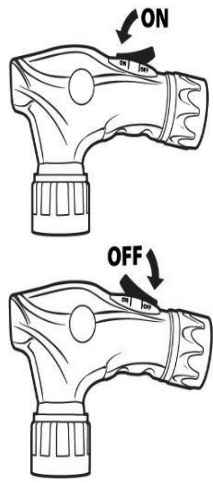
- For outdoor residential use only.
- Remove animal feeding dishes prior to application.
- Avoid making applications when rainfall is expected before the product has sufficient time to dry (minimum 4 hours).

	<ul style="list-style-type: none"> • Rainfall within 24 hours after application may cause unintended runoff of pesticide application. • For application to individual plants only use conventional pump up sprayers at labeled rates. • If disease is already present, this product will not eliminate it. • Not for use on plants being grown for sale or other commercial use, or for commercial seed production, or for research purposes. For use on plants intended only for aesthetic purposes or climatic modifications and being grown in interior landscapes, ornamental gardens or parks, or lawn and grounds. Only use this product on plants being grown for aesthetic or climatic purposes and in interior and exterior sites, such as, gardens, parks, lawns, and grounds, and other ornamental sites. Do not use on vegetation intended for sale or other commercial uses. Do not use on plants grown for seed production or research purposes. • Spot treatments must not exceed two square feet in size (for example, 2 ft. by 1 ft. or 4 ft. by 0.5 ft.). • For foliar applications, do not apply by ground within 25 feet of lakes, reservoirs, rivers, permanent streams, marshes or natural ponds, estuaries and commercial fish farm ponds. <p>DO NOT:</p> <ul style="list-style-type: none"> • Make applications during rain. • Apply when the wind speed is greater than 15 mph. • Spray the product into fish pools, ponds, streams, or lakes. • Apply directly to sewers or storm drains, or to any area like a drain or gutter where drainage to sewers, storm drains, water bodies, or aquatic habitat can occur. • Allow the product to enter any drain during or after application. • Apply directly to impervious horizontal surfaces such as sidewalks, driveways, and patios. • Apply or irrigate to the point of runoff. • Use in small, enclosed areas where spray may be inhaled. • Apply to fruits or vegetables used for food. • Use indoors - for houseplants, move them outside, treat, let dry and bring back indoors. • Apply to areas which are waterlogged or saturated, which will not allow penetration into the root zone of the plant. • Apply this product while bees are foraging. • Treat or apply to lawns or turf • Apply more than 13 treatments per year. In Nassau and Suffolk Counties in New York State, do not apply more than 3 times per given area per year. • Treat plants during periods of stress, i.e. heat, drought, flooding, insects, excessive fertilizer, herbicides or pesticide use, etc. • Apply when temperatures are above 85°F.
WHERE TO USE	<p>Outdoors on rose bushes[†], flower plants[†], ground covers, vines, ornamentals, shrubs, and trees</p> <p>Azaleas, Camellias, Rhododendrons and other shrubs[†]</p> <p>Houseplants/container plants (treated outside)</p> <p>For use on non-edible plants only.</p> <p>[†] Apply when pollinators are not present</p>
WHEN TO USE	<p>When listed[*] insects, plant mites, or disease first appear.</p> <ul style="list-style-type: none"> • To avoid serious damage, treat pests and diseases early in the season before they multiply.
HOW OFTEN	<p>Kills listed[*] insects on contact and keeps on killing for up to 14 days.</p> <p>For control of Japanese beetles, plant mites, severe infestations of other listed[*] pests and diseases. Repeat every 14 days as necessary.</p>

<p>HOW IT /THIS [PRODUCT] WORKS</p>	<p>This product provides 3-way action: kills existing pests, forms protective barrier on outside of plant and is absorbed into the plant regardless of weather conditions. [This product provides 3-way action: kills listed[*] insects on contact, controls plant mites, and controls listed[*] diseases, and keeps on protecting for up to 2 weeks.]</p> <p>[This product kills existing pests by contact or ingestion.] [This product kills listed[*] insects on contact, controls plant mites, and controls listed[*] diseases, and keeps on protecting for up to 2 weeks.]</p> <p>The maximum application rate for Bifenthrin is 0.114 lbs ai/A. The maximum application rate for Myclobutanil is 0.106 lbs ai/A.</p>
--	--

<p>HOW TO USE</p>	<p>Shake well before using. This product is ready to spray. Just attach this bottle to your hose according to directions. Water automatically mixes with the concentrate as you spray.</p>
--------------------------	--

<p>HOW TO ATTACH AND SPRAY</p> 	<p>Option 1</p> <ol style="list-style-type: none"> 1) Connect your garden hose to the bottle. Be sure the blue water control valve on top of the spray nozzle is in the OFF position. 2) To begin spraying, turn on water at faucet. Point nozzle towards the area to be treated and Press lock tab while using other hand to turn sprayer valve to on position. 3) To stop spraying, turn the water control valve on top of the spray nozzle to OFF. Turn off faucet. 4) Relieve water pressure by turning water control valve to the ON position until water slows to a drip. Turn water control valve back to OFF. Disconnect garden hose from bottle. 5) The unused portion can be saved and used at a later date. <p>Tips for Applying:</p> <ul style="list-style-type: none"> • Extend hose to the farthest plants to be treated and work back toward the faucet to avoid contacting wet, treated plants. • Use an even sweeping motion, ensuring thorough coverage of both the top and bottom leaf surfaces.
--	--

<p>[HOW TO ATTACH AND SPRAY]</p> 	<p>Option 2</p> <ol style="list-style-type: none"> 1) Connect your garden hose to the bottle. Be sure the (color inserted here) water control valve on top of the spray nozzle is in the OFF position. 2) Turn on water at faucet. Twist the small, star-shaped, (color inserted here) product-control button to align the flat portion with the lock tab. Push the button in to open. 3) To begin spraying, point nozzle towards the area to be treated and turn the (color) water control valve to ON position. Tab will be horizontal. 4) To stop spraying, turn the (color) water control valve on top of the spray nozzle to OFF. To close, push in the small round button opposite the star-shaped product-control button. Turn off faucet. 5) Relieve water pressure by turning water control valve to the ON position until water slows to a drip. Turn water control valve back to OFF. Disconnect garden hose from bottle. 6) The unused portion can be saved and used later. <p>Tips for Applying:</p> <ul style="list-style-type: none"> • Extend hose to the farthest plants to be treated and work back toward the faucet to avoid contacting wet, treated plants. • Use an even sweeping motion, ensuring thorough coverage of both the top and bottom leafsurfaces.
---	---

Option 3
CONNECT


1. Shake well before use.
2. Securely Connect sprayer to garden hose.
3. Be sure that ON/OFF Switch is in OFF position, toward hose end of sprayer.
4. Turn on water at faucet.
5. For first time use, remove plastic shipping lock from beneath switch.

SPRAY

1. Extend hose to farthest area to be treated, point sprayer nozzle in direction to be sprayed.
2. Begin spraying - Push ON/OFF Switch forward into ON position.
3. Walk at a steady pace while spraying, using an even sweeping motion, and slightly overlap treated areas. Work back toward faucet to avoid walking over wet, treated grass.

FINISH

1. To stop spraying, push ON/OFF Switch to OFF position.
2. Turn off water at faucet.
3. Relieve water pressure in hose by turning ON/OFF Switch back to ON position until water slows to a drip, then return ON/OFF switch to OFF position.
4. Disconnect sprayer from hose.



Option 4
[For first time use, remove plastic shipping lock.]
CONNECT

1. Shake well before use.
2. Connect sprayer to garden hose.
3. Make sure that the Sprayer is in the OFF position.
4. Turn on water at faucet.


SPRAY

1. Extend hose to farthest area to be treated, point Sprayer nozzle in direction to be sprayed.
2. Turn Sprayer to ON position.
3. Walk at a steady pace while spraying, using an even sweeping motion, and slightly overlap treated areas. Work back toward faucet to avoid walking over wet, treated areas.

FINISH

1. To stop spraying, turn Sprayer to OFF position.
2. Turn off water at faucet.
3. Relieve water pressure in hose by turning Sprayer to ON position until water slows to a drip, then turn Sprayer to OFF position.
4. Disconnect Sprayer from hose.

{Note to PM: The lists of insects and diseases may appear elsewhere on the label and be referenced in the Directions for Use}

INSECTS AND MITES CONTROLLED	 (ART: Aphid, Japanese Beetle (adult))			
Adelgids+ Ants- [including pavement ants, acrobat ant, big headed ant, crazy ant, corn field ant, odorous house ant, little black ant, leaf cutter ants] ~-(excluding fire, harvester, pharaoh, and carpenter ants) Aphids Armyworms Bagworms Beetles+ Boxelder bugs Budworms Brown soft scales Cankerworms Caterpillars Chinch bugs Crickets Cucumber beetles Cutworms	Diaprepes (adult) Earwigs Elm leaf beetles Fall webworms Firebrats Flea beetles Fungus gnats (adult) Grasshoppers Gypsy (spongy) moth larvae Japanese beetles (adult)+ Lace bugs Leaf-feeding beetles Leaf-feeding caterpillars Leafhoppers	Leafminers (including Birch Leafminers and Holly Leafminers) Leafrollers Loopers Mealybugs Millipedes Pillbugs Pine shoot beetle (adult) Plant bugs Plant Mites (including broad mites, clover mites, European red mites, pecan leaf scorch mite) Psyllids+ Rose Midges Rose Slugs Sawflies Scale insects [crawler stages including California red scale, pine needle scale, San Jose scale]	Silverfish Sowbugs [Spiders (excluding black widow, hobo and brown recluse)] Spider mites Spittlebugs+ Stink bugs Tarnished plant bugs Tent caterpillars Thrips (including citrus thrips) Tip moths Treehoppers+ Twig borers Viburnum leaf beetle Webworms Weevils [including adult root weevils, black vine weevil, orchard weevil] Whiteflies	
CONTROLS LISTED DISEASES	Black Spot Powdery Mildew Rust Scab Leaf Spot Anthracnose Petal Blight			
Restrictions Do not apply this product while bees are foraging. Do not wet the foliage within four hours after applying.				
Application Instructions Apply until both sides of the leaves are evenly coated with spray, but not dripping, at a rate of 6.9 fl oz per 1,000 sq. ft. One 32 fl. oz bottle of ready-to-spray product should cover 4,618 sq. ft, or approximately 170 rose bushes [†] (each 5 ft by 5 ft). {Note to PM: The area in square feet and the # of rose bushes may be scaled in proportion to the size of the bottle, for example 9,236 sq. ft and 340 rose bushes for a 64 fl oz bottle As per current range of 16-128 fl oz the coverage can vary from 2309 to 18472 sq.ft } To treat existing disease: apply at least 3 times, every 14 days apart beginning at the first sign of disease.				

To prevent diseases: apply at least 3 times, every 14 days apart during the growing season, starting when new leaves first appear.

+ Not for use in California † Apply when pollinators are not present

[FOR BEST RESULTS]

To avoid serious damage to plants, treat pests early in the season before they multiply.

[For optimum bagworm control, treat when larvae have started to hatch, directing spray to contact as many larvae as possible.]



People & pets may enter the area after the spray has dried.

STORAGE AND DISPOSAL

Do not contaminate food, water, or feed by storage or disposal.

Pesticide Storage

Store in original container in a cool, dry place, out of the reach of children, preferably a locked storage cabinet.

Pesticide Disposal and Container Handling



If empty:

- Non-refillable container. Do not refill or reuse container.
- Place empty container in trash or offer for recycling if available.

If partly filled:

- Call your local solid waste agency for disposal instructions.
- Never place unused product down any indoor or outdoor drain.

NOTICE: Research and testing have determined that the “Directions for Use” are appropriate for the proper use of this product under expected conditions. To the extent consistent with applicable law, the Buyer assumes responsibility for lack of performance or safety if not used according to the directions.

Money Back Guarantee: If you are not satisfied with this product, we will gladly refund your original purchase price.

¿HABLA ESPAÑOL? BIOADVANCED.COM

Para la traducción al español de esta etiqueta, visite BioAdvanced.com

(For the Spanish translation of this label, visit BioAdvanced.com) [ILLUSTRATION from art table]

{Note to PM: Batch code to be added at time of production}

{Note to reviewer: Product name 20NACOM182 will be replaced with marketed Alternate Brand Name/It/ this product on the marketplace label}

Ergo-Grip™, EZ-Grip One Touch Sprayer™ are trademarks of SBM Life Science Corp.

{Note to PM: The word "listed" can appear as a footnote with the appropriate phrase, indicated by listed [*] pests/diseases}
{Note to PM: All footnotes will be in close proximity to the claim}

Appendix I: Marketing Claims

{General Claims}

1. [For] use on: Rose Bushes[†], Flower Plants[†], Houseplants (treated outside), Ground Covers, Vines, Ornamentals, Shrubs, and Trees
2. [For] use on [insert listed use sites]
3. [For] Use on Flower Plants[†] [Rose Bushes[†]], [Ornamentals,] [Shrubs,] [Ground Covers,] [Trees,] [Vines,] [and] [Houseplants (treated outside)]
4. Plant protection - Protects listed[*] plants leaves/branches [top to bottom]
5. 3 Benefits in One: Listed [*] Insect Protection, [Spider] Mite Protection, and Disease Protection
6. One application, three benefits: Listed[*] Insect Protection, Spider Mite Protection, and Disease Protection
7. All-in-One, three benefits: listed[*] insect, disease, and spider mite protection.
8. Premium care – 3 in 1 formula – controls listed[*] insect, plant mites, and diseases
9. 3 in 1 formula – kills listed[*] insects on contact, controls plant mites, controls listed[*] diseases, and keeps on protecting for [up to 2]weeks [provides long lasting protection]
10. [All-in-one] Protection Formula – Kills listed[*] insects, plant mites and diseases on contact, and keeps onprotecting for [up to 2] weeks.
11. Exclusive [Proprietary] Formula – Three way control – controls listed[*] insects, plant mites, and diseases.
12. Three benefits in one package: listed[*] insect, disease and plant mite control.
13. One application with three benefits: controls listed[*] insects, plant mites and diseases.
14. Systemic disease three way action [control]: listed[*] insect control, disease control and plant mite control.
15. Fast, easy, & efficient
16. Prevents [insect] [plant mite] [and] [disease] damage.
17. Three garden products in one: listed[*] insect control, disease control and plant mite control.
18. Proven three way control - listed[*] insect control, disease control and plant mite control.
19. The Rose Bush[†] and Flower Plant[†] defender [guardian] [protector]
20. 3 Benefits in 1
21. 3 in 1 Formula - Insecticide, Fungicide, Miticide[^]
22. 3 Garden Products in 1- Insecticide, Fungicide, Miticide[^]
23. Insecticide, Fungicide, Miticide[^]
24. Kills listed insects up to 2 weeks.
25. Kills listed diseases up to 2 weeks.
26. Effective Against a Broad Range of listed* Insects, Plant Mites, and Diseases
27. 3 Benefits in One: Insect Control, Plant Mite Control and Disease Control
28. Protects against Insects & Diseases for up to 2 weeks.
29. Made in the USA.
30. Eliminates the need for multiple products.
31. Protects the plant from listed[*] insects and diseases.
32. Rainproof [protection] in 4 hours [illustration from art table]
33. Do not apply when rainfall is expected within 4 hours of application.
34. Repeat every 14 days as necessary[#]
35. Systemic disease control
36. Systemic insect control
37. Systemic Insect & disease control
38. New [formula]
39. Apply with most common garden sprayers.

{Note to PM- "NEW" may be added anywhere to a claim and will only be used for the first 6 months of product on shelf}

† Apply when pollinators are not present

[^] Against plant mites

Up to 13 treatments/year

{Packaging Claims for RTS Label}

1. Bonus size...X% more
2. Easy hold Sprayer
3. EZ Spray
4. One-touch sprayer
5. EZ-Grip One Touch Sprayer™
6. Ergo-Grip™
7. Simple spray
8. One touch
9. Spray n go
10. Thumb switch
11. Handy spray
12. EZ touch
13. One-touch application
14. Improved Power Sprayer
15. Improved Spray Technology
16. Enhanced Spray Design
17. Re-Designed for Improved Spraying
18. Re-Engineered for Better Spraying
19. Redesigned = Improved Spraying
20. Easy, Accurate Measuring & Mixing
21. Ready-to-Spray formula ... no mixing, no measuring
22. Apply with most common garden sprayers!
23. Ready-to-Spray

{Packaging Claims for Concentrate Label}



1. Concentrate
2. Bonus size...X% more
3. One quart covers up to 170 rose bushes[†] (each 5 ft by 5 ft), applied at a rate of 6.9 fl oz per 1,000 sq. ft.
4. One [1] half gallon covers up to 340 rose bushes[†] (each 5 ft by 5 ft), applied at a rate of 6.9 fl oz per 1,000 sq. ft
5. One [1] gallon covers up to 680 rose bushes[†] (each 5 ft by 5 ft), applied at a rate of 6.9 fl oz per 1,000 sq. ft
6. Concentrated formula
7. Mess-free cap/ top /lid/ cup
8. Drain-back cap/ top/ lid/ cup.
9. Easy-to-use cap
10. Cap lets you measure just the amount you need.
11. Cap is a measuring cup.
12. Make only what you need.
13. To measure the right amount of product, use the convenient cap with volume markings inside.
14. Measure with ease
15. Mess-free drain-back cap

16. Easy dose cap/top/lid/cup
17. Easy measure cap/ top/ lid /cup
18. Ultra-concentrated easy dose cap
19. Improved cap
20. No drip...no mess
21. Dripless cap
22. Delivers the right dose.
23. Quick, convenient, and mess free.

† Apply when pollinators are not present

{Packaging Claims for Pre-measured Concentrate pod}



{example image of claim}

1. Reusable [& refillable] bottle
2. 25x reusable bottle
3. Saves X% of plastic vs. standard 24oz bottle
4. Concentrate [Formula] makes X [spray] bottles {to be used with packaging containing multiple (X) pods}

{Pest Claims}

1. Just one application quickly kills listed [*] insects.
2. Up to 14 day [2 weeks] listed[*] insect protection.
3. Protects against listed [*] insects for up to 14 days [2 weeks]
4. Keeps killing listed [*] insects for up to 14 days [2 weeks]
5. Continuous killing [power] against listed [*] insects for up to 14 days.
6. Fast Acting, Kills Listed [*] Insects On Contact.
7. Fast Acting
8. Kills listed [*] insects on contact.
9. Long Lasting, Keeps On Killing Listed [*] Insects For up to 14 days [2 weeks]
10. Keeps on killing up to 14 days [2 weeks]
11. Highly effective against listed plant mites
12. Residual action keeps killing listed [*] insects for up to 2 weeks.
13. Protects against listed [*] [insert listed diseases [and/ or] insert listed use sites]
14. Prevents listed [*] insect, plant mite and disease problems on rose bushes†, flower plants†, houseplants (treated outside), groundcovers, vines, ornamentals, shrubs, and trees.
15. Kills listed [*] insects that harm rose bushes†, flower plants†, houseplants (treated outside), ground covers, vines, ornamentals, shrubs, and trees.
16. Rescues [guards] plants from listed [*] pests.
17. Kills listed [*] Insects and Plant Mites on Contact.
18. Controls [Kills] aphids, caterpillars, [and] plant mites, [and other listed [*] insects].
19. Kills aphids, spider mites, Japanese beetles (adult) and other listed [*] pests.
20. Listed [*] Insect control.
21. Keeps on Killing listed* Insects for Up to 14 days [2 weeks]

22. Highly effective against plant mites.
23. Insect Control Japanese Beetles (adult), Aphids & other listed pests
24. Plant Mite control
25. Kills aphids, spider mites, Japanese Beetles (adult) & other listed[*] pests.
26. Kills [insert listed insects [and/ or] listed diseases]
27. Kills/Controls [insert listed insects] [and other listed insects]
28. Effective against a broad range of listed insects, plant mites and diseases

† Apply when pollinators are not present

{Disease Claims}


















1. Systemic formula works through the leaves and stems to protect for listed [*] disease control.
2. A systemic disease protectant.
3. A protectant for listed[*] fungus and against listed[*] pests.
4. Systemic Disease Protectant Formula – gets [moves] inside the plant to protect.
5. Prevents and stops listed[*] pests and diseases on rose bushes†, flower plants†, houseplants (treated outside),ground covers,vines, ornamentals, shrubs, and trees.
6. Prevents listed diseases.
7. Protects against listed insects, plant mites and diseases on rose bushes†, flower plants†, houseplants (treated outside), groundcovers, vines, ornamentals, shrubs and trees.
8. Controls black spot, powdery mildew, [and]rust, [and other listed[*] diseases].
9. Systemic formula, controls listed[*] diseases.
10. Listed[*] Disease control.
11. Prevents [insert any listed disease]
12. Protects your plants from listed[*] diseases.
13. Disease Control [insert listed diseases]
14. Kills/Controls [insert listed diseases] & Other listed diseases.














† Apply when pollinators are not present

{Guarantee Claims}

1. 100% Satisfaction Guaranteed or your money back [insert graphic from art table ‡‡]
2. Guaranteed Satisfaction or your money back
3. Money Back Guarantee - If you are not satisfied with this product, we will gladly refund your original purchase price.
4. Guaranteed or your money back!
5. We guarantee it or your money back!

[ART]

	
 <p>{used with kills on contact claim}</p>	<p>LEAF SPOT</p> 
<p>Anthracnose</p> 	<p>Petal Blight</p> 
<p>CUTWORMS</p> 	<p>FUNGUS GNATS</p> 
 <p>Plant Mites/Spider Mites</p>	<p>MEALYBUGS</p> 
<p>SCALE INSECTS</p> 	 <p>Houseplants (treated outside)</p>
 <p>Flower Plants†</p> <p>Roses, Azaleas, Camellias, Rhododendrons†</p>  <p>† Apply when pollinators are not present</p>	<p>SHRUBS</p> 
<p>TREES</p> 	<p>THRIPS</p> 

<p>LEAFHOPPERS </p>	<p>ANTS  ~ (excluding fire, harvester, pharaoh, and carpenter ants)</p>
<p>APHIDS </p>	<p>LACE BUGS </p>
<p>BLACK SPOT </p>	<p>POWDERY MILDEW </p>
<p>RUST </p>	<p>JAPANESE BEETLES (ADULTS)** </p>
<p>RAINPROOF PROTECTION  ¶ In 4 hours</p>	<p>CATERPILLARS </p>
<p>LEAFMINERS </p>	<p>WHITEFLIES </p>
<p>SCAB </p>	