



OFFICE OF CHEMICAL SAFETY AND POLLUTION PREVENTION

WASHINGTON, D.C. 20460

February 06, 2026

SENT BY EMAIL

Michael Barber
michael.barber@sbm-company.com
SBM LIFE SCIENCE CORP.

Subject: Labeling Notification per Pesticide Registration Notice (PRN) 98-10 - Add additional marketing statements and address change
Product Name: 16HER020-A Concentrate
Admin Number: 92564-80
EPA Receipt Date: 01/02/2026
Action Case Number: 00680431

Dear Michael Barber:

The U.S. Environmental Protection Agency is in receipt of your application for notification under Pesticide Registration Notice 98-10 for the above referenced product. The EPA has conducted a review of this request for its applicability under PRN 98-10 and finds that the action requested falls within the scope of PRN 98-10.

The labeling submitted with this application has been stamped "Notification" and will be placed in our records.

Should you wish to add/retain a reference to your company's website on your label, then please be aware that the website becomes labeling under the Federal Insecticide, Fungicide, and Rodenticide Act and is subject to review by the EPA. If the website is false or misleading, the product will be considered to be misbranded and sale or distribution of the product is unlawful under FIFRA section 12(a)(1)(E). 40 CFR § 156.10(a)(5) lists examples of statements the EPA may consider false or misleading. In addition, regardless of whether a website is referenced on your product's label, claims made on the website may not substantially differ from those claims approved through the registration process. Therefore, should the EPA find or if it is brought to our attention that a website contains statements or claims substantially differing from statements or claims made in connection with obtaining a FIFRA section 3 registration, the website will be referred to the EPA's Office of Enforcement and Compliance Assurance.

If you have questions, please contact Hester Dingle via email at dingle.hester@epa.gov.

Sincerely,

Kable Bo Davis

Kable Bo Davis, Senior Advisor
HB, RD
Office of Pesticide Programs

Editorial Notes:

[Bracketed text] is optional language. Any text separated by a backslash "/" and "or" are options.

Claims may be placed anywhere on the label. Optional text located within mandatory sections may be placed anywhere within the section it appears in on the label.

The word "and" may be substituted with "&". Plural words may be used in their singular form or singular words may be used in their plural form unless otherwise specified in 40 CFR.

[Master Label]

[This master label contains two sub-labels, I and II and each sub-label is marketed with an alternate brand name.]

(FRONT PANEL)

16HER020-A Concentrate

(Sub-Label I: Concentrate Sub-Label)

[ABN]

BioAdvanced® Science-Based Solutions Brush Killer Plus Concentrate I
BioAdvanced® Science-Based Solutions Brush Killer Plus Extended Control Concentrate
BioAdvanced® Science-Based Solutions Brush Killer Plus with Extended Control Concentrate
BioAdvanced® Science-Based Solutions Extended Control Brush Killer Plus Concentrate
BioAdvanced® Science-Based Solutions Extended Control Brush Killer Concentrate
BioAdvanced® Science-Based Solutions Extreme Brush Killer Plus Concentrate
BioAdvanced® Science-Based Solutions Extreme Brush Killer Concentrate
BioAdvanced® Science-Based Solutions Brush Killer Extreme Plus Concentrate
BioAdvanced® Science-Based Solutions Brush Killer Extreme Concentrate
BioAdvanced® Science-Based Solutions Brush Killer Extreme Extended Control Concentrate
BioAdvanced® Science-Based Solutions Extreme Extended Control Brush Killer Concentrate

NOTIFICATION

92564-80

The applicant has certified that no changes, other than those reported to the Agency have been made to the labeling. The Agency acknowledges this notification by letter dated:

02/06/2026

(Sub-Label II: Ready-to-Spray Sub-Label)

[ABN]

BioAdvanced® Science-Based Solutions Brush Killer Plus Ready-to-Spray I
BioAdvanced® Science-Based Solutions Brush Killer Plus Extended Control Ready-to-Spray
BioAdvanced® Science-Based Solutions Brush Killer Plus with Extended Control Ready-to-Spray
BioAdvanced® Science-Based Solutions Extended Control Brush Killer Plus Ready-to-Spray
BioAdvanced® Science-Based Solutions Extended Control Brush Killer Ready-to-Spray
BioAdvanced® Science-Based Solutions Extreme Brush Killer Plus Ready-to-Spray
BioAdvanced® Science-Based Solutions Extreme Brush Killer Ready-to-Spray
BioAdvanced® Science-Based Solutions Brush Killer Extreme Plus Ready-to-Spray
BioAdvanced® Science-Based Solutions Brush Killer Extreme Ready-to-Spray
BioAdvanced® Science-Based Solutions Brush Killer Extreme Extended Control Ready-to-Spray

{Note to PM - When packaged in a ready-to-spray hose end applicator, the following Sub- Label II ABNs may be used}

{Note to PM – Marketing Claims Applicable to both, see Appendix I, ~~Page Nos. 16–17~~ of the label}

Active Ingredient:	% By Weight
Triclopyr, triethylamine salt.....	8.8%**
Other Ingredients:	91.2%
Total:	100.0%

** 6.36% Triclopyr acid equivalent [0.55 lb Triclopyr acid equivalent/gal]

~~Editorial Note – [Bracketed text] is optional language~~

FOR RESIDENTIAL [OUTDOOR] USE ONLY

STOP - Read This Entire Label Before Use
KEEP OUT OF REACH OF CHILDREN
CAUTION

- Net Contents:** [X fl. oz. (XXX ml)]
- [11.5 fl. oz. (340 ml)]
 - [32 fl. oz. (946 ml)]
 - [40 fl. oz. (1.18 L)]
 - [64 fl. oz. (1.89 L)]
 - [1 gal (3.78 L)]
 - [1.5 gal (5.68 L)]
 - [2.0 gal (7.57 L)]
 - [2.5 gal (9.46 L)]

EPA Reg. No. 92564-80

EPA Est. No. XXXX-AA-XX

(Sub-Label I: Concentrate Sub-Label)

[ABN]

BioAdvanced® Science-Based Solutions Brush Killer Plus Concentrate I
BioAdvanced® Science-Based Solutions Brush Killer Plus Extended Control Concentrate
BioAdvanced® Science-Based Solutions Brush Killer Plus with Extended Control Concentrate
BioAdvanced® Science-Based Solutions Extended Control Brush Killer Plus Concentrate
BioAdvanced® Science-Based Solutions Extended Control Brush Killer Concentrate
BioAdvanced® Science-Based Solutions Extreme Brush Killer Plus Concentrate
BioAdvanced® Science-Based Solutions Extreme Brush Killer Concentrate
BioAdvanced® Science-Based Solutions Brush Killer Extreme Plus Concentrate
BioAdvanced® Science-Based Solutions Brush Killer Extreme Concentrate
BioAdvanced® Science-Based Solutions Brush Killer Extreme Extended Control Concentrate
BioAdvanced® Science-Based Solutions Extreme Extended Control Brush Killer Concentrate

~~{Note to PM—Marketing Claims Applicable to both, see Page Nos. 16–17 of the label}~~

Active Ingredient:	% By Weight
Triclopyr, triethylamine salt.....	8.8%**
Other Ingredients:	91.2%
Total:	100.0%

** 6.36% Triclopyr acid equivalent [0.55 lb Triclopyr acid equivalent/gal]

See Back Panel for Precautionary Statements

FOR RESIDENTIAL [OUTDOOR] USE ONLY

STOP - Read This Entire Label Before Use

KEEP OUT OF REACH OF CHILDREN

CAUTION

(BACK PANEL)




[16HER020-A Concentrate] kills tough listed [*] brush, vines and weeds down to the roots [including the roots]. This concentrated formula kills Kudzu, Poison Ivy, [English Ivy] [Japanese Stiltgrass] [[Switch] Bamboo], Poison Oak and Blackberries. Over 90 hard-to-kill listed [*] [brush] plants in all [- to the root.] [Ideal for large areas - treats up to 40,000 square feet [2.5 gal size]]. [No messy cleanup]. Plus, it [the product] kills brush for up to a year [12 months] so you don't have to apply as often. Eliminating unsightly brush, vines and other listed [*] weeds from your home's landscape[yard] has never been easier.

OR

[16HER020-A Concentrate] kills tough listed brush, vines and weeds down to the roots [including the roots]. This concentrated formula kills Kudzu, Poison Ivy, [English Ivy] [Japanese Stiltgrass] [[Switch] Bamboo], Poison Oak, Blackberries and over 90 other listed [*] hard-to-kill [brush] plants. Plus, it [the product] kills brush for up to a year [12 months] so you don't have to apply as often. Eliminating unsightly listed [*] brush, vines [and] weeds [and stumps] from your home's landscape[yard] has never been easier.

{Note to PM: The number of weeds on the marketplace label will not exceed the total number of listed weeds on this label}

[READ THE LABEL FIRST!]

QUICK FACTS {Note to PM: May choose any claim from marketing claims list.}	
KILLS	<ul style="list-style-type: none">• Brush, Vines and Other listed[*] Woody Plants• Kudzu, Poison Ivy, [Poison Oak], [Blackberry], [English Ivy] [Japanese Stiltgrass] [[Switch] Bamboo], [Wild Berries] and listed[*] [Brushy Plants]• Stumps• Listed [*] Broadleaf Weeds
WHERE TO USE	<ul style="list-style-type: none">• Use around homes, cabins, buildings, fences, walkways, trails and wooded areas.• Not for use on lawns and near desirable plants
COVERAGE	<ul style="list-style-type: none">• This bottle treats [11.5 fl.oz. covers 1,438 sq. ft.] [32 fl.oz. covers 4,000 sq. ft.] [40 fl.oz. covers 5,000 sq. ft.] [64 fl.oz. covers 8,000 sq. ft.] [1 gal covers 16,000 sq. ft.] [1.5 gal covers 24,000 sq. ft.] [2.0 gal covers 32,000 sq. ft.] [2.5 gal covers 40,000 sq. ft.]
WHEN TO USE	<ul style="list-style-type: none">• When listed[*] brush is leafed out.• When listed[*] weeds are leafed out.
 	<p>For questions or comments, call toll-free 1-877-229-3724 or visit our website at www.BioAdvanced.com</p> <p>[Use your phone(to) [scan][the][tag][or][this code][to learn][or][to][see/view][more][uses][or][information][the][M]SDS][Videos] [(on)how to use][this product][for] [how to(use)] [tips]</p> <p>QR code for example only</p> 

FOR RESIDENTIAL [OUTDOOR] USE ONLY

ACTIVE INGREDIENT:		% BY WEIGHT
Triclopyr, triethylamine salt		8.8%**
OTHER INGREDIENTS :		91.2%
TOTAL:		100.0%
** 6.36% Triclopyr acid equivalent [0.55 lb Triclopyr acid equivalent/gal]		
EPA Reg. No. 92564-80		EPA Est. No. _-AA-_

<div> <div> <div>+</div> <div>+</div> </div> <div>FIRST AID</div> </div>	
If in eyes	<ul style="list-style-type: none"> Hold eye open and rinse slowly and gently with water for 15 – 20 minutes. Remove contact lenses, if present, after the first 5 minutes, then continue rinsing eye. Call a poison control center or doctor for treatment advice.
<p>NOTE: When calling a poison control center at 1-800-222-1222, have this product label accessible. If seeking treatment at an emergency room or doctor's office, bring this product label to show medical personnel. You may call toll-free 877-229-3763 for medical emergency information.</p> <p>Active Ingredient : 8.8% Triclopyr, triethylamine salt (CAS # 57213-69-1)</p>	

PRECAUTIONARY STATEMENTS
<div> <div>!</div> <div>HAZARDS TO HUMANS AND DOMESTIC ANIMALS</div> </div> <p>CAUTION</p> <p>Causes moderate eye irritation. Avoid contact with eyes or clothing. Prolonged or frequently repeated skin contact may cause allergic reactions in some individuals. Wash hands thoroughly with soap and water after handling and before eating, drinking, chewing gum, using tobacco, or using the toilet.</p>

<div> <div> <div>X</div> <div></div> </div> <div>ENVIRONMENTAL HAZARDS</div> </div> <p>To protect the environment, do not allow pesticide to enter or run off into storm drains, drainage ditches, gutters, or surface waters. Applying this product in calm weather when rain is not predicted for the next 24 hours will help to ensure that wind or rain does not blow or wash pesticide off the treatment area. Rinsing application equipment over the treated area will help avoid run off to water bodies or drainage systems.</p>
--

PHYSICAL OR CHEMICAL HAZARDS
Do not mix or allow coming in contact with oxidizing agent. Hazardous Chemical reaction may occur.

DIRECTIONS FOR USE [FOR CONCENTRATE]

It is a violation of Federal Law to use this product in a manner inconsistent with its labeling.

BEFORE USE

Read and follow all label directions.



[]

[16HER020-A Concentrate] will kill or injure all listed [*] woody plants contacted. Certain warm season grasses may experience temporary yellowing when sprayed to excess.

- If a desirable plant (other than grass) is accidentally sprayed, immediately rinse with plenty of water.
- Apply when wind is calm.
- Keep people and pets off treated areas until spray has dried

RESTRICTIONS:

- Do not apply to or around fruits or vegetables used for food.
- Do not use measuring utensils such as measuring cups or measuring spoons for any food or drinking water purposes after use with this product.
- Do not apply more than 9 lb ae/A Triclopyr (17 fl. oz. brush killer per 500 square feet) per year.

HOW TO USE

- Determine amount of spray solution to prepare – See “How Much to Use”.
- Make up spray solution by following directions specific to your sprayer – See “Sprayer Types”.
- Adjust sprayer nozzle to a coarse spray. Spray the weeds you want to kill until thoroughly wet but not dripping.

TIPS:



- Use a sheet of cardboard or plastic to protect desirable plants from accidental contact with the product.
- To Kill Vines
For vines growing on desirable plants, cut the vine and treat as directed for stump removal.
- To Kill Poison Ivy or Poison Oak
Contact with Poison Ivy or Poison Oak anytime of the year can cause an allergic reaction. Handle dead plants with rubber gloves. Dispose of plants and gloves in tightly sealed garbage bags.
- To Kill Stumps
Completely cover freshly cut stump with undiluted product using a paintbrush. Do not reuse paint brush for other uses. When discarding, wrap brush in newspaper and put in trash.
Once the stump is dead, if desired, physically remove the stump.

HOW MUCH TO USE	<p>Brush, Vines, Woody Plants and Other Hard-to-Kill listed[*] Weeds Add 4 to 8 fl. oz. in enough water to make one-gallon mixed spray. For mature or hard-to-control listed[*] plants including Ash, Blackgum, Choke Cherry, Elm, Japanese Stiltgrass, McCartney Rose, Maple, Oak, Pine, [[Switch] Bamboo], or Winged Elm, or during drought conditions, use the highest rate of application indicated to achieve a year of control. Re-sprouting may occur in the year following treatment when lower rates are used.</p> <p>Stumps Use full strength. Do not dilute.</p>
SPRAYER TYPES	Pump-up Tank Sprayers
	<ol style="list-style-type: none"> 1. Add the appropriate amounts of concentrate and water to the sprayer tank. 2. Close sprayer, shake well and pressurize. 3. Adjust nozzle to a coarse spray pattern and apply. 4. Occasionally re-pressurize the sprayer to maintain a good spray pattern.
	Dial-style Hose-end Sprayers
	<p>Best for spraying large areas of unwanted listed[*] brush.</p> <ol style="list-style-type: none"> 1. Fill sprayer jar with enough product for the area to be treated. DO NOT ADD WATER. 2. Close sprayer and set dial as specified below: <ul style="list-style-type: none"> - Ortho Dial 'N Spray Setting: 4 fl. oz. or 8 fl. oz. - Chameleon Hose-End Sprayer Setting: 4 fl. oz. or 8 fl. oz. <p>TIP: The numbers on dial indicate amount of concentrate per gallon of spray.</p> <ol style="list-style-type: none"> 3. Hook to garden hose and apply. To avoid contact with the treated area, begin by spraying area farthest from faucet walking backwards as you spray. 4. Pour any unused product back into this original container.
	Concentrate-plus-water Hose-end Sprayers
	<ol style="list-style-type: none"> 1. Pour concentrate into sprayer jar to the required 'Fluid Ounce' mark. 2. Add the appropriate amount of water to the 'Gallons' mark. 3. Replace sprayer top and shake well. 4. Attach sprayer to hose and apply.
	[Refill for the 24 fl. oz. 16HER020-A RTU [Ready-to-Use] (EPA Reg No. 81) package:
	To empty container, add 2 fl. oz. of Concentrate, then fill with water very slowly to avoid foaming.]
	[Refill for the 1.0 gal 16HER020-A RTU [Ready-to-Use] (EPA Reg No. 81) package:
	<ul style="list-style-type: none"> • To empty container, add 11.5 fl. oz. of Concentrate, then fill with water very slowly to avoid foaming. • Fill sprayer bottle with water to 1 gal fill line, replace refill port cap, tighten and shake well.]

FOR BEST RESULTS	<ul style="list-style-type: none"> • Apply when listed [*] weeds are fully leafed out and actively growing. • Apply the product until plant is thoroughly covered (first drip). • Rain or water 4 hours after application will not wash away effectiveness. • Certain hard-to-kill weeds [such as Purple Loosestrife] may require a repeat application if regrowth occurs. • If regrowth occurs, apply again 30 days or more after the initial application. • Pump-up Tank Sprayers work best for spot treatments while Hose-end Sprayers work best for large areas. • To kill Buckthorn, first cut down plant and then treat remaining stump as explained in the HOW TO USE section.
HOW [16HER020-A Concentrate] [IT] [THIS PRODUCT] WORKS	This selective systemic herbicide enters plants through their leaves, green or cut woody shoots, and roots then moves throughout the plant and interferes with processes found only in plants. Visual symptoms, such as wilting and yellowing, appear in 1 to 28 days

KILLS	Alder Arkansas Rose Arrowwood Ash Aspen Beech Bindweed Birch Blackberry Blackgum Black Medic Box Elder Brazilian Pepper Buckthorn [‡] Burdock California Rose Canada Thistle Carolina geranium Cascara Ceanothus Cherry Chickweed, Mouseear Chicory	Chinquapin Choke Cherry Clover Common Chickweed Cottonwood Crataegus Curly Dock Dandelion Douglas Fir Dogwood Elderberry Elm English Ivy Evening Primrose Field Bindweed Field Horsetail Rush Florida Pusley Hawthorn Hazel Henbit Honeysuckle Hornbeam Japanese knotweed Japanese Stiltgrass Kudzu Lambsquarter Lespedeza	Locust McCartney Rose Madrone Maples Mesquite Mimosa Morning Glory (bindweed) Mulberry Multiflora Rose Oaks Oxalis Parsley Piert Persimmon Pine Plantain Poison Ivy Poison Oak Poplar Purple Loosestrife Ragweed Raspberry Salmonberry Sassafras Scotch Broom Smartweed	Spurge Sumac Sweetbay Magnolia Sweetgum [Switch] Bamboo Sycamore Tanoak Tansy Ragwort Thimbleberry Thistle Trumpet Creeper Tulip Poplar Vetch Virginia Creeper Western Hemlock Wild Grape Wild Lettuce Wild Onion Wild Rose Wild Violet Willow Winged Elm Yellow Rocket
--------------	--	--	--	---

[‡]Requires stump treatment with undiluted product [*Concentrate product only*]

STORAGE AND DISPOSAL	
Do not contaminate water, food, or feed by storage and disposal.	
Pesticide Storage	Store in original container in a cool, dry place, out of the reach of children, preferably a locked storage cabinet. Protect from freezing.
Pesticide Disposal and Container Handling  	If Empty: <ul style="list-style-type: none">• Non-refillable container. Do not reuse or refill this container• Place empty container in trash or offer for recycling if available. If partly filled: <ul style="list-style-type: none">• Call your local solid waste agency for disposal instructions.• Never place unused product down any indoor or outdoor drain.

NOTICE: The “Directions for Use” of this product must be followed carefully. The buyer assumes, to the extent consistent with applicable law, responsibility for lack of performance or safety if not used according to the directions. Ineffectiveness or other unintended consequences may result because of such factors as weather conditions, presence of other materials, or the manner of use or application, all of which are beyond the control of SBM Life Science Corp. To the extent consistent with applicable law, all such risks shall be assumed by the user or buyer.

Money Back Guarantee^{††}: If you are not satisfied with this product, we will gladly refund your original purchase price.

BioAdvanced® **[and] [Ergo-Grip®] [is/are] [a]** registered trademark **[s]** of SBM Life Science Corp.
~~Ergo-Grip™ and EZ-Grip™ are~~ **[s a]** trademarks of SBM Life Science Corp.

PRODUCED FOR
[GUARANTEED BY]
[DISTRIBUTED BY]

SBM Life Science Corp.
~~1001 Winstead Drive, Suite 500~~
~~Gary, NC 27513~~
~~PO Box 525,~~
~~Morrisville, NC 27560~~

16HER020- A Concentrate ~~12/30/2025 05/24/2020~~

(Sub-Label II: Ready-to-Spray Sub-Label)

[ABN]

BioAdvanced® Science-Based Solutions Brush Killer Plus Ready-to-Spray I
BioAdvanced® Science-Based Solutions Brush Killer Plus Extended Control Ready-to-Spray
BioAdvanced® Science-Based Solutions Brush Killer Plus with Extended Control Ready-to-Spray
BioAdvanced® Science-Based Solutions Extended Control Brush Killer Plus Ready-to-Spray
BioAdvanced® Science-Based Solutions Extended Control Brush Killer Ready-to-Spray
BioAdvanced® Science-Based Solutions Extreme Brush Killer Plus Ready-to-Spray
BioAdvanced® Science-Based Solutions Extreme Brush Killer Ready-to-Spray
BioAdvanced® Science-Based Solutions Brush Killer Extreme Plus Ready-to-Spray
BioAdvanced® Science-Based Solutions Brush Killer Extreme Ready-to-Spray
BioAdvanced® Science-Based Solutions Brush Killer Extreme Extended Control Ready-to-Spray
BioAdvanced® Science-Based Solutions Extreme Extended Control Brush Killer Ready-to-Spray

{Note to PM - When packaged in a ready-to-spray hose end applicator, the following Sub- Label II ABNs may be used}

~~{Note to PM—Marketing Claims Applicable to both, see Page Nos.16—17 of the label}~~

Active Ingredient:	% By Weight
Triclopyr, triethylamine salt.....	8.8%**
Other Ingredients:	91.2%
Total:	100.0%

** 6.36% Triclopyr acid equivalent [0.55 lb Triclopyr acid equivalent/gal]

See Back Panel for Precautionary Statements

STOP - Read This Entire Label Before Use
KEEP OUT OF REACH OF CHILDREN
CAUTION

(BACK PANEL)




[16HER020-A Concentrate] kills tough listed [*] brush, vines and weeds down to the roots [including the roots]. This concentrated formula kills Kudzu, Poison Ivy, [English Ivy] [Japanese Stiltgrass] [[Switch] Bamboo], Poison Oak and Blackberries. Over 90 hard-to-kill listed [*] [brush] plants [- to the root.] [Ideal for large areas - treats up to 40,000 square feet [2.5 gal fl. oz. size]]. [No messy cleanup]. Plus, it [the product] kills brush for up to a year [12 months] so you don't have to apply as often. Eliminating unsightly brush, vines and other listed [*] weeds from your home's landscape[yard] has never been easier.

OR

[16HER020-A Concentrate] kills tough listed [*] brush [and] vines [weeds], [other listed [*] weeds,] down to the roots. This concentrated formula kills Kudzu, Poison Ivy, [English Ivy] [Japanese Stiltgrass] [[Switch] Bamboo], Poison Oak, Blackberries and over 90 other listed [*] hard-to-kill [brush] plants. Plus, it [the product] kills brush for up to a year [12 months] so you don't have to apply as often. Eliminating unsightly listed [*] brush, vines [and] weeds and stumps from your home's landscape[yard] has never been easier.

{Note to PM: The number of weeds on the marketplace label will not exceed the total number of listed weeds on this label}

[READ THE LABEL FIRST!]

QUICK FACTS	
{Note to PM: May choose any claim from marketing claims list.}	
KILLS	<ul style="list-style-type: none">• Brush, Vines and Other listed[*] Woody Plants• Kudzu, Poison Ivy, [Poison Oak], [Blackberry], [English Ivy] [Japanese Stiltgrass] [[Switch] Bamboo], [Wild Berries] and listed[*] [Brushy Plants]• Listed[*] Broadleaf Weeds
WHERE TO USE	<ul style="list-style-type: none">• Use around homes, cabins, buildings, fences, walkways, trails and wooded areas.• Not for use on lawns and near desirable plants.
COVERAGE	<ul style="list-style-type: none">• This bottle treats [11.5 fl.oz. covers 1,438 sq. ft.] [32 fl.oz. covers 4,000 sq. ft.] [40 fl.oz. covers 5,000 sq. ft.] [64 fl.oz. covers 8,000 sq. ft.] [1 gal covers 16,000 sq. ft.] [1.5 gal covers 24,000 sq. ft.] [2.0 gal covers 32,000 sq. ft.] [2.5 gal covers 40,000 sq. ft.]• [Just hook bottle to hose and go.]
WHEN TO USE	<ul style="list-style-type: none">• When listed[*] brush is leafed out• When listed[*] weeds are leafed out.
 	<p>For questions or comments, call toll-free 1-877-229-3724 or visit our website at www.BioAdvanced.com[www.bioadvancedsciencebasedsolutions.com].</p> <p>[Use your phone(to) [scan][the][tag][or][this code][to learn][or][to][see/view][more][uses][or][information][the][M]SDS][Videos] [(on)how to use][this product][for] [how to(use)] [tips]</p> <p>QR code for example only</p> 

FOR RESIDENTIAL [OUTDOOR] USE ONLY

ACTIVE INGREDIENT:		% By Weight
Triclopyr, triethylamine salt.....		8.8%**
OTHER INGREDIENTS:		91.2%
TOTAL:		100.0%
** 6.36% Triclopyr acid equivalent [0.55 lb Triclopyr acid equivalent/gal]		
EPA Reg. No. 92564-80		EPA Est. No. _-AA-_



FIRST AID

If in eyes

- Hold eye open and rinse slowly and gently with water for 15 – 20 minutes.
- Remove contact lenses, if present, after the first 5 minutes, then continue rinsing eye.
- Call a poison control center or doctor for treatment advice.

NOTE: When calling a poison control center at 1-800-222-1222, have this product label accessible. If seeking treatment at an emergency room or doctor's office, bring this product label to show medical personnel. You may call toll-free 877-229-3763 for medical emergency information.

PRECAUTIONARY STATEMENTS



HAZARDS TO HUMANS AND DOMESTIC ANIMALS

CAUTION

Causes moderate eye irritation. Causes moderate eye irritation. Avoid contact with eyes or clothing. Prolonged or frequently repeated skin contact may cause allergic reactions in some individuals. Wash hands thoroughly with soap and water after handling and before eating, drinking, chewing gum, using tobacco, or using the toilet.



ENVIRONMENTAL HAZARDS

To protect the environment, do not allow pesticide to enter or run off into storm drains, drainage ditches, gutters, or surface waters. Applying this product in calm weather when rain is not predicted for the next 24 hours will help to ensure that wind or rain does not blow or wash pesticide off the treatment area. Rinsing application equipment over the treated area will help avoid run off to water bodies or drainage systems.

PHYSICAL OR CHEMICAL HAZARDS

Do not mix or allow coming in contact with oxidizing agent. Hazardous Chemical reaction may occur.

DIRECTIONS FOR USE [FOR READY-TO-SPRAY]

It is a violation of Federal Law to use this product in a manner inconsistent with its labeling.

BEFORE USE

Read and follow all label directions.



- This product will kill or injure all listed[*] woody plants contacted. Certain warm season grasses may experience temporary yellowing when sprayed to excess.
 - If a desirable plant (other than grass) is accidentally sprayed, immediately rinse with plenty of water.
 - Apply when wind is calm.
 - Keep people and pets off treated areas until spray has dried.
- Do not apply to or around fruits or vegetables used for food.
- Do not apply more than 9 lb ae/A Triclopyr (17 fl. oz. brush killer per 500 square feet) per year.

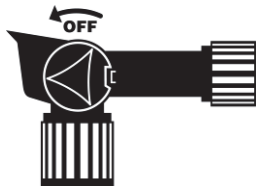
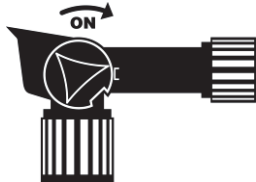
HOW MUCH TO USE

Measure area to be sprayed. Calculate 'square feet' by multiplying length times width. This bottle treats up to "X" square feet.

HOW TO USE

[For Ready to spray hose end bottle]

Shake Well Before Use



[OPTIONAL SPRAYER 1]

[CONNECT

1. Shake well before use.
2. Connect sprayer to garden hose.
3. Turn on water.

SPRAY

1. Extend hose to farthest area to be treated, point sprayer nozzle in direction to be sprayed.
2. Begin spraying - Press lock tab while using other hand to turn sprayer valve to ON position.
3. Walk at a steady pace while spraying, using an even sweeping motion, and slightly overlap the treated areas. Work back toward the faucet to avoid walking over wet, treated area.

FINISH

1. To stop spraying - Press lock tab while using other hand to turn sprayer valve to OFF position.
2. Turn off water at faucet.
3. Relieve water pressure in hose by turning sprayer valve back to ON position until water slows to a drip then turn sprayer valve to OFF position.
4. Disconnect sprayer from hose.

TIPS:

- Use a sheet of cardboard or plastic to protect desirable trees, shrubs, and plants from accidental contact with the product.
- To Kill Poison Ivy or Poison Oak
Contact with Poison Ivy or Poison Oak anytime of the year can cause an allergic reaction. Handle dead plants with rubber gloves. Dispose of plants and gloves in tightly sealed garbage bags.

[OPTIONAL SPRAYER 2]

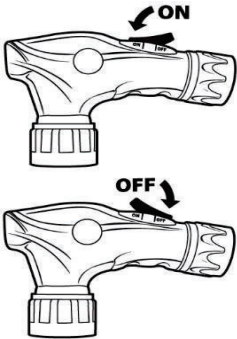
[CONNECT

1. Shake well before use.
2. Securely Connect sprayer to garden hose.
3. Be sure that ON/OFF Switch is in OFF position, toward hose end of sprayer.
4. Turn on water at faucet.
5. For first time use, remove plastic shipping lock from beneath switch.



SPRAY

1. Extend hose to farthest area to be treated, point sprayer nozzle in direction to be sprayed.
2. Begin spraying - Push ON/OFF Switch forward into ON position.



	<p>3. Walk at a steady pace while spraying, using an even sweeping motion, and slightly overlap treated areas. Work back toward faucet to avoid walking over wet, treated grass.</p> <p>FINISH</p> <ol style="list-style-type: none"> 1. To stop spraying, push ON/OFF Switch to OFF position. 2. Turn off water at faucet. 3. Relieve water pressure in hose by turning ON/OFF Switch back to ON position until water slows to a drip, then return ON/OFF switch to OFF position. 4. Disconnect sprayer from hose.]
<p>FOR BEST RESULTS</p>	<ul style="list-style-type: none"> • Apply when listed[*] weeds are fully leafed out and actively growing. • Apply the product until plant is thoroughly covered (first drip). • Rain or water 4 hours after application will not wash away effectiveness. • Certain hard-to-kill listed[*] weeds [such as Purple Loosestrife] may require a repeat application if regrowth occurs. • If regrowth occurs, apply again 30 days or more after the initial application.
<p>HOW [THIS PRODUCT] [IT] WORKS</p>	<p>This selective systemic herbicide enters plants through their leaves, green or cut woody shoots, and roots then moves throughout the plant and interferes with processes found only in plants. Visual symptoms, such as wilting and yellowing, appear in 1 to 28 days [X to X weeks.] [X to X minutes.]</p>

KILLS	Alder Arkansas Rose Arrowwood Ash Aspen Beech Bindweed Birch Blackberry Blackgum Black Medic Box Elder Brazilian Pepper Burdock California Rose Canada Thistle Carolina geranium Cascara Ceanothus Cherry Chickweed, Mouseear Chicory	Chinquapin Choke Cherry Clover Common Chickweed Cottonwood Crataegus Curly Dock Dandelion Douglas Fir Dogwood Elderberry Elm English Ivy Evening Primrose Field Bindweed Field Horsetail Rush Florida Pusley Hawthorn Hazel Henbit Honeysuckle Hornbeam Japanese knotweed Japanese Stiltgrass Kudzu Lambsquarter Lespedeza	Locust McCartney Rose Madrone Maples Mesquite Mimosa Morning Glory (bindweed) Mulberry Multiflora Rose Oaks Oxalis Parsley Piert Persimmon Pine Plantain Poison Ivy Poison Oak Poplar Purple Loosestrife Ragweed Raspberry Salmonberry Sassafras Scotch Broom Smartweed	Spurge Sumac Sweetbay Magnolia Sweetgum [Switch] Bamboo Sycamore Tanoak Tansy Ragwort Thimbleberry Thistle Trumpet Creeper Tulip Poplar Vetch Virginia Creeper Western Hemlock Wild Grape Wild Lettuce Wild Onion Wild Rose Wild Violet Willow Winged Elm Yellow Rocket
-------	--	--	--	---

STORAGE AND DISPOSAL	
Do not contaminate water, food, or feed by storage and disposal.	
Pesticide Storage	Store in original container in a cool, dry place, out of the reach of children, preferably a locked storage cabinet. Protect from freezing.
Pesticide Disposal and Container Handling  	If Empty: <ul style="list-style-type: none">• Non-refillable container. Do not reuse or refill this container• Place empty container in trash or offer for recycling if available. If partly filled: <ul style="list-style-type: none">• Call your local solid waste agency for disposal instructions.• Never place unused product down any indoor or outdoor drain.

NOTICE: The “Directions for Use” of this product must be followed carefully. The buyer assumes, to the extent consistent with applicable law, responsibility for lack of performance or safety if not used according to the directions. Ineffectiveness or other unintended consequences may result because of such factors as weather conditions, presence of other materials, or the manner of use or application, all of which are beyond the control of SBM Life Science Corp. To the extent consistent with applicable law, all such risks shall be assumed by the user or buyer.

Money Back Guarantee^{††}: If you are not satisfied with this product, we will gladly refund your original purchase price.

^{††}or your money back

BioAdvanced[®] [and] [Ergo-Grip[®]] [is/are] [a] registered trademark[s] of SBM Life Science Corp.
~~Ergo-Grip[™] and EZ-Grip[™] are~~ [s] a trademarks of SBM Life Science Corp.

PRODUCED FOR
[GUARANTEED BY]
[DISTRIBUTED BY]

SBM Life Science Corp.
~~1001 Winstead Drive, Suite 500~~
~~Cary, NC 27513~~
~~PO Box 525,~~
~~Morrisville, NC 27560~~

Appendix I - Marketing Claims

Herbicide Claims

1. Controls Woody Plants, Vines, Brush, Stumps, and Other listed[*] Broadleaf Weeds.
2. Kills Tough Brush [Tough Vines] Fast
3. [[Switch] Bamboo] [insert listed [*] weeds] doesn't stand a chance
4. Kills Down to the Root
5. Kills the listed[*] Weed Above and the Root Below
6. Kills the Toughest listed[*] [Brush] [Weeds], [Vines], [and] [Woody Plants]
7. Works Systemically Killing listed[*] Weeds Right Down to the Root
8. Also Use to Kill Stumps
9. Kills Tough Brush
10. Kills [Poison Ivy], [Poison Oak], [Blackberry],[Japanese Stiltgrass] [[Switch] Bamboo] [English Ivy] [Kudzu] [&] [other listed[*] Brush]
11. Kills Stumps
12. Kills Roots
13. Kills Kudzu [[Switch] Bamboo] [English Ivy] [Japanese Stiltgrass] [Poison Ivy] [Poison Oak] [Blackberry] to the Root
14. Kills Hard to Control listed[*] Weeds
15. Also Kills [Poison Ivy], [Poison Oak], [Blackberry] [insert listed [*] weeds] & [Other listed[*] Weeds]
16. [Even] Kills Kudzu [insert listed [*] weeds]
17. Kill[s] [Control[s]] listed [*] tough brush for up to year [365 days] [52 weeks] [12 months]
18. Kills Kudzu [listed [*] brush] for up to year [365 days] [52 weeks] [12 months]
19. Kills tough [the toughest] brush [down to the root] for up to a year [365 days] [52 weeks] [12 months]
20. Even kills [listed[*] brush] for up to a year [365 days] [52 weeks] [12 months]
21. Provides [get] up to a year of [365 days] [52 weeks] [12 months] control
22. Keeps killing for up to a year of [365 days] [52 weeks] [12 months]
23. Lasts up to 12 months [1 year]
24. Starts killing in minutes [hours]
25. See results in minutes [hours]

General Claims

26. Makes Up To 8 Gallons {32 fl. oz. Concentrate}
27. Makes Up To [X] Gallons {[X] size}
28. Visible results in 24-48 hours
29. Visible results in/as fast as 1-2 days [X hours] [X minutes]
30. Starts working immediately
31. Starts working as soon as applied
32. Covers up to [4,000] [X] Square Feet {[32] [X] fl. oz. size}
33. Begins Working in one [1] to [3] days
34. Brush is no match for this long-lasting formula

35. Apply and start killing brush
36. Spray Brush and Forget it
37. Say goodbye to brush for up to a year [365 days] [52 weeks] [12 months]
38. Get up to a year [365 days] [52 weeks] [12 months] of brush control
39. Rainfast in 4 hours
40. Rainproof in 4 hours
41. lasts up to year [365 days] [52 weeks] [12 months]
42. Apply once and it [product] lasts for up to year [365 days] [52 weeks] [12 months]
43. 100% Satisfaction Guarantee^{††}
44. Treats [up to] [4,000] [X] Square Feet {[32] [X] fl. oz. size}
45. Attach to Hose and Spray
46. Hook to Hose and Go
47. Concentrate
48. Ready-To-Spray
49. xxx fl. oz. makes xxx [gallons] [gals] of spray
50. Refills [16HER020-A RTU (EPA Reg No. 92564-81)] [1.3 Gallon] [Ergo-Grip™] [Sprayer]
51. New
52. Starts killing [tough brush] immediately [in minutes] [in hours] [in days]
53. Slow kill means full kill - let the product reach every root
54. Visible results take time - lasting results take science
55. Penetrates deep to kill the entire plant
56. Systemic action moves through the plant down to the root to kill listed weeds
57. Don't rush it - slow kill means it's working
58. Looks slower, works stronger
59. Patience pays off – killing listed weeds is worth the wait
60. Kills from the inside out
61. Works deep inside the plant to kill and control
62. Takes its time because it works all the way through
63. Kills completely - even when you can't see it right away
64. The secret to lasting results: kill it slow, kill it completely
65. Works with the plant's natural process for lasting results
66. Kills from the root up – so the results last longer
67. Visible results may take longer, it's working deep at the root
68. Slow to show, strong to kill
69. Effective root kill takes time, delivering better results
70. Root-deep power, [longer-lasting results]
71. Kills at the root, then shows visible results
72. Gradual kill for deep root penetration
73. Creeps in, knocks out – root and all
74. Good things come to those who wait
75. Slow is good
76. Gradual action for deep root destruction
77. The slow burn that ends at the root
78. Rooted in results, not in speed
79. Patience [with/is] power – kills where it counts
80. Delayed kill for lasting [root] control

Packaging Claims

- 81. Easy hold
- 82. EZ Spray
- 83. One-touch sprayer
- 84. EZ-Grip One Touch Sprayer™
- 85. Ergo-Grip™
- 86. Simple spray
- 87. EZ-Grip™
- 88. One touch
- 89. Spray n go
- 90. Thumb switch
- 91. Handy spray
- 92. EZ touch
- 93. One-touch application
- 94. Free Refill for 1.3 Gallon Ergo-Grip™ [Sprayer]

Bonus Size/Promotional Language

- 95. [XX]% more*** (**vs. [X][fl. oz.] size)
- 96. Free Bonus Refill

{Note to PM: The word "listed" can appear as a footnote on the same page with the appropriate phrase listed[*] weeds}

Note to PM

*listed {Note to PM: The word "listed" can appear as a footnote on each page of marketplace label where the symbol appears}





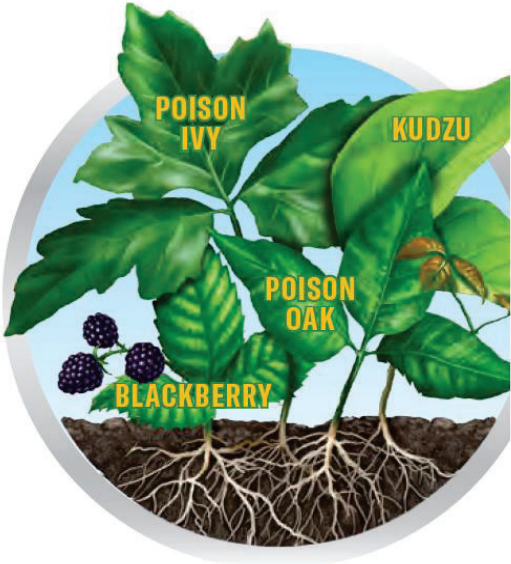









{Note to PM: Product name "16HER020--A Concentrate" will be replaced with marketed Alternate Brand Name [it] [this product].}



{Note to PM- "NEW" may be added anywhere to a claim and will only be used for the first 6 months of product launch }

[Note to PM: Marketing may choose any weed(s) from the list]

{Note to PM: Batch code to be added at time of production}

[ART]

	 ‡or your money back
	
	POISON IVY 
POISON OAK 	BLACKBERRY 
KUDZU 	ENGLISH IVY 
BAMBOO 	STUMPS 
USE AROUND HOMES, BUILDINGS 	FENCES 

WALKWAYS, TRAILS 	WOODED AREAS 
SEE RESULTS IN MINUTES 	KILLS DOWN TO THE ROOT 
LASTS UP TO 12 MONTHS 	RAINPROOF IN 4 HOURS 

[Images of any weeds on the weed list may appear here]