



OFFICE OF CHEMICAL SAFETY AND POLLUTION PREVENTION

WASHINGTON, D.C. 20460

March 27, 2024

Michael Barber
Regulatory Affairs Specialist
SBM Life Science Corp.
1001 Winstead Drive Suite 500
Cary, NC 27513

Subject: Label Amendment – Minor revisions, update active ingredient statement
Product Name: 17COM045(1)
EPA Registration Number: 92564-79
Application Date: August 10, 2022
Case Number: 481939

Dear Michael Barber:

The amended label referred to above, submitted in connection with registration under the Federal Insecticide, Fungicide, and Rodenticide Act (FIFRA), as amended, is acceptable. This approval does not affect any conditions that were previously imposed on this registration. You continue to be subject to existing conditions on your registration and any deadlines connected with them.

A stamped copy of your labeling is enclosed for your records. This labeling supersedes all previously accepted labeling. You must submit one copy of the final printed labeling before you release the product for shipment with the new labeling. In accordance with 40 CFR 152.130(c), you may distribute or sell this product under the previously approved labeling for 18 months from the date of this letter. After 18 months, you may only distribute or sell this product if it bears this new revised labeling or subsequently approved labeling. "To distribute or sell" is defined under FIFRA section 2(gg) and its implementing regulation at 40 CFR 152.3.

Should you wish to add/retain a reference to the company's website on your label, then please be aware that the website becomes labeling under FIFRA and is subject to review by the Agency. If the website is false or misleading, the product would be misbranded and unlawful to sell or distribute under FIFRA section 12(a)(1)(E). 40 CFR 156.10(a)(5) lists examples of statements EPA may consider false or misleading. In addition, regardless of whether a website is referenced on your product's label, claims made on the website may not substantially differ from those claims approved through the registration process. Therefore, should the Agency find or if it is brought to our attention that a website contains false or misleading statements or

claims substantially differing from the EPA approved registration, the website will be referred to the EPA's Office of Enforcement and Compliance.

Your release for shipment of the product constitutes acceptance of these conditions. If these conditions are not complied with, the registration will be subject to cancellation in accordance with FIFRA section 6.

If you have any questions, please contact Rebecca Lasko at 202-565-2469 or at lasko.rebecca@epa.gov.

Sincerely,

A handwritten signature in black ink, appearing to read "Scott Campbell", written in a cursive style.

Scott Campbell, Acting Product Manager 03
Invertebrate and Vertebrate Branch I
Registration Division (7505T)
Office of Pesticide Programs


Enclosure

[Master Label]

[This master label contains two sub-labels, A and B, and each sub-label is marketed with alternate brand names.]

(FRONT PANEL)

17COM045 (1)



(Sub-Label A: Concentrate Sub-Label) [ABNs]

BioAdvanced® Science-Based Solutions Lawn Guard Weed & Insect Killer Concentrate
BioAdvanced® Science-Based Solutions Lawn Shield Weed & Insect Killer Concentrate
BioAdvanced® Science-Based Solutions Lawn Defense Weed & Insect Killer Concentrate
BioAdvanced® Science-Based Solutions Lawn Defender Weed & Insect Killer Concentrate
BioAdvanced® Science-Based Solutions Lawn Insect Killer Plus Concentrate
BioAdvanced® Science-Based Solutions Lawn Weed & Insect Killer Concentrate
BioAdvanced® Science-Based Solutions Summer Lawn Weed & Insect Killer Concentrate
BioAdvanced® Science-Based Solutions Complete Brand Insect & Lawn Weed Killer Concentrate
BioAdvanced® Science-Based Solutions Complete Brand Lawn Weed & Insect Killer Concentrate
BioAdvanced® Science-Based Solutions 2 in1 Lawn Weed Killer & Insect Killer Concentrate
BioAdvanced® Science-Based Solutions 2 in 1 Insect Killer & Lawn Weed Killer Concentrate
BioAdvanced® Science-Based Solutions Combo Guard Lawn Weed Killer & Insect Killer Concentrate
BioAdvanced® Science-Based Solutions Lawn Weed & Insect Killer Concentrate
BioAdvanced® Science-Based Solutions Lawn Insect & Weed Killer Concentrate
BioAdvanced® Science-Based Solutions Lawn Weed Killer Plus Concentrate
BioAdvanced® Science-Based Solutions All-in-One Lawn Weed & Insect Killer Concentrate
BioAdvanced® Science-Based Solutions All-in-One Insect & Lawn Weed Killer Concentrate
BioAdvanced® Science-Based Solutions Rescue Lawn Weed & Insect Killer Concentrate
BioAdvanced® Science-Based Solutions Rescue Insect & Lawn Weed Killer Concentrate
BioAdvanced® Science-Based Solutions Extreme Lawn Weed & Insect Killer Concentrate
BioAdvanced® Science-Based Solutions Extreme Insect & Lawn Weed Killer Concentrate

(Sub-Label B: Ready-to-Spray Sub-Label) [ABNs]

BioAdvanced® Science-Based Solutions Lawn Guard Weed & Insect Killer Ready-to-Spray
BioAdvanced® Science-Based Solutions Lawn Shield Weed & Insect Killer Ready-to-Spray
BioAdvanced® Science-Based Solutions Lawn Defense Weed & Insect Killer Ready-to-Spray
BioAdvanced® Science-Based Solutions Lawn Defender Weed & Insect Killer Ready-to-Spray
BioAdvanced® Science-Based Solutions Lawn Insect Killer Plus Ready-to-Spray
BioAdvanced® Science-Based Solutions Complete Brand Insect & Lawn Weed Killer Ready-to-Spray
BioAdvanced® Science-Based Solutions Complete Brand Lawn Weed & Insect Killer Ready-to-Spray
BioAdvanced® Science-Based Solutions 2 in 1 Lawn Weed Killer & Insect Killer Ready-to-Spray
BioAdvanced® Science-Based Solutions 2 in1 Insect Killer & Lawn Weed Killer Ready-to-Spray
BioAdvanced® Science-Based Solutions Combo Guard Lawn Weed Killer & Insect Killer Ready-to-Spray
BioAdvanced® Science-Based Solutions Lawn Weed & Insect Killer Ready-to-Spray
BioAdvanced® Science-Based Solutions Lawn Insect & Lawn Weed Killer Ready-to-Spray

BioAdvanced® Science-Based Solutions Lawn Weed Killer Plus Ready-to-Spray
BioAdvanced® Science-Based Solutions All-in-One Lawn Weed & Insect Killer Ready-to-Spray
BioAdvanced® Science-Based Solutions All-in-One Insect & Lawn Weed Killer Ready-to-Spray
BioAdvanced® Science-Based Solutions Rescue Lawn Weed & Insect Killer Ready-to-Spray
BioAdvanced® Science-Based Solutions Rescue Insect & Lawn Weed Killer Ready-to-Spray

{Note to PM – Marketing Claims are placed on Page Nos. 26—29 of the label}

ACTIVE INGREDIENTS:	
Dimethylamine salt of dicamba.....	0.520%
Penoxsulam	0.177%
Bifenthrin	1.317%
OTHER INGREDIENTS:	<u>97.986%</u>
TOTAL:	100.000%

Editorial Note – [Bracketed text] is optional language

FOR RESIDENTIAL OUTDOOR USE ONLY

KEEP OUT OF REACH OF CHILDREN

CAUTION

Net Contents:
[4 fl. oz. (118ml)], [6 fl. oz. (177ml)], [8 fl. oz. (237ml)], [10 fl. oz. (296ml)], [12 fl. oz. (355ml)], [16 fl. oz. (473ml)], [32 fl. oz. (946 ml)], [40 fl. oz. (1.18 L)], [64 fl. oz. (1.89 L)], [128 fl. oz. (3.79 L)], [2.5 gal (9.46 L)]
{Note to PM : Fluid ounces can be any quantity between the lowest and highest values noted above}

Active Ingredients: Dimethylamine salt of dicamba (CAS # 2300-66-5), Penoxsulam (CAS # 219714-96-2), Bifenthrin (CAS # 82657-04-3)
EPA Reg. No. 92564-79 EPA Est. No. XXXX- AA-XX

Density: 1.01 g/mL at 25 °C

[This master label contains two sub-labels, A and B, and each sub-label is marketed with alternate brand names.]

(Sub-Label A: Concentrate Sub-Label)

[ABNs]

- BioAdvanced® Science-Based Solutions Lawn Guard Weed & Insect Killer Concentrate
- BioAdvanced® Science-Based Solutions Lawn Shield Weed & Insect Killer Concentrate
- BioAdvanced® Science-Based Solutions Lawn Defense Weed & Insect Killer Concentrate
- BioAdvanced® Science-Based Solutions Lawn Defender Weed & Insect Killer Concentrate
- BioAdvanced® Science-Based Solutions Lawn Insect Killer Plus Concentrate
- BioAdvanced® Science-Based Solutions Lawn Weed & Insect Killer Concentrate
- BioAdvanced® Science-Based Solutions Summer Lawn Weed & Insect Killer Concentrate
- BioAdvanced® Science-Based Solutions Complete Brand Insect & Lawn Weed Killer Concentrate
- BioAdvanced® Science-Based Solutions Complete Brand Lawn Weed & Insect Killer Concentrate
- BioAdvanced® Science-Based Solutions 2 in1 Lawn Weed Killer & Insect Killer Concentrate
- BioAdvanced® Science-Based Solutions 2 in 1 Insect Killer & Lawn Weed Killer Concentrate
- BioAdvanced® Science-Based Solutions Combo Guard Lawn Weed Killer & Insect Killer Concentrate
- BioAdvanced® Science-Based Solutions Lawn Weed & Insect Killer Concentrate
- BioAdvanced® Science-Based Solutions Lawn Insect & Weed Killer Concentrate
- BioAdvanced® Science-Based Solutions Lawn Weed Killer Plus Concentrate
- BioAdvanced® Science-Based Solutions All-in-One Lawn Weed & Insect Killer Concentrate
- BioAdvanced® Science-Based Solutions All-in-One Insect & Lawn Weed Killer Concentrate
- BioAdvanced® Science-Based Solutions Rescue Lawn Weed & Insect Killer Concentrate
- BioAdvanced® Science-Based Solutions Rescue Insect & Lawn Weed Killer Concentrate
- BioAdvanced® Science-Based Solutions Extreme Lawn Weed & Insect Killer Concentrate
- BioAdvanced® Science-Based Solutions Extreme Insect & Lawn Weed Killer Concentrate

{Note to PM – Marketing Claims are placed on Page Nos. 26—29 of the label}

ACTIVE INGREDIENTS:	
Dimethylamine salt of dicamba	0.520%
Penoxsulam	0.177%
Bifenthrin	1.317%
OTHER INGREDIENTS:	<u>97.986%</u>
TOTAL:	100.00%

FOR RESIDENTIAL OUTDOOR USE ONLY

KEEP OUT OF REACH OF CHILDREN



CAUTION

See Back Panel for Precautionary Statements

For outdoor use only

(Back Panel)

{Note to PM: May choose any claim from marketing claims list.}

<div>[QUICK FACTS]</div> <div>[READ THE LABEL FIRST!]</div>	
KILLS WEEDS	Kills listed broadleaf weeds [including [insert any weed from weed list]] [ILLUSTRATION]
KILLS INSECTS	Kills listed insects [including [insert any insect from insect list]] [ILLUSTRATION]
WHEN TO USE	Apply anytime - spring through fall to actively growing turf [when temperatures are at least 50 degrees F] [when temperatures are between 50-90 degrees F] to kill broadleaf [lawn] weeds and insects.
WHERE TO USE	<div>ON ESTABLISHED LAWNS</div> <div>Cool Season Grasses: bentgrass, Kentucky bluegrass, fescue (chewing, creeping red, tall) and perennial ryegrass</div> <div>Warm Season Grasses: bermudagrass (common or hybrid), tall fescue, kikuyugrass and zoysiagrass [centipedegrass] [St. Augustinegrass] [buffalograss]</div> <div>DO NOT USE ON ANY OTHER TURF TYPES including: dichondra, carpetgrass, bahiagrass, or turfgrass containing desirable clovers.</div>
COVERAGE	<div>Covers [5000] sq. ft. of lawn</div> <div>[Makes [nearly] [11] gallons of finished product]</div> <div>{Note to PM: sq. ft. coverage is based upon a 32oz size bottle. Bracketed numbers can change as bottle size changes, based on the rate of product per area (6 fl oz per 1,000 sq. ft.).}</div>
[ ]	For questions or comments, call toll-free 1-877-229-3724 or visit our website at www.BioAdvanced.com

+ FIRST AID	
If swallowed	<ul style="list-style-type: none"> ▪ Call a poison control center or doctor immediately for treatment advice. ▪ Have person sip a glass of water if able to swallow. ▪ Do not induce vomiting unless told to do so by a poison control center or doctor. ▪ Do not give anything by mouth to an unconscious person.
If on skin or clothing	<ul style="list-style-type: none"> ▪ Take off contaminated clothing. ▪ Rinse skin immediately with plenty of water for 15 – 20 minutes. ▪ Call a poison control center or doctor for further treatment advice.
If in eyes	<ul style="list-style-type: none"> ▪ Hold eye open and rinse slowly and gently with water for 15 to 20 minutes. ▪ Remove contact lenses, if present, after the first 5 minutes, then continue rinsing eye. ▪ Call a poison control center or doctor for further treatment advice.
<p>NOTE: Have the product container or label with you when calling a poison control center or doctor or going for treatment. You may contact 877-229-3763 for emergency medical treatment information.</p> <p>Note to Physician - This product is a pyrethroid. If large amounts have been ingested, the stomach and intestine should be evacuated. Treatment is symptomatic and supportive. Digestible fats, oils, or alcohol may increase absorption and so should be avoided.</p>	

PRECAUTIONARY STATEMENTS
<p>HAZARDS TO HUMANS AND DOMESTIC ANIMALS</p> <p>CAUTION</p> <ul style="list-style-type: none"> • When using this product, wear long-sleeved shirt, long pants, socks, shoes, and chemical -resistant gloves (made of barrier laminate, butyl rubber (≥ 14 mils), nitrile rubber (≥ 14 mils), neoprene rubber (≥ 14 mils), polyvinyl chloride (PVC) (≥ 14 mils), or viton (≥ 14 mils)). • Harmful if swallowed or absorbed through skin. • Causes moderate eye irritation. • Avoid contact with eyes, skin, or clothing. • Remove and wash contaminated clothing before reuse. <p>After using this product:</p> <ul style="list-style-type: none"> • Rinse gloves before removing and wash hands. • If product gets on skin, wash thoroughly with soap & water. • If product gets on clothing, remove clothing as soon as possible and launder clothing separately before reuse. • Wash thoroughly with soap and water after handling and before eating, drinking, chewing gum, using tobacco, or using the toilet.

ENVIRONMENTAL HAZARDS
<ul style="list-style-type: none"> ▪ This product is toxic to fish, aquatic invertebrates, and plants. ▪ To protect the environment, do not allow pesticide to enter or run off into storm drains, drainage ditches, gutters or surface waters. ▪ Applying this product in calm weather when rain is not predicted for the next 24 hours will help to ensure that wind or rain does not blow or wash pesticide off the treatment area. ▪ Ground Water Advisory: This chemical has properties and characteristics associated with chemicals detected in groundwater. This chemical may leach into groundwater if used in areas where soils are permeable, particularly where the water table is shallow. May result in ground water contamination. Application around a cistern or well may result in contamination of drinking water or groundwater.

- **Surface Water Advisory:** This pesticide may impact water quality due to runoff of rain water. This is especially true for poorly draining soils and soils with shallow ground water. This product is classified as having a high potential for reaching surface water via runoff for several months or more after application. A level, well-maintained vegetative buffer strip between areas to which this product is applied and surface water features such as ponds, streams, and springs will reduce the potential loading of [Penoxsulam] from runoff water and sediment. Runoff of this product will be reduced by avoiding applications when rainfall or irrigation is expected to occur within 48 hour.
- **Non-Target Organism Advisory :** This product is toxic to plants and may adversely impact the forage and habitat of non-target organisms, including pollinators, in areas adjacent to the treated site. Protect the forage and habitat of non-target organisms by following label directions intended to minimize spray drift.

PHYSICAL- CHEMICAL HAZARDS

- 1) Do not mix or allow coming in contact with Oxidizing agents. Hazardous Chemical reaction may occur.
- 2) The product is incompatible with potassium permanganate.

{Directions for Concentrate}

DIRECTIONS FOR USE

It is a violation of Federal law to use this product in a manner inconsistent with its labeling.

BEFORE USE




Read and follow all label directions.



RESTRICTIONS

- Do not apply this product in a way that will contact any person or pet, either directly or through drift.
- Keep people and pets out of the area during application and until spray has dried.
- Use this product only on established lawns.
- Apply when the air is calm to avoid spray drift onto desirable plants
- Do not apply directly to, or allow spray drift on flowers, ornamental shrubs, trees, or other desirable plants, as injury may occur.
- Do not collect grass clippings for use as mulch around plants.
- Do not apply within 10 feet from sensitive plants.
- Do not apply directly to sewers or drains, or to any area like a gutter where drainage to sewers, storm drains, water bodies, or aquatic habitat can occur.
- Do not pour or dispose down-the-drain or sewer. Call your local solid waste agency for local disposal options.
- Do not allow the product to enter any drain during or after application.
- Avoid making applications when rainfall is expected before the product has sufficient time to dry (minimum 4 hours).
- Do not make applications during rain.
- Avoid making applications when rainfall is expected within 24 hours to allow product sufficient time to dry.
- Excessive rainfall within 24 hours after application may cause unintended run-off of pesticide application.
- Do not apply when the wind speed is greater than 15 mph.
- Do not spray the product into fish pools, ponds, streams, or lakes.
- Do not apply directly to sewers or storm drains, or to any area like a drain or gutter where drainage to sewers, storm drains, water bodies, or aquatic habitat can occur.
- Do not apply directly to impervious horizontal surfaces such as sidewalks, driveways, and patios except as a spot or crack-and-crevice treatment.
- Do not apply or irrigate to the point of runoff.
- Do not allow the product to enter any drain during or after application.
- Do not spray the product into fish pools, ponds, streams, or lakes.
- Do not apply directly to sewers or storm drains, or to any area like a drain or gutter where drainage to sewers, storm drains, water bodies, or aquatic habitat can occur.
- Do not apply within 25 feet of aquatic habitats (such as, but not limited to, lakes, reservoirs, rivers, streams, marshes, ponds, estuaries, and commercial fish ponds).
- To treat insects harbored in voids and cracks-and-crevices, applications must be made in such a manner to limit dripping and avoid runoff onto untreated structural surfaces and plants.

	<ul style="list-style-type: none"> ▪ Thoroughly wash dishes and food handling utensils with soap and water if they become contaminated by application of this product. ▪ Do not apply in nurseries ▪ Do not apply to Firewood ▪ Do not allow contact with treated surfaces by people or pets before spray has dried. ▪ Do not use on vegetation intended for sale or other commercial uses. ▪ Drift potential generally increases with wind speed. Avoid applications during gusty wind conditions.
WHEN TO USE	Apply anytime - spring through fall to actively growing turf [when temperatures are at least 50 degrees F] [when temperatures are between 50-90 degrees F] to kill broadleaf [lawn] weeds and insects.
HOW MUCH TO USE	<ul style="list-style-type: none"> ▪ Measure area to be sprayed. Calculate 'square feet' by multiplying length times width. ▪ For best results, use spray solution immediately. If it is necessary to store, shake vigorously before use. Do not store for more than 3 days. <p>Mix [3] [6] ounces per [1] [2] gallon(s) of water to treat [500] [1000] sq. ft. Food utensils, such as tablespoons and measuring cups, must not be used for food purposes after use with any pesticide.</p>

HOW TO USE [APPLY]	To kill insects and weeds, thorough lawn and weed coverage is necessary. Take precautions to minimize spray drift.
PUMP STYLE TANK SPRAYERS 	Best for spot treating yards <ol style="list-style-type: none"> 1. Shake concentrate well before use. 2. Add appropriate amounts of water & product to sprayer tank. [Pour 3 ounces of product into sprayer and fill with water to 1 gallon mark [(treats 500 sq. ft.)]] [Pour 6 ounces of product into sprayer and fill with water to 2 gallon mark [(treats 1,000 sq. ft.)]] 3. Close sprayer, shake well and pressurize. 4. Adjust nozzle to a coarse spray. 5. Apply evenly over infested area. 6. Occasionally re-pressurize sprayer as needed to maintain a good spray pattern.
DIAL-STYLE HOSE-END SPRAYERS 	Best for spraying large areas such as the entire lawn. <ol style="list-style-type: none"> 1. Fill sprayer with enough product for the area to be treated. DO NOT ADD WATER. 2. Close sprayer and set dial as recommended. TIP: The numbers on dial indicate amount of concentrate per gallon of spray = 3 ounces per 1 gallon of water treats 500 sq. ft 3. Attach to garden hose and apply. To avoid contact with the treated area, begin by spraying area farthest from faucet walking backwards as you spray 4. Pour any unused product back into the original concentrate container
CONCENTRATE PLUS WATER HOSE-END SPRAYERS 	Best for spraying large areas such as the entire lawn. <ol style="list-style-type: none"> 1. Pour product into sprayer to the required 'Fluid Ounce' level. 2. Add the appropriate amount of water to the 'Gallons' level. 3. Close sprayer, hook to garden hose, shake well & apply. To avoid contact with the treated area, begin by spraying area farthest from faucet walking backwards as you spray.
HOW OFTEN	Retreatment interval: 28 days The maximum application rate of this product is 6 fl. oz. per 1,000 sq. ft. per application per site. The maximum number of broadcast applications per treatment site is 4 per year.
HOW [IT] [THIS PRODUCT] WORKS	This product contains a contact insecticide [– it kills insects on contact] and a selective herbicide [– it selectively kills weeds in the lawn but won't harm the lawn itself.]
FOR BEST RESULTS	[WHEN TO APPLY] <ul style="list-style-type: none"> ▪ [Spray when insects and weeds are present.] ▪ [Temperatures are between 50 - 90° F] ▪ [When temperatures are at least 50° F] ▪ [Do not apply while grass is emerging from dormancy.] [MOWING] <ul style="list-style-type: none"> ▪ To protect pollinators, mow all flowering weeds in the lawn 1-2 days before application. ▪ Do not mow for 1 to 2 days after spraying. ▪ Clippings from mowings should be left on the treated area. Do not use the clippings from the treated areas as mulch or compost around flowers, ornamentals, trees, or in vegetable gardens.

	<p>[WATERING]</p> <ul style="list-style-type: none"> ▪ [If lawn is dry, water 1 to 2 days before using this product.] ▪ [Rain or watering 1 hour after application will not wash away effectiveness.]
<p>HOW [17COM045 (1)] [IT] [THIS LAWN HERBICIDE & INSECT KILLER] WORKS</p>	<p>This product contains a proven blend of a contact insecticide and two post emergent weed killers to kill insects and existing weeds.</p> <p>[Penoxsulam] – Penoxsulam is a systemic herbicide that is absorbed by the leaves and roots of plants. Weeds treated with penoxsulam will stop growing almost immediately and die within 2 to 4 weeks after application. The maximum application rate is 0.0302 lb ai/a.</p> <p>Dimethylamine Salt of Dicamba – Dicamba is a selective herbicide used to control a wide spectrum of broadleaf weeds. It has a broad application window and assists in the burn-down of weeds. Dicamba is rapidly absorbed by plant leaves, stems, and roots, and works quickly to disrupt weed growth. The maximum application rate is 0.088 lb ai/a.</p> <p>Bifenthrin – Bifenthrin is a broad-spectrum insecticide that interferes with the nervous system of insects when they eat or touch it. The maximum application rate is 0.225 lb ai/a.]</p> <p>[Like all weed killers, the speed of action is dependent on many conditions (e.g. weed type, temperature) at any given time. Likewise, speed of death variability in insect types can occur.]</p>

Kills [Insects]

	Armyworms (fall army worm)	Billbugs (Adult) (bluegrass billbug, hunting billbug, denver billbug)	Crickets (Mormon cricket, Oblong- winged Katydid, Northern Katydid, Gladiator katydid, Spotted camel cricket, Fall Field cricket, Snowy tree cricket, house cricket, spring field cricket, Southeastern field cricket, Mormon cricket, Jerusalem crickets)
	Armyworm moth	Black Turfgrass Ataenius Adult	Earwigs (Ringlegged earwig, European earwig)
	Cutworms (Army cutworm)	Bluegrass webworm	Grasshoppers (Pygmy grasshopper, Lubber grasshopper, Carolina grasshopper, Banded range grasshopper, Differential grasshopper, Red legged grasshopper, Two striped grasshopper, Panther spotted grasshopper, Southeastern Lubber grasshopper, American bird grasshopper, Horse lubber grasshopper)
			Katydid (Gladiator, northern, oblongwinged)
	Sod Webworm (lawn moths)	Chiggers	Leafhoppers (potato leafhopper, aster leafhopper, southern garden leafhopper, apple leafhopper, rose leafhopper, white apple leafhopper, grape leafhopper, variegated leafhopper, beet leafhopper, honeylocust leafhopper, privet leafhopper, lawn leafhopper, gray lawn leafhopper, painted leafhopper, glassy winged sharpshooter)
	Annual Bluegrass Weevil (Hyperodes)(Adult)	Chinch Bugs (hairy chinch bug, southern chinch bug, common chinch bug, false chinch bug, harlequin bug)	Mealybugs (citrus mealybug, Longtailed mealybug, Comstock mealybug, obscure mealybug, hawthorne mealybug, madiera mealybug, maple mealybug)
	Banks Grass Mite	Clove mites	Millipedes
	Plant Mites	Pillbugs	Sowbugs

	Spittlebugs (Two lined spittlebug, meadow spittlebug, alder spittlebug, dogwood spittlebug, saratoga spittlebug)	Ants (pavement ants, acrobat ant, big headed ant, crazy ant, corn field ant, odorous house ant, little black ant, leaf cutter ants)	Japanese Beetle (Adult)
	May/June Beetle (Adult)	Northern Masked Chafer (Adult)	Southern Masked Chafer (Adult)
	European Masked Chafer (Adult)	Mole Cricket (Northern mole cricket, Southern mole cricket, Tawny mole cricket, Short-winged mole cricket), Mole Cricket (Nymph))	

Kills [Broadleaf Weeds]			
Beggarweed, creeping Beggarweed, dwarf Black medic Burdock Burclover, California Buttercup, hairy Celery, wild Chickweed (common) Chickweed (mouseear) Clover Clover, hop Clover, red Clover, white (Dutch clover, honeysuckle clover, white trefoil, & purplewort) Cocklebur, common Coffeeweed, (common chickory) Cudweed, purple Curly dock Dandelion, common Dandelion, false Dollarweed (pennywort) English lawn daisy Evening primrose, cutleaf	Fiddleneck, coast Fleabane, hairy Fleabane, dwarf Florida betony Goldenrod Ground ivy (creeping Charlie) Groundsel, common Hawkweed Henbit Knotweed Kyllinga, green Lambsquarters Lettuce, prickly Lespedeza, common Loosestrife, loosed-leaf Mallow, roundleaf Marestail (horseweed) Matchweed Mustard, wild Nightshade, black [Nutsedge, purple] [Nutsedge, yellow] [Oxalis]	Pigweed species Pineappleweed Plantain, broadleaf Plantain, buckhorn Parsley-piert [Poison ivy] [Poison oak] Purslane, common Radish, wild Ragweed, common Redmaids Rocket, London Sheep sorrel Shepherd's purse Smartweed Sowthistle, annual Spotted catsear [Spurge] Spurweed Storksbill, long Thistle Thistle, Russian Vetch, common Virginia buttonweed Virginia pepperweed	[Wild violet] Willowherb Woodsorrel, creeping Woodsorrel, yellow

STORAGE AND DISPOSAL

Do not contaminate water, food, or feed by storage and disposal.

Pesticide Storage

Store in original container in a cool, dry place, out of the reach of children, preferably a locked storage cabinet. Protect from freezing.

Pesticide Disposal and Container Handling



If empty: Non-refillable container. Do not reuse or refill this container. Place in trash or offer for recycling if available.

If partly filled: Call your local solid waste agency for disposal instructions. Never place unused product down any indoor or outdoor drain.

NOTICE: Research and testing have determined that the "Directions for Use" are appropriate for the proper use of this product under expected conditions. To the extent consistent with applicable law, the Buyer assumes responsibility for lack of performance or safety if not used according to the directions.

Money Back Guarantee: If you are not satisfied with this product, we will gladly refund your original purchase price.

BioAdvanced® is a registered trademark of SBM Life Science Corp.

PRODUCED FOR

[DISTRIBUTED BY]

[GUARANTEED BY]

SBM Life Science Corp.

PO Box 525,

Morrisville, NC 27560

17COM045(1)

(Sub-Label B: Ready-to-Spray Sub-Label)

[ABNs]

BioAdvanced® Science-Based Solutions Lawn Guard Weed & Insect Killer Ready-to-Spray
BioAdvanced® Science-Based Solutions Lawn Shield Weed & Insect Killer Ready-to-Spray
BioAdvanced® Science-Based Solutions Lawn Defense Weed & Insect Killer Ready-to-Spray
BioAdvanced® Science-Based Solutions Lawn Defender Weed & Insect Killer Ready-to-Spray
BioAdvanced® Science-Based Solutions Lawn Insect Killer Plus Ready-to-Spray
BioAdvanced® Science-Based Solutions Complete Brand Insect & Lawn Weed Killer Ready-to-Spray
BioAdvanced® Science-Based Solutions Complete Brand Lawn Weed & Insect Killer Ready-to-Spray
BioAdvanced® Science-Based Solutions 2 in 1 Lawn Weed Killer & Insect Killer Ready-to-Spray
BioAdvanced® Science-Based Solutions 2 in1 Insect Killer & Lawn Weed Killer Ready-to-Spray
BioAdvanced® Science-Based Solutions Combo Guard Lawn Weed Killer & Insect Killer Ready-to-Spray
BioAdvanced® Science-Based Solutions Lawn Weed & Insect Killer Ready-to-Spray
BioAdvanced® Science-Based Solutions Lawn Insect & Lawn Weed Killer Ready-to-Spray
BioAdvanced® Science-Based Solutions Lawn Weed Killer Plus Ready-to-Spray
BioAdvanced® Science-Based Solutions All-in-One Lawn Weed & Insect Killer Ready-to-Spray
BioAdvanced® Science-Based Solutions All-in-One Insect & Lawn Weed Killer Ready-to-Spray
BioAdvanced® Science-Based Solutions Rescue Lawn Weed & Insect Killer Ready-to-Spray
BioAdvanced® Science-Based Solutions Rescue Insect & Lawn Weed Killer Ready-to-Spray

{Note to PM – Marketing Claims are placed on Page Nos. Nos. 26—29 of the label}

ACTIVE INGREDIENTS:

Dimethylamine salt of dicamba	0.520%
Penoxsulam	0.177%
Bifenthrin	1.317%

OTHER INGREDIENTS:	<u>97.986%</u>
---------------------------------	----------------

TOTAL:	<u>100.000%</u>
---------------	-----------------

FOR RESIDENTIAL OUTDOOR USE ONLY



KEEP OUT OF REACH OF CHILDREN

CAUTION

See Back Panel for Precautionary Statements

(Back Panel)

{Note to PM: May choose any claim from marketing claims list.}

[QUICK FACTS] [READ THE LABEL FIRST!]	
[KILLS WEEDS]	Kills listed broadleaf weeds [including [insert any weed from weed list]] [ILLUSTRATION]
[KILLS INSECTS]	Kills listed insects [including [insert any insect from insect list]] [ILLUSTRATION]
[WHEN TO USE]	Apply anytime - spring through fall to actively growing turf [when temperatures are at least 50 degrees F] [when temperatures are between 50-90 degrees F] to kill broadleaf [lawn] weeds and insects.
[WHERE TO USE]	<p>ON ESTABLISHED LAWNS</p> <p>Cool Season Grasses: bentgrass, Kentucky bluegrass, chewing fescue, creeping red fescue, tall fescue, perennial ryegrass</p> <p>Warm Season Grasses: bermudagrass (common or hybrid), tall fescue, kikuyugrass, zoysiagrass, [centipedegrass], [St. Augustinegrass], [buffalograss]</p> <p>DO NOT USE ON ANY OTHER TURF TYPES including: dichondra, carpetgrass, bahiagrass, or turfgrass containing desirable clovers.</p>
[COVERAGE]	<p>Covers [5000] sq. ft. of lawn</p> <p>{Note to PM: sq. ft. coverage is based upon a 32oz size bottle. Bracketed numbers can change as bottle size changes, based on the rate of product per area (6 fl oz per 1,000 sq. ft.).}</p>
[ ]	For questions or comments, call toll-free 1-877-229-3724 or visit our website at www.BioAdvanced.com

<div>+</div> FIRST AID	
If swallowed	<ul style="list-style-type: none"> ▪ Call a poison control center or doctor immediately for treatment advice. ▪ Have person sip a glass of water if able to swallow. ▪ Do not induce vomiting unless told to do so by a poison control center or doctor. ▪ Do not give anything by mouth to an unconscious person.
If on skin or clothing	<ul style="list-style-type: none"> ▪ Take off contaminated clothing. ▪ Rinse skin immediately with plenty of water for 15 – 20 minutes. ▪ Call a poison control center or doctor for further treatment advice.
If in eyes	<ul style="list-style-type: none"> ▪ Hold eye open and rinse slowly and gently with water for 15 to 20 minutes. ▪ Remove contact lenses, if present, after the first 5 minutes, then continue rinsing eye. ▪ Call a poison control center or doctor for further treatment advice.
<p>NOTE: Have the product container or label with you when calling a poison control center or doctor or going for treatment. You may contact 877-229-3763 for emergency medical treatment information.</p> <p>Note to Physician - This product is a pyrethroid. If large amounts have been ingested, the stomach and intestine should be evacuated. Treatment is symptomatic and supportive. Digestible fats, oils, or alcohol may increase absorption and so should be avoided.</p>	

PRECAUTIONARY STATEMENTS

HAZARDS TO HUMANS AND DOMESTIC ANIMALS CAUTION

- When using this product, wear long-sleeved shirt, long pants, socks, shoes, and chemical resistant gloves (made of barrier laminate, butyl rubber (≥ 14 mils), nitrile rubber (≥ 14 mils), neoprene rubber (≥ 14 mils), polyvinyl chloride (PVC) (≥ 14 mils), or viton (≥ 14 mils)).
- Harmful if swallowed or absorbed through skin.
- Causes moderate eye irritation.
- Avoid contact with eyes, skin, or clothing.
- Remove and wash contaminated clothing before reuse.

After using this product:

- Rinse gloves before removing and wash hands.
- If product gets on skin, wash thoroughly with soap & water.
- If product gets on clothing, remove clothing as soon as possible and launder clothing separately before reuse.
- Wash thoroughly with soap and water after handling and before eating, drinking, chewing gum, using tobacco, or using the toilet.

ENVIRONMENTAL HAZARDS

- This product is toxic to fish, aquatic invertebrates, and plants.
- To protect the environment, do not allow pesticide to enter or run off into storm drains, drainage ditches, gutters or surface waters. Applying this product in calm weather when rain is not predicted for the next 24 hours will help to ensure that wind or rain does not blow or wash pesticide off the treatment area.
- **Ground Water Advisory:** This pesticide has properties and characteristics associated with chemicals detected in groundwater. This chemical may leach into ground water if used in areas where soils are permeable, particularly where the water table is shallow. May result in ground water contamination. Application around a cistern or well may result in contamination of drinking water or groundwater.
- **Surface Water Advisory:** This pesticide may impact water quality due to runoff of rain water. This is especially true for poorly draining soils and soils with shallow ground water. This product is classified as having a high potential for reaching surface water via runoff for several months or more after application. A level, well-maintained vegetative buffer strip between areas to which this product is applied and surface water features such as ponds, streams, and springs will reduce the potential loading of [Penoxsulam] from runoff water and sediment. Runoff of this product will be reduced by avoiding applications when rainfall or irrigation is expected to occur within 48 hour.
- **Non-Target Organism Advisory:** This product is toxic to plants and may adversely impact the forage and habitat of non-target organisms, including pollinators, in areas adjacent to the treated site. Protect the forage and habitat of non-target organisms by following label directions intended to minimize spray drift.

PHYSICAL- CHEMICAL HAZARDS

- 1) Do not mix or allow coming in contact with Oxidizing agents. Hazardous Chemical reaction may occur.
- 2) The product is incompatible with potassium permanganate.

DIRECTIONS FOR USE

It is a violation of Federal law to use this product in a manner inconsistent with its labeling.

BEFORE USE

Read and follow all label directions.



RESTRICTIONS

- Do not apply this product in a way that will contact any person or pet, either directly or through drift.
- Keep people and pets out of the area during application and until spray has dried.
- Use this product only on established lawns.
- Apply when the air is calm to avoid spray drift onto desirable plants.
- Do not apply directly to, or allow spray drift on flowers, ornamental shrubs, trees, or other desirable plants, as injury may occur.
- Do not collect grass clippings for use as mulch around plants.
- Do not apply within 10 feet from sensitive plants.
- Do not apply directly to sewers or drains, or to any area like a gutter where drainage to sewers, storm drains, water bodies, or aquatic habitat can occur.
- Do not pour or dispose down-the-drain or sewer. Call your local solid waste agency for local disposal options.
- Do not allow the product to enter any drain during or after application.
- Avoid making applications when rainfall is expected before the product has sufficient time to dry (minimum 4 hours).
- Do not make applications during rain.
- Avoid making applications when rainfall is expected within 24 hours to allow product sufficient time to dry.
- Excessive rainfall within 24 hours after application may cause unintended run-off of pesticide application.
- Do not apply when the wind speed is greater than 15 mph.
- Do not spray the product into fish pools, ponds, streams, or lakes.
- Do not apply directly to sewers or storm drains, or to any area like a drain or gutter where drainage to sewers, storm drains, water bodies, or aquatic habitat can occur.
- Do not apply directly to impervious horizontal surfaces such as sidewalks, driveways, and patios except as a spot or crack-and-crevice treatment.
- Do not apply or irrigate to the point of runoff.
- Do not allow the product to enter any drain during or after application.
- Do not spray the product into fish pools, ponds, streams, or lakes.
- Do not apply within 25 feet of aquatic habitats (such as, but not limited to, lakes, reservoirs, rivers, streams, marshes, ponds, estuaries, and commercial fish ponds).
- To treat insects harbored in voids and cracks-and-crevices, applications must be made in such a manner to limit dripping and avoid runoff onto untreated structural surfaces and plants.
- Thoroughly wash dishes and food handling utensils with soap and water if they become contaminated by application of this product.
- Do not apply in nurseries
- Do not apply to Firewood
- Do not allow contact with treated surfaces by people or pets before spray has dried.
- Do not use on vegetation intended for sale or other commercial uses.
- Drift potential generally increases with wind speed. Avoid applications during gusty wind conditions.

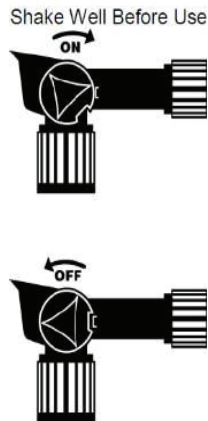
WHEN TO USE

Apply anytime - spring through fall to actively growing turf [when temperatures are at least 50 degrees F] [when temperatures are between 50-90 degrees F] to kill broadleaf [lawn] weeds and insects.

HOW MUCH TO USE	<p>This bottle treats [up to] [5,000] sq. ft.</p> <ul style="list-style-type: none"> • Measure area to be sprayed. Calculate 'square feet' by multiplying length times width. • [In order to gauge how quickly you should walk [to cover] [5,000 sq. ft.] [10,000 sq. ft.] this bottle will empty in approximately [XX] minutes]. <p><i>[Packaging-related note: Adjust sq. ft. coverage proportionately for sizes other than 32 fl. oz.]</i></p>
------------------------	---

HOW TO USE [APPLY]

Shake Well Before Use



To kill insects and weeds, thorough lawn and weed coverage is necessary. Take precautions to minimize spray drift.

[Optional Sprayer 1]

[Sprayer Directions 1]

[CONNECT]

1. Shake well before use.
2. Connect sprayer to garden hose.
3. Turn on water.

SPRAY

1. Extend hose to farthest area to be treated, point sprayer nozzle in direction to be sprayed.
2. Begin spraying – Push & hold lock tab away from knob, use other hand to turn knob [counter-] clockwise to ON position.
3. Walk at a steady pace while spraying, using an even sweeping motion, and slightly overlap the treated areas. Work back toward the faucet to avoid walking over wet, treated grass.

FINISH

1. To stop spraying, push & hold lock tab away from knob and use other hand to turn knob [counter-] clockwise to OFF position.
2. Turn off water at faucet.
3. Relieve water pressure in hose by turning sprayer to [ON] [WATER] position until water slows to a drip then turn sprayer OFF.
4. Disconnect sprayer from hose.]

[Optional Sprayer 2]

[Sprayer Directions 2]

1. Shake well before use.
2. Connect your garden hose to the bottle. Be sure the blue water control valve on top of the Spray nozzle is in the OFF position. Turn on water at faucet.
2. To apply, pull the small star-shaped blue product-control button out until it stops. Then twist the blue product-control button so that the 'L' on the product-control button is at the top of the control valve AND the product control valve is aligned with the flat portion of the lock tab. Push the button in to open. Proceed to step #3
3. Extend hose to farthest area to be treated, point sprayer nozzle in direction to be sprayed. To begin spraying, point nozzle toward the area to be treated and turn the blue water control valve to the ON position. Tab will be horizontal. Walk at a steady pace while spraying, using an even

sweeping motion, and slightly overlap the treated areas. Work back toward the faucet to avoid walking over wet, treated grass.

4. To stop spraying, turn the blue water control valve on top of the spray nozzle to OFF. To close, push in the small round button opposite the star-shaped product-control button. Turn off faucet.

5. Relieve water pressure by turning blue water control valve to the ON position until water slows to a drip. Turn blue water control valve back to OFF. Disconnect garden hose from bottle.].

[Optional Sprayer 3]

[Sprayer Directions 3]

[CONNECT

1. Shake well before use.
2. Securely Connect sprayer to garden hose.
3. Be sure that ON/OFF Switch is in OFF position <Turn to on Position>
4. Turn on water at faucet.
5. For first time use, remove plastic shipping lock from switch.

SPRAY

1. Extend hose to farthest area to be treated, point sprayer nozzle in direction to be sprayed.
2. Begin spraying - Push ON/OFF Switch to the ON position.
3. Walk at a steady pace while spraying, using an even sweeping motion, and slightly overlap treated areas. Work back toward faucet to avoid walking over wet, treated grass.

FINISH

1. To stop spraying, push ON/OFF Switch to OFF position.
2. Turn off water at faucet.
3. Relieve water pressure in hose by turning ON/OFF Switch back to ON position until water slows to a drip, then return ON/OFF switch to OFF position.
4. Disconnect sprayer from hose.].




HOW OFTEN	<p>Retreatment interval: 28 days</p> <p>The maximum application rate of this product is 6 fl. oz. per 1,000 sq. ft. per application per site. The maximum number of broadcast applications per treatment site is 4 per year.</p>
HOW [IT] [THIS PRODUCT] WORKS	<p>This product contains a contact insecticide [– it kills insects that touch the insecticide] and a selective herbicide [– it selectively kills weeds in the lawn but won't harm the lawn itself.]</p>
FOR BEST RESULTS	<p>[WHEN TO APPLY]</p> <ul style="list-style-type: none"> • [Spray when insects and weeds are present.] • [Temperatures are between 50 - 90° F] • [When temperatures are at least 50° F] • [Do not apply while grass is emerging from dormancy.] <p>[MOWING]</p> <ul style="list-style-type: none"> • To protect pollinators, mow all flowering weeds in the lawn 1-2 days before application. • Do not mow for 1 to 2 days after spraying. • Clippings from mowings should be left on the treated area. Do not use the clippings from the treated areas as mulch or compost around flowers, ornamentals, trees, or in vegetable gardens. <p>[WATERING]</p> <ul style="list-style-type: none"> • [If lawn is dry, water 1 to 2 days before using this product.] • [Rain or watering 1 hour after application will not wash away effectiveness.]
HOW [17COM045 (1)] [IT] [THIS LAWN HERBICIDE & INSECT KILLER] WORKS	<p>This product contains a proven blend of a contact insecticide and two post emergent weed killers to kill insects and existing weeds.</p> <p>[Penoxsulam – Penoxsulam is a systemic herbicide that is absorbed by the leaves and roots of plants. Weeds treated with penoxsulam will stop growing almost immediately and die within 2 to 4 weeks after application. The maximum application rate is 0.0302 lb ai/a.</p> <p>Dicamba – Dicamba is a selective herbicide used to control a wide spectrum of broadleaf weeds. It has a broad application window and assists in the burn-down of weeds. Dicamba is rapidly absorbed by plant leaves, stems, and roots, and works quickly to disrupt weed growth. The maximum application rate is 0.088 lb ai/a.</p> <p>Bifenthrin – Bifenthrin is a broad-spectrum insecticide that interferes with the nervous system of insects when they eat or touch it.] The maximum application rate is 0.225 lb ai/a.</p> <p>[Like all weed killers, the speed of action is dependent on many conditions (e.g. weed type, temperature) at any given time. Likewise, speed of death variability in insect types can occur.]</p>

Kills [Insects]

	Armyworms (fall army worm)	Billbugs (Adult) (bluegrass billbug, hunting billbug, denver billbug)	Crickets (Mormon cricket, Oblong- winged Katydid, Northern Katydid, Gladiator katydid, Spotted camel cricket, Fall Field cricket, Snowy tree cricket, house cricket, spring field cricket, Southeastern field cricket, Mormon cricket, Jerusalem crickets)
	Armyworm moth	Black Turfgrass Ataenius Adult	Earwigs (Ringlegged earwig, European earwig)
	Cutworms (Army cutworm)	Bluegrass webworm	Grasshoppers (Pygmy grasshopper, Lubber grasshopper, Carolina grasshopper, Banded range grasshopper, Differential grasshopper, Red legged grasshopper, Two striped grasshopper, Panther spotted grasshopper, Southeastern Lubbergrasshopper, American bird grasshopper, Horse lubber grasshopper)
			Katydid (Gladiator, northern, oblong winged)
	Sod Webworm (lawn moths)	Chiggers	Leafhoppers (potato leafhopper, aster leafhopper, southern garden leafhopper, apple leafhopper, rose leafhopper, white apple leafhopper, grape leafhopper, variegated leafhopper, beet leafhopper, honeylocust leafhopper, privet leafhopper, lawn leafhopper, gray lawn leafhopper, painted leafhopper, glassy winged sharpshooter)
	Annual Bluegrass Weevil (Hyperodes)(Adult)	Chinch Bugs (hairy chinch bug, southern chinch bug, common chinch bug, false chinch bug, harlequin bug)	Mealybugs (citrus mealybug, Longtailed mealybug, Comstockmealybug, obscure mealybug, hawthorne mealybug, maderas mealybug, maple mealybug)
	Banks Grass Mite	Clove mites	Millipedes
	Plant Mites	Pillbugs	Sowbugs

	Spittlebugs (Two lined spittlebug, meadow spittlebug, alder spittlebug, dogwood spittlebug, saratoga spittlebug)	Ants (pavement ants, acrobat ant, big headed ant, crazy ant, corn field ant, odorous house ant, little black ant, leaf cutter ants)	Japanese Beetle (Adult)
	May/June Beetle (Adult)	Northern Masked Chafer (Adult)	Southern Masked Chafer (Adult)
	European Masked Chafer (Adult)	Mole Cricket (Northern mole cricket, Southern mole cricket, Tawny mole cricket, Short-winged mole cricket), Mole Cricket (Nymph))	

Kills [Broadleaf Weeds]			
Beggarweed, creeping Beggarweed, dwarf Black medic Burdock Burclover, California Buttercup, hairy Celery, wild Chickweed (common) Chickweed (mouseear) Clover Clover, hop Clover, red Clover, white (Dutch clover, honeysuckle clover, white trefoil, & purplewort) Cocklebur, common Coffeeweed, (common chickory) Cudweed, purple Curly dock Dandelion, common Dandelion, false Dollarweed (pennywort) English lawn daisy Evening primrose, cutleaf	Fiddleneck, coast Fleabane, hairy Fleabane, dwarf Florida betony Goldenrod Ground ivy (creeping Charlie) Groundsel, common Hawkweed Henbit Knotweed Kyllinga, green Lambsquarters Lettuce, prickly Lespedeza, common Loosestrife, loosed-leaf Mallow, roundleaf Marestail (horseweed) Matchweed Mustard, wild Nightshade, black [Nutsedge, purple] [Nutsedge, yellow] [Oxalis]	Pigweed species Pineappleweed Plantain, broadleaf Plantain, buckhorn Parsley-piert [Poison ivy] [Poison oak] Purslane, common Radish, wild Ragweed, common Redmaids Rocket, London Sheep sorrel Shepherd's purse Smartweed Sowthistle, annual Spotted catsear [Spurge] Spurweed Storksbill, long Thistle Thistle, Russian Vetch, common Virginia buttonweed Virginia pepperweed	[Wild violet] Willowherb Woodsorrel, creeping Woodsorrel, yellow

STORAGE AND DISPOSAL	
Do not contaminate water, food, or feed by storage and disposal	
Pesticide Storage	Store in original container in a cool, dry place, out of the reach of children, preferably a locked storage cabinet. Protect from freezing.
Pesticide Disposal and Container Handling 	If empty: Non-refillable container. Do not reuse or refill this container. Place in trash or offer for recycling if available. If partly filled: Call your local solid waste agency for disposal instructions. Never place unused product down any indoor or outdoor drain.

NOTICE: Research and testing have determined that the “Directions for Use” are appropriate for the proper use of this product under expected conditions. To the extent consistent with applicable law, the Buyer assumes responsibility for lack of performance or safety if not used according to the directions.

Money Back Guarantee: If you are not satisfied with this product, we will gladly refund your original purchase price.

BioAdvanced® and EZ Grip™ One Touch Sprayer are registered trademarks of SBM Life Science Corp.

PRODUCED FOR
[DISTRIBUTED BY]
[GUARANTEED BY]

SBM Life Science Corp.
PO Box 525,
Morrisville, NC 27560

17COM045(1) 3/6/2024

Note to PM

*listed {Note to PM: The word "listed" can appear as a footnote on each page of marketplace label where the symbol appears}

{Note to PM: Batch code to be added at time of production}

{Note to PM: Product name "17COM045 (1) " will be replaced with marketed Alternate Brand Name [it] [this product].}

{Note to PM: Marketing may choose any weed(s)/pests from the list}

Marketing Claims

BRAND POSITIONING

1. From the science-based brand
2. From our labs to your lawn
3. Science applied to [your] [the] lawn
4. [Bringing] sound science [applied] to [your] [the] lawn

PRODUCT POSITIONING

1. [The] summer [saver] [lawn] product
2. [Guards] [Defends] [Shields] lawns from listed [*] insects & [lawn] weeds
3. [2] [Two] [lawn] products in [1] [one] [bottle]
4. [Only need to] Apply [1] [one] product instead of [2] [two]
5. [Lawn] weed & Insect Killer
6. [Lawn] Insect & Weed Killer
7. 2-Way Formula***
8. Dual Action Formula [(1) Kills Lawn Weeds (2) Kills Insects]
9. 2 in 1 Action/Formula [(1) Kills Lawn Weeds and (2) Insects]
10. [Dual Action/Formula] [Kills Lawn Weeds and Insects]***
11. 2 in 1 Action/Formula [(1) Kills Lawn Weeds (2) [Kills] [Lawn] Insects]***

{Note to PM: *** Lawn Herbicide & Lawn Insecticide}

HERBICIDE

1. Kills [65] listed [*] [established] [broadleaf] weeds [on contact] [insert picture of dead weed] [- roots and all] [including roots] [including [pick any combination from weed list]]
2. Kills the root [[so] [guaranteeing] they don't grow back]!
3. Kills listed [*] weeds [including [the] roots]
4. Kills the [toughest] [and] [deepest] listed [*] weed[s] [roots]
5. Kills [[even] [the]] tough[est] listed [*] weeds
6. Kills [deeply] established listed [*] weed[s] [roots]
7. Kills [hard-to-control] [tough] listed [*] weeds
8. Kills listed [*] weeds [and insects], not the lawn
9. Kills all [common] [broadleaf] weeds[*] [listed]
10. [No] [The only] [lawn] weed product [like this] [that also kills listed [*] insects]
11. [Lawn] weed killer that also kills [lawn] insects
12. [Plus,] unlike similar [lawn] weed products, also kills 100+ listed insects
13. [Trial] [Plot] data indicates [better] [weed killing] performance than similar [lawn] herbicides
14. Provides more lawn benefits than most [lawn] herbicides
15. Unlike similar [lawn weed] products, also kills listed [*] insects
16. Also kills listed [*] insects [-unlike similar products]
17. Before [insert graphic of live weed]
18. Fewer listed [*] [lawn] weeds [and insects] result in [thicker] [healthier] [greener] lawns
19. Our fastest listed [*] [lawn] weed [and insect] killer
20. Kills any size listed [*] [lawn] weed
21. Kills all [lawn] listed [*] weed sizes

INSECTICIDE

1. Kills 100 listed lawn insects [on contact] [insert graphic of dead insect] [including [insert insects from insect list]]
2. Before [insert graphic of live insect]
3. Kills all common [surface] listed [*] insects
4. Unlike similar [lawn insect] products, also kills listed [*] [lawn] weeds
5. [Plus,] unlike similar [lawn] insect products, also kills [65] listed [lawn] weeds
6. [No] [The only] [lawn] insect product [like this] [that also kills listed [*] weeds]
7. Also kills [lawn] weeds [-unlike similar products]
8. [Lawn] insect killer that also kills [lawn] weeds
9. Provides more lawn benefits than most [lawn] insect products
10. Won't kill earthworms
11. Kills [any size] [all] listed [*] insect[s] [sizes]
12. Fewer listed [*] insects [and [lawn] weeds] [result in [thicker] [healthier] [greener] lawns]

13. Kills listed [*] insects [and weeds], not the lawn
14. [Trial] [Plot] data indicates [[better] [insect killing]] performance than similar [lawn] insect products

HERBICIDE & INSECTICIDE COMBO

1. [2] [Two] benefits in [1] [one] bottle
2. [2] [Two] products for the price of [1] [one]
3. [2] [Two] - in - [1] [one] [listed [*] [lawn] weed & insect killer]
4. Kills all common [broadleaf] lawn weeds and [surface] insects
5. Kills lawn weeds and insects
6. Kills Dollar Weed
7. All-in-One Insect & [lawn] Weed killer
8. All-in-One Weed & [lawn] Insect killer
9. Dual Action [Insect & [lawn] Weed killer]
10. Dual Purpose [Insect & [lawn] Weed killer]
11. Combination [[lawn] weed & insect killer]] [lawn product]
12. Kills 165 listed [established] [lawn] weeds [incl roots] & insects
13. Kills 165 listed [established] [lawn] weeds [& roots], plus insects
14. Kills [insert # of weeds from weed list] and [insert # of insects from insect list] listed [lawn] weeds & insects [on contact]
15. Kills the most common listed [*] [broadleaf] [lawn] weeds & insects
16. Kills listed [lawn] weeds and listed insects [on contact]
17. Saves time [-only need to apply 1 [one] product not 2 [two]]
18. Protects [your] lawn[s] from listed [*] insects & weeds
19. Keeps lawns [healthy] [beautiful] [and] [thick]
20. For a beautiful weed & insect free lawn
21. Tip-to-tip protection down to [thatch] [the soil]
22. Kills first time, every time

HEAT

1. Guaranteed not to burn [lawns] [even when it's hot] or your money back
2. Apply even in [June] [July] [August] [mid to late summer] [-won't burn lawns]
3. Won't [burn] [harm] lawns [guaranteed] [when temperatures are high] or your money back
4. Easy on lawns, [tough] on [lawn] listed [*] weeds and insects
5. Unlike similar products, won't burn lawns when [used above 90°F [temperatures are high]]
6. Kills lawn weeds in temperatures above 90°F, not your lawn
7. Kills lawn weeds and insects when temperatures are 90°F.
8. Safe to use up to 90°F

HOW IT WORKS

1. Systemic [activity] [action]

FOR BEST RESULTS / USAGE

1. [For best results,] use when listed [*] weeds are actively growing [between X month and Y month]
2. Apply anytime [weed & insects are present]

RESIDUAL

1. Keeps killing listed [*] [insects] [up to] [14] [21] [for 14-21] days
2. Keeps killing listed [*] [weeds] up to 30 days
3. Keeps killing listed [*] [weeds & insects] up to 30 days
4. Keeps killing listed [*] [insects & weeds] up to 30 days
5. Keeps working for 30 days
6. 30 day residual [for [lawn] weeds & insects]
7. 30 day residual [for [lawn] insects & weeds]

GUARANTEE

{“or your money back” may be replaced with a symbol, †, linking to “† or your money back”}

1. Guaranteed [to work] [to kill] or your money back [results]
2. #100% satisfaction guaranteed or your money back
3. Money back guarantee or your money back

4. Tested [to] [for] perform[ance] or your money back
5. Proven performance
6. Guaranteed to knock down listed [lawn] weeds & listed insects [fast]
7. Guaranteed to kill listed [lawn] weeds & insects fast
8. Kills listed [*] [weeds] [and] [insects] not the lawn

LAWN TYPE

1. [For] [Works on] most southern & northern lawns [including [insert lawn types]]
2. For use on [most] [majority of] southern & northern lawns
3. [Won't harm St. Augustine or Centipede lawns]
4. [Can be used on all varieties of St. Augustine grass]
5. [Use with confidence on Floratam]
6. Use on [insert listed lawn types]
7. Do not use on [insert listed lawn types]

COVERAGE

1. 32 oz covers [5000] [X] sq. ft

{**Note to reviewer:** sq. ft. coverage will change based on listed bottle size change, based on the rate of product per area (6 fl oz per 1,000 sq. ft.).}

FAST

1. Kills [on] [by] contact
2. Starts [working] [killing] [insects & weeds] immediately
3. [Begins] [Starts] killing in minutes
4. Kills listed [*] [insects] in hours
5. Fast [results] [acting]
6. [Visible] [lawn weed] results [in minutes] [in hours] [overnight]
7. Formulated to work fast
8. Overnight results [for insects]
9. Results [with] [in] 1 application

RAINPROOF

1. Rainproof in minutes [and won't wash away [for 30 days]]
2. Rainproof [within] [in] [1 hour]
3. [30 days] Rainproof protection
4. Stays where applied for 30 days
5. [Product] Will not wash away for 30 days
6. Once dried, [rain] [precipitation] won't wash away
7. Won't wash away [in rain]
8. Works, regardless of rain [once dried]

CONCENTRATE

1. Concentrate
2. Makes [X] gallons [of spray] [of finished product]
3. Easy-to-Use [with built-in measuring cup]
4. Easy-to-mix
5. Includes measuring cup

READY-TO-SPRAY

1. Ready-to-Spray
2. EZ Grip One Touch Sprayer™
3. [Designed to be] ergonomically friendly
4. No [mixing] [or] [measuring]
5. Attach to [garden] hose and spray
6. One hand operation
7. Hands stay dry

EASY-TO USE

1. [Simple], [convenient], [easy] to use
2. [1] [One] application not [2] [two]

PACKAGING

1. Recyclable bottle
2. Recycle symbol

GENERAL

1. Keep from freezing
2. Water-based
3. Won't stain
4. Stain proof
5. Non-staining
6. [100%] Family owned company
7. [Low] [No] odor














PETS & CHILDREN

1. People & Pets may enter the area after the spray has dried.

BONUS SIZE/PROMOTIONAL LANGUAGE

1. [Bonus value] [X%] more vs. [32oz] size
2. [X]% bonus [size]
3. [X]% free
4. covers [X] [sq.] [square] [ft.] [feet]
5. [Insert #] Bottles [included]
6. [On pack] [instant redeemable] [offer] [coupon] [rebate]
7. Save [\$X]
8. Free sample
9. Large yard size
10. For large yards
11. [Club] [Value] [Special] [Limited Time Only] [Bonus] [Bundle] [Combo] pack

{Note to reviewer for coverage: sq. ft. coverage will change based on listed bottle size change.}

	 
	 <p>Dandelion</p>
 <p>Sedge</p>	 <p>Plantain</p>
 <p>Dollarweed</p>	 <p>Ants</p>
 <p>Mole Crickets</p>	 <p>Earwigs</p>
 <p>Chiggers</p>	 <p>Chinch Bugs</p>

