



U.S. ENVIRONMENTAL PROTECTION AGENCY

Office of Pesticide Programs
Registration Division (7505P)
1200 Pennsylvania Ave., N.W.
Washington, D.C. 20460

EPA Reg. Number:

92564-72

Date of Issuance:

7/3/18

NOTICE OF PESTICIDE:

☒ Registration
☐ Reregistration
(under FIFRA, as amended)

Term of Issuance:

Conditional

Name of Pesticide Product:

16COM027 RTU Insecticide,
Miticide, and Fungicide

Name and Address of Registrant (include ZIP Code):

Norma C. Pangilinan
SBM Life Science Corp.
1001 Winstead Drive, Suite 500
Cary, NC 27513

Note: Changes in labeling differing in substance from that accepted in connection with this registration must be submitted to and accepted by the Registration Division prior to use of the label in commerce. In any correspondence on this product always refer to the above EPA registration number.

On the basis of information furnished by the registrant, the above named pesticide is hereby registered under the Federal Insecticide, Fungicide and Rodenticide Act.

Registration is in no way to be construed as an endorsement or recommendation of this product by the Agency. In order to protect health and the environment, the Administrator, on his motion, may at any time suspend or cancel the registration of a pesticide in accordance with the Act. The acceptance of any name in connection with the registration of a product under this Act is not to be construed as giving the registrant a right to exclusive use of the name or to its use if it has been covered by others.

This product is conditionally registered in accordance with FIFRA section 3(c)(7)(A). You must comply with the following conditions:

1. Submit and/or cite all data required for registration/reregistration/registration review of your product under FIFRA when the Agency requires all registrants of similar products to submit such data.

Signature of Approving Official:

Hope Johnson, Product Manager 21
Fungicide Branch, Registration Division (7505P)

Date:

7/3/18

2. You are required to comply with the data requirements described in the DCI identified below:

a. Tebuconazole GDCI- GDCI-128991-1598

You must comply with all of the data requirements within the established deadlines. If you have questions about the 2015 Tebuconazole Registration Review Preliminary Work Plan listed above, you may contact the Chemical Review Manager in the Pesticide Reevaluation Division: <http://iaspub.epa.gov/apex/pesticides/f?p=chemicalsearch:1>

3. Make the following label changes before you release the product for shipment:

- Revise the EPA Registration Number to read, "EPA Reg. No. 92564-72."

4. Submit one copy of the final printed label for the record before you release the product for shipment.

Should you wish to add/retain a reference to the company's website on your label, then please be aware that the website becomes labeling under the Federal Insecticide Fungicide and Rodenticide Act and is subject to review by the Agency. If the website is false or misleading, the product would be misbranded and unlawful to sell or distribute under FIFRA section 12(a)(1)(E). 40 CFR 156.10(a)(5) list examples of statements EPA may consider false or misleading. In addition, regardless of whether a website is referenced on your product's label, claims made on the website may not substantially differ from those claims approved through the registration process. Therefore, should the Agency find or if it is brought to our attention that a website contains false or misleading statements or claims substantially differing from the EPA approved registration, the website will be referred to the EPA's Office of Enforcement and Compliance.

If you fail to satisfy these data requirements, EPA will consider appropriate regulatory action including, among other things, cancellation under FIFRA section 6(e). Your release for shipment of the product constitutes acceptance of these conditions. A stamped copy of the label is enclosed for your records. Please also note that the record for this product currently contains the following CSFs:

- Basic CSF dated 9/5/2017

If you have any questions, please contact Marcel Howard by phone at (703)305-6784, or via email at howard.marcel@epa.gov.

Enclosure

07/03/2018

Under the Federal Insecticide, Fungicide
and Rodenticide Act as amended, for the
pesticide registered under
EPA Reg. No. 92564-72

16COM027 RTU Insecticide, Miticide, and Fungicide

ABN: BioAdvanced™ Science-Based Solutions 3-in-1 Insect, Disease, & Mite Control Ready-to-Use I; BioAdvanced™ Science-Based Solutions All-in-One Rose & Flower Spray Ready-to-Use; Bianova Advanced™ 3-in-1 Insect, Disease, & Mite Control Ready-to-Use I; Fortifend Advanced™ 3-in-1 Insect, Disease, & Mite Control Ready-to-Use I; Bianova Advanced™ All-in-One Rose & Flower Spray Ready-to-Use; Fortifend Advanced™ All-in-One Rose & Flower Spray Ready-to-Use

ACTIVE INGREDIENTS:

Tau-fluvalinate.....	0.014 %
Tebuconazole.....	0.015 %

OTHER INGREDIENTS:	<u>99.971 %</u>
---------------------------------	-----------------

TOTAL:	100.000 %
---------------	------------------

STOP - Read This Entire Label Before Use
KEEP OUT OF REACH OF CHILDREN

CAUTION


See back panel booklet for ingredients and precautionary statements
Not for sale, distribution or use in New York

Read the label First!

QUICK FACTS

For detailed instructions, see Directions for Use section.

[Note to PM: May insert any claim from marketing claim list that follows.]

KILLS	Aphids, caterpillars, Japanese beetles (adult), Lace bugs, Leaf-feeding beetles, Leafhoppers (including Glassy-Winged Sharpshooter), Leafminers, Mealybugs, Psyllids, Thrips, spider mites, whiteflies, and other listed [*] pests. Note to PM: May choose any insect from the insect list.
DISEASES CONTROLLED	Anthrachnose, black spot, leaf spot, petal blight, powdery mildew, rust, and scab.
COVERAGE	Treats up to 45 medium-sized plants. [24 fl oz size] [Treats up to 312 medium-sized plants] [1.3 gallon size]
WHERE TO USE	Roses, flowers, houseplants, ground covers, vines, ornamentals, shrubs, and trees. For use on non-edible plants only.
WHEN TO USE	To prevent listed [*] insect, mite, or disease infestations or control them when they first appear.
	Questions or comments, call toll-free (877) 229-3724 or visit on-line at www.BioAdvanced.com [www.bianovaadvanced.com] [www.bioadvancedsciencebasedsolutions.com] [www.fortifendadvanced.com].

EPA Reg. No. 92564-xxx

EPA Est. No. XXXX-AA-1

FOR RESIDENTIAL USE ONLY**+ FIRST AID**

If swallowed:	<ul style="list-style-type: none"> • Call a poison control center or doctor immediately for treatment advice. • Have person sip a glass of water if able to swallow. • Do not induce vomiting unless told so by a poison control center or doctor. • Do not give anything to an unconscious person.
If on skin or clothing:	<ul style="list-style-type: none"> • Take off contaminated clothing. • Rinse skin immediately with plenty of water for 15-20 minutes. • Call a poison control center or doctor for treatment advice.
If in eyes:	<ul style="list-style-type: none"> • Hold eye open and rinse slowly and gently with water for 15 to 20 minutes. • Remove contact lenses, if present, after the first 5 minutes, then continue rinsing eye. • Call a poison control center or doctor for treatment advice.
NOTE: Have the product container or label with you when calling a poison control center or doctor, or going for treatment. For medical emergency information, you may call toll-free 1-877-229-3763. [Active Ingredients: Tau-fluvalinate (CAS #102851-06-9), Tebuconazole (CAS #107534-96-3)].	

*listed (Note to PM: The word "listed" can appear as a footnote with the appropriate phrase, such as *listed pests/insects).

PRECAUTIONARY STATEMENTS

HAZARDS TO HUMANS AND DOMESTIC ANIMALS

CAUTION

- Harmful if swallowed.
- Harmful if absorbed through skin.
- Causes moderate eye irritation.
- Avoid contact with skin, eyes, or clothing.
- Wash thoroughly with soap and water after handling before eating, drinking, chewing gum, using tobacco, or using the toilet.
- Remove and wash contaminated clothing before reuse.

ENVIRONMENTAL HAZARDS

This product is toxic to fish and aquatic organisms.

Do not apply directly to water or to areas where surface water is present or to intertidal areas below the mean high water mark.

To protect the environment, do not allow pesticide to enter or run off into storm drains, drainage ditches, gutters, or surface waters. Applying this product in calm weather when rain is not predicted for the next 24 hours will help to ensure that wind or rain does not blow or wash pesticide off the treatment area.

This product is toxic to honey bees if bees are exposed to direct application. However, dried residues of this product are non-toxic to honey bees. Treat during non-foraging periods to minimize adverse effects.

Apply this product only as specified on this label.

DIRECTIONS FOR USE

It is a violation of Federal law to use this product in a manner inconsistent with its labeling.

Read and follow all label restrictions and directions when using this product.

BEFORE YOU USE

Apply the product to flowering plants during early morning or late evening, when bees are not present.

RESTRICTIONS:

- Do not water the treated area to the point of run-off.
- Do not make applications during rain.
- Application is prohibited directly into sewers or drains, or to any area like a gutter where drainage to sewers, storm drains, water bodies, or aquatic habitat can occur. Do not allow the product to enter any drain during or after application.
- Do not spray the product into fish pools, ponds, streams, or lakes.
- Remove animal feeding dishes prior to application.
- Do not use in small, enclosed areas where spray may be inhaled.
- Do not apply to fruits or vegetables used for food. For use on non-edible plants only.
- Do not use indoors - for houseplants, move them outside, treat, let dry and bring back indoors.
- For outdoor residential use only.
- Do not apply to areas which are water logged or saturated, which will not allow penetration into the root zone of the plant.
- Do not apply this product while bees are foraging.

WHEN TO USE

When listed [*] insects, mites, or disease first appear.

To avoid serious damage, eliminate listed [*] pests and diseases early in the season before they multiply.

Apply prior to plants blooming or after petal fall is complete.

HOW TO USE

[Option 1]

[Shake well before using. Adjust nozzle to desired spray pattern.

Hold sprayer about 12 inches from foliage.

Spray leaves, stems and tender new shoots.

[ART: of steps above]

Apply until both sides of the leaves are evenly coated with spray, but not dripping.

[ART: spraying top and undersides of leaves]]

[Option 2]

[How To Use Your Sprayer:

1. **Remove ERGO-GRIP™ spray wand from pocket**
 - Remove wrap from coiled hose
 - Remove protective battery strip from sprayer handle



2. REMOVE STICKER & CAP COVER



3. CONNECT HOSE TO CAP

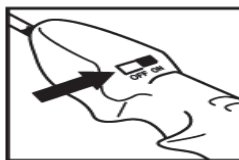
Insert plug at end of coiled hose into hole on cap and push firmly until secure.

Remove sticker and cap cover before inserting hose plug.



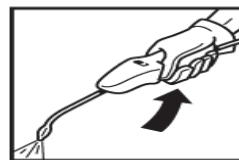
4. OPEN SPRAY WAND

- Unfold spray wand until it snaps into place
- Point spray nozzle away from body.
- Adjust spray nozzle to desired setting.



5. TURN POWER ON

Slide OFF-ON switch to ON position.



6. SQUEEZE

- Squeeze trigger to dispense product. Sprayer may require several seconds to prime before product is released.
- Release trigger to stop spraying.

4 AA Batteries Included

For important
battery
information –
see booklet.

Storage

- Slide OFF-ON switch to OFF position.
- Do not unplug hose. Leave connected to cap.
- Turn spray nozzle to the off position.
- Fold spray wand down against sprayer handle.
- Return ERGO-GRIP™ spray wand to pocket for storage.

To Replace Batteries

- Open battery compartment [with a small screwdriver].

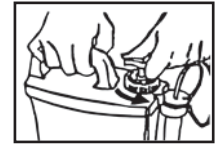
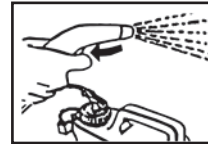
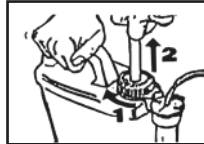
- Remove used batteries and replace with new batteries in correct position as indicated inside battery compartment.
- Securely close battery compartment door [and screw closed].

Proper use of Batteries

- Never mix old batteries with new.
- Do Not mix Alkaline with Standard (carbon zinc) or Rechargeable (nickel cadmium) batteries.
- When storing sprayer for long periods, remove batteries to prevent leakage.
- Dispose of used batteries according to manufacturer's instructions or in household trash.]

[Option 3]

[Alternate Packaging Instructions:]



PREPARE SPRAYER

- Remove sprayer
- Point sprayer away from body and adjust nozzle
- Turn T-handle clockwise to unlock
- Grasp bottle handle firmly
- Pull up on T-handle

SPRAY

- Squeeze trigger to spray
- Pull up on T-handle, when spray stops

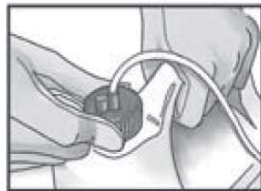
AFTER USE

- Turn T-handle counter-clockwise to lock storage

[Option 4]

[Alternate Packaging Instructions:]

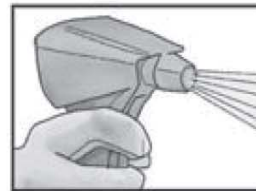
IMPORTANT! – READ BEFORE USE



How to Attach Sprayer to Bottle ■ Remove Power Sprayer and hose from side carrier. ■ Replace bottle cap with cap attached to Power Sprayer hose.



Prepare to Spray ■ Point Sprayer away from body. ■ Adjust nozzle to desired setting. Do not turn past "X" position. ■ Slide safety switch to ON position.



Spray ■ Squeeze trigger to dispense product. Sprayer may require several seconds to prime before spraying.

After Use




■ Slide safety switch to LOCK position. ■ Return Power Sprayer to side carrier for storage.



4 AA Batteries Included
For important battery information – see booklet.

[Option 5]

[Alternate Packaging Instructions:]

	<div>    </div> <div> <p>Attach Sprayer</p> <ul style="list-style-type: none"> ■ Remove sprayer from bottle and extend hose. ■ Open flip-cap on bottle. ■ Insert hose and plug into flip-cap opening until it snaps into place. <p>Spray</p> <ul style="list-style-type: none"> ■ Adjust nozzle to stream or spray position. ■ Point sprayer downward and squeeze trigger repeatedly until liquid is released. <p>After Use</p> <ul style="list-style-type: none"> ■ Turn sprayer nozzle to X (off) position. Do not unplug hose. ■ Return sprayer to bottle. Sprayer will snap into place. </div>
HOW OFTEN	<p>Kills listed [*] insects on contact and keeps on killing for up to 14 days [two weeks].</p> <p>For diseases, repeat every 7 to 14 days as necessary.</p>
[REFILL]	<p>[Option for refilling the 1.3 gallon sprayer from the [X] gallon [X] [16COM027 RTU Insecticide, Miticide, and Fungicide or Alternate Brand Name] package:</p> <ol style="list-style-type: none"> 1. Open the refill port cap 2. Fill bottle with the Ready-to-Use product refill. 3. Replace refill port cap, tighten and shake well.] <p>[Option for refilling the 1.3 gallon bottle]</p> <p>Refilling the sprayer with [Alternate Brand Name of Tau-Fluvalinate + Tebuconazole Concentrate Insecticide, Miticide and Fungicide]</p> <ol style="list-style-type: none"> 1. Open the refill port cap 2. Add 2.67 fl oz. (51/4 TBS) of [Alternate Brand Name of Tau-Fluvalinate + Tebuconazole Concentrate Insecticide, Miticide and Fungicide] to spray bottle. 3. Fill sprayer with water to 1 gallon fill line. 4. Replace cap, tighten and shake well.
HOW IT WORKS	<p>This product provides 3-way action: kills existing listed [*] pests, forms protective barrier on outside of plant and is absorbed into the plant and keeps on protecting for up to 2 weeks.</p>

Kills:	<p>Adelgids, Aphids, Armyworms, Bagworms, Beetles, Boxelder bugs, Budworms, Cankerworms, Caterpillars, Chinch bugs, Clover mites, Crickets, Cucumber beetles, Cutworms, Earwigs, Elm leaf beetles, Firebrats, Flea beetles, Fungus gnats, Grasshoppers, Gypsy moth larvae, Japanese beetles (adult), Lace bugs, Leaf-feeding beetles, Leaf-feeding caterpillars, Leafhoppers (including Glassy-Winged Sharpshooter), Leafminers (including Birch Leafminers and Holly Leafminers), Loopers, Mealybugs, Midges, Mites, Pillbugs, Plant bugs, Psyllids, Rose Midges, Rose Slugs, Sawflies, Scale insects (crawler stages), Silverfish, Sowbugs, Spider Mites, Spittlebugs, Stink Bugs, Thrips, Two-Spotted Spider Mites, Viburnum leaf beetle, Webworms, Weevils (including adult root weevils), Whiteflies</p>
---------------	---

DISEASES CONTROLLED	PLANTS
Black Spot Powdery Mildew Rust	Roses
Leaf Spot Powdery Mildew Rust	Flowers
Anthrachnose Leaf Spot Powdery Mildew Rust Scab	Crabapples (Ornamental), Dogwoods and Other Small Landscape [Ornamental] Trees
Anthrachnose Boxwood blight Black Spot Leaf Spot Petal Blight Powdery Mildew Rust	Azaleas, Camellias, Rhododendrons, and Other Landscape [Ornamental] Shrubs, Ground Covers, and Vines
Leaf Spot Powdery Mildew	Houseplants (treated outdoors)
Restrictions Do not apply this product while bees are foraging.	
Application Instructions To treat existing disease: apply at least 3 times, every 7-14 days apart beginning at the first sign of disease. To prevent diseases: apply at least 3 times, every 7-14 days apart during the growing season, starting when new leaves first appear.	

FOR BEST RESULTS

To avoid serious damage to plants, eliminate listed [*] pests and disease early in the season before they multiply.



Children and pets may re-enter the treated area after spray has dried.

STORAGE AND DISPOSAL

Do not contaminate water, food, or feed by storage or disposal.

Pesticide Storage

Store in original container in a cool, dry place, out of the reach of children, preferably a locked storage cabinet.

Container Handling



If empty:

- Non-refillable container. Do not reuse or refill this container [EXCEPT to refill with another 16COM027 RTU Insecticide, Miticide, and Fungicide or Alternate Brand Name].
- Place empty container in trash or offer for recycling if available.

If partly filled:

- Call your local solid waste agency or toll free 1-877-229-3724 for disposal instructions.
- Never place unused product down any indoor or outdoor drain.

NOTICE

Research and testing have determined that the "Directions for Use" are appropriate for the proper use of this product under expected conditions. To the extent consistent with applicable law, the Buyer assumes responsibility for lack of performance or safety if not used according to the directions.

* Money back Guarantee: If you are not satisfied with this product, we will gladly refund your original purchase price

Net Contents: 24 oz.

[Net Contents: 1.3 gallons]

[Net Contents: 1 gallon]

BioAdvanced™ [Fortifend Advanced™] [Bianova Advanced™] and Ergo-Grip™ are trademarks of SBM Life Science Corp.

**PRODUCED FOR
[DISTRIBUTED BY]**

SBM Life Science Corp.
1001 Winstead Drive, Suite 500
Cary, North Carolina 27513

16COM027 RTU 11/15/2017

[Optional Marketing Claims]





- For use on: [Roses,] [Flowers,] [Houseplants,] [Ground Covers,] [Vines,] [Ornamentals,] [Shrubs,] [and] [Trees]
- Just one application quickly kills listed [*] insects
- Protects against listed [*] insects for up to 14 days
- Up to 14 days listed [*] [insect] protection
- Keeps killing listed [*] insects for up to 14 days
- Rainproof [Protection] within 1 hour
- Fast-Acting ... Kills On Contact
- Kills listed [*] insects on contact
- Long-Lasting ... Keeps On Killing For up to 2 Weeks [14 days]
- Highly effective [insecticide + miticide + fungicide] 3 way formula designed to kill listed [*] [insect vs. insect pests,] [mites,] [and] [diseases] on [roses,] [flowers,] [houseplants,] [ground covers,] [vines,] [ornamentals,] [shrubs,] [and] [trees]
- Highly effective against mites
- Systemic formula works through the leaves and stems to protect
- Cures and protects against listed [*] insects, mites and diseases [on] [roses,] [flowers,] [houseplants,] [ground covers,] [vines,] [ornamentals,] [shrubs,] [and] [trees]
- Cures and prevents listed [*] insect, mite and disease problems [on] [roses,] [flowers,] [houseplants,] [ground covers,] [vines,] [ornamentals,] [shrubs,] [and] [trees]
- 3 benefits in One [1]: Listed [*] Insect Protection, [Spider] Mite Protection, and listed [*] Disease Protection
- Prevents, stops, and cures listed [*] pests and diseases [on] [roses,] [flowers,] [houseplants,] [ground covers,] [vines,] [ornamentals,] [shrubs,] [and] [trees]
- Controls listed [*] pests [insects] that harm [roses,] [flowers,] [houseplants,] [ground covers,] [vines,] [ornamentals,] [shrubs,] [and] [trees]
- Rescues [Guards] [Protects] plants from listed [*] pests
- Cures fungus pests and protects against listed [*] [pests] [insects]
- Cures and Prevents [Black Spot,] [Powdery Mildew] [and] [Rust] [Disease[s]]
- Kills [Knocks Out] Insects and Mites on Contact
- Controls black spot, powdery mildew, [and] rust [and other listed [*] diseases]
- Kills aphids, spider mites, Japanese beetles (adult) and other listed [*] pests
- Ready to use...No mixing, [and] no measuring
- Premium care – 3 in 1 formula – controls listed [*] insects, mites, and diseases
- 3 in 1 formula – kills listed [*] insects on contact, controls mites, controls diseases, and keeps on protecting for (up to 2) weeks
- Kills listed [*] insects, mites and disease on contact, and keeps on protecting for [up to 2] weeks
- Exclusive Formula – Three-way control – controls listed [*] insects, mites, and diseases
- Systemic formula, controls listed [*] diseases
- Three benefits in one package
- Fast, easy and efficient
- The Rose & Flower Enhancer
- Maintains and restores beauty
- Three garden products in one
- Proven three-way control
- The Rose and Flower Defender
- For beautiful roses and flowers
- Keep your roses and flowers beautiful
- This product's [proprietary] 3-in-1 formula kills listed [*] insects, controls listed [*] mites and diseases on roses, flowers, hibiscus, iris and other flowers and shrubs. Plus, it keeps on protecting for [up to] two weeks. Growing beautiful roses, flowers, and shrubs has never been easier.
- This product's [exclusive] formula protects against listed [*] insects, mites and diseases in one easy step. It provides up to 2 weeks' protection against the major listed [*] insect and disease problems of roses, hibiscus, iris, and other flowers and shrubs. Growing beautiful roses, flowers, and shrubs has never been easier!

Packaging Claims

- [Features] [Exclusive] [TM Name] [Sprayer Wand] [Extension Wand] [Technology]
- No more bending over
- [TM Name] [ensures] [allows] targeted application
- Easy to [use] [apply]
- This [unique] [exclusive] refill port [makes it easy to refill] [saves time]
- [TM Name] refill port makes it [quick] [easy] to refill.
- No [eliminates] messy refilling
- [New], [TM name] sprayer-- ensures targeted application
- [Targeted] [TM name] Sprayer extends to [X, 2,3,4] feet
- Ergo-Grip™ Spray Wand
- Grip controlled sprayer reduces hand fatigue
- Grip control make it easier to spray
- Contours and grip control reduce hand fatigue
- Contours and grip control make it easy to spray
- Contours and grip control take the pressure off your hands
- Contours and grip control for better comfort
- Grip controlled sprayer for your comfort
- Grip control and contours for easier spraying
- Ergo-Grip™ Contoured grip control for your comfort
- Contoured grip control reduces hand fatigue
- Comfortable, accurate, easy to store
- Designed for comfort, accuracy, easy storage
- [Look here] [Easy to Use] Refill [port] [cap]
- 8-inch spray wand extension included
- Easy to store wand extension
- Dedicated pump handle
- Easy to use pressure relief valve
- Bonus [X] oz size – [X]% more than [X] oz size
- Now covers [XXX] [square] [sq] feet
- Bonus [X] oz size
- Bonus value - [X]% more [vs [X] oz size]
- Battery Powered

*listed (Note to PM: The word "listed" can appear as a footnote with the appropriate phrase, such as *listed pests/insects).

[ART]

	
	 ‡‡or your money back
