



UNITED STATES ENVIRONMENTAL PROTECTION AGENCY
WASHINGTON, DC 20460

OFFICE OF CHEMICAL SAFETY
AND POLLUTION PREVENTION

March 19, 2018

Ashwini S. Kulkarni
Regulatory Specialist
SBM Life Science Corp.
1001 Winstead Drive Suite 500
Cary, NC 27513

Subject: Notification per PRN 98-10 – minor label changes to add bracketed language, additional product size, marketing claims, trademarks, and graphics
Product Name: TAU-FLUVALINATE + TEBUCONAZOLE CONCENTRATE
INSECTICIDE, MITICIDE, AND FUNGICIDE
EPA Registration Number: 92564-63
Application Date: 01/18/2018
Decision Number: 538026

Dear Ms. Kulkarni:

The Agency is in receipt of your Application for Pesticide Notification under Pesticide Registration Notice (PRN) 98-10 for the above referenced product. The Registration Division (RD) has conducted a review of this request for its applicability under PRN 98-10 and finds that the action requested falls within the scope of PRN 98-10. The label submitted with the application has been stamped “Notification” and will be placed in our records.

Should you wish to add/retain a reference to the company’s website on your label, then please be aware that the website becomes labeling under the Federal Insecticide Fungicide and Rodenticide Act and is subject to review by the Agency. If the website is false or misleading, the product would be misbranded and unlawful to sell or distribute under FIFRA section 12(a)(1)(E). 40 CFR 156.10(a)(5) list examples of statements EPA may consider false or misleading. In addition, regardless of whether a website is referenced on your product’s label, claims made on the website may not substantially differ from those claims approved through the registration process. Therefore, should the Agency find or if it is brought to our attention that a website contains false or misleading statements or claims substantially differing from the EPA approved registration, the website will be referred to the EPA’s Office of Enforcement and Compliance.

If you have any questions, please contact Maryam K. Muhammad by phone at 703-347-0301, or via email at Muhammad.maryam@epa.gov.

A handwritten signature in cursive script that reads "Maryam K. Muhammad".

Hope Johnson, Product Manager 21
Fungicide Branch
Registration Division (7505P)
Office of Pesticide Programs

w [FRONT PANEL]

Tau-fluvalinate +Tebuconazole

Concentrate Insecticide, Miticide, and Fungicide

ABN: Bayer Advanced 3-in-1 Insect, Disease & Mite Control Concentrate I;

Bayer Advanced 3-in-1 Insect, Disease & Mite Control Ready-to-Spray** I; Bayer Advanced All-in-One Rose and Flower Spray Concentrate; Bayer Advanced All-in-One Rose and Flower Spray Ready-to-Spray**; Bayer Advanced Rose & Flower Spray Concentrate; Bayer Advanced Rose & Flower Spray Ready to Spray**

Bianova Advanced™ 3-in-1 Insect, Disease & Mite Control Concentrate I; BioAdvanced™ 3-in-1 Insect, Disease & Mite Control Concentrate I; BioAdvanced™ Science-Based Solutions 3-in-1 Insect, Disease & Mite Control Concentrate I; Fortifend Advanced™ 3-in-1 Insect, Disease & Mite Control Concentrate I; Bianova Advanced™ 3-in-1 Insect, Disease & Mite Control Ready-to-Spray** I; BioAdvanced™ 3-in-1 Insect, Disease & Mite Control Ready-to-Spray** I; BioAdvanced™ Science-Based Solutions 3-in-1 Insect, Disease & Mite Control Ready-to-Spray** I;

Fortifend Advanced™ 3-in-1 Insect, Disease & Mite Control Ready-to-Spray** I; Bianova Advanced™ All-in-One Rose & Flower Spray Concentrate; BioAdvanced™ All-in-One Rose & Flower Spray Concentrate; BioAdvanced™ Science-Based Solutions All-in-One Rose & Flower Spray Concentrate; Fortifend Advanced™ All-in-One Rose & Flower Spray Concentrate; Bianova Advanced™ All-in-One Rose and Flower Spray Ready-to-Spray**; BioAdvanced™ All-in-One Rose and Flower Spray Ready-to-Spray**; BioAdvanced™ Science-Based Solutions All-in-One Rose and Flower Spray Ready-to-Spray**; Fortifend Advanced™ All-in-One Rose and Flower Spray Ready-to-Spray**; Bianova Advanced™ Rose & Flower Spray Concentrate; BioAdvanced™ Rose & Flower Spray Concentrate; BioAdvanced™ Science-Based Solutions Rose & Flower Spray Concentrate; Fortifend Advanced™ Rose & Flower Spray Concentrate; Bianova Advanced™ Rose & Flower Spray Ready to Spray**; BioAdvanced™ Rose & Flower Spray Ready to Spray**; BioAdvanced™ Science-Based Solutions Rose & Flower Spray Ready to Spray**; Fortifend Advanced™ Rose & Flower Spray Ready to Spray**; Bianova Advanced™ Tree & Shrub Insect Killer Spray Ready to Spray**; BioAdvanced™ Tree & Shrub Insect Killer Spray Ready to Spray**; BioAdvanced™ Science-Based Solutions Tree & Shrub Insect Killer Spray Ready to Spray**; Fortifend Advanced™ Tree & Shrub Insect Killer Spray Ready to Spray**; Bianova Advanced™ Tree & Shrub Insect Killer Spray Concentrate; BioAdvanced™ Tree & Shrub Insect Killer Spray Concentrate; BioAdvanced™ Science-Based Solutions Tree & Shrub Insect Killer Spray Concentrate; Fortifend Advanced™ Tree & Shrub Insect Killer Spray Concentrate

[This label contains two separate label statements for, **Outdoor Residential Pump Sprayer/Hose-end Sprayer Concentrate** product use and **Outdoor Residential Ready-To-Spray** product use.]

- For use on: Roses, Flowers, Houseplants (treated outside), Ground Covers, Vines, Ornamentals, Shrubs, and Trees
- Just one application quickly kills listed* insects
- Complete plant protection - Protects plants leaves/branches [(top to bottom)]
- Up to 14 day listed* insect protection
- Protects against listed* insects for up to 14 days
- Keeps killing listed* insects for up to 14 days
- Continuous killing [(power)] against listed* insects for up to 14 days
- Rainproof Protection
- Protection that won't wash off
- Fast Acting, ... Kills Listed* Insects On Contact
- Kills listed* insects on contact
- Long Lasting, ... Keeps On Killing Listed* Insects For up to 14 days
- Residual action, keeps killing listed* insects for up to 2 weeks
- Systemic formula works through the leaves and stems to protect for disease control
- A systemic disease protectant and curative
- A curative for listed* fungus and against listed* pests
- Cures and protects against listed* insects, mites and diseases on roses, flowers, houseplants (treated outside), ground covers, vines, ornamentals, shrubs, and trees
- Cures and prevents listed* insect, mite and disease problems on roses, flowers, houseplants, ground covers, vines, ornamentals, shrubs, and trees
- 3 Benefits in One: Insect Protection, Spider Mite Protection, and Disease Protection
- One application, three benefits: Insect Protection, Spider Mite Protection, and Disease Protection
- All-in-One, three benefits: insect, disease, and spider mite protection
- Systemic Disease Protectant Formula – gets [(moves)] inside the plant to protect and cure
- Prevents, stops, and cures listed* pests and diseases on roses, flowers, houseplants, ground covers, vines, ornamentals, shrubs, and trees
- Controls (Kills, Eliminates) listed* insects pests that harm roses, flowers, houseplants, ground covers, vines, ornamentals, shrubs, and trees
- Rescues [(guards)] plants from listed* pests
- Cures and Prevents Black Spot, Powdery Mildew and Rust Disease(s)
- Kills (Knocks-Out) listed* Insects and Mites on Contact
- Controls black spot, powdery mildew, [(and)]-rust, [(and more)]
- Controls (Kills) aphids, caterpillars, [(and)] mites, [(and more)]
- Premium [(Superior)] care – 3 in 1 formula – controls insect,

mites, and diseases

- 3 in 1 formula – kills listed* insects on contact, controls mites, controls diseases, and keeps on protecting for (up to 2) weeks (provides long lasting protection)
- Total (Complete, All-in-one) Protection Formula – Kills listed* insects, mites and disease on contact, and keeps on protecting for (up to 2) weeks
- Exclusive (Proprietary) Formula – Three way control – controls listed* insects, mites, and diseases
- Systemic formula, controls listed* diseases
- Three benefits in one package
- One application with three benefits: controls listed* insects, mites and diseases
- Systemic disease three way action (control)
- Fast, easy and efficient
- The Rose & Flower enhancer (enforcer)
- Maintains and restores beauty
- Three garden products in one
- Proven three way control
- The Rose and Flower defender (guardian, protector)
- Kills aphids, spider mites, Japanese beetles (adult) and

other listed* pests

- 3 Benefits in 1
- Insect control
- Disease control
- Mite control
- Bonus size...X% more
- Easy hold
- EZ Spray
- One-touch sprayer
- EZ-Ggrip One Touch Sprayer™
- Ergo-Ggrip
- Simple spray
- One touch
- Spray n go
- Thumb switch
- Handy spray
- EZ touch
- One-touch application

Marketing Claim for Brand Name Change:

New Name. Same Great Results.

New Name. Same Familiar Formula.

New Name. Same Performance.

*listed (Note to PM: The word "listed" can appear as a footnote with the appropriate phrase, such as *listed pests/insects.)

**for use with garden hose

Copy that appears in [] is optional.

ACTIVE INGREDIENTS:

Tau-fluvalinate.....0.61%
Tebuconazole.....0.65%

OTHER INGREDIENTS:.....98.74%

TOTAL:.....**100.00%**

STOP - Read This Entire Label Before Use

KEEP OUT OF REACH OF CHILDREN

CAUTION

See back panel booklet for additional [first aid] and precautionary statements



Not for sale, sale into, distribution and or use in New York State.

[BACK PANEL]

[This product's exclusive 3-way formula protects against listed* insect, mites, and diseases in one easy step [[Tau-fluvalinate](#) + [Tebuconazole Concentrate Insecticide, Miticide, and Fungicide](#) ~~INSERT ABN PRODUCT NAME HERE~~] proprietary 3-in-1 formula kills listed* insects on contact, controls mites, controls diseases, and keeps on protecting for [up to 2] weeks. This concentrate formula provides long lasting insect control, mite control, and disease protection on roses, flowers, houseplants, ground covers, vines, ornamentals, shrubs, and trees. Growing beautiful trees, shrubs, flowers, and roses has never been easier! Better Science, Better Results.]

[This product's exclusive formula protects against listed* insects, mites and diseases in one easy step. It provides up to 2 weeks protection against the major insect and disease problems of roses, hibiscus, iris, and other flowers and shrubs. Growing beautiful roses, flowers, and shrubs has never been easier!]

[Read the Label First!]

QUICK FACTS	
<p>[Effective Against a Broad Range of listed* Insects, Mites, and Diseases]</p> <p>[Keeps on Killing listed* Insects for Up to 14 days]</p> <p>[Easy, Accurate Measuring & Mixing]</p> <p>[3 Benefits in One: Mite Control, Insect Control, Disease Control]</p> <p>[Protects against Insects & Diseases for up to 2 weeks]</p>	<p>[Ready-to-Spray** formula ... no mixing, no measuring]</p> <p>[Apply with most common garden sprayers]</p>  <p>[Kills listed* insects on contact]</p> <p>[Highly effective against mites]</p> <p>[One quart covers up to 192 roses]</p> <p>[Choose from optional marketing claim list]</p>
INSECTS and MITES CONTROLLED	Adelgids, Aphids, caterpillars, Japanese beetles (adult), Lace bugs, Leaf-feeding beetles, Leafhoppers (including Glassy-Winged Sharpshooter), Leafminers, Mealybugs, Psyllids, spider mites, Thrips, whiteflies, and other listed* pests.
DISEASES CONTROLLED	Anthracnose, black spot, leaf spot, petal blight, powdery mildew, rust, and scab.
COVERAGE	<p>[FOR USE WITH CONSUMER MIXED CONCENTRATE PRODUCT ONLY]</p> <p>Makes {Creates, Delivers} up to 12 gallons of spray [32 oz. size]</p> <p>[Makes up to 24 gallons of spray [64 oz. size]]</p> <p>[FOR USE WITH READY TO SPRAY** PACKAGING ONLY]</p> <p>Treats {Protects} up to 192 roses [32 oz. size] [Treats] [Protects] up to 384 roses [64 oz. size]]</p>
WHERE TO USE	<p>Outdoors on roses, flowers, houseplants, ground covers, vines, ornamentals, shrubs, and trees</p> <p>For use on non-edible plants only</p> <p>[Roses, Flowers, Azaleas, Camellias, Rhododendrons and other shrubs]</p>
WHEN TO USE	To prevent insect, mite, or disease infestations or control them when they first appear.
HOW MUCH TO USE	<p>[FOR USE WITH CONSUMER MIXED CONCENTRATE PRODUCT ONLY]</p> <p>Dilute 2.67 oz (5¼ Tablespoons) concentrate in 1 gallon of water</p>
	<p>Questions or comments, call toll-free (877) 229-3724 or visit us on-line at</p> <p>[www.bianovaadvanced.com][www.BioAdvanced.com][www.BioAdvancedScienceBasedSolutions.com]</p> <p>[www.fortifendadvanced.com]</p>

ACTIVE INGREDIENTS:

Tau-fluvalinate.....0.61 %

Tebuconazole.....0.65 %

OTHER INGREDIENTS:.....	98.74%
TOTAL:	100.00%

EPA Reg. No. 92564-63

EPA Est. No.

FOR OUTDOOR RESIDENTIAL USE ONLY

FIRST AID

If swallowed:	<p>Call a poison control center or doctor immediately for treatment advice</p> <p>Have person sip a glass of water if able to swallow.</p> <p>Do not induce vomiting unless told to by a poison control center or doctor.</p> <p>Do not give anything to an unconscious person.</p>
If on skin or clothing:	<p>Take off contaminated clothing.</p> <p>Rinse skin immediately with plenty of water for 15-20 minutes.</p> <p>Call a poison control center or doctor for treatment advice.</p>

NOTE: Have the product container or label with you when calling a poison control center or doctor, or going for treatment. For medical emergency information, you may call toll-free 1-877-229-3763.

Active Ingredients: Tau-fluvalinate [CAS #102851-06-9], Tebuconazole [CAS #107534-96-3]

PRECAUTIONARY STATEMENTS

HAZARDS TO HUMANS AND DOMESTIC ANIMALS

CAUTION

- Harmful if swallowed.
- Harmful if absorbed through skin.
- Avoid contact with skin, eyes, or clothing.
- Wash hands before eating, drinking, chewing gum, using tobacco, or using the toilet.
- Remove and wash contaminated clothing before reuse.

ENVIRONMENTAL HAZARDS

This product is toxic to fish and aquatic organisms.

Do not apply directly to water or to areas where surface water is present or to intertidal areas below the mean high water mark.

To protect the environment, do not allow pesticide to enter or run off into storm drains, drainage ditches, gutters, or surface waters. Applying this product in calm weather when rain is not predicted for the next 24 hours will help to ensure that wind or rain does not blow or wash pesticide off the treatment area.

Rinsing application equipment over the treated area will help avoid run off to water bodies or drainage systems.

This product is toxic to honey bees if bees are exposed to direct application. However, dried residues of this product are non-toxic to honey bees. Treat during non-foraging periods to minimize adverse effects.

Apply this product only as specified on this label.

DIRECTIONS FOR USE

It is a violation of Federal law to use this product in a manner inconsistent with its labeling.

Read and follow all label restrictions and directions when using this product.

BEFORE YOU USE

Apply the product to flowering plants during early morning or late evening, when bees are not present.

Restrictions:

- Do not water the treated area to the point of run-off.
- Do not make applications during rain.
- Application is prohibited directly into sewers or drains, or to any area like a gutter where drainage to sewers, storm drains, water bodies, or aquatic habitat can occur. Do not allow the product to enter any drain during or after application.
- Do not spray the product into fish pools, ponds, streams, or lakes.
- Remove animal feeding dishes prior to application.
- Do not use in small, enclosed areas where spray may be inhaled.
- Do not apply to fruits or vegetables used for food. For use on non-edible plants only.
- Do not use indoors - for houseplants, move them outside, treat, let dry and bring back indoors.
- For outdoor residential use only.
- Do not apply to areas which are water logged or saturated, which will not allow penetration into the root zone of the plant.
- Do not apply this product while bees are foraging.

WHEN TO USE

When listed insect, mites, or disease first appear.

- To avoid serious damage, eliminate pests and diseases early in the season before they multiply.
- Apply prior to plants blooming or after petal fall is complete.

[FOR USE WITH CONSUMER MIXED CONCENTRATE PRODUCT ONLY]

MIXING & MEASURING

Shake well before using. SEE SPRAYER TYPES

HOW TO SPRAY

Adjust nozzle on your sprayer to desired spray pattern.

Hold sprayer about 12 inches from foliage.

Spray leaves, stems and tender new shoots.

- Apply until both sides of the leaves are evenly coated with spray, but not dripping.

[FOR USE WITH CONSUMER MIXED CONCENTRATE PRODUCT ONLY]

SPRAYER TYPES

(ART: ICON OF PUMP TYPE)



For Pump Style Tank Sprayer:

To make one gallon of spray:

1. Pour 2.67 fl. oz. (5¼ Tablespoons) of the liquid concentrate.
2. Dilute in 1 gallon of water.
3. Close sprayer and shake well before applying.

(ART: ICON DIAL TYPE)



For Dial-Style Hose-End Sprayers:

Dilution rate: 2.67 fl. oz. (5 1/4 tablespoons) per gallon

1. Fill sprayer jar with enough concentrate to treat the desired plants.
2. Close sprayer and set dial [at x for (Brand)].
3. Attach sprayer to hose and apply.

OR

Fill sprayer jar with enough concentrate to cover plants to be treated and follow sprayer label directions for applying.

(ART: ICON OF WATER TYPE)



For Concentrate-Plus-Water Hose-End Sprayers:

Dilution rate: 2.67 fl. oz. (5 1/4 tablespoons) per gallon

1. Pour concentrate into sprayer jar to the required fluid ounce level.
2. Add the appropriate amount of water to the gallons level.
3. Replace sprayer top and shake well before applying.

OR

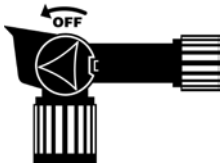
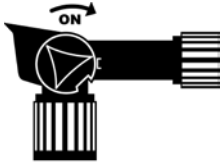
Pour concentrate into sprayer jar to the required fluid ounce level and follow sprayer label directions for applying.

[FOR USE WITH READY TO SPRAY PACKAGING ONLY]**

HOW TO USE

Shake well before using. This product is ready to spray. Just attach this bottle to your hose according to directions. Water automatically mixes with the concentrate as you spray.

HOW TO ATTACH AND SPRAY



[Option 1]

1. Connect your garden hose to the bottle. Be sure the blue water control valve on top of the spray nozzle is in the OFF position.
2. To begin spraying, turn on water at faucet. Point nozzle towards the area to be treated and Press lock tab while using other hand to turn sprayer valve to on position.
3. To stop spraying, turn the water control valve on top of the spray nozzle to OFF. Turn off faucet.
4. Relieve water pressure by turning water control valve to the ON position until water slows to a drip. Turn water control valve back to OFF. Disconnect garden hose from bottle.
5. The unused portion can be saved and used at a later date.

Tips for Applying

1. Extend hose to the farthest plants to be treated and work back toward the faucet to avoid contacting wet, treated plants.
2. Use an even sweeping motion, ensuring thorough coverage of both the top and bottom leaf surfaces.

[HOW TO ATTACH AND SPRAY]

[Option 2]

1. [Connect your garden hose to the bottle. Be sure the (color inserted here) water control valve on top of the spray nozzle is in the OFF position.
2. Turn on water at faucet. Twist the small, star-shaped, (color inserted here) product-control button to align the flat portion with the lock tab. Push the button in to open.
3. To begin spraying, point nozzle towards the area to be treated and turn the (color) water control valve to ON position. Tab will be horizontal.
4. To stop spraying, turn the (color) water control valve on top of the spray nozzle to OFF. To close, push in the small round button opposite the star-shaped product-control button. Turn off faucet.]
5. Relieve water pressure by turning water control valve to the ON position until water slows to a drip. Turn water control valve back to OFF. Disconnect garden hose from bottle.
6. The unused portion can be saved and used at a later date.

Tips for Applying

1. Extend hose to the farthest plants to be treated and work back toward the faucet to avoid contacting wet, treated plants.
2. Use an even sweeping motion, ensuring thorough coverage of both the top and bottom leaf surfaces.

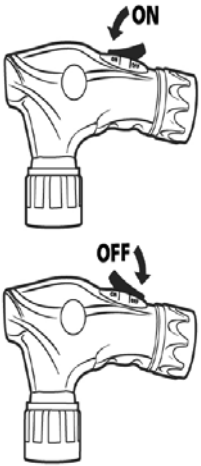
[Option 3]


[CONNECT

1. Shake well before use.
2. Securely Connect sprayer to garden hose.
3. Be sure that ON/OFF Switch is in OFF position, toward hose end of sprayer.
4. Turn on water at faucet.
5. For first time use, remove plastic shipping lock from beneath switch.

SPRAY

1. Extend hose to farthest area to be treated, point sprayer nozzle in direction to be sprayed.


	<ol style="list-style-type: none"> 2. Begin spraying - Push ON/OFF Switch forward into ON position. 3. Walk at a steady pace while spraying, using an even sweeping motion, and slightly overlap treated areas. Work back toward faucet to avoid walking over wet, treated grass. <p>FINISH</p> <ol style="list-style-type: none"> 1. To stop spraying, push ON/OFF Switch to OFF position. 2. Turn off water at faucet. 3. Relieve water pressure in hose by turning ON/OFF Switch back to ON position until water slows to a drip, then return ON/OFF switch to OFF position. 4. Disconnect sprayer from hose.]
<p>HOW OFTEN</p>	<p>Kills listed insect on contact and keeps on killing for up to 14 days. For diseases and severe infestations, repeat every 7 to 14 days as necessary.</p>
<p>HOW IT WORKS</p>	<p>This product provides 3 way action: kills existing pests, forms protective barrier on outside of plant and is absorbed into the plant regardless of weather conditions. (This product provides 3 way action: kills listed insects on contact, controls mites, and controls diseases, and keeps on protecting for (up to 2) weeks.</p>

<p>INSECTS AND MITES CONTROLLED</p>	 <p>(ART: Aphid, Japanese Beetle (adult))</p>			
<ul style="list-style-type: none"> Adelgids Aphids Armyworms Bagworms Beetles Boxelder bugs Budworms Cankerworms Caterpillars Chinch bugs Clover mites Crickets Cucumber beetles Cutworms 	<ul style="list-style-type: none"> Earwigs Elm leaf beetles Firebrats Flea beetles Fungus gnats Grasshoppers Gypsy moth larvae Japanese beetles (adult) Lace bugs Leaf-feeding beetles Leaf-feeding caterpillars Leafhoppers (including Glassy-Winged Sharpshooter) 	<ul style="list-style-type: none"> Leafminers (including Birch Leafminers and Holly Leafminers) Loopers Mealybugs Midges Mites Pillbugs Plant bugs Psyllids Rose Midges Rose Slugs Sawflies Scale insects (crawler stages) 	<ul style="list-style-type: none"> Silverfish Sowbugs Spider Mites Spittlebugs Stink Bugs Thrips Two-Spotted Spider Mites Viburnum leaf beetle Webworms Weevils (including adult root weevils) Whiteflies 	

DISEASES CONTROLLED	CONTROLS	PLANTS
	Black Spot Powdery Mildew Rust	Roses
	Leaf Spot Powdery Mildew Rust	Flowers
	Anthracnose Leaf Spot Powdery Mildew Rust Scab	Crabapples (Ornamental), Dogwoods and Other Small Landscape Ornamental Trees
	Anthracnose Black Spot Leaf Spot Petal Blight Powdery Mildew Rust	Azaleas, Camellias, Rhododendrons, and Other Landscape Ornamental Shrubs, Ground Covers, and Vines
	Leaf Spot Powdery Mildew	Houseplants (treated outdoors)
Restrictions Do not apply this product while bees are foraging.		
Application Instructions To treat existing disease: apply at least 3 times, every 7-14 days apart beginning at the first sign of disease. To prevent diseases: apply at least 3 times, every 7-14 days apart during the growing season, starting when new leaves first appear.		

FOR BEST RESULTS

Do not wet the foliage within one hour after applying. To avoid serious damage to plants, eliminate pests early in the season before they multiply.

	Children and pets may re-enter after spray has dried.
---	---

STORAGE AND DISPOSAL

Do not contaminate food, water, or feed by storage or disposal.

Pesticide Storage

Store in original container in a cool, dry place, out of the reach of children, preferably a locked storage cabinet.

Container Handling



If empty:

- Non-refillable container. Do not refill or reuse container.
- Place empty container in trash or offer for recycling if available.

If partly filled:

- Call your local solid waste agency or toll free 1-877-229-3724 for disposal instructions.
- Never place unused product down any indoor or outdoor drain.

NOTICE

Research and testing have determined that the "Directions for Use" are appropriate for the proper use of this product under expected conditions. To the extent consistent with applicable law, the Buyer assumes responsibility for lack of performance or safety if not used according to the directions.

Money Back Guaranteed: If you are not satisfied with this product, we will gladly refund your original purchase price.

Net Contents: 32 fl. oz. (946 ml); 40 fl. oz. (1183 mL); 64 fl. oz. (1,892 mL)

**PRODUCED FOR
[DISTRIBUTED BY]**

BioAdvanced™ [Fortifend Advanced™] [Bianova Advanced™] is a Trademark of SBM Life Science Corp.
Ergo-Grip™, EZ-Grip One Touch Sprayer™ are trademarks of SBM Life Science Corp.

**SBM Life Science Corp.
1001 Winstead Drive, Suite 500
Cary, North Carolina 27513**

Tau-fluvalinate +Tebuconazole Concentrate (PENDING) 04/11/2017 11/9/2017

ART

