



UNITED STATES ENVIRONMENTAL PROTECTION AGENCY
WASHINGTON, DC 20460

OFFICE OF CHEMICAL SAFETY
AND POLLUTION PREVENTION

May 17, 2017

Norma C. Pangiliman
Head of Regulatory Affairs NA
SBM Life Science Corp.
1001 Winstead Drive, Suite 500
Cary, NC 27513

Subject: Notification per PRN 98-10 – Update registration number due to company transfer; Addition of Alternate Brand Names and Marketing Claims, Revisions due to minor label typo corrections, update to graphic/icon.
Product Name: BTF Concentrate
EPA Registration Number: 92564-47
Application Date: 04/05/2017
Decision Number: 528235

Dear Norma C. Pangiliman:

The Agency is in receipt of your Application for Pesticide Notification under Pesticide Registration Notice (PRN) 98-10 for the above referenced product. The Registration Division (RD) has conducted a review of this request for its applicability under PRN 98-10 and finds that the action requested falls within the scope of PRN 98-10.

The label submitted with the application has been stamped "Notification" and will be placed in our records.

Should you wish to add/retain a reference to the company's website on your label, then please be aware that the website becomes labeling under the Federal Insecticide Fungicide and Rodenticide Act and is subject to review by the Agency. If the website is false or misleading, the product would be misbranded and unlawful to sell or distribute under FIFRA section 12(a)(1)(E). 40 CFR 156.10(a)(5) list examples of statements EPA may consider false or misleading. In addition, regardless of whether a website is referenced on your product's label, claims made on the website may not substantially differ from those claims approved through the registration process. Therefore, should the Agency find or if it is brought to our attention that a website contains false

or misleading statements or claims substantially differing from the EPA approved registration, the website will be referred to the EPA's Office of Enforcement and Compliance.

If you have any questions, you may contact Gene Kaudy at 703-347-0585 or via email at kaudy.gene@epa.gov.

A handwritten signature in black ink, reading "Shaja B. Joyner". The signature is written in a cursive, flowing style.

Shaja B. Joyner, Product Manager 20
Fungicide-Herbicide Branch
Registration Division 7505P

NOTIFICATION

92564-47

The applicant has certified that no changes, other than those reported to the Agency have been made to the labeling. The Agency acknowledges this notification by letter dated:

05/17/2017

(Ready-to-Spray label)

BTF Concentrate

(ABN) Bianova Advanced Fungus Control for Lawns Ready-to-Spray; BioAdvanced Fungus Control for Lawns Ready-to-Spray; BioAdvanced Science-Based Solutions Fungus Control for Lawns Ready-to-Spray; Fortifend Advanced Fungus Control for Lawns Ready-to-Spray

This label contains two separate label statements for, Outdoor Residential Pump Sprayer/Hose-end Sprayer Concentrate product use and Outdoor Residential Ready-To-Spray product use.

- One quart treats up to 5,000 sq. ft.
- Cures, stops and prevents common [listed] [*] lawn diseases
- Controls all major [listed] [*] fungal lawn diseases, including brown patch, dollar spot, powdery mildew and rusts
- Systemic fungicide works through the leaves and stems to protect and cure
- Provides up to 30 days systemic protection
- Leaves no white residue
- Can be used on all types of lawns
- Once absorbed, continues to protect without wash off for 30 days
- Absorbed by leaves and spread throughout the plant
- Can be used on all types of [listed] [*] lawns
- Starts protecting immediately
- Stops [listed] [*] Disease(s) in its (their) tracks
- Stops [listed] [*] Disease Before it Starts
- Stops [listed] [*] Disease plus prevents reinfection/reoccurrence
- Protects continuously for up to 30 days
- Just hook (attach) (connect) to hose and spray
- Kills the [listed] [*] disease, not the lawn
- Controls the [listed] [*] disease, protects the lawn
- All weather formula
- Proven protection for lawns
- Triple protection formula
- Starts working immediately
- The ultimate [listed] [*] disease protection
- Use anytime (conditions favor disease)
- Exclusive formula - 3 way control
- Intended for Homeowner Use Only
- Easy hold
- EZ Spray
- One-touch sprayer
- EZ grip
- Ergo grip
- Simple spray
- EZ grip
- One touch
- Spray n go
- Thumb switch
- Handy spray
- EZ touch
- One-touch application

*listed (Note to PM: The word "listed" can appear as a footnote with the appropriate phrase, such as *listed pests/diseases)

ACTIVE INGREDIENT:	
Propiconazole	2.42%
OTHER INGREDIENTS:	97.58%
TOTAL:	100.00%

EPA Reg No. 72155-93 92564-47

EPA Est. No. _-AA-

Formatted: Highlight

Formatted: Font: 12 pt, Highlight

Formatted: Highlight

Formatted: Font: 12 pt

Formatted: Highlight

Net Contents: 32 fl oz.

KEEP OUT OF REACH OF CHILDREN

CAUTION

See Back Panel Booklet for Additional Ingredients and Precautionary Statements

(Ready-to-Spray label)

BTF Concentrate

(ABN) Bayer Advanced Fungus Control for Lawns Ready-to-Spray; **Bianova**
Advanced Fungus Control for Lawns Ready-to-Spray; BioAdvanced Fungus
Control for Lawns Ready-to-Spray; BioAdvanced Science-Based Solutions
Fungus Control for Lawns Ready-to-Spray; Fortifend Advanced Fungus Control
for Lawns Ready-to-Spray

Formatted: Highlight

- One quart treats up to 5,000 sq. ft.
- Cures, stops and prevents common [listed] [*] lawn diseases
- Controls all major [listed] [*] fungal lawn diseases, including brown patch, dollar spot, powdery mildew and rusts
- Systemic fungicide works through the leaves and stems to protect and cure
- Provides up to 30 days systemic protection
- Leaves no white residue
- Once absorbed, continues to protect without wash off for 30 days
- Absorbed by leaves and spread throughout the plant
- Can be used on all types of [listed] [*] lawns
- Can be used on all types of [listed] [*] lawns
- Starts protecting immediately
- Stops [listed] [*] Disease(s) in its (their) tracks
- Stops [listed] [*] Disease Before it Starts
- Stops [listed] [*] Disease plus prevents reinfection/reoccurrence
- Protects continuously for up to 30 days
- Just hook (attach) (connect) to hose and spray
- Kills the disease, not the lawn
- Controls the [listed] [*] disease, protects the lawn
- All weather formula
- Proven protection for lawns
- Triple protection formula
- Starts working immediately
- The ultimate [listed] [*] disease protection
- Use anytime (conditions favor disease)
- Exclusive formula - 3 way control
- Intended for Homeowner Use Only
- Easy hold
- EZ Spray
- One-touch sprayer
- EZ grip
- Ergo grip
- Simple spray
- EZ grip
- One touch
- Spray n go
- Thumb switch
- Handy spray
- EZ touch
- One-touch application

Marketing Claim for Brand Name Change:

New Name. Same Great Results:

New Name. Same Familiar Formula:

New Name. Same Performance:

Formatted: Highlight

*listed (Note to PM: The word "listed" can appear as a footnote with the appropriate phrase, such as "listed pests/diseases)

ACTIVE INGREDIENT:

Propiconazole..... 2.42%

OTHER INGREDIENTS:97.58%

TOTAL:100.00%

EPA Reg No. 72155-93 92564-47EPA Est. No. -AA-

Net Contents: 32 fl oz.

Formatted: Highlight


KEEP OUT OF REACH OF CHILDREN

CAUTION

See Back Panel Booklet for Additional Ingredients and Precautionary Statements

This product cures, stops and prevents [listed] [*] plant diseases. This systemic fungicide is rainproof and provides protection against most common [listed] [*] lawn diseases, brown patch, dollar spot, powdery mildew, rust, red thread and other [listed] [*] diseases. Now it is easier than ever to prevent [listed] [*] diseases and have a beautiful lawn.

Read the label first!

QUICK FACTS <ul style="list-style-type: none">• Cures and Prevents Common [listed] [*] Lawn Diseases• Provides up to 30 days protection• Ready-to-Spray ... No Mixing, No Measuring	
CONTROLS	<ul style="list-style-type: none">• Brown Patch, Dollar Spot, Summer Patch, Red Thread, Rust and other [listed] [*] diseases
COVERAGE	<ul style="list-style-type: none">• No measuring or mixing needed. Dilutes automatically as you spray.• 32 fl. oz. size treats up to 5,000 sq. ft.
WHERE TO USE	<ul style="list-style-type: none">• Lawns
WHEN TO USE	<ul style="list-style-type: none">• To treat an existing [listed] [*] disease• To prevent and protect against future [listed] [*] diseases
	For questions or comments, call toll-free 1-877-BayerAG (1-877-229-3724) or visit our website at www.BayerAdvanced.com INSERT COMPANY WEBSITE HERE

FOR OUTDOOR RESIDENTIAL USE ONLY

ACTIVE INGREDIENT:	
Propiconazole.....	2.42%
OTHER INGREDIENTS:	<u>97.58%</u>
TOTAL:	100.00%

EPA Reg. No. **72155-93 92564-47** EPA Est. No. **-AA-**

Formatted: Highlight


Formatted: Highlight

Formatted: Highlight

Formatted: Table Text, Indent: Left: 0", Space After: 3 pt, Tab stops: Not at -1" + -0.5" + 0" + 0.1" + 0.3" + 1.5" + 2" + 2.5" + 3"

Formatted: Highlight

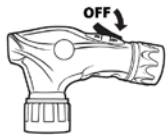
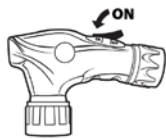
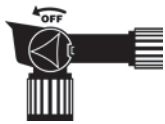
PRECAUTIONARY STATEMENTS
CAUTION
ENVIRONMENTAL HAZARDS
<ul style="list-style-type: none">This product is toxic to fish and shrimp. Do not apply directly to water. Do not contaminate water when cleaning equipment or disposing of equipment washwaters or rinsate. Drift and runoff may be hazardous to aquatic organisms in water adjacent to treated areas.To protect the environment, do not allow pesticide to enter or run off into storm drains, drainage ditches, gutters, or surface waters. Applying this product in calm weather when rain is not predicted for the next 24 hours will help to ensure that wind or rain does not blow or wash pesticide off the treatment area. Rising application equipment over the treated area will help avoid runoff to water bodies or drainage systems.

DIRECTIONS FOR USE	
It is a violation of Federal Law to use this product in a manner inconsistent with its labeling. For best results, read and follow all label directions.	
USE PRECAUTIONS AND RESTRICTIONS	<ul style="list-style-type: none">Do not allow adults, children, or pets to enter the treated area until sprays have dried.Do not apply near lakes, streams, rivers, or ponds.Do not apply to fruits or vegetables grown for food.Do not apply this product in a way that will contact adults, children, or pets, either directly or through drift.
HOW TO USE Shake Well Before Use	<ul style="list-style-type: none">This product is ready to spray. Just attach this bottle to your hose according to directions. Water automatically mixes with the concentrate as you spray.
CURES & PREVENTS	<ul style="list-style-type: none">[Listed] [*] Lawn diseases including Anthracnose, Bermuda grass decline, Brown Patch, Copper Spot, Dollar Spot, Fusarium Blight, Gray Leafspot, Large Patch of Zoysia, Powdery Mildew, Red thread, Rhizoctonia blight, Rust, Smut, Southern blight, Summer patch, and Zoysia Patch.
HOW MUCH TO USE	<ul style="list-style-type: none">First determine the area to be treated.Apply entire 32 fl. oz. bottle to 5,000 sq. ft. It should take about 5 to 6 minutes to empty the container over the treatment area.For Bermuda grass decline, Fusarium Blight, Large Zoysia Patch, Summer patch, and Zoysia Patch, apply entire 32 fl. oz. bottle to 2,500 sq. ft.
HOW THIS PRODUCT WORKS	This product provides 3-way action: it kills existing fungi, forms a protective barrier on the outside of the plant and is absorbed into the plant to keep on protecting regardless of weather conditions.

- Formatted: Highlight
- Commented [TM1]: Old pet/people icon will be removed.
- Formatted: Bulleted + Level: 1 + Aligned at: 0" + Tab after: 0.25" + Indent at: 0.25"

HOW TO ATTACH & SPRAY	[Directions for Hayes Sprayer] <ol style="list-style-type: none">1. Connect your garden hose to the bottle. Be sure the blue water control valve on top of the spray nozzle is in the OFF position.2. Turn on water at faucet. Twist the small star-shaped, blue product-control button to align the flat portion with the lock tab. Push the button in to open.3. To begin spraying, point nozzle toward the area to be treated and turn the blue water control valve to the ON position. Tab will be horizontal.4. To stop spraying, turn the blue water control valve on top of the spray nozzle to OFF. To close, push in the small round button opposite the star-shaped product-control button. Turn off faucet.5. Relieve water pressure by turning blue water control valve to the ON position until water slows to a drip. Turn blue water control valve back to OFF. Disconnect garden hose from bottle.6. The unused portion can be saved and used at a later date. [Directions for Green Garden K-1 Sprayer and Calmar Infinity Sprayer] Connect <ol style="list-style-type: none">1. Shake well before use2. Connect sprayer to garden hose3. Be sure that sprayer valve is in off position4. Turn on water at faucet Spray <ol style="list-style-type: none">1. Extend hose to furthest area to be treated, point sprayer nozzle in direction to be sprayed.2. To begin spraying, press lock tab while using other hand to turn sprayer valve to on position.3. Walk at a steady pace while spraying, using an even sweeping motion, and slightly overlap the treated areas. Work back toward the faucet to avoid walking over wet, treated grass. Finish <ol style="list-style-type: none">1. To stop spraying, turn sprayer valve to off position.2. Turn off water at faucet.3. Relieve water pressure in hose by turning sprayer valve to water position until water slows to a drip, then turn valve to off position.4. Disconnect sprayer from hose.
	Tips for Applying <ol style="list-style-type: none">1. Extend hose to the farthest area to be treated and work back toward the faucet to avoid walking into wet, treated area.2. Walk at a steady pace while spraying, using an even sweeping motion, slightly overlapping the treated areas.

HOW TO ATTACH AND SPRAY



**[Optional Sprayer Directions 1]
[Directions for Hayes HP-2 Sprayer]**

1. Connect your garden hose to the bottle. Be sure the blue water control valve on top of the spray nozzle is in the OFF position.
2. To begin spraying, turn on water at faucet. Point nozzle towards the area to be treated and Press lock tab while using other hand to turn sprayer valve to on position.
3. To stop spraying, turn the water control valve on top of the spray nozzle to OFF. Turn off faucet.
4. Relieve water pressure by turning water control valve to the ON position until water slows to a drip. Turn water control valve back to OFF. Disconnect garden hose from bottle.
5. The unused portion can be saved and used at a later date.

Tips for Applying

1. Extend hose to the farthest part of the lawn to be treated and work back toward the faucet to avoid contacting wet, treated areas.
2. Use an even sweeping motion, ensuring thorough coverage of turf.

[Optional Sprayer Directions 2]

[CONNECT]

1. Shake well before use.
2. Securely Connect sprayer to garden hose.
3. Be sure that ON/OFF Switch is in OFF position, toward hose end of sprayer.
4. Turn on water at faucet.
5. For first time use, remove plastic shipping lock from beneath switch.

SPRAY


1. Extend hose to farthest area to be treated, point sprayer nozzle in direction to be sprayed.
2. Begin spraying - Push ON/OFF Switch forward into ON position.
3. Walk at a steady pace while spraying, using an even sweeping motion, and slightly overlap treated areas. Work back toward faucet to avoid walking over wet, treated grass.

FINISH

1. To stop spraying, push ON/OFF Switch to OFF position.
2. Turn off water at faucet.
3. Relieve water pressure in hose by turning ON/OFF Switch back to ON position until water slows to a drip, then return ON/OFF switch to OFF position.
4. Disconnect sprayer from hose.]

FOR BEST RESULTS

- This product is highly effective when used to prevent [listed] [*] disease or when applied at first sign of [listed] [*] disease. To prevent damage, start treating when conditions are favorable for [listed] [*] disease development in your area, and treat every 30 days.
- To control existing [listed] [*] disease, reapply every 14 days until lawn shows signs of recovery. Do not apply more than 16 times per year at a rate of 32 fl. oz. per 5,000 sq. ft. or 8 times per year at a rate of 32 fl. oz. per 2,500 sq. ft.
- Do not treat lawn during periods of stress from heat or drought.
- Do not apply when temperatures are greater than 85°F, as injury to lawn may occur.
- Rain or watering after spray has dried will not wash away effectiveness.
- For more information on what you can do to control plant diseases, or to find out when disease is common in your area, contact your local County Extension Service (usually found in the White Pages of the phone book under the name of your county.)

STORAGE AND DISPOSAL	
Do not contaminate water, food, or feed by storage and disposal.	
Pesticide Storage:	Store in original container in a cool, dry place, out of the reach of children, preferably a locked storage cabinet. Protect from freezing.
Pesticide Disposal: 	If Partly Filled: <ul style="list-style-type: none">• If it is necessary to dispose of unused product, please call your local solid waste agency or you may call toll-free 1-877-229-3724 for disposal instructions.• Never place unused product down any indoor or outdoor drain.
Container Handling:	Nonrefillable Container: Do not reuse or refill this container. If Empty: <ul style="list-style-type: none">• Place in trash.
Important: Use all of the product in accordance with label directions. If it is necessary to dispose of unused product, please follow any applicable state or local guidelines.	

NOTICE
Research and testing have determined that the "Directions For Use" are appropriate for the proper use of this product under expected conditions. The Buyer assumes responsibility for lack of performance or safety if not used according to the directions.

Money Back Guarantee: If you are not satisfied with this product, we will gladly refund your original purchase price.

(Pump Sprayer/Hose-end Sprayer label)

BTF Concentrate
(ABN) Bayer Advanced Fungus Control for Lawns
Concentrate; Bianova Advanced Fungus Control
for Lawns Concentrate; BioAdvanced Fungus
Control for Lawns Concentrate; BioAdvanced
Science-Based Solutions Fungus Control for
Lawns Concentrate; Fortifend Advanced Fungus
Control for Lawns Concentrate

Formatted: Font: 22 pt

Formatted: Font: 22 pt

Formatted: Font: 22 pt

Formatted: Font: 22 pt

Formatted: Font: 22 pt

- 40 fl. oz. container treats 6,250 sq. ft.
- Cures, stops and prevents common [listed] [*] lawn diseases
- Controls all major [listed] [*] fungal lawn diseases, including brown patch, dollar spot, powdery mildew and rusts
- Systemic fungicide works through the leaves and stems to protect and cure
- Provides up to 30 days systemic protection
- Leaves no white residue
- Once absorbed, continues to protect without wash off for 30 days
- Absorbed by [listed] [*] leaves and spread throughout the plant
- Can be used on all types of [listed] [*] lawns
- Can be used on all types of [listed] [*] lawns
- Starts protecting immediately
- Stops [listed] [*] Disease(s) in its (their) tracks
- Stops [listed] [*] Disease Before it Starts
- Stops [listed] [*] Disease plus prevents reinfection/reoccurrence
- Protects continuously for up to 30 days
- Just hook to hose and spray
- Kills the [listed] [*] disease, not the lawn
- Controls the [listed] [*] disease, protects the lawn
- All weather formula
- Proven protection for lawns
- Triple protection formula
- Starts working immediately
- The ultimate [listed] [*] disease protection
- Use anytime (conditions favor disease)
- Exclusive formula - 3 way control
- 25% More vs. 32 oz. size (40 oz. size)
- Intended for Homeowner Use Only

Marketing Claim for Brand Name Change:
New Name. Same Great Results.
New Name. Same Familiar Formula.
New Name. Same Performance.

*listed (Note to PM: The word "listed" can appear as a footnote with the appropriate phrase, such as *listed pests/diseases)

ACTIVE INGREDIENT:

Propiconazole2.42%

OTHER INGREDIENTS	97.58%
TOTAL:	100.00%
EPA REG No. 72155-93 92564-47	EPA Est. No. -AA-

Formatted: Highlight


Net Contents: 40 fl oz.

KEEP OUT OF REACH OF CHILDREN
CAUTION

See Back Panel Booklet for Additional Ingredients and Precautionary Statements

This product cures, stops and prevents [listed] [*] plant diseases. This systemic fungicide is rainproof and provides protection against most common [listed] [*] lawn diseases, brown patch, dollar spot, powdery mildew, rust, red thread and other [listed] [*] diseases. Now it is easier than ever to prevent [listed] [*] diseases and have a beautiful lawn.

Read the label first!

QUICK FACTS <ul style="list-style-type: none">Cures and Prevents Common [listed] [*] Lawn DiseasesProvides up to 30 days protectionEasy, accurate measuring & mixing concentrateApply with most common garden sprayers	
CONTROLS	<ul style="list-style-type: none">Brown Patch, Dollar Spot, Summer Patch, Red Thread, Rust and other [listed] [*] diseases
COVERAGE	<ul style="list-style-type: none">Makes up to 10 gallons on spray solution.40 fl. oz. size treats 6,250 sq. ft.
WHERE TO USE	<ul style="list-style-type: none">Lawns
WHEN TO USE	<ul style="list-style-type: none">To treat an existing [listed] [*] diseaseTo prevent and protect against future [listed] [*] diseases
	For questions or comments, call toll-free 1-877-BayerAG (1-877-229-3724) or visit our website at www.BayerAdvanced.com INSERT COMPANY WEBSITE HERE

Formatted: Highlight

Formatted: Highlight

Formatted: Highlight

FOR OUTDOOR RESIDENTIAL USE ONLY

ACTIVE INGREDIENT:	
Propiconazole.....	2.42%
OTHER INGREDIENTS:	97.58%
TOTAL:	100.00%



EPA Reg. No. 72155-93 92564-47

EPA Est. No. -AA-

Formatted: Highlight

Formatted: Highlight


PRECAUTIONARY STATEMENTS	
CAUTION	
ENVIRONMENTAL HAZARDS	
<ul style="list-style-type: none">This product is toxic to fish and shrimp. Do not apply directly to water. Do not contaminate water when cleaning equipment or disposing of equipment washwaters or rinsate. Drift and runoff may be hazardous to aquatic organisms in water adjacent to treated areas.To protect the environment, do not allow pesticide to enter or run off into storm drains, drainage ditches, gutters, or surface waters. Applying this product in calm weather when rain is not predicted for the next 24 hours will help to ensure that wind or rain does not blow or wash pesticide off the treatment area. Rinsing application equipment over the treated area will help avoid run off to water bodies or drainage systems.	

DIRECTIONS FOR USE	
It is a violation of Federal Law to use this product in a manner inconsistent with its labeling. For best results, read and follow all label directions.	
<div>USE PRECAUTIONS AND RESTRICTIONS</div> <div></div>	<ul style="list-style-type: none">Do not allow adults, children, or pets to enter the treated area until sprays have dried.Do not apply near lakes, streams, rivers or ponds.Do not apply to fruits or vegetables grown for food. Do not apply this product in a way that will contact adults, children, or pets, either directly or through drift.
HOW TO USE Shake Well Before Use	<ul style="list-style-type: none">This product is ready to spray. Just attach this bottle to your hose according to directions. Water automatically mixes with the concentrate as you spray.
CURES & PREVENTS	<ul style="list-style-type: none">[Listed] [*] Lawn diseases including Anthracnose, Bermuda grass decline, Brown Patch, Copper Spot, Dollar Spot, Fusarium Blight, Gray Leafspot, Large Patch of Zoysia, Powdery Mildew, Red thread, Rhizoctonia blight, Rust, Smut, Southern blight, Summer patch, and Zoysia Patch.
HOW MUCH TO USE	<ul style="list-style-type: none">First determine the area to be treated.Mix 3.2 fl. oz. in 1 gallon of water to treat 500 sq. ft.Apply entire 40 fl. oz. bottle to 6,250 sq. ft. It should take about 6 to 7 minutes to empty the container over the treatment areaFor Bermuda grass decline, Fusarium Blight, Large Zoysia Patch, Summer patch, and Zoysia Patch, Apply entire 40 fl. oz. bottle to 3,125 sq. ft.
HOW THIS PRODUCT WORKS	This product provides 3-way action: it kills existing fungi, forms a protective barrier on the outside of the plant and is absorbed into the plant to keep on protecting regardless of weather conditions.
SPRAYER TYPES	Pump Style Sprayers
	<ol style="list-style-type: none">Add the appropriate amounts of concentrate and water to the sprayer tank.Close sprayer, shake well and pressurize.Adjust nozzle to a coarse spray pattern and apply.Occasionally re-pressurize the sprayer if needed to maintain a good spray pattern.
	Dial Style Hose-End Sprayers
	<ol style="list-style-type: none">Fill sprayer jar with enough concentrate to cover plants to be treated. Close sprayer and set dial settings. TIP: The numbers on Dial-Style Hose-End Sprayers are ounces of concentrate per gallon of spray.Attach sprayer to hose and apply.
	Concentrate Plus Water Hose-End Sprayer
	<ol style="list-style-type: none">Pour concentrate into sprayer jar to the required fluid ounce level.Add the appropriate amount of water to the gallons level.Replace sprayer top and shake well.Attach sprayer to hose and apply.
FOR BEST RESULTS	<ul style="list-style-type: none">This product is highly effective when used to prevent [listed] [*] disease or when applied at first sign

Commented [TM2]: Old pet/people icon will be removed.

Formatted: Bulleted + Level: 1 + Aligned at: 0" + Tab after: 0.25" + Indent at: 0.25"

	<p>of [listed] [*] disease. To prevent damage, start treating when conditions are favorable for [listed] [*] disease development in your area, and treat every 30 days.</p> <ul style="list-style-type: none">• To control existing [listed] [*] disease, reapply every 14 days until lawn shows signs of recovery. Do not apply more than 16 times per year at a rate of 40 fl. oz. per 6,250 sq. ft. or 8 times per year at a rate of 40 fl. oz. per 3,125 sq. ft.• Do not treat lawn during periods of stress from heat or drought.• Do not apply when temperatures are greater than 85°F, as injury to lawn may occur.• Rain or watering after spray has dried will not wash away effectiveness.• For more information on what you can do to control plant diseases, or to find out when disease is common in your area, contact your local County Extension Service (usually found in the White Pages of the phone book under the name of your county.)
--	--

STORAGE AND DISPOSAL	
Do not contaminate water, food, or feed by storage and disposal.	
Pesticide Storage:	Store in original container in a cool, dry place, out of the reach of children, preferably a locked storage cabinet. Protect from freezing.
Pesticide Disposal:	<div></div> <p>If Partly Filled:</p> <ul style="list-style-type: none">• If it is necessary to dispose of unused product, please call your local solid waste agency or you may call toll-free 1-877-229-3724 for disposal instructions.• Never place unused product down any indoor or outdoor drain.
Container Handling:	<p>Nonrefillable Container: Do not reuse or refill this container.</p> <p>If Empty:</p> <ul style="list-style-type: none">• Place in trash.
Important: Use all of the product in accordance with label directions. If it is necessary to dispose of unused product, please follow any applicable state or local guidelines.	

NOTICE
Research and testing have determined that the "Directions For Use" are appropriate for the proper use of this product under expected conditions. The Buyer assumes responsibility for lack of performance or safety if not used according to the directions.

Money Back Guarantee: If you are not satisfied with this product, we will gladly refund your original purchase price.

PRODUCED FOR
DISTRIBUTED BY



SBM Life Science Corp
1001 Winstead Drive, Suite 500
Cary, North Carolina 27513
A Business Unit of Bayer CropScience LP
P.O. Box 12014, 2 T.W. Alexander Drive
Research Triangle Park, North Carolina – 27709

Formatted: Highlight

Formatted: Highlight

BTF Concentrate (PENDING) 04/04/2017