



UNITED STATES ENVIRONMENTAL PROTECTION AGENCY
WASHINGTON, DC 20460

OFFICE OF CHEMICAL SAFETY
AND POLLUTION PREVENTION

March 30, 2018

Norma Pangilinan
Head of Regulatory Affairs, North America
SMB Life Science Corp
1001 Winstead Drive, Suite 500
Cary, NC 27513

Subject: Label Amendment – Label Revision; No Data Required
Product Name: Lawn 3IP HERBICIDE READY-TO-USE
EPA Registration Number: 92564-44
Application Date: February 21, 2017
Decision Number: 526952

Dear Dr. Pangilinan:

The amended label referred to above, submitted in connection with registration under the Federal Insecticide, Fungicide and Rodenticide Act, as amended, is acceptable. This approval does not affect any conditions that were previously imposed on this registration. You continue to be subject to existing conditions on your registration and any deadlines connected with them.

A stamped copy of your labeling is enclosed for your records. This labeling supersedes all previously accepted labeling. You must submit one copy of the final printed labeling before you release the product for shipment with the new labeling. In accordance with 40 CFR 152.130(c), you may distribute or sell this product under the previously approved labeling for 18 months from the date of this letter. After 18 months, you may only distribute or sell this product if it bears this new revised labeling or subsequently approved labeling. "To distribute or sell" is defined under FIFRA section 2(gg) and its implementing regulation at 40 CFR 152.3.

Should you wish to add/retain a reference to the company's website on your label, then please be aware that the website becomes labeling under the Federal Insecticide Fungicide and Rodenticide Act and is subject to review by the Agency. If the website is false or misleading, the product would be misbranded and unlawful to sell or distribute under FIFRA section 12(a)(1)(E). 40 CFR 156.10(a)(5) list examples of statements EPA may consider false or misleading. In addition, regardless of whether a website is referenced on your product's label, claims made on the website may not substantially differ from those claims approved through the registration process. Therefore, should the Agency find or if it is brought to our attention that a website contains false or misleading statements or claims substantially differing from the EPA approved registration, the website will be referred to the EPA's Office of Enforcement and Compliance.

Your release for shipment of the product constitutes acceptance of these conditions. If these conditions are not complied with, the registration will be subject to cancellation in accordance

Page 2 of 2
EPA Reg. No. 92564-44
Decision No. 526952

with FIFRA section 6. If you have any questions, please contact Connie Hernandez by phone at (703) 305-5190, or via email at Hernandez.connie@epa.gov.

Sincerely,

A handwritten signature in black ink, appearing to read "Grant Rowland". The signature is fluid and cursive, with the first name "Grant" being more prominent than the last name "Rowland".

Grant Rowland
Acting Product Manager 23
Herbicide Branch
Registration Division (7505P)
Office of Pesticide Programs

Enclosure

(FRONT PANEL)

Lawn 3iP Herbicide Ready-to-Use

[ABN: Season Long Weed Control for Lawns Ready-to-Use or Southern Season Long Weed Control for Lawns Ready-to-Use; Bianova Advanced™ Season Long Weed Control for Lawns Ready-to-Use; Bianova Advanced™ Southern Season Long Weed Control for Lawns Ready-to-Use; BioAdvanced™ Season Long Weed Control for Lawns Ready-to-Use; BioAdvanced™ Southern Season Long Weed Control for Lawns Ready-to-Use; BioAdvanced™ Science-Based Solutions Season Long Weed Control for Lawns Ready-to-Use; BioAdvanced™ Science-Based Solutions Southern Season Long Weed Control for Lawns Ready-to-Use; Fortifend Advanced™ Season Long Weed Control for Lawns Ready-to-Use; Fortifend Advanced™ Southern Season Long Weed Control for Lawns Ready-to Use]

▪ Editorial Note – Marketing Claims Positioned Here

ACTIVE INGREDIENTS:

2,4-D, dimethylamine salt ¹	0.310%
Dicamba, potassium salt ²	0.033%
Mecoprop-p, potassium salt ³	0.072%
Isoxaben ⁴	0.069%
OTHER INGREDIENTS:	<u>99.516%</u>
TOTAL:	<u>100.000%</u>

[Active ingredient statement]:

THIS PRODUCT CONTAINS:

0.0215 lb 2,4-D acid equivalent per gal or 0.258%	¹ CAS No. 2008-39-1
0.0023 lb Dicamba acid equivalent per gal or 0.028%	² CAS No. 10007-85-9
0.0052 lb Mecoprop-p acid equivalent per gal or 0.062%	³ CAS No. 66423-05-0
0.0058 lb Isoxaben per gal or 0.069%	⁴ CAS No. 82558-50-7
Isomer Specific by AOAC Method.	

Note: If the design, format, or small size of the container labels makes it impractical to present the entire ingredient statement on the front panel, then the sub statement will be placed on the back panel.

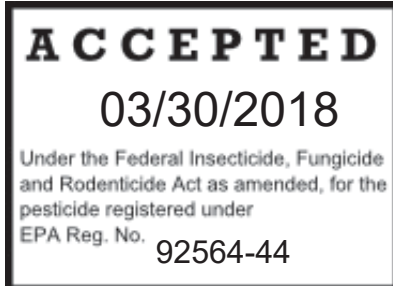
Not for sale, distribution or use in New York State.

Net Contents: Net 24 fl. oz. (709 mL), 1 gallon (3.78L), 1.25 gallon (4.72 L) or 1.3 gallon (4.91L) or other appropriate sizes within this range.

KEEP OUT OF REACH OF CHILDREN

CAUTION

See back panel for additional precautionary statements.





Editorial Note – [Bracketed text] is optional language

(Back Panel)

OPEN Resealable Label for Directions & Precautions **PRESS TO RESEAL**

[The days of multiple applications to kill weeds are over!] Just one application of [proprietary] Lawn 3iP Herbicide [Ready-to-Use] formula kills & prevents lawn weeds up to 6 months! [It delivers Season Long Weed Control that's simple and easy to use] [and it will not harm your lawn when used as directed]. [Rainproof in one hour.] Control weeds in your lawn [up to 6 months]!

READ THE LABEL FIRST!

QUICK FACTS	
<i>Editorial Note – Marketing Claims Positioned Here</i>	
KILLS & PREVENTS	Kills over 200 listed [*] broadleaf weed, chickweed, dandelion, dollarweed, henbit, clover & spurge Prevents new weeds from coming back for up to 6 months.
WHEN TO [APPLY][USE]	[Apply anytime - spring, [summer], or fall] <i>or choose from other applicable marketing claim</i>
WHERE TO USE	ON ESTABLISHED LAWNS without harming lawn grasses †(Do not use on carpetgrass, Floratam variety of St. Augustinegrass, dichondra or desirable clovers.) 
HOW TO USE	To prevent new weeds from growing, spray entire area you want protected. Wait at least 1 hour after applying, then activate preventative weed barrier by watering. See Directions for Use for further details.
	For questions or comments, call toll-free 1-877-229-3924 or visit us on-line at www.bianovaadvanced.com www.BioAdvanced.com www.BioAdvancedScienceBasedSolutions.com www.fortifendadvanced.com

FOR OUTDOOR RESIDENTIAL USE ONLY

[Active ingredient statement]

THIS PRODUCT CONTAINS:

0.0215 lb 2,4-D acid equivalent per gal or 0.258%

0.0023 lb Dicamba acid equivalent per gal or 0.028%

0.0052 lb Mecoprop-p acid equivalent per gal or 0.062%

0.0058 lb Isoxaben per gal or 0.069%

Isomer Specific by AOAC Method. EPA Reg. No. 92564-44

EPA Est. No.

+ FIRST AID	
If on skin	<ul style="list-style-type: none"> ▪ Take off contaminated clothing. ▪ Rinse skin immediately with plenty of water for 15 – 20 minutes. ▪ Call a poison control center or doctor for further treatment advice.
If swallowed	<ul style="list-style-type: none"> ▪ Call a poison control center or doctor immediately for treatment advice. ▪ Have person sip a glass of water if able to swallow. ▪ Do not induce vomiting unless told to do so by a poison control center or doctor. ▪ Do not give anything by mouth to an unconscious person.
If in eyes	<ul style="list-style-type: none"> ▪ Hold eye open and rinse slowly and gently with water for 15 to 20 minutes. ▪ Remove contact lenses, if present, after the first 5 minutes, then continue rinsing eye. ▪ Call a poison control center or doctor for further treatment advice.
<p>NOTE: Have the product container or label with you when calling a poison control center or doctor or going for treatment. You may call toll-free 1-877-229-3763 for medical emergency information.</p> <p>Active Ingredients: 0.310% 2,4-D, dimethylamine salt (CAS # 2008-39-1), 0.033% Dicamba, potassium salt (CAS # 10007-85-9), 0.072% Mecoprop-p, potassium salt (CAS # 66423-05-0) and 0.069% Isoxaben (CAS # 82558-50-7).</p>	

PRECAUTIONARY STATEMENTS
<p>CAUTION</p> <p>Hazards to Humans and Domestic Animals</p> <ul style="list-style-type: none"> • Harmful if absorbed through skin or if swallowed. • Causes moderate eye irritation. • Avoid contact with skin, eyes, or clothing. • Wash thoroughly with soap and water after handling and before eating, drinking, chewing gum, using tobacco or using the toilet. • Remove and wash contaminated clothing before reuse.




ENVIRONMENTAL HAZARDS
<ul style="list-style-type: none"> • This product is toxic to fish and aquatic invertebrates. Do not apply directly to water. • Drift or runoff maybe hazardous to aquatic organisms in water adjacent to treated areas. Do not contaminate water when disposing of equipment washwaters or rinsate. • To protect the environment, do not allow pesticide to enter or run off into storm drains, drainage ditches, gutters or surface waters. Applying this product in calm weather when rain is not predicted for the next 24 hours will help to ensure that wind or rain does not blow or wash pesticide off the treatment area.

DIRECTIONS FOR USE

It is a violation of Federal law to use this product in a manner inconsistent with its labeling.

BEFORE YOU USE	<ul style="list-style-type: none"> • Use this product only on established lawns. • Apply when the air is calm to avoid spray drift onto desirable plants.
HOW TO USE Shake Well Before Use	<ul style="list-style-type: none"> • To prevent new weeds from growing, spray weeds and the entire area you want protected. Wait at least 1 hour after applying, then activate the preventative weed barrier by watering with ¼ - ½" of irrigation.
[FOR BEST RESULTS]	<p>[WHEN TO APPLY]</p> <ul style="list-style-type: none"> • [Spray when <ul style="list-style-type: none"> – weeds are small and actively growing – temperatures are between 50 - 90°F] • [Do not apply while grass is emerging from dormancy.] [In spring, wait until lawn is actively growing and has been mowed 2 times.] • [Certain hard-to-kill weeds may be retreated in 2 weeks if necessary.] [Heavy raking will disturb the weed preventative barrier and reduce the effectiveness of this product.] • [Newly seeded lawn may be sprayed after fourth mowing.] • [Bare spots may be seeded 60 days after application.] <p>[MOWING]</p> <ul style="list-style-type: none"> • [Do not mow for 1 to 2 days after spraying.] • [Clippings from the first three mowings should be left on the treated area. Do not use the clippings from the treated areas as mulch or compost around flowers, ornamentals, trees, or in vegetable gardens.] <p>[WATERING]</p> <ul style="list-style-type: none"> • [If lawn is dry, water 1 to 2 days before using this product.] • [Rain or watering 1 hour after application will not wash away effectiveness.]
HOW IT WORKS	<p>This product contains a proven blend of three weed killers to kill existing listed [*] weeds Plus a residual herbicide to keep listed [*] weeds from coming back for up to 6 months. Weeds begin to wilt & die within [24] hours [and are completely dead in [14 – 28] days]. And, it won't harm your lawn when used as directed.</p>

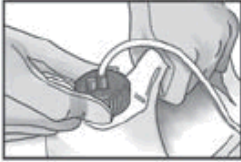
[optional instructions for use with 1 gal sprayer]

[For 1 gallon]		
		
<p>ATTACH SPRAYER</p> <ul style="list-style-type: none"> • Remove sprayer from bottle and extend hose. • Open flip-cap on bottle. • Insert hose and plug into flip-cap opening until it snaps into place. 	<p>SPRAY</p> <ul style="list-style-type: none"> • Adjust nozzle to stream or spray position. • Point sprayer downward and squeeze trigger repeatedly until liquid is released. 	<p>AFTER USE</p> <ul style="list-style-type: none"> • Turn sprayer nozzle to X (off) position. • Do not unplug hose. • Return sprayer to bottle. Sprayer will snap into place.

[optional instructions for use with battery-operated sprayer]

Battery-operated trigger sprayer: This product is applied directly from the container using the battery-operated trigger sprayer. The sprayer is packaged with the battery installed. To use, remove the cap from the container, insert the pickup tube and thread cap attached to pickup tube to the container. Move the safety lock located below the trigger to the "ON" position. Pull trigger, waiting several seconds for fluid to prime. Adjust the sprayer tip to deliver coarse spray droplets. To store, move the safety lock located below the trigger to the "LOCK" position.

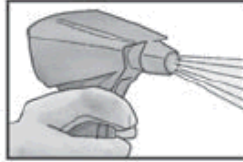
IMPORTANT! – READ BEFORE USE



How to Attach Sprayer to Bottle ■ Remove Power Sprayer and hose from side carrier. ■ Replace bottle cap with cap attached to Power Sprayer hose.



Prepare to Spray ■ Point Sprayer away from body. ■ Adjust nozzle to desired setting. Do not turn past "X" position. ■ Slide safety switch to ON position.



Spray ■ Squeeze trigger to dispense product. Sprayer may require several seconds to prime before spraying.

After Use

■ Slide safety switch to LOCK position. ■ Return Power Sprayer to side carrier for storage.



4 AA Batteries Included

For important battery information – see booklet.

1. REMOVE ERGO-GRIP™ SPRAY WAND FROM POCKET.

- Remove wrap from coiled hose
- Remove protective battery strip from sprayer handle

2. REMOVE STICKER & CAP COVER

- Remove sticker and cap cover before inserting hose plug.

3. CONNECT HOSE TO CAP

- Insert plug at end of coiled hose into hole on cap and push firmly until secure.

4. OPEN SPRAY WAND

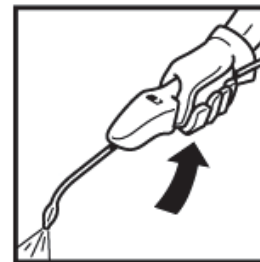
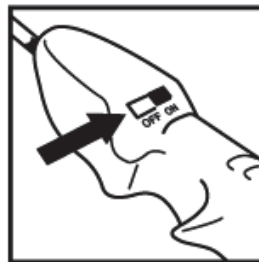
- Unfold spray wand until it snaps into place
- Point spray nozzle away from body.
- Adjust spray nozzle to desired setting.

5. TURN POWER ON

- Slide OFF-ON switch to ON position.

6. SQUEEZE

- Squeeze trigger to dispense product. Sprayer may require several seconds to prime before product is released.
- Release trigger to stop spraying.



4 AA Batteries Included

For important battery information – see booklet

Storage

- Slide OFF-ON switch to OFF position.
- Do not unplug hose. Leave connected to cap.
- Turn spray nozzle to the off position.
- Fold spray wand down against sprayer handle.
- Return ERGO-GRIP™ spray wand to pocket for storage.

To Replace Batteries

- Open battery compartment [with a small screwdriver].

- Remove used batteries and replace with new batteries in correct position as indicated inside battery compartment.
- Securely close battery compartment door [and screw closed].

Proper use of Batteries

- Never mix old batteries with new.
- Do Not mix Alkaline with Standard (carbon zinc) or Rechargeable (nickel cadmium) batteries.
- When storing sprayer for long periods, remove batteries to prevent leakage.
- Dispose of used batteries according to manufacturer’s instructions or in household trash.

REFILL

[This bottle may be refilled when empty.
Refilling the sprayer:

[Refilling the sprayer with [ABN for Lawn 3IP Herbicide 2Q Concentrate Reg. No. 92564-43]
[Add 1.6 fl oz (9.5 TSP) of [Season Long Weed Control for Lawns Concentrate]
[Fill sprayer with water to 1 gal. fill line, replace refill port cap, tighten and shake well]


Refilling the sprayer from [ABN for Lawn 3IP Ready-To-Use Reg. No. 92564-44]
[Open refill port cap.]
[Add desired amount of Season Long Weed Control for Lawns Ready-To-Use]
[Replace refill port cap, tighten and shake well.]

KILLS & PREVENTS

[Weeds presented here to be chosen from Appendix 1.]
and other listed [*] broadleaf weeds



Do not apply this product in a way that will contact any person or pet, either directly or through drift. Keep people and pets out of the area during application. Do not allow people or pets to enter the treated area until sprays have dried.

STORAGE AND DISPOSAL	
Pesticide Storage Conditions	Slide OFF-ON switch to OFF position. Store in original container in a cool, dry place, out of the reach of children, preferably a locked storage cabinet. Protect from freezing.
Container Handling 	If empty: Non-refillable container. Do not reuse or refill this container, [EXCEPT to refill with another product referenced on this label]. Place in trash or offer for recycling if available. If partly filled: Call your local solid waste agency or toll free 1-877-229-3724 for disposal instructions. Never place unused product down any indoor or outdoor drain.

NOTICE: Research and testing have determined that the "Directions for Use" are appropriate for the proper use of this product under expected conditions. To the extent consistent with applicable law, the Buyer assumes responsibility for lack of performance or safety if not used according to the directions.

***Money Back Guarantee:** If you are not satisfied with this product, we will gladly refund your original purchase price.

**Produced for
[Distributed by]**

BioAdvanced™ [Fortifend Advanced™] [Bianova Advanced™] is a trademark of SBM Life Science Corp.

Ergo-Grip™ is a trademark of SBM Life Science Corp.

**SBM Life Science Corp.
1001 Winstead Drive, Suite 500
Cary, North Carolina 27513**

Lawn 3iP RTU 11/01/2017

Appendix 1

KILLS			
Annual Yellow Sweetclover	Cocklebur	Morningglory	Speedwell ¹
Aster	Common Mullein	Mouseear Hawkweed	Spiny Amaranth
Austrian Fieldcress	Creeping Charlie	Mugwort	Spiny Cocklebur
Bedstraw	Creeping Jenny	Musk Thistle	Spiny Sowthistle
Betony, Florida	Cudweed ¹	Mustard	Spotted Catsear
Bindweed, Field	Curly Dock	Narrowleaf Plantain	Spotted Spurge ¹
Bird Vetch	Daisy, English	Narrowleaf Vetch	Spurweed
Bitter Wintercress	Daisy, Fleabane	Nettle	Stinging Nettle
Bittercress, Hairy ¹	Daisy, Oxeye	Orange Hawkweed	Strawberry, India Mock
Bitterweed	Dandelion ¹	Oriental Cocklebur	Tall Nettle
Black-eyed Susan	Dichondra	Oxalis ¹	Tall Vervain
Black Medic	Dogbane	Panicle Willowweed ¹	Tansy Mustard
Black Mustard	Dogfennel	Parsley-piert ¹	Tanweed
Blackseed Plantain	Dollarweed ¹	Parsnip	Thistle
Blessed Thistle	Elderberry	Pearlwort	Trailing Crownvetch
Bloodflower Milkweed	False Dandelion ¹	Pennycress	Tumble Mustard
Blue Lettuce	False Flax	Pennywort ¹	Tumble Pigweed
Blue Vervain	False Sunflower	Pepperweed	Velvetleaf ¹
Bracted Plantain ¹	Fiddleneck ¹	Pigweed ¹	Venice Mallow
Brassbuttons	Florida Pusley	Pineywoods Bedstraw	Virginia Buttonweed
Bristly Oxtongue	Frenchweed	Plains Coreopsis (Tickseed)	Virginia Creeper
Broadleaf Dock	Galinsoga	Plantain ¹	Virginia Pepperweed ¹
Broadleaf Plantain	Goathead	Poison Ivy	Water Pennywort
Broomweed	Goldenrod	Poison Oak	Wavyleaf Bullthistle
Buckhorn	Ground Ivy	Pokeweed	Western Clematis
Buckhorn Plantain	Gumweed	Poorjoe	Western Salsify
Bulbous Buttercup	Hairy Fleabane ¹	Prairie Sunflower	White Mustard
Bull Thistle	Hawkweed	Prickly Lettuce ¹	Wild Aster
Bullnettle	Healall	Prickly Sida	Wild Buckwheat
Burclover	Heartleaf Drymary	Prostrate Knotweed ¹	Wild Carrot
Burdock	Heath Aster	Prostrate Pigweed	Wild Four-o'clock
Burning Nettle	Hedge Bindweed	Prostrate Spurge	Wild Garlic
Burweed ¹	Hedge Mustard	Prostrate Vervain	Wild Geranium
Buttercup	Hemp	Puncturevine	Wild Lettuce
Buttonweed	Henbit ¹	Purslane, Common ¹	Wild Marigold
Canada Thistle	Hoary Cress	Ragweed ¹	Wild Mustard ¹
Carolina Geranium	Hoary Plantain	Red Sorrel	Wild Onion ¹
Carpetweed	Hoary Vervain	Redroot Pigweed	Wild Parsnip
Catchweed Bedstraw	Horsenettle	Redstem Filaree ¹ Rough	Wild Radish ¹
Catnip	Jimsonweed	Rough Cinquefoil	Wild Rape
Catsear	Knawel	Rough Fleabane ¹	Wild Strawberry
Chickweed, Common ¹	Knotweed	Russian Pigweed	Wild Sweet Potato
Chickweed, Mouseear	Kochia	Russian Thistle ¹	Wild Vetch
Chicory	Lambsquarters ¹	Scarlet Pimpernel	Woodsorrel ¹
Cinquefoil	Lespedeza	Scotch Thistle	Wooly Croton
Clover ¹	Mallow ¹	Sheep Sorrel	Wooly Morningglory
Clover, Crimson ¹	Matchweed	Shepherdspurse ¹	Wooly Plantain
Clover, Hop ¹	Mexicanweed	Slender Plantain	Wormseed
Clover, Red ¹	Milk Vetch	Smallflower Galinsoga	Yarrow
Clover, Strawberry ¹		Smooth Dock	Yellow Rocket
Clover, Sweet ¹		Smooth Pigweed	Yellowflower Pepperweed
Clover, White ¹		Sorrel	
Cockle		Sowthistle ¹	
		Spanishneedles	

¹Kills & Prevents

Appendix 2

Optional Marketing Claims:

- Keep from freezing.
- Kills [Controls] even the tough listed [*] weeds...roots and all!
- Kills listed [*] Broadleaf Weeds
- Kills listed [*] Hard-to-Control Weeds
- Systemic [Herbicide] [Activity]
- Kills Dandelion, Clover, plus 200 Other listed [*] Weeds
- Kills the root.
- Water based.
- Kills [Controls] [200+] listed [*] broadleaf weeds [to the root].
- Simple, [Convenient], [Easy] to use
- Two-in-One Product that Kills listed [*] Weeds and Stops them from coming back
- Kills 200+ listed [*] Weeds (to the root)
- Ideal for spot treatment
- [Brand] New [Formula]
- Rainproof in 1 Hour
- Starts Working Immediately
- All Weather Formula (rainproof in 1 hour)
- Protects your lawn from listed [*] weeds up to 6 months
- 100% Satisfaction Guaranteed* (or your money back)
- Season Long Weed Control [with 1 Application]
- 1 Application Provides Season Long listed [*] [Weed] Control
- Kills [& Prevents] listed [*] Weeds Up to 6 Months
- Kills Weeds [& Prevents New Weeds] [from Coming Back] [up to 6 months]
- Keeps listed [*] weeds out [of your lawn] up to 6 months
- [Proprietary] [2-in1] [3-in-1] [4-in-1] Formula
- Prevents [New] listed [*] Weeds up to 6 Months
- Weed Free Lawn [Up to 6 Months]
- Visible Results in 24 Hours
- Kills Over 200 listed [*] Lawn Weeds in One Easy Step
- Kills the listed [*] weeds not the lawn†
- Won't Harm your Lawn†
- Won't Harm Lawns† (when used as directed)
- Kills [Current] listed [*] Weeds to the Root
- Kills [Current] [Existing] listed [*] Weeds [Up to 6 Months]
- SmartTrack™ Marker Shows Treated Weeds
- Contains SmartTrack™, a Non-Staining Marker [that Indicates Where You've Sprayed]
- Guaranteed* not to harm lawns†
- Season Long listed [*] Weed Control [Killer]
- Extended Weed Control [Killer]
- [Up to] 6 Month listed [*] Weed Control
- Targeted listed [*] Weed Control
- Easy to Use Power Sprayer
- Easy to Use
- No Pumping
- Battery Powered Sprayer
- Targets Weeds
- Fast Coverage
- Ideal for Small Areas
- No messy Cleanup
- Easy & Fast Coverage
- Tough listed [*] weed protection
- Faster [Coverage] Than Pull & Spray
- Just Point & Shoot
- Save Time & Energy
- Always Ready-To-Spray
- No More Squeeze, Squeeze, Squeeze
- The Easiest Way to Spray
- No Pulling – Just Point & Shoot
- No More Tired Hands
- No [More] Hand Fatigue
- Use on Bermudagrass, Centipede, St. Augustine and Zoysia lawns.
- Won't harm listed [*] lawns [when used as directed] †

Optional Packaging Related Marketing Claims:

- 30% [x] more than [1] [x] gallon size
- For easy application
- For ease of application
- For fast application
- Power sprayer
- Easy sprayer
- EZ sprayer
- ERGO-GRIP™ Spray Wand
- Grip controlled sprayer reduces hand fatigue
- Grip control make it easier to spray
- Contours and grip control reduce hand fatigue
- Contours and grip control make it easy to spray
- Contours and grip control take the pressure off your hands
- Contours and grip control for better comfort
- Grip controlled sprayer for your comfort
- Grip control and contours for easier spraying
- Contoured grip control for your comfort
- Contoured grip control reduces hand fatigue
- Comfortable, accurate, easy to store
- Designed for comfort, accuracy, easy storage
- Refillable

- Refill with Season Long Weed Control for Lawns Concentrate
- Bonus [X] oz size – [X]% more than [X] oz size
- Now covers [XXX] [square] [sq] feet
- Bonus [X] oz size
- Bonus value - [X]% more [vs [X] oz size]
- Free refill sample of Season Long Weed Control for Lawns Concentrate included
- Free refill sample of Season Long Weed Control for Lawns Concentrate
- Refill
- [Can be used to] Refill [for] [Ergo-Grip™] [1.3 Gallon][1 Gallon] [Sprayer] [Lawn Herbicide 3iP Ready-To-Use]
- Refill with Lawn Herbicide 3iP Ready-To-Use

- Ideal for Smaller Lawns
- Easy & Fast Coverage
- Just Point & Shoot
- Save Time & Energy
- Always Ready-To-Spray
- The Easiest Way to Spray
- No More Tired Hands
- No [More] Hand Fatigue
- XX% BONUS [vs. XX oz. size]
- 30% more* (* vs. 1 gallon size)
- 25% more* (*vs. 1 gallon size)
- XX% more* (*vs. XX size)

Marketing Claim for Brand Name Change:
 New Name. Same Great Results.
 New Name. Same Familiar Formula.
 New Name. Same Performance.

Optional Marketing Claims for Use with Battery Powered Sprayer:

- Easy to Use Power Sprayer
- Easy to Use
- No Pumping
- Battery Powered Sprayer
- Targets Weeds
- Fast Coverage
- Ideal for Small Areas

*listed (Note to PM: The word "listed" can appear as a footnote with the appropriate phrase, such as *listed pests/weeds)

[ART]

