



UNITED STATES ENVIRONMENTAL PROTECTION AGENCY
WASHINGTON, DC 20460

OFFICE OF CHEMICAL SAFETY
AND POLLUTION PREVENTION

April 29, 2019

Ashwini Kulkarni
Regulatory Specialist
SBM Life Science Corp.
1001 Winstead Dr., Suite 500
Cary, NC 27513

Subject: Notification per PRN 98-10 – Add marketing claims, logos, and trademarks
Product Name: Lawn 3iP Herbicide Concentrate/Ready-to-Spray
EPA Registration Number: 92564-43
Application Date: December 18, 2017
Decision Number: 543349

Dear Ms. Kulkarni:


The Agency is in receipt of your Application for Pesticide Notification under Pesticide Registration Notice (PRN) 98-10 for the above referenced product. The Registration Division (RD) has conducted a review of this request for its applicability under PRN 98-10 and finds that the action requested falls within the scope of PRN 98-10.

The label submitted with the application has been stamped “Notification” and will be placed in our records.

Should you wish to add/retain a reference to the company’s website on your label, then please be aware that the website becomes labeling under the Federal Insecticide, Fungicide, and Rodenticide Act (FIFRA) and is subject to review by the Agency. If the website is false or misleading, the product would be misbranded and unlawful to sell or distribute under FIFRA section 12(a)(1)(E). 40 CFR 156.10(a)(5) list examples of statements EPA may consider false or misleading. In addition, regardless of whether a website is referenced on your product’s label, claims made on the website may not substantially differ from those claims approved through the registration process. Therefore, should the Agency find or if it is brought to our attention that a website contains false or misleading statements or claims substantially differing from the EPA approved registration, the website will be referred to the EPA’s Office of Enforcement and Compliance.

If you have any questions, please contact me at ondish.mindy@epa.gov or at (703)605-0723.

Sincerely,

A handwritten signature in cursive script that reads "Mindy Ondish".

Mindy Ondish
Product Manager 23
Herbicide Branch
Registration Division (7505P)
Office of Pesticide Programs

(FRONT PANEL)

Lawn 3iP Herbicide Concentrate/Ready-to-Spray

[ABN: Season Long Weed Control for Lawns Concentrate/ Ready-to-Spray or Southern Season Long Weed Control for Lawns Concentrate/ Ready-to-Spray; Bianova AdvancedTM Season Long Weed Control for Lawns Concentrate; BioAdvancedTM Season Long Weed Control for Lawns Concentrate; BioAdvancedTM Science-Based Solutions Season Long Weed Control for Lawns Concentrate; Fortifend AdvancedTM Season Long Weed Control for Lawns Concentrate; Bianova AdvancedTM Season Long Weed Control for Lawns Ready-to-Spray; BioAdvancedTM Season Long Weed Control for Lawns Ready-to-Spray; BioAdvancedTM Science-Based Solutions Weed Control for Lawns Ready-to-Spray; Fortifend AdvancedTM Season Long Weed Control for Lawns Ready-to-Spray; Bianova AdvancedTM Southern Season Long Weed Control for Lawns Concentrate; BioAdvancedTM Southern Season Long Weed Control for Lawns Concentrate; BioAdvancedTM Science-Based Solutions Southern Season Long Weed Control for Lawns Concentrate; Fortifend AdvancedTM Southern Season Long Weed Control for Lawns Concentrate; Bianova AdvancedTM Southern Season Long Weed Control for Lawns Ready-to-Spray; BioAdvancedTM Southern Season Long Weed Control for Lawns Ready-to-Spray; BioAdvancedTM Science-Based Solutions Southern Season Long Weed Control for Lawns Ready-to-Spray; Fortifend AdvancedTM Southern Season Long Weed Control for Lawns Ready-to-Spray]

This label contains two separate label statements for, Pump Sprayer/Hose-end Sprayer Concentrate product use and Pre-packed Hose-end Ready-to-Spray product use.

▪ Editorial Note – Marketing Claims Positioned Here

ACTIVE INGREDIENTS:

2,4-D, dimethylamine salt ¹	4.73%
Dicamba, potassium salt ²	0.52%
Mecoprop-p, potassium salt ³	1.10%
Isoxaben ⁴	2.63%

OTHER INGREDIENTS:..... 91.02%

TOTAL..... 100.00%

EPA Reg. No.92564-43

EPA Est. No. _____

- ¹CAS No. 2008-39-1
- ²CAS No. 10007-85-9
- ³CAS No. 66423-05-0
- ⁴CAS No. 82558-50-7

NOTIFICATION

92564-43

The applicant has certified that no changes, other than those reported to the Agency have been made to the labeling. The Agency acknowledges this notification by letter dated:

04/29/2019

[Active ingredient statement]:

THIS PRODUCT CONTAINS:

0.337 lb 2,4-D acid equivalent (CAS No. 94-75-7) per gal or 3.94%

0.038 lb Dicamba acid equivalent (CAS No. 1918-00-9) per gal or 0.44%

0.080 lb Mecoprop-p acid equivalent (CAS No. 16484-77-8) per gal or 0.94%

0.225 lb Isoxaben (CAS No. 82558-50-7) per gal or 2.63%

Isomer Specific by AOAC Method.

Note: If the design, format, or small size of the container labels makes it impractical to present the entire ingredient statement on the front panel, then the sub statement will be placed on the back panel.

Net Contents: 40 fl oz (1.18 L), 32 fl oz (946 mL), 24 fl oz (709 mL), 6.4 fl oz (189 mL), 3.2 fl oz (95 mL), or other appropriate size within this range.

KEEP OUT OF REACH OF CHILDREN

CAUTION

See back panel for additional precautionary statements.

Not for sale, distribution or use in New York State.

Editorial Note – [Bracketed text] is optional language

(Pump Sprayer/Hose-end Sprayer Concentrate Label)

(FRONT PANEL)

Lawn 3iP Herbicide Concentrate

[ABN: Season Long Weed Control for Lawns Concentrate or Southern Season Long Weed Control for Lawns Concentrate; Bianova AdvancedTM Season Long Weed Control for Lawns Concentrate; Bianova AdvancedTM Southern Season Long Weed Control for Lawns Concentrate; BioAdvancedTM Season Long Weed Control for Lawns Concentrate; BioAdvancedTM Southern Season Long Weed Control for Lawns Concentrate; BioAdvancedTM Science-Based Solutions Season Long Weed Control for Lawns Concentrate; BioAdvancedTM Science-Based Solutions Southern Season Long Weed Control for Lawns Concentrate; Fortifend AdvancedTM Season Long Weed Control for Lawns Concentrate; Fortifend AdvancedTM Southern Weed Control for Lawns Concentrate]

▪ *Editorial Note – Marketing Claims Positioned Here*

ACTIVE INGREDIENTS:

2,4-D, dimethylamine salt ¹	4.73%
Dicamba, potassium salt ²	0.52%
Mecoprop-p, potassium salt ³	1.10%
Isoxaben ⁴	2.63%
OTHER INGREDIENTS:	91.02%
TOTAL	100.00%

EPA Reg. No.92564-43

EPA Est. No. _____

¹CAS No. 2008-39-1

²CAS No. 10007-85-9

³CAS No. 66423-05-0

⁴CAS No. 82558-50-7

[Active ingredient statement]:

THIS PRODUCT CONTAINS:

0.337 lb 2,4-D acid equivalent (CAS No. 94-75-7) per gal or 3.94%

0.038 lb Dicamba acid equivalent (CAS No. 1918-00-9) per gal or 0.44%

0.080 lb Mecoprop-p acid equivalent (CAS No. 16484-77-8) per gal or 0.94%

0.225 lb Isoxaben (CAS No. 82558-50-7) per gal or 2.63%

Isomer Specific by AOAC Method.

Note: If the design, format, or small size of the container labels makes it impractical to present the entire ingredient statement on the

front panel, then the sub statement will be placed on the back panel.

Net Contents: 40 fl oz (1.18 L), 32 fl oz (946 mL), 24 fl oz (709 mL), 6.4 fl oz (189 mL), 3.2 fl oz (95 mL), or other appropriate size within this range.

KEEP OUT OF REACH OF CHILDREN

CAUTION

See back panel for additional precautionary statements.

Not for sale, distribution or use in New York State.

Editorial Note – [Bracketed text] is optional language

FIRST AID

If on skin	<ul style="list-style-type: none">▪ Take off contaminated clothing.▪ Rinse skin immediately with plenty of water for 15 – 20 minutes.▪ Call a poison control center or doctor for further treatment advice.
If swallowed	<ul style="list-style-type: none">▪ Call a poison control center or doctor immediately for treatment advice.▪ Have person sip a glass of water if able to swallow.▪ Do not induce vomiting unless told to do so by a poison control center or doctor.▪ Do not give anything by mouth to an unconscious person.
If in eyes	<ul style="list-style-type: none">▪ Hold eye open and rinse slowly and gently with water for 15 to 20 minutes.▪ Remove contact lenses, if present, after the first 5 minutes, then continue rinsing eye.▪ Call a poison control center or doctor for further treatment advice.

NOTE: Have the product container or label with you when calling a poison control center or doctor or going for treatment. **You may call toll-free 1-877-229-3763 for medical emergency information.**



Active Ingredients: 4.73% 2,4-D, dimethylamine salt (CAS # 2008-39-1), 0.52% Dicamba, potassium salt (CAS # 10007-85-9), 1.10% Mecoprop-p, potassium salt (CAS # 66423-05-0) and 2.63% Isoxaben (CAS # 82558-50-7).

(Back Panel)

OPEN Resealable Label for Directions & Precautions **PRESS TO RESEAL**

[The days of multiple applications to kill weeds are over!] Just one application of Lawn 3iP Herbicide Concentrate's [proprietary] [2-in-1], [3-in-1] [4-in-1] [4-in-1] formula kills & prevents lawn weeds up to 6 months! [It delivers Season Long Weed Control that's simple and easy to use] [and it will not harm your lawn when used as directed]. [PLUS, when applied in Early Spring, prevents Crabgrass all season long]. [Ideal for large areas – treats [up to] [5,000] [10,000] [5, 000 - 10,000] square feet]. [Rainproof in one hour.] Controls weeds in your lawn [up to [6][X] months]! [*Packaging-related note: Adjust sq. ft. coverage proportionately for sizes other than 32 fl. oz.*]

[READ THE LABEL FIRST!]

QUICK FACTS	
<i>Editorial Note – Marketing Claims Positioned Here</i>	
KILLS & PREVENTS	<p>[Kills over 200 listed broadleaf weeds such as chickweed, dandelion, dollarweed, henbit, clover & spurge]</p> <p>[Prevents common listed broadleaf weeds & listed grass weeds including crabgrass & annual bluegrass].</p> <p><i>Choose from marketing claims.</i></p>
WHEN TO [APPLY][USE]	[Apply anytime - spring, [summer], or fall] <i>or choose from other applicable marketing claim</i>
WHERE TO USE	ON ESTABLISHED [SOUTHERN] LAWNS without harming lawn grasses †(Do not use on carpetgrass, improved varieties of St. Augustinegrass, such as Floratam, dichondra or desirable clovers.)
HOW TO USE	To prevent new weeds from growing, spray entire area you want protected. Wait at least 1 hour after applying, then activate preventative weed barrier by watering. See Directions for Use for further details.
COVERAGE	This bottle treats [up to] [5,000] [10,000] [5,000 - 10,000] sq ft. [(10,000 sq ft for centipede and St. Augustine [grasses] [lawns]), [(5,000 sq ft. for Bermudagrass and Zoysia Lawns)]. [<i>Packaging-related note: Adjust sq. ft. coverage proportionately for sizes other than 32 fl. oz.</i>] <i>Choose from marketing claims.</i>
[OPTIONAL GRAPHIC IMAGES:]	
	For questions or comments, call toll-free 1-877-229-3924 or visit us on-line at www.bianovaadvanced.com www.BioAdvanced.com www.BioAdvancedScienceBasedSolutions.com www.fortifendadvanced.com

FOR OUTDOOR RESIDENTIAL USE ONLY

[Active Ingredient statement]:

THIS PRODUCT CONTAINS:

0.337 lb 2,4-D acid equivalent (CAS No. 94-75-7) per gal or 3.94%
 0.038 lb Dicamba acid equivalent (CAS No. 1918-00-9) per gal or 0.44%
 0.080 lb Mecoprop-p acid equivalent (CAS No. 16484-77-8) per gal or 0.94%
 0.225 lb Isoxaben (CAS No. 82558-50-7) per gal or 2.63%
 Isomer Specific by AOAC Method.

EPA Reg. No. 92564-43

EPA Est. No.

PRECAUTIONARY STATEMENTS

HAZARDS TO HUMANS AND DOMESTIC ANIMALS

CAUTION

- Harmful if absorbed through skin or if swallowed.
- Causes moderate eye irritation.
- Avoid contact with skin, eyes, or clothing.
- Wash thoroughly with soap and water after handling and before eating, drinking, chewing gum, using tobacco or using the toilet.
- Remove and wash contaminated clothing before reuse.

ENVIRONMENTAL HAZARDS

- This product is toxic to fish and aquatic invertebrates. Do not apply directly to water.
- Drift or runoff may be hazardous to aquatic organisms in water adjacent to treated areas. Do not contaminate water when disposing of equipment washwaters or rinsate.
- To protect the environment, do not allow pesticide to enter or run off into storm drains, drainage ditches, gutters or surface waters. Applying this product in calm weather when rain is not predicted for the next 24 hours will help to ensure that wind or rain does not blow or wash pesticide off the treatment area. Rinsing application equipment over the treated area will help avoid run off to water bodies or drainage systems.

DIRECTIONS FOR USE

It is a violation of Federal law to use this product in a manner inconsistent with its labeling.

BEFORE YOU USE

- Use this product only on established lawns.
- Apply when the air is calm to avoid spray drift onto desirable plants.

HOW MUCH TO USE

- Measure area to be sprayed. Calculate 'square feet' by multiplying length times width.
- For best results, use spray solution immediately. If it is necessary to store, shake vigorously before use. Do not store for more than 3 days.

Bermudagrass, Buffalograss, Fescue, Kentucky Bluegrass, Perennial Ryegrass, Zoysiagrass
3.2 fl. oz. (6½ TBS) in [1] [1-2] [2] gallons of water treats 500 sq. ft.

Bahiagrass, Centipedegrass, St. Augustinegrass (not for use on improved varieties of St. Augustinegrass, such as Floratam) or mixtures containing one or more of these grasses
1.6 fl. oz. (3 ¼ TBS) in [1] [1-2] [2] gallons of water treats 500 sq. ft. [or 3.2 fl. oz. (6½ TBS) in [1] [1-2] [2] gallons of water treats 1,000 sq. ft.]

Food utensils, such as tablespoons and measuring cups, must not be used for food purposes after use with any pesticide.

The maximum application rate of this product is 6.4 fl. oz. per 1,000 sq. ft. per application per site. The maximum number of broadcast applications per treatment site is 2 per year.

HOW TO USE

- Shake bottle well before use.
- To prevent new weeds from growing, you must spray the entire area you want protected, not just the emerged weeds.
- Wait at least 1 hour after applying, then activate preventative weed barrier by watering with ¼ - ½" of irrigation.

[Optional graphic images:]



Best for spraying individual weeds & small areas.

PUMP STYLE TANK SPRAYERS



Add appropriate

1. Add appropriate amounts of water & product to sprayer tank.
[For 3.2 fl. oz. container: Pour entire contents [(3.2 fl. oz.)] into spray tank and fill with water to [1] [2] gallon mark [(treats 500 sq. ft.)]]
For 6.4 fl. oz. container: Pour entire contents [(6.4 fl. oz.)] into spray tank and fill with water to 2 gallon mark [(treats 1,000 sq. ft.)]]
2. Close sprayer, shake well and pressurize. Adjust nozzle to a coarse spray.
Individual weeds – Hold tip of wand about 12" from weed, aim at center of weed & spray. Also spray the area underneath & around the weed to prevent new weeds from growing.
Small areas – apply evenly over area.
3. Occasionally re-pressurize sprayer as needed to maintain a good spray pattern.

DIAL-STYLE HOSE-END SPRAYERS



Best for spraying large areas such as the entire lawn.

1. Fill sprayer jar with enough product for the area to be treated. **DO NOT ADD WATER.**
2. Close sprayer and set dial as recommended below:
- Ortho Dial 'N Spray Settings:
2.5 OZ for Bermudagrass, Buffalograss, Fescue, Kentucky Bluegrass, Perennial Ryegrass, Zoysiagrass

1.0 OZ for Bahiagrass, Centipedegrass, St. Augustinegrass (not for use on improved varieties of St. Augustinegrass, such as Floratam) or mixtures containing one or more of these grasses.

- Chameleon Hose-End Sprayer Settings

1.5 OZ for Bermudagrass, Buffalograss, Fescue, Kentucky Bluegrass, Perennial Ryegrass, Zoysiagrass

4 TSP for Bahiagrass, Centipedegrass, St. Augustinegrass (not for use on improved varieties of St. Augustinegrass, such as Floratam) or mixtures containing one or more of these grasses

TIP: The numbers on dial indicate amount of concentrate per gallon of spray.

3. Hook to garden hose and apply. To avoid contact with the treated area, begin by spraying area farthest from faucet walking backwards as you spray.

4. Pour any unused product back into this original container.

Best for spraying large areas such as the entire lawn.

1. Pour product into sprayer jar to the required 'Fluid Ounce' level.

2. Add the appropriate amount of water to the 'Gallons' level.

Close sprayer, hook to garden hose, shake well & apply. To avoid contact with the treated area, begin by spraying area farthest from faucet walking backwards as you spray.

**CONCENTRATE
PLUS WATER HOSE-
END SPRAYERS**



**[FOR BEST
RESULTS]**

[WHEN TO APPLY]


- [Spray when
 - weeds are small and actively growing
 - temperatures are between 50 - 90°F]
- [Do not apply while grass is emerging from dormancy.]
- [This product also prevents crabgrass, barnyardgrass, and yellow foxtail when applied early spring before the fourth mowing or before the temperatures are regularly in the 80's.]
- [This product also prevents annual bluegrass (Poa annua) when applied August – December.]
- [Certain hard-to-kill weeds may be retreated in 2 weeks if necessary.] [Spray individual weeds using this product in a tank sprayer or with Lawn 3iP Herbicide Ready-to-Use.]
- [Heavy raking will disturb the weed preventative barrier and reduce the effectiveness of this product.]
- [Newly seeded lawn may be sprayed after fourth mowing.]
- [Bare spots may be seeded 60 [or X] days after application.]

[MOWING]


- [Do not mow for 1 to 2 days after spraying.]

	<ul style="list-style-type: none"> [Clippings from the first three mowings should be left on the treated area. Do not use the clippings from the treated areas as mulch or compost around flowers, ornamentals, trees, or in vegetable gardens.] <p>[WATERING]</p> <ul style="list-style-type: none"> [If lawn is dry, water 1 to 2 days before using this product.] [Rain or watering 1 hour after application will not wash away effectiveness.]
HOW IT WORKS	This product contains a proven blend of three weed killers to kill existing weeds Plus a residual herbicide to keep them from coming back for up to 6 months. Weeds begin to wilt & die within [24] hours [and are completely dead in 14 – 28 days]. And, it won't harm your lawn when used as directed.

KILLS & PREVENTS [or KILLS (a "1" indicates <i>Kills & Prevents</i>)]
[Weeds presented here to be chosen from Appendix 1.]
and other broadleaf & grass weeds

	<p>Do not apply this product in a way that will contact any person or pet, either directly or through drift. Keep people and pets out of the area during application. Do not allow people or pets to enter the treated area until sprays have dried.</p>
---	--

STORAGE AND DISPOSAL

Pesticide Storage	Store in original container in a cool, dry place, out of the reach of children, preferably a locked storage cabinet. Protect from freezing.
Container Handling 	If empty: Non-refillable container. Do not reuse or refill this container. Place in trash or offer for recycling if available. If partly filled: Call your local solid waste agency or toll free 1-877-229-3724 for disposal instructions. Never place unused product down any indoor or outdoor drain.

NOTICE: Research and testing have determined that the "Directions for Use" are appropriate for the proper use of this product under expected conditions. To the extent consistent with applicable law, the Buyer assumes responsibility for lack of performance or safety if not used according to the directions.

***Money Back Guarantee:** If you are not satisfied with this product, we will gladly refund your original purchase price.

BioAdvanced™ [Fortifend Advanced™] [Bianova Advanced™] and EZ Grip One Touch Sprayer™ are trademarks of SBM Life Science Corp.

PRODUCED FOR
[DISTRIBUTED BY]

SBM Life Science Corp.
1001 Winstead Drive, Suite 500
Cary, North Carolina 27513

(Pre-packed Hose-end Ready-to-Spray Label)

(FRONT PANEL)

Lawn 3iP Herbicide Ready-to-Spray

[ABN: Season Long Weed Control for Lawns Ready-to-Spray or Southern Season Long Weed Control for Lawns Ready-to-Spray; Bianova Advanced™ Season Long Weed Control for Lawns Ready-to-Spray; Bianova Advanced™ Southern Season Long Weed Control for Lawns Ready-to-Spray; BioAdvanced™ Season Long Weed Control for Lawns Ready-to-Spray; BioAdvanced™ Southern Season Long Weed Control for Lawns Ready-to-Spray; BioAdvanced™ Science-Based Solutions Season Long Weed Control for Lawns Ready-to-Spray; BioAdvanced™ Science-Based Solutions Southern Season Long Weed Control for Lawns Ready-to-Spray; Fortifend Advanced™ Season Long Weed Control for Lawns Ready-to-Spray; Fortifend Advanced™ Southern Season Long Weed Control for Lawns Ready-to-Spray]

▪ Editorial Note – Marketing Claims Positioned Here

ACTIVE INGREDIENTS:

2,4-D, dimethylamine salt ¹	4.73%
Dicamba, potassium salt ²	0.52%
Mecoprop-p, potassium salt ³	1.10%
Isoxaben ⁴	2.63%

OTHER INGREDIENTS:	91.02%
TOTAL	100.00%

EPA Reg. No. 92564-43

EPA Est. No. _____

¹CAS No. 2008-39-1

²CAS No. 10007-85-9

³CAS No. 66423-05-0

⁴CAS No. 82558-50-7

[Active ingredient statement]:

THIS PRODUCT CONTAINS:

0.337 lb 2,4-D acid equivalent (CAS No. 94-75-7) per gal or 3.94%

0.038 lb Dicamba acid equivalent (CAS No. 1918-00-9) per gal or 0.44%

0.080 lb Mecoprop-p acid equivalent (CAS No. 16484-77-8) per gal or 0.94%

0.225 lb Isoxaben (CAS No. 82558-50-7) per gal or 2.63%
Isomer Specific by AOAC Method.

Note: If the design, format, or small size of the container labels makes it impractical to present the entire ingredient statement on the front panel, then the sub statement will be placed on the back panel.

Net Contents: 40 fl oz (1.18 L), 32 fl oz (946 mL), 24 fl oz (709 mL), or other appropriate size within this range.

KEEP OUT OF REACH OF CHILDREN

CAUTION

See back panel for additional precautionary statements.

Not for sale, distribution or use in New York State.

Editorial Note – [Bracketed text] is optional language

FIRST AID

If on skin	<ul style="list-style-type: none">▪ Take off contaminated clothing.▪ Rinse skin immediately with plenty of water for 15 – 20 minutes.▪ Call a poison control center or doctor for further treatment advice.
If swallowed	<ul style="list-style-type: none">▪ Call a poison control center or doctor immediately for treatment advice.▪ Have person sip a glass of water if able to swallow.▪ Do not induce vomiting unless told to do so by a poison control center or doctor.▪ Do not give anything by mouth to an unconscious person.
If in eyes	<ul style="list-style-type: none">▪ Hold eye open and rinse slowly and gently with water for 15 to 20 minutes.▪ Remove contact lenses, if present, after the first 5 minutes, then continue rinsing eye.▪ Call a poison control center or doctor for further treatment advice.

NOTE: Have the product container or label with you when calling a poison control center or doctor or going for treatment.

You may call toll-free 1-877-229-3763 for medical emergency information.



Active Ingredients: 4.73% 2,4-D, dimethylamine salt (CAS # 2008-39-1), 0.52% Dicamba, potassium salt (CAS # 10007-85-9), 1.10% Mecoprop-p, potassium salt (CAS # 66423-05-0) and 2.63% Isoxaben (CAS # 82558-50-7)

(Back Panel)

OPEN Resealable Label for Directions & Precautions **PRESS TO RESEAL**

[The days of multiple applications to kill weeds are over!] Just one application of Lawn 3iP Herbicide Ready-to-Spray's [proprietary] [2-in-1], [3-in-1] [4-in-1] formula kills & prevents lawn weeds up to 6 months! [It delivers Season Long Weed Control that's simple and easy to use] [and it will not harm your lawn when used as directed]. [PLUS, when applied in Early Spring, prevents Crabgrass all season long]. [Just Hook to Your Hose and Go -] Convenient sprayer top connects to garden hose and automatically dispenses the weed killer. [Ideal for large areas – treats [up to] [5,000] [10,000] [5,000 - 10,000] sq ft]. [Rainproof in one hour.] Control weeds in your lawn [up to [6][X] months]! [*Packaging-related note: Adjust sq. ft. coverage proportionately for sizes other than 32 fl. oz.*]

[READ THE LABEL FIRST!]

QUICK FACTS	
<i>Editorial Note – Marketing Claims Positioned Here</i>	
KILLS & PREVENTS	[Kills over 200 listed broadleaf weeds such as chickweed, dandelion, dollarweed, henbit, clover & spurge] [Prevents common listed broadleaf weeds & listed grass weeds including crabgrass & annual bluegrass]. <i>Choose from marketing claims.</i>
WHEN TO [APPLY][USE]	[Apply anytime - spring, [summer], or fall] <i>or choose from other applicable marketing claim</i>
WHERE TO USE	ON ESTABLISHED [SOUTHERN] LAWNS without harming lawn grasses †(Do not use on carpetgrass, improved varieties of St. Augustinegrass, such as Floratam, dichondra or desirable clovers.)
HOW TO USE	To prevent new weeds from growing, spray entire area you want protected. Wait at least 1 hour after applying, then activate preventative weed barrier by watering. See Directions for Use for further details.
COVERAGE	This bottle treats [up to] [5,000] [10,000] [5,000 - 10,000] sq ft. [(10,000 sq ft for centipede and St. Augustine [grasses] [lawns]), [(5,000 sq ft. for Bermudagrass and Zoysia Lawns)]. [<i>Packaging-related note: Adjust sq. ft. coverage proportionately for sizes other than 32 fl. oz.</i>] <i>Choose from marketing claims.</i>
[OPTIONAL GRAPHIC IMAGES:]	
	For questions or comments, call toll-free 1-877-229-3924 or visit us on-line at www.bianovaadvanced.com][www.BioAdvanced.com][www.BioAdvancedScienceBasedSolutions.com][www.fortifendadvanced.com]

FOR OUTDOOR RESIDENTIAL USE ONLY

[Active ingredient statement]:

THIS PRODUCT CONTAINS:

0.337 lb 2,4-D acid equivalent (CAS No. 94-75-7) per gal or 3.94%

0.038 lb Dicamba acid equivalent (CAS No. 1918-00-9) per gal or 0.44%

0.080 lb Mecoprop-p acid equivalent (CAS No. 16484-77-8) per gal or 0.94%

0.225 lb Isoxaben (CAS No. 82558-50-7) per gal or 2.63%

Isomer Specific by AOAC Method.

EPA Reg. No. 92564-43

EPA Est. No. _____

PRECAUTIONARY STATEMENTS

HAZARDS TO HUMANS AND DOMESTIC ANIMALS

CAUTION

- Harmful if absorbed through skin or if swallowed.
- Causes moderate eye irritation.
- Avoid contact with skin, eyes, or clothing.
- Wash thoroughly with soap and water after handling and before eating, drinking, chewing gum, using tobacco, or using the toilet.
- Remove and wash contaminated clothing before reuse.

ENVIRONMENTAL HAZARDS

- This product is toxic to fish and aquatic invertebrates. Do not apply directly to water.
- Drift or runoff may be hazardous to aquatic organisms in water adjacent to treated areas. Do not contaminate water when disposing of equipment washwaters or rinsate.
- To protect the environment, do not allow pesticide to enter or run off into storm drains, drainage ditches, gutters or surface waters. Applying this product in calm weather when rain is not predicted for the next 24 hours will help to ensure that wind or rain does not blow or wash pesticide off the treatment area. Rinsing application equipment over the treated area will help avoid run off to water bodies or drainage systems.

DIRECTIONS FOR USE

It is a violation of Federal law to use this product in a manner inconsistent with its labeling.

BEFORE YOU USE

- Use this product only on established lawns.
- Apply when the air is calm to avoid spray drift onto desirable plants.

HOW MUCH TO USE

Measure area to be sprayed. Calculate 'square feet' by multiplying length times width. [In order to gauge how quickly you should walk [to cover] [5,000 sq. ft.] [10,000 sq. ft.] this bottle will empty in approximately [XX] minutes]. *[Packaging-related note: Adjust sq. ft. coverage proportionately for sizes other than 32 fl. oz.]*

Bermudagrass, Buffalograss, Fescue, Kentucky Bluegrass, Perennial Ryegrass, Zoysiagrass – this bottle (32 fl. oz.) treats 5,000 sq. ft. *[Packaging-related note: Adjust sq. ft. coverage proportionately for sizes other than 32 fl. oz.]*

Bahiagrass, Centipedegrass, St. Augustinegrass (not for use on improved varieties of St. Augustinegrass, such as Floratam) or mixtures containing one or more of these grasses – this bottle (32 fl. oz.) treats 10,000 sq. ft. *[Packaging-related note: Adjust sq. ft. coverage proportionately for sizes other than 32 fl. oz.]*

The maximum application rate of this product is 32 fl. oz. per 5,000 sq. ft. per application per site. The maximum number of broadcast applications per treatment site is 2 per year.

HOW TO USE

Shake Well Before Use

- To prevent new weeds from growing, you must spray the entire area you want protected, not just the emerged weeds.
- Wait at least 1 hour after applying then activate preventative weed barrier by watering with $\frac{1}{4}$ - $\frac{1}{2}$ " of irrigation.

[Optional graphic images:]



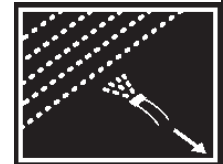
Editorial Note – Either the Single Rate Sprayer or the Dual Rate Sprayer directions for use will appear on the commercial package but not both.

[Optional Sprayer Directions 1]

[For single rate sprayer]

CONNECT

1. Shake well before use.
2. Connect sprayer to garden hose.
3. Turn on water.



SPRAY

1. Extend hose to farthest area to be treated, point sprayer nozzle in direction to be sprayed.
2. Begin spraying – Push & hold lock tab away from knob, use other hand to turn knob [counter-]clockwise to ON position.
3. Walk at a steady pace while spraying, using an even sweeping motion, and slightly overlap the treated areas. Work back toward the faucet to avoid walking over wet, treated grass.

FINISH

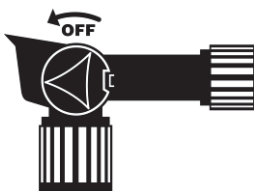
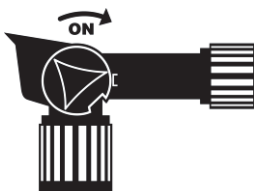
1. To stop spraying, push & hold lock tab away from knob and use other hand to turn knob [counter-]clockwise to OFF position.
2. Turn off water at faucet.
3. Relieve water pressure in hose by turning sprayer to [ON] [WATER] position until water slows to a drip then turn sprayer OFF.
4. Disconnect sprayer from hose.

[Optional Sprayer Directions 2]

[For dual rate sprayer]

1. [Connect your garden hose to the bottle. Be sure the blue water control valve on top of the spray nozzle is in the OFF position. Turn on water at faucet.

[Optional images]:





2. To apply high rate (treats 5,000 sq. ft. [*Packaging-related note: Adjust sq. ft. coverage proportionately for sizes other than 32 fl. oz.*]): Pull the small star-shaped blue product-control button out until it stops, Twist the blue product-control button so that the 'L' on the product-control button is at the top of the control valve AND the product control valve is aligned with the flat portion of the lock tab. Push the button in to open. Proceed to step #3.



To apply low rate (treats 10,000 sq. ft. [*Packaging-related note: Adjust sq. ft. coverage proportionately for sizes other than 32 fl. oz.*]): Pull the small star-shaped, blue product-control button out until it stops. Twist the product-control button so that the 'G' on the product-control button is at the top of the control valve AND the product control valve is aligned with the flat portion of the lock tab. Push the button in to open (The button will only go half way in for this setting). Proceed to step #3.



3. Extend hose to farthest area to be treated, point sprayer nozzle in direction to be sprayed. To begin spraying, point nozzle toward the area to be treated and turn the blue water control valve to the ON position. Tab will be horizontal. Walk at a steady pace while spraying, using an even sweeping motion, and slightly overlap the treated areas. Work back toward the faucet to avoid walking over wet, treated grass.



4. To stop spraying, turn the blue water control valve on top of the spray nozzle to OFF. To close, push in the small round button opposite the star-shaped product-control button. Turn off faucet,

5. Relieve water pressure by turning blue water control valve to the ON position until water slows to a drip. Turn blue water control valve back to OFF. Disconnect garden hose from bottle.]

[Optional Sprayer Directions 3]

[CONNECT

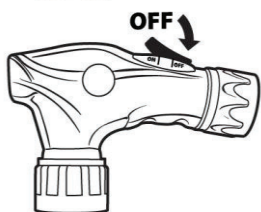
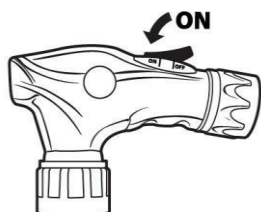
1. Shake well before use.
2. Securely Connect sprayer to garden hose.
3. Be sure that ON/OFF Switch is in OFF position, toward hose end of sprayer.
4. Turn on water at faucet.
5. For first time use, remove plastic shipping lock from beneath switch.

SPRAY

1. Extend hose to farthest area to be treated, point sprayer nozzle in direction to be sprayed.
2. Begin spraying - Push ON/OFF Switch forward into ON position.
3. Walk at a steady pace while spraying, using an even sweeping motion, and slightly overlap treated areas. Work back toward faucet to avoid walking over wet, treated grass.

FINISH

1. To stop spraying, push ON/OFF Switch to OFF position.
2. Turn off water at faucet.
3. Relieve water pressure in hose by turning ON/OFF Switch back to ON position until water slows to a drip, then return ON/OFF switch to OFF position.
4. Disconnect sprayer from hose.]



[FOR BEST RESULTS]

[WHEN TO APPLY]


- [Spray when
 - weeds are small and actively growing
 - temperatures are between 50 - 90°F]
- [Do not apply while grass is emerging from dormancy.]
- [This product also prevents crabgrass, barnyardgrass, and yellow foxtail when applied early spring before the fourth mowing or before the temperatures are regularly in the 80's.]


	<ul style="list-style-type: none"> • [This product also prevents annual bluegrass (<i>Poa annua</i>) when applied August – December.] • [Certain hard-to-kill weeds may be retreated in 2 weeks if necessary.] [Spray individual weeds using this product in a tank sprayer or with Lawn 3iP Herbicide Ready-to-Use.] • [Heavy raking will disturb the weed preventative barrier and reduce the effectiveness of this product.] • [Newly seeded lawn may be sprayed after fourth mowing.] • [Bare spots may be seeded 60 [or X] days after application.] <p>[MOWING]</p> <ul style="list-style-type: none"> • [Do not mow for 1 to 2 days after spraying.] • [Clippings from the first three mowings should be left on the treated area. Do not use the clippings from the treated areas as mulch or compost around flowers, ornamentals, trees, or in vegetable gardens.] <p>[WATERING]</p> <ul style="list-style-type: none"> • [If lawn is dry, water 1 to 2 days before using this product.] • [Rain or watering 1 hour after application will not wash away effectiveness.]
HOW IT WORKS	<p>This product contains a proven blend of three weed killers to kill existing weeds Plus a residual herbicide to keep them from coming back for up to 6 months. Weeds begin to wilt & die within [24] hours and are completely dead in 14 – 28 days. And, it won't harm your lawn when used as directed.</p>

KILLS & PREVENTS [or KILLS (a "1" indicates *Kills & Prevents*)]

[Weeds presented here to be chosen from Appendix 1.]

and other broadleaf & grass weeds

	<p>Do not apply this product in a way that will contact any person or pet, either directly or through drift. Keep people and pets out of the area during application. Do not allow people or pets to enter the treated area until sprays have dried.</p>
---	--

STORAGE AND DISPOSAL	
Pesticide Storage Conditions	Store in original container in a cool, dry place, out of the reach of children, preferably a locked storage cabinet. Protect from freezing.
Container Handling 	If empty: Non-refillable container. Do not reuse or refill this container. Place in trash or offer for recycling if available. If partly filled: Call your local solid waste agency or toll free 1-877-229-3724 for disposal instructions. Never place unused product down any indoor or outdoor drain.

NOTICE: Research and testing have determined that the “Directions for Use” are appropriate for the proper use of this product under expected conditions. To the extent consistent with applicable law, the Buyer assumes responsibility for lack of performance or safety if not used according to the directions.

***Money Back Guarantee:** If you are not satisfied with this product, we will gladly refund your original purchase price.

BioAdvanced™ [Fortifend Advanced™] [Bianova Advanced™] and EZ Grip One Touch Sprayer™ are trademarks of SBM Life Science Corp.

**PRODUCED FOR
[DISTRIBUTED BY]**

**SBM Life Science Corp.
1001 Winstead Drive, Suite 500
Cary, North Carolina 27513**

Lawn 3lp **12/14/2017**

Appendix 1

KILLS & PREVENTS [or KILLS (a "1" indicates *Kills & Prevents*)]

Annual Bluegrass (<i>Poa annua</i>) ²	Cocklebur	Morningglory	Speedwell ¹
Annual Yellow Sweetclover	Common Groundsel ²	Mouseear Hawkweed	Spiny Amaranth
Aster	Common Mullein	Mugwort	Spiny Cocklebur
Austrian Fieldcress	Crabgrass ²	Musk Thistle	Spiny Sowthistle
Barnyardgrass ²	Creeping Charlie	Mustard	Spotted Catsear
Bedstraw	Creeping Jenny	Narrowleaf Plantain	Spotted Spurge ¹
Beggarticks	Cudweed ¹	Narrowleaf Vetch	Spurweed
Betony, Florida	Curly Dock	Nettle	Stinging Nettle
Bindweed, Field	Daisy, English	Oakleaf Fleabane ¹	Strawberry, India Mock
Bird Vetch	Daisy, Fleabane	Orange Hawkweed	Tall Nettle
Bitter Wintercress	Daisy, Oxeye	Oriental Cocklebur	Tall Vervain
Bittercress, Hairy ¹	Dandelion ¹	Oxalis ¹	Tansy Mustard
Bitterweed	Desert Rockpurslane ²	Panicum Willowweed ²	Tanweed
Black-eyed Susan	Dichondra	Parsley-piert ¹	Telegraphplant ²
Blackleaved Fleabane ²	Dogbane	Parsnip	Texas Panicum ²
Black Nightshade ²	Dogfennel	Pearlwort	Thistle
Black Medic	Dollarweed ¹	Pennsylvania Smartweed ²	Trailing Crownvetch
Black Mustard	Elderberry	Pennycress	Tumble Mustard
Blackseed Plantain	Fall Panicum ²	Pennywort ¹	Tumble Pigweed
Blessed Thistle	False Dandelion ¹	Pepperweed	Velvetleaf ¹
Bloodflower Milkweed	False Flax	Pigweed ¹	Venice Mallow
Blue Lettuce	False Sunflower	Pineappleweed ²	Virginia Buttonweed
Blue Vervain	Fiddleneck ¹	Pineywoods Bedstraw	Virginia Creeper
Bracted Plantain ¹	Florida Pusley	Plains Coreopsis (Tickseed)	Virginia Pepperweed ¹
Brassbuttons	Frenchweed	Plantain ¹	Water Pennywort
Bristly Oxtongue	Galinsoga	Poison Ivy	Wavyleaf Bullthistle
Broadleaf Dock	Goathead	Poison Oak	Western Clematis
Broadleaf Plantain	Goldenrod	Pokeweed	Western Salsify
Broomweed	Ground Ivy	Poorjoe	White Mustard
Buckhorn	Gumweed	Prairie Sunflower	Wild Aster
Buckhorn Plantain	Hairy Fleabane ¹	Prickly Lettuce ¹	Wild Buckwheat
Bulbous Buttercup	Hawkweed	Prickly Sida	Wild Carrot
Bull Thistle	Healall	Prostrate Knotweed ¹	Wild Celery ²
Bullnettle	Heartleaf Drymary	Prostrate Pigweed	Wild Four-o'clock
Burclover	Heath Aster	Prostrate Spurge	Wild Garlic
Burdock	Hedge Bindweed	Prostrate Vervain	Wild Geranium
Burning Nettle	Hedge Mustard	Puncturevine	Wild Lettuce
Burweed ¹	Hemp	Purslane, Common ¹	Wild Marigold
Buttercup	Henbit ¹	Ragweed ¹	Wild Mustard ¹
Buttonweed	Hoary Cress	Red Sorrel	Wild Oat ²
Canada Thistle	Hoary Plantain	Redroot Pigweed	Wild Onion ¹
Carolina Geranium	Hoary Vervain	Redstem Filaree ¹	Wild Parsnip
Carpetweed	Horsenettle	Rough Cinquefoil	Wild Radish ¹
Catchweed Bedstraw	Horseweed ²	Rough Fleabane ¹	Wild Rape
Catnip	Italian Ryegrass ²	Russian Pigweed	Wild Strawberry
Catsear	Jimsonweed	Russian Thistle ¹	Wild Sweet Potato
Chickweed, Common ¹	Junglerice ²	Scarlet Pimpernel	Wild Vetch
Chickweed, Mouseear	Knawel	Scotch Thistle	Witchgrass ²
Chicory	Knotweed	Sheep Sorrel	Woodsorrel ¹
Cinquefoil	Kochia	Shepherdspurse ¹	Wooly Croton
Clover ¹	Lambsquarters ¹	Sibara ²	Wooly Morningglory
Clover, Crimson ¹	Lanceleaf Groundcherry ²	Slender Plantain	Wooly Plantain
Clover, Hop ¹	Lespedeza	Smallflower Galinsoga	Wormseed
Clover, Red ¹	London Rocket ²	Smooth Dock	Yarrow
Clover, Strawberry ¹	Mallow ¹	Smooth Pigweed	Yellow Foxtail ²
Clover, Sweet ¹	Matchweed	Sorrel	Yellow Rocket
Clover, White ¹	Mexicanweed	Southern Fleabane ¹	Yellowflower Pepperweed
Cockle	Milk Vetch	Southwest Cupgrass ²	and other broadleaf weeds
		Sowthistle ¹	
		Spanishneedles	

¹ Kills & Prevents

² Prevents Only

Appendix 2

Optional Marketing Claims:

- One quart covers [up to] 5,000 [10,000] square feet.
- 1 quart treats [up to] 5,000 [10,000] sq. ft.
- Treats 5,000 [10,000] sq. ft.
[Packaging-related note for claims above: Adjust sq. ft. coverage proportionally for sizes other than 32 fl. oz.]
- Keep from freezing.
- Kills [Controls] even the tough weeds...roots and all!
- Kills Broadleaf Weeds
- Kills Hard-to-Control Weeds
- Systemic [Herbicide] [Activity]
- Kills Dandelion, Clover, plus 200 Other listed Weeds
- Kills the root.
- Water based.
- Kills [Controls] [200+] broadleaf weeds [to the root].
- Mixes with Water - Concentrate
- Attach to [garden] hose and spray±
- Hook to Hose and Go±
- Just hook to garden hose and go±
- Proven performance
- Simple, [Convenient], [Easy] to use
- Two-in-One Product that Kills Weeds and Stops them from coming back
- 3-in-1 Product: Kills Weeds, Prevents [Broadleaf] New Weeds [up to 6 Months] & Prevents Crabgrass
- New [Formulation]!
- [Brand] New [Formula]
- Kills 200+ Weeds (to the root)
- Rainproof in 1 Hour
- Starts Working Immediately
- All Weather Formula (rainproof in 1 hour)
- 100% Satisfaction Guaranteed* (or your money back)
- Season Long Weed Control [with 1 Application]
- 1 Application Provides Season Long Weed Control
- Kills & Prevents Weeds Up to 6 Months
- Kills Weeds & Prevents New [Broadleaf]Weeds [from Coming Back] [up to 6 months]
- Protects Your Lawn From Weeds up to 6 Months
- Keeps weeds out [of your lawn] up to 6 months
- Prevents [New] [Broadleaf] Weeds Up to 6 Months
- [Proprietary] [2-in1] [3-in-1] [4-in-1] Formula
- Weed Free Lawn [Up to 6 Months]
- Crabgrass Free Lawn [Up to 6 Months]
- Visible Results in 24 Hours
- [Now] [Plus] Prevents [Annual bluegrass (poa annua)] [Crabgrass] [barnyardgrass] [yellow foxtail] [up to 6 months]
- Season Long Crabgrass Control
- PLUS Prevents Crabgrass!
- Prevents Crabgrass All Season
- Kills Over 200 Lawn Weeds in One Easy Step
- Kills the weeds not the lawn† (when used as directed)
- Won't Harm your Lawn† (when used as directed)
- Won't Harm Lawns† (when used as directed)
- Kills [Current] Weeds to the Root
- Kills [Current] [Existing] Weeds [Up to 6 Months]
- Prevents Grasses Up to 6 Months
- Season Long Weed Control
- Season Long Weed Control [Killer]
- Extended [Weed] Control [Killer]
- [Up to] 6 Month Weed Control [with 1 application]
- Use on Bermudagrass, Centipede, St. Augustine and Zoysia lawns†

- Won't harm listed lawns [when used as directed] †
- †[Do not use on [carpetgrass], [Floritam variety of St. Augustinegrass], [dichondra] or [desirable clovers]]
- For use on Southern lawns†
- Apply anytime – spring, [summer], or fall [or spring through fall]
- See weed list for [complete list of] ["Kills" and "Prevents"] weeds
- [New] [exclusive] [XX oz] [special] [value] [size]
- [New] [XX oz] [special] [value] [size]
- Easy hold
- EZ Spray
- One-touch sprayer
- **EZ-Grip One Touch Sprayer™**
- Simple spray
- EZ-Grip™
- One touch
- Spray n go
- Thumb switch
- Handy spray
- EZ touch
- One-touch application
- [Picture of chickweed (Stellaria media)]
- [Picture of white clover (Trifolium repens)]
- [Picture of dandelion (Taraxacum officinale)]
- [Picture of spotted spurge (Chamaesyce maculata)]
- Bonus [X] oz size – [X]% more than [X] oz size
- Now covers [XXX] [square] [sq] feet
- Bonus [X] oz size
- **Bonus value - [X]% more [vs [X] oz size]**

Marketing Claim for Brand Name Change:

New Name. Same Great Results.

New Name. Same Familiar Formula.

New Name. Same Performance.

±Follow all label directions.

† when used as directed.

***listed (Note to PM: The word "listed" can appear as a footnote with the appropriate phrase, such as *listed weeds/grasses).**

[Art]

