



UNITED STATES ENVIRONMENTAL PROTECTION AGENCY
WASHINGTON, DC 20460

OFFICE OF CHEMICAL SAFETY
AND POLLUTION PREVENTION

June 28, 2017

Dr. Norma C. Pangilinan
Head of Regulatory Affairs, North America SBM Life Science
001 Winstead Drive, Suite 500
Cary, NC 27513

Subject: Notification per PRN 98-10 – Various revisions of product label
Product Name: Dylox 9.3% Insect Granules
EPA Registration Number: 92564-40
Application Date: April 7, 2017
Decision Number: 530330

Dear Dr. Pangilinan:

The Agency is in receipt of your Application for Pesticide Notification under Pesticide Registration Notice (PRN) 98-10 for the above referenced product. The Registration Division (RD) has conducted a review of this request for its applicability under PRN 98-10 and finds that the action requested falls within the scope of PRN 98-10.

The label submitted with the application has been stamped “Notification” and will be placed in our records.

Should you wish to add/retain a reference to the company’s website on your label, then please be aware that the website becomes labeling under the Federal Insecticide Fungicide and Rodenticide Act and is subject to review by the Agency. If the website is false or misleading, the product would be misbranded and unlawful to sell or distribute under FIFRA section 12(a)(1)(E). 40 CFR 156.10(a)(5) list examples of statements EPA may consider false or misleading. In addition, regardless of whether a website is referenced on your product’s label, claims made on the website may not substantially differ from those claims approved through the registration process. Therefore, should the Agency find or if it is brought to our attention that a website contains false or misleading statements or claims substantially differing from the EPA approved registration, the website will be referred to the EPA’s Office of Enforcement and Compliance.

If you have any questions, you may contact Matthew Sellner at 703-347-8034 or via email at sellner.matthew@epa.gov.

Sincerely,

A handwritten signature in blue ink, appearing to read "Richard Gebken".

Richard Gebken, Product Manager 10
Invertebrate & Vertebrate Branch 2
Registration Division (7505P)
Office of Pesticide Programs

NOTIFICATION

92564-10

The applicant has certified that no changes, other than those reported to the Agency have been made to the labeling. The Agency acknowledges this notification by letter dated:

06/28/2017

(FRONT PANEL)

Beta-cyfluthrin 0.05% Ant & Roach Killer Pump Spray

{(ABN;)} Home Pest Control Indoor & Outdoor Insect Killer Ready-To-Use; **Bianova**
Advanced Home Pest Control Indoor & Outdoor Insect Killer Ready-To-Use;
BioAdvanced Home Pest Control Indoor & Outdoor Insect Killer Ready-To-Use;
BioAdvanced Science-Based Solutions Home Pest Control Indoor & Outdoor Insect
Killer Ready-To-Use; Fortifend Advanced Home Pest Control Indoor & Outdoor Insect
Killer Ready-To-Use; **Bianova Advanced Outdoor Insect Killer Ready-To-Use;**
BioAdvanced Outdoor Insect Killer Ready-To-Use; BioAdvanced Science-Based
Solutions Outdoor Insect Killer Ready-To-Use; Fortifend Advanced Outdoor Insect
Killer Ready-To-Use; **Bianova Advanced Indoor & Outdoor Insect Killer Ready-To-Use;**
BioAdvanced Indoor & Outdoor Insect Killer Ready-To-Use; BioAdvanced Science-
Based Solutions Indoor & Outdoor Insect Killer Ready-To-Use; Fortifend Advanced
Indoor & Outdoor Insect Killer Ready-To-Use; **Bianova Advanced Home Insect Killer
Ready-To-Use; BioAdvanced Home Insect Killer Ready-To-Use; BioAdvanced
Science-Based Solutions Home Insect Killer Ready-To-Use; Fortifend Advanced Home
Insect Killer Ready-To-Use;**

Formatted: Highlight

Formatted: Highlight

Formatted: Highlight

ACTIVE INGREDIENT:

Beta-cyfluthrin 0.05 %

OTHER INGREDIENTS: 99.95 %

TOTAL 100.00%

KEEP OUT OF REACH OF CHILDREN

FOR INDOOR/OUTDOOR RESIDENTIAL USE ONLY

CAUTION

See back panel/booklet for additional ingredients and precautionary statements

+ FIRST AID

+ FIRST AID	
If swallowed	<ul style="list-style-type: none">• Call a poison control center or doctor immediately for treatment advice.• Have person sip a glass of water if able to swallow.• Do not induce vomiting unless told to do so by a poison control center or doctor.• Do not give anything to an unconscious person.
If in eyes	<ul style="list-style-type: none">• Hold eye open and rinse slowly and gently with water for 15 to 20 minutes.• Remove contact lenses, if present, after the first 5 minutes, then continue rinsing eye.• Call a poison control center or doctor for treatment advice.
If inhaled	<ul style="list-style-type: none">• If breathing is affected, move person to fresh air.• If not breathing, call 911 or an ambulance, then give artificial respiration, preferably mouth-to-mouth if possible.

- Contact doctor or poison control center for further treatment advice.

NOTE: When calling poison control center, have this product label accessible. If seeking treatment at an emergency room or doctor's office, bring this product label to show medical personnel. You may call Toll Free 1-877-229-3763 for medical emergency information. **Active Ingredient:** Beta-cyfluthrin 0.05% [CAS #68359-37-5].

(BACK PANEL)

This product provides up to 12 months (1 year) indoors [listed] [*] insect protection with a single application for German cockroaches, black carpenter ants and house crickets on non porous surfaces. Keeping [listed] [*] nuisance pests out of your home has never been easier.

READ THE LABEL FIRST!

QUICK FACTS

- Kills Ants and Roaches in Seconds.
- Continues Killing [listed] [*] Insects Up To 12 months (1 year) Indoors for German cockroaches, black carpenter ants and house crickets on non-porous surfaces.
- Keeps [listed] [*] Insects Out of Your Home
- Non-staining.

KILLS	Ants, Cockroaches, Fleas, Spiders and Stink Bugs (including Brown Marmorated Stink Bugs), and other listed pests.
WHERE TO USE	Indoor as spot or crack and crevice spray. Outdoor as perimeter treatment.
	For questions or comments, call toll-free 1-877-BayerAG (1-877-229-3724)

Formatted: Highlight

ACTIVE INGREDIENT:

Beta-cyfluthrin 0.05 %

OTHER INGREDIENTS: 99.95 %

TOTAL: 100.0 %

EPA Reg. No. [72155-2792564-10](#)

EPA Est. No. XXXX-AA-1

Formatted: Highlight

PRECAUTIONARY STATEMENTS

HAZARDS TO HUMANS AND DOMESTIC ANIMALS

CAUTION:

- Harmful if swallowed or inhaled.
- Causes eye irritation.
- Avoid contact with skin, eyes, or clothing.
- Wash thoroughly with soap and water after handling.
- Avoid breathing vapors or spray mist.
- Remove contaminated clothing and wash clothing before reuse.

ENVIRONMENTAL HAZARDS

- This pesticide is highly toxic to aquatic invertebrates and fish. To protect the environment, do not allow pesticide to enter or run off into storm drains, drainage ditches, gutters or surface waters. Applying this product in calm weather when rain is not predicted for the next 24 hours will help to ensure that wind or rain does not blow or wash pesticide off the treatment area.
- This product is not intended for application to plants or lawns.
- Apply this product only as specified on this label.

DIRECTIONS FOR USE

It is a violation of Federal Law to use this product in a manner inconsistent with its labeling.

For best results, read and follow all label directions.

BEFORE YOU USE

Read and follow directions when using.

- Do not spray into fish pools, ponds, streams, or lakes.
- Indoors, do not use as a space spray (do not spray into the air).
- Remove animal feeding dishes before spraying.
- Keep children and pets away from treated areas until spray has dried.
- Do not use on surfaces where food is prepared or where food is exposed.
- Before spraying indoors, remove birds from area and tightly cover or remove fish bowls and aquariums.

RESTRICTIONS

- Do not water the treated area to the point of run-off.
- Do not make applications during rain.
- All outdoor applications must be limited to spot or crack-and-crevice treatment only, except for the following permitted uses:
 - (1) Treatment to soil or vegetation around structures;
 - (2) Applications to building foundations, up to a maximum height of 3 feet.
- Other than applications to building foundations, all outdoor applications to impervious surfaces (sidewalks, driveways, patios, porches, structural surfaces, windows, doors, eaves) are limited to spot and crack and crevice applications only.
- Application is prohibited directly into sewers or drains, or to any area like a gutter where drainage to sewers, storm drains, water bodies, or aquatic habitat can occur. Do not allow the product to enter any drain during or after application.

HOW TO USE

Shake Well Before Use

INDOOR USE

- Hold container upright while spraying. Direct nozzle about 12 inches from surface to be treated.
- Spray around baseboards, into cracks and crevices and other places where insects live and hide (under sinks, cabinets, refrigerators, damp areas, etc.) until surfaces are wet. Avoid excessive wetting of linoleum, asphalt tiles or plastic.
- For long lasting residual action leave spray undisturbed. The product will keep on killing for up to 12 months (1 year) indoors for German cockroaches, black carpenter ants and house crickets on non-porous surfaces.
- For hidden areas try Bayer Advanced Roach Pen.

OUTDOOR USE

- Apply to exterior surfaces of the home.
- Spray a band 3 to 4 feet wide around and alongside the foundation and porches of the house.
- Treat soil, turf or walkways adjacent to foundation and porches. Also treat 1 to 2 feet up along the side of the dwelling.
- For more serious problems, a wider band of treatment, up to 10 feet, may be necessary.
- Spray with the wind to avoid drifting of the spray onto skin or clothing.
- Treat where dissimilar building materials meet: where brick meets wood trim, where siding meets window edges, where cracks are visible or around and into any openings where utilities enter the home. Spray around doors and window frames.

<p>HOW TO USE Shake Well Before Use</p>	<ul style="list-style-type: none"> • Treat outside surfaces of garages, carports, patios, driveways and sidewalks if [listed] [*] insects are present. • Treat other problem areas around wood piles, and storage sheds. Spray on ant trails and ant hills. • For wasps, hornets, yellow jackets: Application to nests should be made late in evening when [listed] [*] insects are at rest. • To aid in control of fire ants in lawns and other outdoor home recreation areas, thoroughly drench the entire mound area. Spray provides contact activity and residual in the active mound. Use a coarse spray and apply gently to avoid disturbing fire ants. <p>Note: For best results apply in cool weather 65 to 80°F, or in early morning or late evening hours. Treat new mounds as they appear.</p>
	<p>WOOD INFESTING PESTS</p> <p>For control of termites and wood-infesting beetles found above ground, apply to voids and holes in damaged wood, and in spaces between wooden structures and between the sill plate and foundation where wood is exposed.</p> <ul style="list-style-type: none"> • Apply spray to exposed worker and winged reproductive forms of termites. This type of application is intended to be a supplemental treatment for control of drywood and above-ground subterranean termites and other wood-infesting insects. It is not intended as a substitute for soil treatments for termite control. • For control of swarming or reproductive stages of termites, apply a coarse spray to the swarm or area on which they collect. • For control of carpenter ants around houses and other structures, apply around doors and windows where carpenter ants may enter the premises. Spray into cracks and crevices or voids where these ants or their nests are present. Use a sufficient amount of coarse spray to cover the area. • For control of carpenter bees in structures, spray the liquid directly into bee entrance holes. Leave the entrance holes open for 24 hours to be certain that returning adult bees are killed. When there is no activity, the hole may be sealed with a suitable sealant.

PESTS CONTROLLED [KILLS]	INDOOR PESTS			
	1. CRAWLING PESTS			
	Ants	Centipedes	Firebrats	Silverfish
	Bedbugs	Cockroaches	Millipedes	Sowbugs
	Carpet Beetles	Crickets	Pillbugs	Spiders
		Earwigs		Stink Bugs (including Brown Marmorated Stink Bugs)
	2. FLYING PESTS			
	Clothes moths	Gnats	Mosquitoes	Wasps
	Flies	Midges	Moths	Yellow Jackets
	3. PANTRY & STORED PRODUCT PESTS			
BETLES: (exposed adults & immature stages)				
Cadelle	Dermestid	Leather	Mealworm	
Cigarette	Drug-store	Lesser Grain Borer	Red Flour	
Confused Flour	Granary Weevil	Lesser Mealworm	Rice Weevil	
	Hide	Merchant Grain	Sawtoothed Grain	
	Larder		Warehouse	
MOTHS:				
Indian Meal	Mediterranean Flour			
PESTS CONTROLLED [KILLS]	OUTDOOR/PERIMETER PESTS			
	Ants	Crickets	Gnats	Moths
	Bees	Earwigs	Ground Beetles	Scorpions
	Boxelder Bugs	Elm leaf Beetle	Hornets	Silverfish
	Carpenter Ants	Fire Ants	Imported Fire Ants	Spiders
	Cecidflies	Firebrats	Midges	Stink Bugs (including Brown Marmorated Stink Bugs)
	Centipedes	Flies	Millipedes	Ticks (including Deer Ticks)
	Clusterflies	Fleas	Mosquitoes	Wasps
	Cockroaches			Yellow Jackets
	WOOD INFESTING PESTS			
Carpenter Ants	False Powderpost	Powderpost		
Carpenter Bees	Old House Borer			
BETLES:				
Ambrosia				
Deathwatch				
TERMITES:				
Subterranean	Formosan	Drywood		

Formatted Table



Re-enter when spray is dry.

[Option 1]



ATTACH SPRAYER

- Remove sprayer from bottle and extend hose.
- Open flip-cap on bottle.
- Insert hose and plug into flip-cap opening until it snaps into place.



SPRAY

- Adjust nozzle to stream or spray position.
- Point sprayer downward and squeeze trigger repeatedly until liquid is released.



AFTER USE

- Turn sprayer nozzle to X (off) position.
- Do not unplug hose.
- Return sprayer to bottle. Sprayer will snap into place.

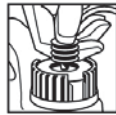
[Option 2]

How To Use Your Sprayer:

- 1. REMOVE ERGO-GRIP spray wand from pocket**
 - Remove wrap from coiled hose
 - Remove protective battery strip from sprayer handle



2. REMOVE STICKER & CAP COVER



- 3. CONNECT HOSE TO CAP**
Insert plug at end of coiled hose into hole on cap and push firmly until secure.

Remove sticker and cap cover before inserting hose plug.



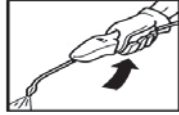
4. OPEN SPRAY WAND

- Unfold spray wand until it snaps into place
- Point spray nozzle away from body.
- Adjust spray nozzle to desired setting.



5. TURN POWER ON

- Slide OFF-ON switch to ON position.



6. SQUEEZE

- Squeeze trigger to dispense product. Sprayer may require several seconds to prime before product is released.
- Release trigger to stop spraying.

4 AA Batteries Included
For important battery information – see booklet.

Storage

- Slide OFF-ON switch to OFF position.
- Do not unplug hose. Leave connected to cap.
- Turn spray nozzle to the off position.
- Fold spray wand down against sprayer handle.
- Return ERGO-GRIP spray wand to pocket for storage.

To Replace Batteries

- Open battery compartment [with a small screwdriver].
- Remove used batteries and replace with new batteries in correct position as indicated inside battery compartment.
- Securely close battery compartment door [and screw closed].

Proper use of Batteries

- Never mix old batteries with new.
- Do Not mix Alkaline with Standard (carbon zinc) or Rechargeable (nickel cadmium) batteries.
- When storing sprayer for long periods, remove batteries to prevent leakage.
- Dispose of used batteries according to manufacturer's instructions or in household trash.


REFILL [Optional graphic image]

Refilling the [1.3 gallon] sprayer from the [1 gallon] [or] [1.3 gallon size]

Beta-cyfluthrin 0.05% Ant & Roach Killer Pump Spray package:

1. Open refill port cap
2. Fill bottle with desired amount, using the Ready-to-Use product
3. Replace refill port cap, tighten and shake well

STORAGE AND DISPOSAL

Pesticide Storage:	Store in an area out of reach of children, preferably a locked storage cabinet. Protect from freezing.
Container Handling: 	If empty: <ul style="list-style-type: none">• Non-refillable container. Do not refill or reuse this container. [Do not reuse or refill this container, EXCEPT to refill with another product referenced on this label.]• Place in trash or offer for recycling if available. If partly filled: <ul style="list-style-type: none">• Call your local solid waste agency or toll free 1-877-229-3724 for disposal instructions.• Never place unused product down any indoor or outdoor drain.

NOTICE

Research and testing have determined that the "Directions for Use" are appropriate for the proper use of Beta-cyfluthrin 0.05% Ant & Roach Killer Pump Spray under expected conditions. The Buyer assumes responsibility for lack of performance or safety if not used according to the directions.

Money Back Guarantee: If you are not satisfied with this product, we will gladly refund your original purchase price.

Net Contents: 24 fl oz, 64 oz (709 mL) or 1 gallon (3.78 L) or 1.3 gallons

PRODUCED FOR

DISTRIBUTED BY

Formatted: Highlight



SBM Life Science Corp
1001 Winstead Drive, Suite 500
Cary, North Carolina 27513
A Business Unit of Bayer CropScience LP
P.O. Box 12014, 2 T.W. Alexander Drive
Research Triangle Park, North Carolina 27709

Formatted: Highlight

Beta-Cyfluthrin 0.05% Ant & Roach Killer Pump Spray (PENDING) **04/01/2017**

[Marketing Claims]

- Ready-to-Use
- Kills fast, lasts long.
- Kills most common [listed] [*] household insect pests.
- For Indoor and Outdoor Use
- Kills invading [listed] [*] insects around basements, foundations and baseboards.
- Kills the [listed] [*] insects you see, kills the ones you don't see.
- Kills hidden [listed] [*] bugs.
- Kills [listed] [*] ants and roaches in seconds.
- Also kills with residual action.
- Just one application quickly kills insects - - Continues killing German cockroaches, black carpenter ants and house crickets up to 12 months (1 year) indoors on non porous surfaces
- Fast Acting - - Long Lasting
- Double Protection - - Use Inside and Outside
- Use as outdoor barrier treatment - - keeps [listed] [*] insects from entering your home.
- Kills a Wide Range of Crawling, Flying and Wood-Infesting Pests
- Indoor protection for up to 12 months (1 year) for German cockroaches, black carpenter ants and house crickets on non porous surfaces. Guaranteed
- Up to 12 months (1 year) Indoor Protection for German cockroaches, black carpenter ants and house crickets on non porous surfaces.
- Water-based formula
- Non-Staining
- Guaranteed Satisfaction
- Kills most common [listed] [*] pests, including ants and cockroaches
- Contains Tempo Ultra®
- 100% Satisfaction Guaranteed.
- Controls Carpenter bees, scorpions, and even wasps.
- Creates a bug barrier around treated area
- Home barrier protection from [listed] [*] insects
- Kills Stink Bugs (including Brown Marmorated Stink Bugs)
- ERGO-GRIP Spray Wand
- Grip controlled sprayer reduces hand fatigue
- Grip control make it easier to spray
- Contours and grip control reduce hand fatigue
- Contours and grip control make it easy to spray
- Contours and grip control take the pressure off your hands
- Contours and grip control for better comfort
- Grip controlled sprayer for your comfort
- Grip control and contours for easier spraying
- Contoured grip control for your comfort
- Contoured grip control reduces hand fatigue
- Comfortable, accurate, easy to store
- Designed for comfort, accuracy, easy storage
- Refill
- [Can be used to] Refill [for] [Ergo Grip] [1.3 Gallon [Sprayer] **Bayer Advanced** **INSERT ABN PRODUCT NAME**] [product name]
- Bonus [X] oz size – [X]% more than [X] oz size
- Now covers [XXX] [square] [sq] feet
- Bonus [X] oz size
- Bonus value - [X]% more [vs [X] oz size]

Marketing Claim for Brand Name Change:

New Name. Same Great Results.

New Name. Same Familiar Formula.

New Name. Same Performance.

Formatted: Highlight

Formatted: Normal, No bullets or numbering

Formatted: Font: 8 pt

*listed (Note to PM: The word "listed" can appear as a footnote with the appropriate phrase, such as *listed pests/insects)