



UNITED STATES ENVIRONMENTAL PROTECTION AGENCY  
WASHINGTON, DC 20460

OFFICE OF CHEMICAL SAFETY  
AND POLLUTION PREVENTION

May 24, 2023

Michael Barber  
Regulatory Affairs Specialist  
SBM Life Science Corp.  
1001 Winstead Drive Suite 500  
Cary, NC 27513

Subject: Registration Review Label Mitigation for Fenoxaprop-p-ethyl  
Product Name: CRABGRASS KILLER R-T-S HERBICIDE  
EPA Registration Number: 92564-32  
Application Date: July 5, 2022  
Decision Number: 585601

Dear Michael Barber:

The Agency, in accordance with the Federal Insecticide, Fungicide, and Rodenticide Act (FIFRA), as amended, has completed reviewing all the information submitted with your application to support the Registration Review of the above referenced product in connection with the Fenoxaprop-p-ethyl Interim Decision, and has concluded that your submission is acceptable. The label referred to above, submitted in connection with registration under FIFRA, as amended, is acceptable.

Should you wish to add/retain a reference to the company's website on your label, then please be aware that the website becomes labeling under the Federal Insecticide, Fungicide, and Rodenticide Act and is subject to review by the Agency. If the website is false or misleading, the product would be misbranded and unlawful to sell or distribute under FIFRA section 12(a)(1)(E). 40 CFR 156.10(a)(5) list examples of statements EPA may consider false or misleading. In addition, regardless of whether a website is referenced on your product's label, claims made on the website may not substantially differ from those claims approved through the registration process. Therefore, should the Agency find or if it is brought to our attention that a website contains false or misleading statements or claims substantially differing from the EPA approved registration, the website will be referred to the EPA's Office of Enforcement and Compliance Assurance.

A stamped copy of your labeling is enclosed for your records. This labeling supersedes all previously accepted labeling. You must submit one copy of the final printed labeling before you release the product for shipment with the new labeling. In accordance with 40 CFR 152.130(c), you may distribute or sell this product under the previously approved labeling for 12 months from the date of this letter. After 12 months, you may only distribute or sell this product if it bears this new revised labeling or subsequently

Page 2 of 2  
EPA Reg. No. 92564-32  
Decision No. 585601

approved labeling. “To distribute or sell” is defined under FIFRA section 2(gg) and its implementing regulation at 40 CFR 152.3.

If you have any questions about this letter, please contact Caleb Carr by phone at (202) 566-0636, or via email at [carr.caleb@epa.gov](mailto:carr.caleb@epa.gov).

Sincerely,

A handwritten signature in blue ink, appearing to read 'Linda Arrington', with a stylized flourish at the end.

Linda Arrington, Branch Chief  
Risk Management and Implementation Branch 4  
Pesticide Re-Evaluation Division  
Office of Pesticide Programs

Enclosure

(Front Panel)

# Crabgrass Killer Ready-To-Spray Herbicide

[ABN: Bayer Advanced Crabgrass Killer for Lawns Ready-to-Spray; Bayer Advanced Crabgrass Killer Concentrate; Bayer Advanced Crabgrass Killer for Lawns Concentrate; Bayer Advanced Bermudagrass Control Ready-to-Spray; Bayer Advanced Bermudagrass Control for Lawns Ready-to-Spray; Bianova Advanced™ Crabgrass Killer for Lawns Ready-to-Spray; BioAdvanced™ Crabgrass Killer for Lawns Ready-to-Spray; BioAdvanced™ Science-Based Solutions Crabgrass Killer for Lawns Ready-to-Spray; Fortifend Advanced™ Crabgrass Killer for Lawns Ready-to-Spray; Bianova Advanced™ Crabgrass Killer Concentrate; BioAdvanced™ Crabgrass Killer Concentrate; BioAdvanced™ Science-Based Solutions Crabgrass Killer Concentrate; Fortifend Advanced™ Crabgrass Killer Concentrate; Bianova Advanced™ Crabgrass Killer for Lawns Concentrate; BioAdvanced™ Crabgrass Killer for Lawns Concentrate; BioAdvanced™ Science-Based Solutions Crabgrass Killer for Lawns Concentrate; Fortifend Advanced™ Crabgrass Killer for Lawns Concentrate; Bianova Advanced™ Bermudagrass Control Ready-to-Spray; BioAdvanced™ Bermudagrass Control Ready-to-Spray; BioAdvanced™ Science-Based Solutions Bermudagrass Control Ready-to-Spray; Fortifend Advanced™ Bermudagrass Control Ready-to-Spray; Bianova Advanced™ Bermudagrass Control for Lawns Ready-to-Spray; BioAdvanced™ Bermudagrass Control for Lawns Ready-to-Spray; BioAdvanced™ Science-Based Solutions Bermudagrass Control for Lawns Ready-to-Spray; Fortifend Advanced™ Bermudagrass Control for Lawns Ready-to-Spray; BioAdvanced™ Science-Based Solutions Extreme Crabgrass Killer; BioAdvanced™ Science-Based Solutions Tough Grassy Weed Killer; BioAdvanced™ Science-Based Solutions Extreme Grassy Weed Killer; BioAdvanced™ Science-Based Solutions Tough Crabgrass Killer]

---

**Active Ingredients:**

Fenoxaprop-p-ethyl<sup>+</sup>..... 0.41%

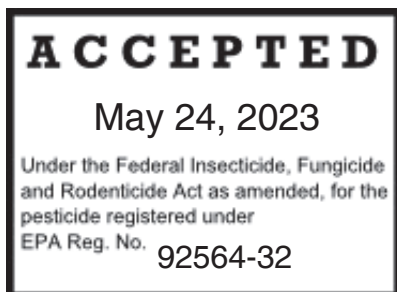
**Other Ingredients** ..... 99.59%

**Total:** ..... 100.00%

---

<sup>+</sup>CAS No. 71283-80-2

0.035 lbai/gal fenoxaprop-p-ethyl based on 8.43 lbs/gal



**KEEP OUT OF REACH OF CHILDREN**

**CAUTION**

See back panel for additional precautionary statements

## (Back Panel)

[This product kills crabgrass and other [listed] [\*] grass weeds – to the root. And it will not harm your lawn when used as directed. The formula is ideal if you have [crabgrass] [Bermudagrass] invading your lawn [or landscape area] or if you missed your [pre-emergent] crabgrass control application. [The convenient sprayer connects to a garden hose and automatically dispenses the crabgrass killer.] One bottle treats [[5,000 sq ft] [20,000 sq. ft.] [1 gal size]]. Controlling [crabgrass] [Bermudagrass] and other [listed] [\*] weeds in your lawn (and/or landscaping) has never been easier!]

[It is also ideal for controlling grass weeds like [listed] [\*] crabgrass [and Bermudagrass] in your flower beds and planting areas. Simply [hook to the end of your hose and] spray around a wide variety of ornamental trees, shrubs and plants\*. Without harming them! Controlling annoying and embarrassing [listed] [\*] grass weeds in your beds has never been faster or easier!]

### READ THE LABEL FIRST!

<b>QUICK FACTS</b>	
<ul style="list-style-type: none"> <li>• Marketing claims to be selected from the front page</li> <li>• [Note to PM: Selected Marketing Claims to be added from Optional Marketing Claim list]</li> </ul>	
<b>KILLS</b>	Bermudagrass [controls], Crabgrass, foxtail, sandbur, Japanese stiltgrass & other [listed] [*] grass weeds
<b>WHERE TO USE</b>	<ul style="list-style-type: none"> <li>• On LAWNS without harming lawn grass (†DO NOT use on St. Augustine [including Floratam], bermudagrass, bentgrass, zoysiagrass, centipede or bahia lawns)</li> <li>• Around [listed] [most] established ORNAMENTAL trees, shrubs, perennials &amp; annuals (* DO NOT use around: barharbor juniper, philodendron, pittosporum, podocarpus, salvia)</li> </ul>
<b>COVERAGE</b>	[This bottle treats an average size lawn (5,000 sq ft)] [Treats 20,000 sq. ft. [1 gal size]]. (Just hook bottle to hose & you're ready.)
	For questions or comments, call toll-free 1-877-229-3724 or visit our website at <a href="http://www.bianovaadvanced.com">www.bianovaadvanced.com</a> <a href="http://www.BioAdvanced.com">www.BioAdvanced.com</a> <a href="http://www.bioadvancedsciencebasedsolutions.com">www.bioadvancedsciencebasedsolutions.com</a> <a href="http://www.fortifendadvanced.com">www.fortifendadvanced.com</a> .

EPA Reg. No. 92564-32

EPA Est. No. XXXX-AA-1

OPEN Resealable Label for Directions & Precautions

PRESS TO RESEAL

### FIRST AID

<b>If swallowed</b>	<ul style="list-style-type: none"> <li>• Call a poison control center or doctor immediately for treatment advice.</li> <li>• Have person sip a glass of water if able to swallow.</li> <li>• Do not induce vomiting unless told to do so by a poison control center or doctor.</li> <li>• Do not give anything to an unconscious person.</li> </ul>
<b>If in eyes</b>	<ul style="list-style-type: none"> <li>• Hold eye open and rinse slowly and gently with water for 15 to 20 minutes.</li> <li>• Remove contact lenses, if present, after the first 5 minutes, then continue rinsing eye.</li> <li>• Call a poison control center or doctor for further treatment advice.</li> </ul>
<b>If on skin or clothing</b>	<ul style="list-style-type: none"> <li>• Take off contaminated clothing.</li> <li>• Rinse skin immediately with plenty of water for 15-20 minutes.</li> <li>• Call a poison control center or doctor for treatment advice.</li> </ul>

**For MEDICAL Emergencies Call 24 Hours A Day 1-877-229-3763.**

Have the product container or label with you when calling a poison control center or doctor or going for treatment.

**NOTE:** If seeking treatment at an emergency room or doctor's office, bring this product label to show medical personnel.

**Active Ingredients:** 0.41% Fenoxaprop-p-ethyl (CAS # 71283-80-2).

**NOTE TO PHYSICIAN:** This product may pose an aspiration pneumonia hazard. Contains petroleum distillates.

## PRECAUTIONARY STATEMENTS

### CAUTION

#### HAZARDS TO HUMANS AND DOMESTIC ANIMALS

- Harmful if swallowed.
- Causes moderate eye and skin irritation.
- Wash thoroughly with soap and water after handling and before eating, drinking, chewing gum, or using tobacco.
- Avoid contact with eyes, skin, or clothing. Wear protective eyewear.
- Wear long-sleeved shirt and long pants, socks and shoes.
- When using this product, wear long sleeved shirt and long pants, shoes plus socks.

After using this product:

- If product gets on skin, wash thoroughly with soap & water.
- If product gets on clothing, remove clothing as soon as possible and launder clothing separately before reuse.

### ENVIRONMENTAL HAZARDS

This product is toxic to fish & aquatic invertebrates. Do not apply directly to lakes, streams, rivers, or ponds.

Do not apply when weather conditions favor run off or drift.

Drift or runoff may harm aquatic invertebrates and non-target plants.

To protect the environment, do not allow pesticide to enter or run off into storm drains, drainage ditches, gutters, or surface waters. Applying this product in calm weather when rain is not predicted for the next 24 hours will help to ensure that wind or rain does not blow or wash pesticide off the treatment area. Rinsing application equipment over the treated area will help avoid run off to water bodies or drainage systems.

**FOR OUTDOOR RESIDENTIAL USE ONLY**

**DIRECTIONS FOR USE**

**It is a violation of Federal law to use this product in a manner inconsistent with its labeling.**

**[WHERE TO USE]  
[OPTIONAL FOR  
ORNAMENTAL USE  
PRODUCTS]  
[For Use Around  
Ornamentals in Planting  
Beds, Lawns, & Outdoor  
Pots]**

To kill undesirable [listed] [\*] weed grasses growing around the following plants, spray directly on the [listed] [\*] weeds, avoiding the desirable plant foliage as much as possible. The following plants are generally tolerant (will not be injured) although temporary discoloration of the foliage may occur occasionally on some of the listed plants if contacted by spray. If an unlisted plant is accidentally contacted, wash off immediately with water.

**Shrubs**

American Holly, Azalea, Barberry, Blue Rug Juniper, Cotoneaster, Dwarf Shore Juniper, Firethorn, Forsythia, Hawthorn, Hydrangea, Japanese Holly, Korean Boxwood, Meservae Holly, Nandina, Oleander, Parsonii Juniper, Privet, Rhododendron, Rose, San Jose Juniper, Viburnum, Weigela, Wiltoni Juniper

**Trees**

Flowering Dogwood, False Cypress, Hawthorn, Magnolia, Japanese Maple, Red Maple, White Pine, Willow, Yew

**Ground Covers & Flowers**

African Daisy, Ajuga, Annual Indian Blanket, Annual Stalice, Astilbe, Baby Blue Eyes, Baby's Breath, Begonia, Bellflower, Bird's Eyes, Black-Eyed Susan, Bleeding Hear, Blue Bells, Blue Flax, California Poppy, Candytuft, Catchfly, Chrysanthemum, Coleus, Columbine, Coreopsis, Corn Poppy, Cosmos, Creeping Zinnia, Dames Rocket, Day Lily, Dwarf Columbine, Dwarf Cornflower, Dwarf Lance Leafed Coreopsis, English Ivy, English Wallflower, Euonymus, Forget-Me-Not, Gaillardia, Garland Chrysanthemum, Gazania, Geranium, Gillia, Globe Gillia, Hosta, Iris, Johnny Jump Up, Lemon Mint, Leopards-Bane, Liatris, Liriope, Maiden Pinks Missouri Primrose, Mountain Phlox, Periwinkle, Petunia, Photinia, Pimpernel, Prairie Coneflower, Purple Coneflower, Red Yarrow, Rocket Larkspur, Rocky Mountain Penstemom, Roman Chamomile, Rose, Scarlet Flax, Shasta Daisy, Siberian Wallflower, Small Burnet, Snapdragon, Snow-in-Summer, Soapwort, Spurred Snapdragon, Starflower, Sweet Alyssum, Sweet William, Tall Evening Primrose, Tall Godetia, Tall Plains Coreopsis, Tidy Tips, White Yarrow, Wild Thyme, Zinnia

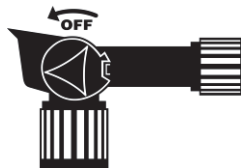
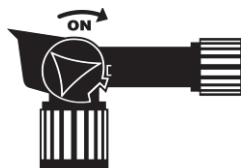
**Ornamental Grasses**

Big Bluestem, Blue Grama, Little Bluestem, Sideoats Grama

Spray only when wind speed is between 3 and 10 mph.

**HOW TO USE  
[ For Ready to spray hose  
end bottle]**

Shake Well Before Use



**[Optional Sprayer Directions 1]**

**CONNECT**

1. Shake well before use.
2. Connect sprayer to garden hose.
3. Turn on water.

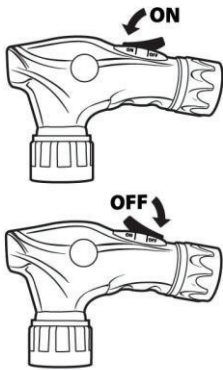


**SPRAY**

1. Extend hose to farthest area to be treated, point sprayer nozzle in direction to be sprayed.
2. Begin spraying <Insert sprayer-specific language here> *Hayes HP-2 and Calmar RTS sprayers:* Press lock tab while using other hand to turn sprayer valve to ON position. *Green Garden RTS sprayer:* Turn sprayer valve to ON position.
3. [Walk at a steady pace while spraying, using an even sweeping motion, and slightly overlap the treated areas. Work back toward the faucet to avoid walking over wet, treated grass.]

**FINISH**

1. To stop spraying, <Insert sprayer-specific language here.> *Hayes HP-2 RTS sprayer:* Press lock tab while using other hand to turn sprayer valve to OFF position. *Calmar & Green Garden RTS sprayers:* turn sprayer valve to OFF position.
2. Turn off water at faucet.
3. Relieve water pressure in hose by turning sprayer valve back to [ON] [WATER] position until water slows to a drip then turn sprayer valve to OFF position.
4. Disconnect sprayer from hose.



**[Optional Sprayer Directions 2]**

**[CONNECT**

1. Shake well before use.
2. Securely Connect sprayer to garden hose.
3. Be sure that ON/OFF Switch is in OFF position, toward hose end of sprayer.
4. Turn on water at faucet.
5. For first time use, remove plastic shipping lock from beneath switch.

**SPRAY**

1. Extend hose to farthest area to be treated, point sprayer nozzle in direction to be sprayed.
2. Begin spraying - Push ON/OFF Switch forward into ON position.
3. Walk at a steady pace while spraying, using an even sweeping motion, and slightly overlap treated areas. Work back toward faucet to avoid walking over wet, treated grass.

**FINISH**

1. To stop spraying, push ON/OFF Switch to OFF position.
2. Turn off water at faucet.
3. Relieve water pressure in hose by turning ON/OFF Switch back to ON position until water slows to a drip, then return ON/OFF switch to OFF position.
4. Disconnect sprayer from hose.]

**HOW TO USE**  
[ For Concentrate bottle]

Shake Well Before Use

Spray only when wind speed is between 3 and 10 mph.

**PUMP-UP TANK SPRAYERS (Best for spot spraying individual [listed] [\*] weeds)**

1. Add appropriate amounts of water & product to sprayer tank – 3.2 fl. oz. (6 ½ Tbs) product in 1 gallon of water treats 500 sq. ft.
2. Close sprayer, shake well & pressurize. [Adjust nozzle to a coarse spray.] [[Apply as a medium or coarser spray (ASABE standard S-572).] {one of these options to be used}  
Large Areas – Apply evenly over area.  
Individual [listed] [\*] Weeds – Hold tip of wand about 12 inches from [listed] [\*] weed, aim at center of [listed] [\*] weed and spray.
3. Occasionally re-pressurize sprayer to maintain a good spray pattern.

**DIAL STYLE HOSE-END SPRAYERS (Best for spraying large areas of the lawn)**

1. Fill sprayer jar with enough product for area to be treated – 3.2 fl. oz. (6 ½ Tbs) product treats 500 sq. ft. **DO NOT ADD WATER!**
2. Close sprayer, set dial and apply.
3. Pour any unused product back into this original container.

**CONCENTRATE-PLUS-WATER HOSE-END SPRAYERS (Best for spraying large areas of the lawn)**

1. Pour product into sprayer jar to the required fluid ounce level – 3.2 fl. oz. (6 ½ Tbs) treats 500 sq. ft.
2. Add the appropriate amount of water to the gallons level.
3. Replace sprayer top, shake well and apply.

**FOR BEST RESULTS  
WHEN TO APPLY**


- Spray when [listed] [\*] grass weeds are small and actively growing and temperature is below 90°F
- To control Bermudagrass, up to seven applications spaced one month apart may be required. Make the first application in the spring when the Bermudagrass begins to green up. Repeat the following growing season if necessary.
- Do not make more than-three applications per year.
- Before treating new or renovated lawns,
  - new grass seedlings must be at least 1 month old (3 months for Kentucky bluegrass)
  - Kentucky bluegrass sod must be at least 1 month since installation
- Treated fescue and perennial ryegrass lawns may be re-seeded immediately after application, however, wait 3 weeks after application to Kentucky Bluegrass before reseeding.
- Do NOT use around [these ornamental plants]: barharbor juniper, philodendron, pittosporum, podocarpus, salvia.


**MOWING:** Do not mow for 24 hours after (spraying) [application].

**WATERING:** If lawn is dry, water 1 to 2 days before or within 1 day after using this product. Rain or watering 1 hour after application will not wash away effectiveness.

<b>HOW IT WORKS</b>	Crabgrass Killer R-T-S Herbicide contains a patented Bayer herbicide proven to control bermudagrass, crabgrass, & other [listed] [*] grass weeds down to the roots without harming the lawn or other desirable plants. This product is absorbed by the [listed] [*] weed leaves therefore thorough coverage is important to ensure best control. Visible effects usually appear within 4 – 10 days as yellowing &/or reddening of the [listed] [*] grass weed leaves.
---------------------	---

<b>KILLS GRASS WEEDS</b>	
Bermudagrass [controls]Crabgrass (Large/Hairy, Smooth), Barnyardgrass, Foxtail, Goosegrass (Silver Crabgrass), Japanese Stiltgrass, Johnsongrass (seedling), Panicum, Sandbur	

	Do not allow people (other than applicator) or pets on treatment area during application and until spray has dried.
---	---

<b>Storage and Disposal</b>	
<b>Pesticide Storage:</b>	Store in original container in a cool, dry place, out of the reach of children, preferably a locked storage cabinet. Protect from freezing.
<b>Container Handling:</b> 	<p><b>If empty:</b> Non-refillable container. Do not reuse or refill this container. Place in trash or offer for recycling if available.</p> <p><b>If partly filled:</b> Call your local solid waste agency or toll free 1-877-229-3724 for disposal instructions. Never place unused product down any indoor or outdoor drain.</p>

**NOTICE:** Research and testing have determined that the “Directions for Use” are appropriate for the proper use of this product under expected conditions. To the extent consistent with applicable law, the Buyer assumes responsibility for lack of performance or safety if not used according to the directions

**\*Money Back Guarantee:** If you are not satisfied with this product, we will gladly refund your original purchase price.

Net Contents 32 fl. oz. (946 mL) or 1 gal (3.78 L)

BioAdvanced™ [Fortifend Advanced™] [Bianova Advanced™] is a trademark of SBM Life Science Corp.

EZ-Grip™ and Ergo-Grip™ are Trademarks of SBM Life Science Corp.



**Produced For**  
**[Distributed By]**

**SBM Life Science Corp.**  
**1001 Winstead Drive, Suite 500**  
**Cary, North Carolina 27513**

Crab Grass Killer RTS (MASTER) 07/01/22

---

[Optional Marketing Claims]

- (Systemic herbicide) Kills crabgrass to the root
- Kills crabgrass and other [listed] [\*] grass weeds to the root
- Kills crabgrass and other [listed] [\*] weeds in one easy step
- Kills crabgrass (and other listed grass weeds) – to the roots
- Will not harm [listed] [\*] lawns† - (when used as directed)
- Kills the weed, but won't harm [listed] [\*] lawns† - (when used as directed)
- Pre-mixed and ready to spray
- No mixing and measuring
- Just hook to hose [and spray]
- Kills post emergent [listed] [\*] grass weeds
- Even kills large Crabgrass [to the root]
- [Even] kills hard to control crabgrass
- Systemic activity kills to the root
- One quart covers 5,000 square feet
- Miss your pre-emergent weed application? It's not too late to stop crabgrass. Kills post emergent [listed] [\*] grass weeds
- Stop crabgrass now
- Now you can control (post emergent) crabgrass
- Can be used throughout growing season
- Eliminates [listed] [\*] crabgrass so your lawn can flourish
- [For use on] [Can [also] be used] [around] [most] [many] [a wide range of] Flowers, Trees and Shrubs
- Eliminates grass weeds around ornamental flowers, trees and shrubs – won't harm the ornamentals
- Rainproof in one hour
- Treat your whole lawn
- [Curbs] [Knocks back] [Controls] Bermudagrass
- Controls Bermudagrass in Lawns
- Even Controls Crabgrass
- Controls Bermudagrass & Crabgrass in One Easy Step
- Won't Harm [listed] [\*] Lawns\*\* [When used as Directed]
- Controls the [listed] [\*] Weed, but Won't Harm [listed] [\*] Lawns\*\* [when used as directed]
- Attach to Hose and Spray
- 100% Satisfaction Guaranteed\* [Or Your Money Back]
- Won't Harm Your Lawn\*\* [When used as directed]
- Won't Harm Lawns\*\* [When used as directed]
- One Pint Treats 2,500 Square feet
- Hook to Hose and go!
- Kills [listed] [\*] grass weeds in flower beds
- For use on Kentucky Bluegrass<sup>1</sup>, Perennial Ryegrass, and Fescue (fine & tall) Lawns. Not for use on Bermudagrass, Bentgrass, St. Augustine (including Floratam), Centipede, Bahia or Zoysiagrass Lawns
- Treats 20,000 square feet [1 gal size]
- [For use] [Can be used] on [listed] [\*] lawns
- Large [yard][area] formula [Treats 20,000 square feet]
- Easy hold
- EZ Spray
- One-touch sprayer
- Ergo-Grip™
- Simple spray
- EZ-Grip™
- One touch
- Spray n go
- Thumb switch
- Handy spray

- EZ touch
- One-touch application
- Bonus [X] oz size – [X]% more than [X] oz size
- Now covers [XXX] [square] [sq] feet
- Bonus [X] oz size
- Bonus Value
- Bonus [Size] [XX% More] [vs. XX oz size]
- [XXX] oz makes [XXX] gallon[s] of spray
- Use on [listed][\*] lawns
- Use on [listed][\*] lawns & around established ornamentals
- Kills [Tough], [Hard to Kill], [Large], [Crabgrass] [Grassy Weeds] [to the root]
- \*See Quick Facts & Where to Use sections on back booklet

Marketing Claim for Brand Name Change:

New Name. Same Great Results.

New Name. Same Familiar Formula.

New Name. Same Performance.

<sup>1</sup>Temporary discoloration may occur on Kentucky bluegrass lawns, but they will recover.

\*listed [Note to PM: The word "listed" can appear as a footnote with the appropriate phrase, such as \*listed pests/weeds]

\*\*When used as directed

[ART]

 <p>READ THE LABEL FIRST</p>	 <p>TO YOUR FROM OUR LABS YOUR YARD</p>
 <p>DEVELOPED IN OUR PROTECTION FOR YOUR YARD INNOVATION LABS</p>	 <p>TO PROTECT LAB-DEVELOPED SOLUTIONS YOUR YARD</p>
 <p>SATISFACTION 100% GUARANTEED</p>	