



UNITED STATES ENVIRONMENTAL PROTECTION AGENCY
WASHINGTON, DC 20460

OFFICE OF CHEMICAL SAFETY
AND POLLUTION PREVENTION

May 22, 2017

Ms. Norma Pangilinan
Head of Regulatory Affairs NA
SBM Life Science Corp.
1001 Winstead Dr., Suite 500
Cary, NC 27513

Subject: Notification per PRN 98-10 – Updating company name, registration number, and websites, and adding alternate brand names
Product Name: Lawn Herbicide JD Ready-to-Use
EPA Registration Number: 92564-2
Application Date: April 10, 2017
Decision Number: 528636

Dear Ms. Pangilinan:

The Agency is in receipt of your Application for Pesticide Notification under Pesticide Registration Notice (PRN) 98-10 for the above referenced product. The Registration Division (RD) has conducted a review of this request for its applicability under PRN 98-10 and finds that the action requested falls within the scope of PRN 98-10.

The label submitted with the application has been stamped “Notification” and will be placed in our records. The following alternate brand names have been added to the product record:

Bianova Advanced Southern Weed Killer for Lawns Ready-To-Use
BioAdvanced Southern Weed Killer for Lawns Ready-To-Use
BioAdvanced Science-Based Solutions Southern Weed Killer for Lawns Ready-To-Use
Fortifend Advanced Southern Weed Killer for Lawns Ready-To-Use
Bianova Advanced Weed Killer for Lawns Ready-To-Use
BioAdvanced Weed Killer for Lawns Ready-To-Use
BioAdvanced Science-Based Solutions Weed Killer for Lawns Ready-To-Use
Fortifend Advanced Weed Killer for Lawns Ready-To-Use

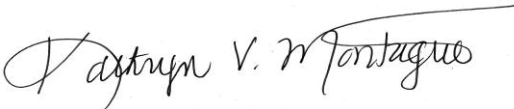
Should you wish to add/retain a reference to the company’s website on your label, then please be aware that the website becomes labeling under the Federal Insecticide Fungicide and Rodenticide Act and is subject to review by the Agency. If the website is false or misleading, the product would be misbranded and unlawful to sell or distribute under FIFRA section 12(a)(1)(E). 40 CFR 156.10(a)(5) list examples of statements EPA may consider false or misleading. In addition, regardless of whether a website is referenced on your product’s label, claims made on the website may not substantially differ from those claims approved through the registration process. Therefore, should the Agency find or if it is brought to our attention that a website contains false

Page 2 of 2
EPA Reg. No. 92564-2
Decision No. 528636

or misleading statements or claims substantially differing from the EPA approved registration, the website will be referred to the EPA's Office of Enforcement and Compliance.

If you have any questions, you may contact Kathryn Montague at 703-305-1243 or via email at montague.kathryn@epa.gov .

Sincerely,

A handwritten signature in black ink that reads "Kathryn V. Montague". The signature is written in a cursive style with a long horizontal flourish extending to the right.

Kathryn Montague, Product Manager 23
Herbicide Branch
Registration Division (7505P)
Office of Pesticide Programs

NOTIFICATION

92564-2

The applicant has certified that no changes, other than those reported to the Agency have been made to the labeling. The Agency acknowledges this notification by letter dated:

05/22/2017

(FRONT PANEL)

Lawn Herbicide JD Ready-To-Use

[**ABN:** Bayer Advanced Southern Weed Killer for Lawns Ready-To-Use; Bayer Advanced Weed Killer for Lawns Ready-To-Use; **Bianova Advanced Southern Weed Killer for Lawns Ready-To-Use; BioAdvanced Southern Weed Killer for Lawns Ready-To-Use; BioAdvanced Science-Based Solutions Southern Weed Killer for Lawns Ready-To-Use; Fortifend Advanced Southern Weed Killer for Lawns Ready-To-Use; Bianova Advanced Weed Killer for Lawns Ready-To-Use; BioAdvanced Weed Killer for Lawns Ready-To-Use; BioAdvanced Science-Based Solutions Weed Killer for Lawns Ready-To-Use; Fortifend Advanced Weed Killer for Lawns Ready-To-Use**]

Formatted: Font: 16 pt, Bold, Highlight

Formatted: Font: 16 pt, Bold

Formatted: Highlight

ACTIVE INGREDIENTS:

2,4-D, dimethylamine salt	0.311 %
Mecoprop-p, dimethylamine salt	0.075 %
Dicamba, dimethylamine salt	0.034 %

OTHER INGREDIENTS: 99.580 %

Net Contents: 16 fl. oz. (473 mL) or 24 fl. oz. (709 mL) or 1 gallon (3.78 L) or 1.3 gallon (4.91L)

KEEP OUT OF REACH OF CHILDREN

CAUTION

See Back Panel [Booklet] for Additional Ingredients and Precautionary Statements

[] Information is optional


(BACK PANEL)

[This product] [Lawn Herbicide JD Ready-To-Use] kills listed broadleaf weeds[*] in St. Augustine and other Southern lawns. This formula kills Dollarweed, Spurge, Oxalis and Dandelion without harming your lawn. Controlling listed weeds[*] in your lawn has never been easier.

[READ THE LABEL FIRST!] [IMPORTANT! READ BEFORE USE]

QUICK FACTS

- Kills listed Broadleaf weeds[*] in Southern Grasses
- [Contains SmartTrack™, a non-staining marker that indicates where you've sprayed]
- Kills the [listed] Weed[*], to the root
- Won't Harm Your Lawn†

KILLS	Broadleaf weeds such as Dollarweed, Spurge, Oxalis, Chickweeds, Clovers, Dandelion and other listed weeds
WHERE TO USE	On Lawns † (When used as directed; do not use on Carpetgrass, Dichondra or Flortam variety of St. Augustinegrass.)
WHEN TO USE	When weeds are actively growing
	For questions or comments, call toll-free 1-877-229-3724 BayerAG or visit us on-line at www.Bayeradvanced.com / www.BioAdvanced.com / www.bianovaadvanced.com / www.BioAdvancedScienceBasedSolutions.com / www.fortifendadvanced.com

- Formatted: Highlight
- Formatted: Highlight
- Formatted: Highlight
- Formatted: Highlight

FOR OUTDOOR RESIDENTIAL USE ONLY

ACTIVE INGREDIENTS:

2,4-D, dimethylamine salt	0.311 %
Mecoprop-p, dimethylamine salt	0.075 %
Dicamba, dimethylamine salt	0.034 %

OTHER INGREDIENTS*..... 99.580 %

TOTAL: 100.000 %

EPA Reg. No. 72155-2 92564-2 EPA Est. No. XXXX-AA-XX

Formatted: Highlight

FIRST AID

If in eyes	<ul style="list-style-type: none"> ▪ Hold eye open and rinse slowly and gently with water for 15 to 20 minutes. ▪ Remove contact lenses, if present, after the first 5 minutes, then continue rinsing eye. ▪ Call a poison control center or doctor for further treatment advice.
If swallowed	<ul style="list-style-type: none"> ▪ Call a poison control center or doctor immediately for treatment advice. ▪ Have person sip a glass of water if able to swallow. ▪ Do not induce vomiting unless told to do so by a poison control center or doctor. ▪ Do not give anything by mouth to an unconscious person.
If on skin or clothing	<ul style="list-style-type: none"> ▪ Take off contaminated clothing. ▪ Rinse skin immediately with plenty of water for 15 – 20 minutes. ▪ Call a poison control center or doctor for further treatment advice.
NOTE: When calling poison control center, have this product label accessible. If seeking treatment at an emergency room or doctor's office, bring this product label to show medical personnel. You may call toll-free 877-229-3763 for medical emergency information. Active Ingredients: 0.311% 2,4-D, dimethylamine salt [CAS # 2008-39-1], 0.258% acid equivalent; 0.075% Mecoprop-p, dimethylamine salt [CAS # 66423-09-4], 0.062% acid equivalent; and 0.034% Dicamba, dimethylamine salt [CAS # 2300-66-5], 0.028% acid equivalent.	

PRECAUTIONARY STATEMENTS

HAZARDS TO HUMANS AND DOMESTIC ANIMALS

CAUTION

- Causes moderate eye irritation. Harmful if swallowed. Harmful if absorbed through skin.
- Avoid contact with skin, eyes, or clothing.
- Wash thoroughly with soap and water after handling and before eating, drinking, chewing gum, using tobacco or using the toilet.
- Wear long-sleeved shirt, long pants, shoes, socks, and gloves.
- Remove and wash contaminated clothing before reuse.

ENVIRONMENTAL HAZARDS

This pesticide is toxic to fish and aquatic invertebrates and may adversely affect non-target plants. Do not apply directly to water. Do not contaminate water when disposing of equipment wash waters or rinsate.

To protect the environment, do not allow pesticide to enter or run off into storm drains, drainage ditches, gutters or surface waters. Applying this product in calm weather when rain is not predicted for the next 24 hours will help to ensure that wind or rain does not blow or wash pesticide off the treatment area.

DIRECTIONS FOR USE

It is a violation of Federal Law to use this product in a manner inconsistent with its labeling.

For best results, read and follow all label directions.

BEFORE YOU USE

Read and follow directions when using.

- Do not apply directly to or near water, storm drains, gutters, sewers, or drainage ditches. Do not apply within 25 feet of rivers, fish ponds, lakes, streams, reservoirs, marshes, estuaries, bays and oceans. Do not apply when windy. To prevent product run-off, do not over water the treated areas to the point of runoff or apply when raining or when rain is expected that day.
- Avoid drift of spray mist onto vegetables, flowers, ornamental plants, shrubs, trees and other desirable plants.
- Apply when wind is calm.
- Do not apply this product in a way that will contact any person or pet, either directly or through drift. Keep people and pets out of the area during application.

<p>HOW TO APPLY</p> <p>SHAKE WELL BEFORE USE</p>	<ul style="list-style-type: none"> Adjust spray nozzle to give a coarse spray. Hold sprayer about 12 inches from weed. Aim at center of weed. NOTE: Over-applying could damage Bentgrass, Centipede and St. Augustine (including Floratam) grasses. Do not squirt the same weed more than twice (two pulls on the trigger sprayer) in a four-week period. This is enough to control weeds without harming sensitive lawn grasses. [Non-Staining marker indicates where product was applied.]
<p>FOR BEST RESULTS</p>	<ul style="list-style-type: none"> Apply when weeds are actively growing. Rainfall or watering one hour after application will not wash away effectiveness.
<p>HOW THIS PRODUCT WORKS</p>	<p>This product is a <i>selective</i> [lawn] herbicide – it <i>selectively</i> kills weeds in the lawn but won't harm the lawn itself. It is a blend of proven weed killers designed to get broadleaf weeds such as dollarweed, spurge and oxalis. [This product works on broadleaf weeds by speeding up their growth, the new tissues block the food transport system (phloem), certain parts of the plants starve e.g., the roots, and the plants die.]</p>
<p>REFILL</p>	<p>This bottle may be refilled with Lawn Herbicide JD Concentrate [or other EPA-accepted alternate brand name for that product] (EPA Reg No. 72455-4-92564-4) when empty. Do not refill with any other product. Refilling the sprayer with Lawn Herbicide JD Concentrate:</p> <p>[REFILL] [Option for refilling 1.3 gallon [Ergo Grip Sprayer] bottle]</p> <ul style="list-style-type: none"> Open the refill port cap. Add 5.1 fl. oz. Lawn Herbicide JD Concentrate [or other EPA-accepted alternate brand name for that product] (EPA Reg. No. 72455-4-92564-4) to spray bottle. Fill sprayer with water to 1 gallon fill line. Replace cap, tighten, and shake well. <p>[Refill Option] Refilling the [XX] gallon [Ergo Grip] sprayer from the [X] gallon size Lawn Herbicide JD Ready-To-Use package: 1. Open refill port cap 2. Fill bottle with desired amount, using the Lawn Herbicide JD Ready-To-Use product. 3. Replace refill port cap, tighten and shake well</p>

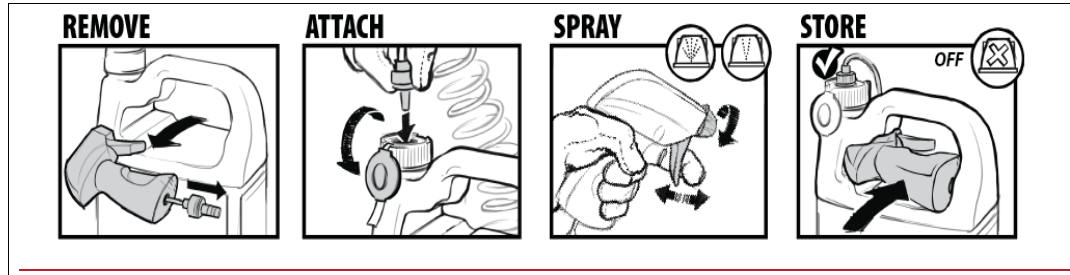


Formatted: Highlight

Formatted: Highlight

KILLS [AND] [CONTROLS]	Annual yellow sweetclover Aster Austrian fieldcress Bedstraw Beggarticks Betony, Florida Bindweed, field Bird vetch Bitter wintercress Bittercress, hairy Bitterweed Black-eyed Susan Black medic Black mustard Blackseed plantain Blessed thistle Bloodflower milkweed Blue lettuce Blue vervain Bracted plantain Brassbuttons Bristly oxtongue Broadleaf dock Broadleaf plantain Broomweed Buckhorn Buckhorn plantain Bulbous buttercup Bull thistle Bullnettle Burclover Burdock Burning nettle Burweed Buttercup Buttonweed Canada thistle Carolina geranium Carpetweed Catchweed bedstraw Catnip Catsear Chickweed, common Chickweed, mouseear Chicory Cinquefoil Clover, crimson Clover, hop Clover, red Clover, strawberry Clover, sweet Clover, white	Cockle Cocklebur Common mullein Creeping charlie Creeping jenny Cudweed Curly dock Daisy, English Daisy, fleabane Daisy, oxeye Dandelion Dichondra Dogbane Dogfennel Dollarweed Elderberry False dandelion False flax False sunflower Fiddleneck Florida pusley Frenchweed Galinsoga Goathead Goldenrod Ground ivy Gumweed Hairy fleabane Hawkweed Healall Heartleaf drymary Heath aster Hedge bindweed Hedge mustard Hemp Henbit Hoary cress Hoary plantain Hoary vervain Horsenettle Jimsonweed Knawel Knotweed Kochia Lambsquarters Lespedeza Mallow Matchweed Mexicanweed Milk vetch Morningglory Mouseear hawkweed	Mugwort Musk thistle Mustard Narrowleaf plantain Narrowleaf vetch Nettle Orange hawkweed Oriental cocklebur Oxalis Parsley-piert Parsnip Pearlwort Pennycress Pennywort Pepperweed Pigweed Pineywoods bedstraw Plains coreopsis (tickseed) Plantain Poison ivy Poison oak Pokeweed Poorjoe Prairie sunflower Prickly lettuce Prickly sida Prostrate knotweed Prostrate pigweed Prostrate spurge Prostrate vervain Puncturevine Purslane, common Ragweed Red sorrel Redroot pigweed Redstem filaree Rough cinquefoil Rough fleabane Russian pigweed Russian thistle Scarlet pimpernel Scotch thistle Sheep sorrel Shepherdspurse Slender plantain Smallflower galinsoga Smooth dock Smooth pigweed Sorrel Sowthistle Spanishneedles Speedwell	Spiny amaranth Spiny cocklebur Spiny sowthistle Spotted catsear Spotted spurge Spurweed Stinging nettle Strawberry, India mock Tall nettle Tall vervain Tansy mustard Tanweed Thistle Trailing crownvetch Tumble mustard Tumble pigweed Velvetleaf Venice mallow Virginia buttonweed Virginia creeper Virginia pepperweed Water pennywort Wavyleaf bullthistle Western clematis Western salsify White mustard Wild aster Wild buckwheat Wild carrot Wild four-o'clock Wild garlic Wild geranium Wild lettuce Wild marigold Wild mustard Wild onion Wild parsnip Wild radish Wild rape Wild strawberry Wild sweet potato Wild vetch Woodsorrel Woolly croton Woolly morningglory Woolly plantain Wormseed Yarrow Yellow rocket Yellowflower pepperweed
-----------------------------------	--	--	---	--

[For 1 gallon]



ATTACH SPRAYER

- Remove sprayer from bottle and extend hose.
- Open flip-cap on bottle.
- Insert hose and plug into flip-cap opening until it snaps into place.

SPRAY

- Adjust nozzle to stream or spray position.
- Point sprayer downward and squeeze trigger repeatedly until liquid is released.

AFTER USE

- Turn sprayer nozzle to X (off) position.
- Do not unplug hose.
- Return sprayer to bottle. Sprayer will snap into place.

[Optional directions for packaging in 1.3 gal pump sprayer]

[Option 2]

How To Use Your Sprayer:

1. **Remove ERGO-GRIP spray wand from pocket**
 - Remove wrap from coiled hose
 - Remove protective battery strip from sprayer handle

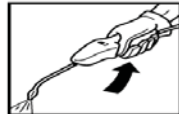


2. REMOVE STICKER & CAP COVER



3. **CONNECT HOSE TO CAP**
Insert plug at end of coiled hose into hole on cap and push firmly until secure.

Remove sticker and cap cover before inserting hose plug.



4 AA Batteries Included
For important battery information –

see booklet.

4. OPEN SPRAY WAND

- Unfold spray wand until it snaps into place
- Point spray nozzle away from body.
- Adjust spray nozzle to desired setting.

5. TURN POWER ON

- Slide OFF-ON switch to ON position.

6. SQUEEZE

- Squeeze trigger to dispense product. Sprayer may require several seconds to prime before product is released.
- Release trigger to stop spraying.

After Use

- Slide OFF-ON switch to OFF position.
- Do not unplug hose. Leave connected to cap.
- Turn spray nozzle to the off position.
- Fold spray wand down against sprayer handle.
- Return ERGO-GRIP spray wand to pocket for storage.

To Replace Batteries

- Open battery compartment [with a small screwdriver].
- Remove used batteries and replace with new batteries in correct position as indicated inside battery compartment.
- Securely close battery compartment door [and screw closed].

Proper use of Batteries

- Never mix old batteries with new.
- Do Not mix Alkaline with Standard (carbon zinc) or Rechargeable (nickel cadmium) batteries.
- When storing sprayer for long periods, remove batteries to prevent leakage.

Dispose of used batteries according to manufacturer's instructions or in household trash.



- Do not allow people or pets to enter the treated area until sprays have dried.

STORAGE AND DISPOSAL

Do not contaminate water, food, or feed by storage or disposal.

PESTICIDE STORAGE

Store in original container in a cool dry place, out of the reach of children, preferably a locked storage cabinet.

PESTICIDE DISPOSAL AND CONTAINER HANDLING:



If empty:

- Non-refillable container. Do not refill or reuse this container, EXCEPT to refill with another product referenced on this label.
- Place empty container in trash or offer for recycling if available.

If partly filled:

- Call your local solid waste agency toll free 1-877-229-3724 for disposal instructions.
- Never place unused product down any indoor or outdoor drain.

NOTICE: Research and testing have determined that the "Directions For Use" are appropriate for the proper use of this product under expected conditions. To the extent consistent with applicable law, the Buyer assumes responsibility for lack of performance or safety if not used according to the directions.

Produced for

Formatted: Highlight

Distributed by

Formatted: Highlight



www.bayeradvanced.com

SBM Life Science Corp

1001 Winstead Drive, Suite 500

Cary, North Carolina 27513

A Business Unit of Bayer CropScience LP

P.O. Box 12014, 2 T.W. Alexander Drive

Research Triangle Park, North Carolina—27709

Formatted: Highlight

Lawn Herbicide JD RTU (PENDING) 04/07/2017

[Marketing Claims]

- 30% more* (* than 1 gallon size)
- 25% more* (*than 1 gallon size)
- XX% more* (*than XX size)
- ERGO-GRIP Spray Wand
- Grip controlled sprayer reduces hand fatigue
- Grip control make it easier to spray
- Contours and grip control reduce hand fatigue
- Contours and grip control make it easy to spray
- Contours and grip control take the pressure off your hands
- Contours and grip control for better comfort
- Grip controlled sprayer for your comfort
- Grip control and contours for easier spraying
- Contoured grip control for your comfort
- Contoured grip control reduces hand fatigue
- Comfortable, accurate, easy to store
- Designed for comfort, accuracy, easy storage
- Refillable
- Easy to Use Power Sprayer
- Easy to Use
- No Pumping
- Battery Powered Sprayer
- Targets Listed Weeds
- No messy Cleanup
- Faster [Coverage]Than Pull & Spray
- Just Point & Shoot
- Save Time & Energy
- Always Ready-To-Spray
- No More Squeeze, Squeeze, Squeeze
- The Easiest Way to Spray
- No Pulling – Just Point &Shoot
- No More Tired Hands
- No [More] Hand Fatigue
- Revolutionary [Applicator] [Sprayer] 100% Satisfaction Guaranteed[*] (or your money back)
- [*]Money Back Guarantee: If you are not satisfied with this product, we will gladly refund your original purchase price.
- Refillable!
- SmartTrack™ Marker Shows Treated Weeds
- Contains SmartTrack™, a Non-Staining Marker [that Indicates Where You've Sprayed]
- Kills listed weeds
- Kills hard-to-control listed weeds[*]
- Won't harm lawns†
- Gets the root
- Kills over 200 types of listed weeds[*]
- Systemic
- Kills the listed weeds[*], not the lawn†
- Kills listed Broadleaf weeds[*] in St. Augustine & other Southern Lawns
- SmartTrack™ Marker Shows Treated Weeds
- Kills listed Broadleaf weeds[*]
- 100% Satisfaction Guaranteed* (or your money back)
- Kills 200+ listed Weeds[*]
- For St. Augustine & Other Southern Lawns

- Kills listed Broadleaf Weeds[*] in Southern Lawns
- Ideal for Spot Treatment
- Rainproof in one hour
- Refill
- [Can be used to] Refill [for] [Ergo Grip] [1.3 Gallon [Sprayer] [Bayer Advanced] [product name]
- Bonus [X] oz size – [X]% more than [X] oz size
- Now covers [XXX] [square] [sq] feet
- Bonus [X] oz size
- Bonus value - [X]% more [vs [X] oz size]

Marketing Claim for Brand Name Change:

New Name. Same Great Results.

New Name. Same Familiar Formula.

New Name. Same Performance.

*listed (Note to PM: The word "listed" can appear as a footnote with the appropriate phrase, such as *listed pests/weeds)

† When used as directed

[*]Money Back Guarantee: If you are not satisfied with this product, we will gladly refund your original purchase price.

Formatted: Indent: Left: 0"

Formatted: Highlight