



OFFICE OF CHEMICAL SAFETY AND POLLUTION PREVENTION

WASHINGTON, D.C. 20460

July 5, 2024

Stephanie L. Herring
Agent
Willowood Glyphosate, LLC
1887 Whitney Mesa Drive #9740
Henderson, NV 89014

Subject: Notification per PRN 98-10 – Marketing Language and Minor Updates
Product Name: Willowood Glypho 41%
EPA Registration Number: 92474-5
Application Date: 12/5/2023
Case Number: 493784

Dear Stephanie Herring:

The Agency is in receipt of your Application for Pesticide Notification under Pesticide Registration Notice (PRN) 98-10 for the above referenced product. The Registration Division (RD) has conducted a review of this request for its applicability under PRN 98-10 and finds that the action requested falls within the scope of PRN 98-10.

The label submitted with the application has been stamped “NOTIFICATION” and placed in our records.

Should you wish to add/retain a reference to the company’s website on your label, then please be aware that the website becomes labeling under the Federal Insecticide, Fungicide, and Rodenticide Act (FIFRA) and is subject to review by the Agency. If the website is false or misleading, the product would be misbranded and unlawful to sell or distribute under FIFRA section 12(a)(1)(E). 40 CFR 156.10(a)(5) lists examples of statements EPA may consider false or misleading. In addition, regardless of whether a website is referenced on your product’s label, claims made on the website may not substantially differ from those claims approved through the registration process. Therefore, should the Agency find or if it is brought to our attention that a website contains false or misleading statements or claims substantially differing from the EPA approved registration, the website will be referred to the EPA’s Office of Enforcement and Compliance.

If you have any questions, please contact Sarah Meadows at 202-566-2828 or at meadows.sarah@epa.gov.

Sincerely,

A handwritten signature in black ink, appearing to read "Emily Schmid". The signature is fluid and cursive, with a small "FOR" written below the end of the signature.

Emily Schmid, Product Manager 25
Herbicide Branch
Registration Division (7505P)
Office of Pesticide Programs

[Master Label]

GLYCINEGROUP9HERBICIDE

Willowood Glypho 41%

[Sub-Label A - Pages 2-57: Food-Crop Uses]
[Herbicide for ~~Roundup Ready~~®Glyphosate-resistant ~~C~~crops].
[Selective broad-spectrum weed control in Glyphosate-resistant ~~Roundup Ready~~® crops.]
[Non-selective, broad-spectrum weed control for many agricultural systems and farmsteads.]

[Glyphosate Plus Surfactant]
[Contains 10% Surfactant]

[Sub-Label B - Pages 58-82: Industrial, Turf, & Ornamental Uses]
[Non-Selective, broad spectrum weed control for Non-Crop Areas and Industrial Sites, Forestry Site Preparation, Ornamentals, Plant Nurseries and Christmas Trees, Parks, Recreational and Residential Areas, Railroads, Roadsides, Utility Sites]
[Complete broad-spectrum post-emergence herbicide for non-crop, industrial, turf, and ornamental area grass and weed control]
~~[<PRODUCT NAME> contains Glyphosate, the same active ingredient used in <BRAND NAME>™ or ®.]~~ [Glyphosate Plus Surfactant]
[Contains 10% Surfactant]

AVOID CONTACT OF HERBICIDE WITH FOLIAGE, GREEN STEMS, EXPOSED NON-WOODY ROOTS OR FRUIT OF CROPS (EXCEPT AS SPECIFIED FOR INDIVIDUAL GLYPHOSATE-RESISTANT ROUNDUP READY® CROPS), DESIRABLE PLANTS AND TREES, BECAUSE SEVERE INJURY OR DESTRUCTION MAY RESULT.

Active Ingredient:	By Weight
*Glyphosate, N-(phosphonomethyl)glycine, in the form of its isopropylamine salt	41.0%
Other Ingredients:	59.0%
Total:	100.0%
*Contains 480 grams per liter or 4 lbs. per U.S. gallon of the active ingredient glyphosate, in the form of its isopropylamine salt. Equivalent to 356 grams per liter or 3 lbs. per U.S. gallon of the acid, glyphosate.	

KEEP OUT OF REACH OF CHILDREN
WARNING/AVISO

Si usted no entiende la etiqueta, busque a alguien para que se la explique a usted en detalle.
(If you ~~do not~~**DO NOT** understand the label, find someone to explain it to you in detail.)

FIRST AID	
If In Eyes:	<ul style="list-style-type: none">• Hold eye open and rinse slowly and gently with water for 15-20 minutes.• Remove contact lenses, if present, after the first 5 minutes, then continue rinsing eye.• Call a poison control center or doctor for further treatment advice.
If Inhaled:	<ul style="list-style-type: none">• Move person to fresh air.• If person is not breathing, call 911 or an ambulance, then give artificial respiration, preferably mouth-to-mouth, if possible.• Call a poison control center or doctor for treatment advice.
If Swallowed:	<ul style="list-style-type: none">• Call a poison control center or doctor immediately for treatment advice.• Have person sip a glass of water if able to swallow.• Do notDO NOT induce vomiting unless told to by a poison control center or doctor.• Do notDO NOT give anything by mouth to an unconscious person.
HOTLINE NUMBER	
Have the product container or label with you when calling a poison control center or doctor, or going for treatment. For 24-Hour Medical Emergency Assistance (Human or Animal), call: 1-800-222-1222 . For Chemical Emergency Assistance (Spill, Leak, Fire, or Accident), call CHEMTREC: 1-800-424-9300	

[Optional referral statements when booklets and container labels are used:
See Panel for First Aid Instructions and booklet for complete Precautionary Statements and Directions For Use.
See label booklet for complete Precautionary Statements, Directions For Use, and Storage and Disposal.
See label booklet for additional Precautionary Statements, Directions For Use, and Storage and Disposal.
See label booklet for complete Directions For Use.]

Not all products recommended on this label are registered for use in California. Check the registration status of each product in California before using.

Manufactured By [For]:
~~Willowood, LLC~~Willowood Glyphosate, LLC
EPA Est. No.:
~~385-Interlocken Crescent, Suite #240~~1887 Whitney Mesa Drive #9740
~~Broomfield, CO 80021~~Henderson, NV 89014

EPA Reg. No.: 92474-5

NOTIFICATION

92474-5

Net Contents: _____[Gal./L]

The applicant has certified that no changes, other than those reported to the Agency have been made to the labeling. The Agency acknowledges this notification by letter dated:

7/5/2024

[Sub-Label A - Pages 2-57: Food-Crop Uses]

GLYCINE	GROUP	9	HERBICIDE
---------	-------	---	-----------

Willowood Glypho 41%

[Sub-Label A - Pages 2-57: Food & Non-Food Crop Uses]

[Herbicide for ~~Glyphosate-resistant Roundup Ready® C~~crops].

[Selective broad-spectrum weed control in ~~Glyphosate-resistant Roundup Ready®~~ crops.]

[Non-selective, broad-spectrum weed control for many agricultural systems and farmsteads.]

[Glyphosate Plus Surfactant]

[Contains 10% Surfactant]

AVOID CONTACT OF HERBICIDE WITH FOLIAGE, GREEN STEMS, EXPOSED NON-WOODY ROOTS OR FRUIT OF CROPS (EXCEPT AS SPECIFIED FOR INDIVIDUAL ~~GLYPHOSATE-RESISTANT ROUNDUP READY®~~ CROPS), DESIRABLE PLANTS AND TREES, BECAUSE SEVERE INJURY OR DESTRUCTION MAY RESULT.

Active Ingredient:

*Glyphosate, N-(phosphonomethyl)glycine, in the form of its isopropylamine salt 41.0%

Other Ingredients: 59.0%

Total: 100.0%

*Contains 480 grams per liter or 4 lbs. per U.S. gallon of the active ingredient glyphosate, in the form of its isopropylamine salt.

Equivalent to 356 grams per liter or 3 lbs. per U.S. gallon of the acid, glyphosate.

KEEP OUT OF REACH OF CHILDREN WARNING/AVISO

Si usted no entiende la etiqueta, busque a alguien para que se la explique a usted en detalle.

(If you ~~do not~~**DO NOT** understand the label, find someone to explain it to you in detail.)

FIRST AID	
If In Eyes:	<ul style="list-style-type: none"> Hold eye open and rinse slowly and gently with water for 15-20 minutes. Remove contact lenses, if present, after the first 5 minutes, then continue rinsing eye. Call a poison control center or doctor for further treatment advice.
If Inhaled:	<ul style="list-style-type: none"> Move person to fresh air. If person is not breathing, call 911 or an ambulance, then give artificial respiration, preferably mouth-to-mouth, if possible. Call a poison control center or doctor for treatment advice.
If Swallowed:	<ul style="list-style-type: none"> Call a poison control center or doctor immediately for treatment advice. Have person sip a glass of water if able to swallow. Do notDO NOT induce vomiting unless told to by a poison control center or doctor. Do notDO NOT give anything by mouth to an unconscious person.
<p align="center">HOTLINE NUMBER</p> <p>Have the product container or label with you when calling a poison control center or doctor, or going for treatment. For 24-Hour Medical Emergency Assistance (Human or Animal), call: 1-800-222-1222. For Chemical Emergency Assistance (Spill, Leak, Fire, or Accident), call CHEMTREC: 1-800-424-9300</p>	

[Optional referral statements when booklets and container labels are used:

See Panel for First Aid Instructions and booklet for complete Precautionary Statements and Directions For Use.

See label booklet for complete Precautionary Statements, Directions For Use, and Storage and Disposal.

See label booklet for additional Precautionary Statements, Directions For Use, and Storage and Disposal.

See label booklet for complete Directions For Use.]

Not all products recommended on this label are registered for use in California. Check the registration status of each product in California before using.

Manufactured By [For]:

~~8892474-5~~

~~Willowood, LLC~~Willowood Glyphosate, LLC

EPA Est. No.: _____

~~385 Interlocken Crescent, Suite #240~~1887 Whitney Mesa Drive #9740

~~Broomfield, CO 80021~~Henderson, NV 89014

EPA Reg. No.: ~~87290-~~

Net Contents: _____[Gal./L]

PRECAUTIONARY STATEMENTS

HAZARDS TO HUMANS AND DOMESTIC ANIMALS

Causes substantial but temporary eye injury. Harmful if inhaled or absorbed through skin. ~~Do not~~**DO NOT** get in eyes, on skin, or on clothing.

Domestic Animals: This product is considered to be relatively non-toxic to dogs and other domestic animals; however, ingestion of this product or large amounts of freshly sprayed vegetation may result in temporary gastrointestinal irritation (vomiting, diarrhea, colic, etc.). If such symptoms are observed, provide the animal with plenty of fluids to prevent dehydration. Call a veterinarian if symptoms persist for more than 24 hours.

PERSONAL PROTECTIVE EQUIPMENT (PPE)

Applicators and other handlers must wear:

- Long-sleeved shirt and long pants
- Shoes plus socks
- Protective eyewear

Follow manufacturer's instructions for cleaning/maintaining PPE. If no such instructions for washables exist, use detergent and hot water. Keep and wash PPE separately from other laundry.

ENGINEERING CONTROL STATEMENTS

When handlers use closed systems, enclosed cabs, or aircraft in a manner that meets the requirements listed in Worker Protection Standard (WPS) for agricultural pesticides [40 CFR 170.240(d)(4-6)], the handler PPE requirements may be reduced or modified as specified in the WPS.

USER SAFETY RECOMMENDATIONS

Users should:

- Wash hands before eating, drinking, chewing gum, using tobacco, or using the toilet.
- Remove clothing/PPE immediately if pesticide gets inside. Then wash thoroughly and put on clean clothing.

ENVIRONMENTAL HAZARDS

~~Do not~~**DO NOT** apply directly to water, to areas where surface water is present or to intertidal areas below the mean high water mark. ~~Do not~~**DO NOT** contaminate water when cleaning equipment or disposing of equipment washwaters.

PHYSICAL OR CHEMICAL HAZARDS

Spray solutions of this product should be mixed, stored and applied using only stainless steel, aluminum, fiberglass, plastic or plastic-lined steel containers.

~~DO NOT~~**DO NOT** MIX, STORE OR APPLY THIS PRODUCT OR SPRAY SOLUTIONS OF THIS PRODUCT IN GALVANIZED STEEL OR UNLINED STEEL (EXCEPT STAINLESS STEEL) CONTAINERS OR SPRAY TANKS. This product or spray solutions of this product react with such containers and tanks to produce hydrogen gas which may form a highly combustible gas mixture. This gas mixture could flash or explode, causing serious personal injury, if ignited by open flame, spark, welder's torch, lighted cigarette or other ignition source.

DIRECTIONS FOR USE

It is a violation of Federal law to use this product in any manner inconsistent with its labeling.

~~Do not~~**DO NOT** apply this product in a way that will contact workers or other persons, either directly or through drift. Only protected handlers may be in the area during application. For any requirements specific to your State or Tribe, consult the agency responsible for pesticide regulation. This labeling must be in the possession of the user at the time of pesticide application.

To the extent consistent with applicable law, grower assumes all responsibility for crop losses resulting from misapplication of this product.

ENDANGERED SPECIES PROTECTION REQUIREMENTS: This product may have effects on federally listed threatened or endangered species or their critical habitat in some locations. When using this product, you must follow the measures contained in the Endangered Species Protection Bulletin for the county or parish in which you are applying the pesticide. To determine whether your county or parish has a Bulletin, and to obtain that Bulletin, consult <http://www.epa.gov/espp/> or call 1-800-447-3813, no more than 6 months before using this product. Applicators must use Bulletins that are in effect in the month in which the pesticide will be applied. New Bulletins will generally be available from the above sources 6 months prior to their effective dates.

AGRICULTURAL USE REQUIREMENTS

Use this product only in accordance with its labeling and with the Worker Protection Standard, 40 CFR Part 170. This Standard contains requirements for the protection of agricultural workers on farms, forests, nurseries, and greenhouses, and handlers of agricultural pesticides. It contains requirements for training, decontamination, notification, and emergency assistance. It also contains specific instructions and exceptions pertaining to the statements on this label about personal protective equipment (PPE) and restricted-entry interval. The requirements in this box only apply to uses of this product that are covered by the Worker Protection Standard.

DO NOT enter or allow worker entry into treated areas during the restricted-entry interval (REI) of **12 hours**.

PPE required for early entry to treated areas that is permitted under the Worker Protection Standard and that involves contact with anything that has been treated, such as plants, soil, or water, is:

- Coveralls
- Chemical-resistant gloves made of barrier laminate, butyl rubber ≥ 14 mils, or nitrile rubber ≥ 14 mils, or neoprene rubber ≥ 14 mils, polyethylene, PVC ≥ 14 mils, or Viton ≥ 14 mils
- Shoes plus socks
- Protective eyewear

NON-AGRICULTURAL USE REQUIREMENTS

The requirements in this box apply to uses of this product that are NOT within the scope of the Worker Protection Standard for agricultural pesticides (40 CFR Part 170). The WPS applies when this product is used to produce agricultural plants on farms, forests, nurseries or greenhouses.

Keep people and pets off treated areas until spray solution has dried.

PRODUCT INFORMATION

Willowood Glypho 41% is a post-emergence, systemic herbicide with no soil residual activity. It is non-selective and gives broad-spectrum control of many annual weeds, perennial weeds, woody brush and trees. It is formulated as a water-soluble liquid. It may be applied through most standard industrial or field sprayers after dilution and thorough mixing with water or other carriers according to label instructions.

Time to Symptoms

Willowood Glypho 41% moves through the plant from the point of foliage contact to and into the root system. Visible effects are a gradual wilting and yellowing of the plant, which advances to complete browning of above ground growth and deterioration of underground plant parts. Effects are visible on most annual weeds within 2 to 4 days, but on most perennial weeds effects may not be visible for 7 days or more. Extremely cool or cloudy weather following treatment may slow activity of this product and delay development of visual symptoms.

Stage of Weeds

Annual weeds are easiest to control when they are small. Best control of most perennial weeds is obtained when treatment is made at late growth stages approaching maturity. Refer to the "**ANNUAL WEEDS**", "**PERENNIAL WEEDS**", and "**WOODY BRUSH AND TREES**" tables for specific weed information.

Always use the higher product application rate within the specified range when weed growth is heavy or dense or when weeds are growing in an undisturbed (non-cultivated) area. Reduced weed control may result from treating weeds with disease or insect damage, weeds heavily covered with dust, or weeds under poor growing conditions.

Cultural Considerations

Reduced control may result when applications are made to annual or perennial weeds that have been mowed, grazed, or cut, and have not been allowed to regrow to the specified stage for treatment.

Rainfastness

Heavy rainfall soon after application may wash this product off of the foliage and a repeat application may be required for adequate control.

Spray Coverage

For best results, spray coverage should be uniform and complete. ~~Do not~~**DO NOT** spray foliage to the point of run-off.

Mode of Action (MOA)

The active ingredient in this product inhibits an enzyme found only in plants and microorganisms that is essential to the formation of specific amino acids.

No Soil Activity

Weeds must be emerged at the time of application to be controlled by this product. Weeds germinating from seed after application will not be controlled. Unemerged plants arising from unattached underground rhizomes or root stocks of perennials will not be affected by this herbicide and will continue to grow.

Biological Degradation

Degradation of this product is primarily a biological process carried out by soil microbes.

Annual Maximum Application Rates

The maximum application or use rates stated throughout this product's labeling are given in units of volume (fluid ounces, pints, or quarts) of this product per acre. However, the maximum allowed application rates apply to this product combined with the use of any and all other herbicides containing the active ingredient glyphosate, whether applied separately or as ~~text-tank~~ mixtures, on a basis of

total pounds of glyphosate (acid equivalents) per acre. If more than one glyphosate-containing product is applied to the same site within the same year, you must ensure that the total use of glyphosate does not exceed the maximum allowed. See the “**INGREDIENTS**” section of this label for necessary product information.

Except as otherwise specified in a crop section of this label, the combined total of all treatments must not exceed 8 quarts of this product (6 pounds of glyphosate acid) per acre per year. For applications in non-crop sites or in tree, vine, or shrub crops, the combined total of all treatments must not exceed 10.6 quarts of this product (8 pounds of glyphosate acid) per acre per year.

WEED RESISTANCE MANAGEMENT

Willowood Glypho 41% contains glyphosate, and is classified as a Group 9 herbicide (glycine chemical family) that inhibits 5-enolpyruvyl-shikimate-3-phosphate synthase (EPSPS).

Herbicide resistance is defined as the inherited ability of a plant to survive and reproduce following exposure to a dose of herbicide normally lethal to the wild type. In a plant, resistance may be naturally occurring or induced by such techniques as genetic engineering or selection of variants produced by tissue culture or mutagenesis. Any weed population may contain or develop plants that are naturally resistant to **Willowood Glypho 41%** and other Group 9 herbicides. Weed species with acquired resistance to Group 9 herbicides may eventually dominate the weed population if Group 9 herbicides are used repeatedly in the same field or in successive years as the primary method of control for targeted species. This may result in partial or total loss of control of those species by **Willowood Glypho 41%** or other Group 9 herbicides.

Indicators of possible herbicide resistance include: (1) failure to control a weed species normally controlled by the herbicide at the dose applied, especially if control is achieved on adjacent weeds; (2) a spreading patch of non-controlled plants of a particular weed species; (3) surviving plants mixed with controlled individuals of the same species. If resistance is suspected, prevent weed seed production in the affected area by an alternative herbicide from a different group or by a mechanical method such as hoeing or tillage. Prevent movement of resistant weed seeds to other fields by cleaning harvesting and tillage equipment when moving between fields, and planting clean seed. If a weed pest population continues to progress after treatment with this product, discontinue use of this product, and switch to another management strategy or herbicide with a different mode of action, if available.

To delay herbicide resistance, consider:

- Avoiding the consecutive use of **Willowood Glypho 41%** or other target site of action Group 9 herbicides that have a similar target site of action, on the same weed species.
- Using tank mixtures or premixes with herbicides from different target site of action Groups as long as the involved products are all registered for the same use, have different sites of action, and are both effective at the tank mix or prepack rate on the weed(s) of concern.
- Basing herbicide use on a comprehensive Integrated Pest Management (IPM) program.
- Monitoring treated weed populations for loss of field efficacy.

Users should scout before and after application. Users should report lack of performance to registrant or their representative.

Contact your local sales representative, extension agent, or certified crop advisors to find out if suspected resistant weeds to this MOA have been found in your region. If resistant biotypes of target weeds have been reported, use the application rates of this product specified for your local conditions. Tank mix products so that there are multiple effective mechanisms of action for each target weed.

Management Recommendations For Glyphosate-Resistant Biotypes

Note: Appropriate testing is critical in order to determine if a weed is resistant to glyphosate. Contact your local county extension agent or visit the following websites www.weedresistancemanagement.com or www.weedscience.org. For more information, see the “**ANNUAL WEEDS**” and “**PERENNIAL WEEDS**” tables of this label.

Control recommendations for biotypes confirmed as resistant to glyphosate are made available on separately published fact sheets for this product and can be obtained from your local retailer.

Since the occurrence of new glyphosate-resistant weeds cannot be determined until after product use and scientific confirmation, ~~Willowood, LLC~~**Willowood Glyphosate, LLC** is not responsible for any losses that may result from the failure of this product to control glyphosate-resistant weeds biotypes.

The following good agronomic practices are recommended to reduce the spread of confirmed glyphosate-resistant biotypes:

- If a naturally occurring resistant biotype is present in your field, this product should be tank-mixed or applied sequentially with an appropriately labeled herbicide with a different mode of action to achieve control.
- Cultural and mechanical control practices (e.g. crop rotation or tillage) may also be used as appropriate.
- One method for adding other herbicides into a continuous ~~Glyphosate-resistant crop~~**Roundup Ready** system is to rotate to other ~~Glyphosate-resistant~~**Roundup Ready** crops.
- Scout treated fields after herbicide applications and control escaping weeds including resistant biotypes before they set seed.
- Thoroughly clean equipment before leaving fields known to contain resistant biotypes

Integrated Pest Management

To better manage weed resistance when using **Willowood Glypho 41%**, use a combination of tillage and tank mix partners or sequential herbicide applications that have a different mode of action than **Willowood Glypho 41%** to control escaped weeds. Weed escapes that are allowed to go to seed will promote the spread of resistant biotypes. Consult your agricultural dealer, consultant,

applicator, and/or appropriate State Agricultural Extension Service representative for specific alternative herbicide

MIXING INSTRUCTIONS

It is the pesticide user's responsibility to ensure that all products are registered for the intended use. Read and follow the applicable restrictions and limitations and directions for use on all product labels involved in tank mixing. Users must follow the most restrictive directions for use and precautionary statements of each product in the tank mixture.

Spray solutions of this product should be mixed, stored and applied using only clean stainless steel, aluminum, fiberglass, plastic or plastic-lined steel containers. **DO NOT MIX, STORE OR APPLY THIS PRODUCT OR SPRAY SOLUTIONS OF THIS PRODUCT IN GALVANIZED STEEL OR UNLINED STEEL (EXCEPT STAINLESS STEEL) CONTAINERS OR SPRAY TANKS.**

Eliminate any risk of siphoning the contents of the tank back into the carrier source while mixing. Use approved anti-back-siphoning devices where required by State or local regulations. Clean sprayer parts immediately after using this product by thoroughly flushing with water.

Use Precautions:

PRODUCT PERFORMANCE MAY BE SIGNIFICANTLY REDUCED IF WATER CONTAINING SOIL SEDIMENT IS USED AS CARRIER. **DO NOT MIX THIS PRODUCT WITH WATER FROM PONDS AND DITCHES THAT IS VISIBLY MUDDY OR MURKY.**

Mixing with Water

Willowood Glypho 41% mixes readily with water. Mix spray solutions of this product as follows: Begin filling the mixing tank or spray tank with clean water. Add the specified amount of this product near the end of the filling process and mix gently. Use caution to avoid siphoning back into the carrier source. During mixing, foaming of the spray solution may occur. To prevent or minimize foaming, mix gently, terminate by-pass and return lines at the bottom of the tank and, if necessary, use an anti-foam or defoaming agent.

Tank Mixtures

This product does not provide residual weed control. This product may be tank-mixed with other herbicides to provide residual weed control, a broader weed control spectrum or an alternate mode of action. Read and follow all label directions of all products in the tank mixture.

Use Restriction:

~~Do not~~ **DO NOT** use tank mixtures with other herbicides, insecticides, fungicides, micronutrients or foliar fertilizers unless otherwise noted in this product label, as use may result in reduced weed control or crop injury.

When a tank mixture with a generic active ingredient, such as diuron, atrazine, 2,4-D or dicamba, is listed in this label, the user is responsible for ensuring that the specific application being made is included on the label of the specific product being used in the tank mixture.

Refer to all individual product labels, supplemental labeling and fact sheets for all products in the tank mixture. It is the pesticide user's responsibility to ensure that all products in the listed mixtures are registered for the intended use. Users must follow the most restrictive directions for use and precautionary statements of each product in the tank mixture.

Always predetermine the compatibility of all tank-mix products together in the carrier by mixing small proportional quantities in advance. For best results, it is recommended that tank mixtures with this product be applied at a minimum spray volume rate of 10 gallons per acre.

Tank Mixing Procedure

Prepare tank mixtures of **Willowood Glypho 41%** as follows:

1. Place a 20- to 35-mesh screen or wetting basket over the filling port of the tank.
2. Through the screen, fill the tank one-half full with water and start gentle agitation.
3. If ammonium sulfate is to be used, add it slowly through the screen into the tank, and continue adding water into the tank through the screen. If dry ammonium sulfate is being used, ensure that it is completely dissolved in the tank before adding other products.
4. If a wettable powder is used, make a slurry with the water, and add it SLOWLY through the screen into the tank while continuing gentle agitation.
5. If a flowable formulation is used, premix one part flowable with one part water, and add the diluted mixture SLOWLY through the screen into the tank while continuing gentle agitation.
6. If an emulsifiable concentrate formulation is used, premix one part emulsifiable concentrate with 2 parts water, and add the diluted mixture slowly through the screen into the tank while continuing gentle agitation.
7. Continue filling the tank with water through the screen and add the required amount of **Willowood Glypho 41%** near the end of the filling process.
8. If a nonionic surfactant is used, add it to the tank before completing the filling process.
9. Add individual formulations to the spray tank as follows: wettable powder, flowable, emulsifiable concentrate, drift control additive, water-soluble liquids (**Willowood Glypho 41%**) followed by surfactant.

Maintain gentle agitation at all times until the contents of the tank are sprayed out. If the spray mixture is allowed to settle, thorough

agitation is required to resuspend the mixture before spraying. Keep by-pass and return lines on or near the bottom of the tank to minimize foaming. Screen size in nozzle or line strainers should be no finer than 50-mesh.

Mixing for Hand-Held Sprayers

Prepare the desired spray volume by mixing the amount of **Willowood Glypho 41%** as indicated in the following table in water:

Amount of Willowood Glypho 41%	Spray Solution		
	Desired Volume		
	1 Gallon	25 Gallons	100 Gallons
0.5%	0.7 oz.	1.0 pt.	2.0 qts.
1.0%	1.3 oz.	1.0 qt.	1.0 gal.
1.5%	2.0 oz.	1.5 qts.	1.5 gals.
2.0%	2.7 oz.	2.0 qts.	2.0 gals.
5.0%	6.5 oz.	5.0 qts.	5.0 gals.
10.0%	13.0 oz.	10.0 qts.	10.0 gals.
2 tablespoons = 1 fluid ounce			

For use in backpack sprayers, it is recommended that the appropriate amount of **Willowood Glypho 41%** be mixed with water in a larger container and then fill the sprayer with the mixed solution.

Surfactants

Nonionic surfactants (NIS) or wetting agents that have at least 70 percent active ingredient and are labeled for use with herbicides may be added to the spray solution, unless otherwise directed. ~~Do not~~**DO NOT** reduce rates of this herbicide when adding surfactants. Read and carefully observe cautionary statements and other information appearing on the additives label.

Ammonium Sulfate

The addition of 1 to 2 percent dry ammonium sulfate by weight or 8.5 to 17 pounds per 100 gallons of water may increase the performance of **Willowood Glypho 41%** on annual and perennial weeds, particularly under hard water conditions, drought conditions or when tank-mixed with certain residual herbicides. The equivalent rate of ammonium sulfate in a liquid formulation may also be used. Ensure that dry ammonium sulfate is completely dissolved in the spray tank before adding herbicides. Thoroughly rinse the spray system with clean water after use to reduce corrosion.

Use Precaution:

When using ammonium sulfate, apply this product at rates specified in this label. Lower rates will result in reduced performance.

Colorants or Dyes

Colorants or marking dyes may be added to spray solutions of **Willowood Glypho 41%**; however, they can reduce performance. Use colorants or dyes according to the manufacturer's recommendations.

Drift Reduction Additives

Drift reduction additives may be used with all equipment types, except wiper applicators, sponge bars and Controlled Droplet Applicator (CDA) equipment. When a drift reduction additive is used, read and carefully observe the precautions, limitations, and all other information appearing on the additive label. Use of drift reduction additives can affect spray coverage, which can reduce product performance.

APPLICATION EQUIPMENT AND TECHNIQUES

Restriction: ~~Do not~~**DO NOT** apply this product through any type of irrigation system.

This product may be applied with the following application equipment:

- **Aerial:** Fixed wing and helicopter.
- **Ground Broadcast Spray:** Boom or boomless systems, pull-type sprayers, floaters, pick-up sprayers, spray coupes and other ground broadcast equipment.
- **Hand-Held or Backpack Spray Equipment:** Backpack sprayers, pump-up pressure sprayers, handguns, hand wands, mist-blowers*, lances and other hand-held and motorized spray equipment used to direct the spray onto weed foliage.
*This product is not registered in California or Arizona for use in mist-blowers.
- **Selective Equipment:** Shielded and hooded sprayers, wiper applicators, and sponge bars.
- **Injection Systems:** Aerial or ground injection sprayers.
- **Controlled Droplet Applicator (CDA):** Hand-held or boom-mounted applicators that produce a spray consisting of a narrow range of droplet sizes.

APPLY THESE SPRAY SOLUTIONS IN PROPERLY MAINTAINED AND CALIBRATED EQUIPMENT CAPABLE OF DELIVERING THE DESIRED VOLUMES.

Aerial Equipment

DO NOT APPLY THIS PRODUCT USING AERIAL SPRAY EQUIPMENT EXCEPT UNDER CONDITIONS SPECIFIED IN THIS LABEL. All labeled treatments may be made by aerial equipment where appropriate, provided that the applicator complies with the precautions and

restrictions specified on this product's labeling. Use the specified rates of this herbicide in 3 to 15 gallons of water per acre unless otherwise specified on this label. Unless otherwise specified, ~~do not~~**DO NOT** exceed 2 quarts per acre. Refer to the individual use area sections of this label for further instructions.

For aerial application in Arkansas, California, or Mississippi or specific counties therein, refer to the "**Aerial Applications - Arkansas Only**" or "**Aerial Applications - California Only**" or "**Aerial Applications - Mississippi Only**" sections for specific instructions, restrictions, and requirements.

This product, when tank-mixed with dicamba, must not be applied by air in California. It is the pesticide user's responsibility to ensure that all products in the listed mixtures are registered for the intended use. Users must follow the most restrictive directions for use and precautionary statements of each product in the tank mixture.

To ensure uniform application, avoid streaked, uneven or overlapped application, use appropriate marking devices.

AERIAL SPRAY DRIFT MANAGEMENT

The following drift management requirements must be followed to avoid off-target movement during aerial applications to agricultural field crops:

1. The distance of the outermost nozzles on the boom must not exceed $\frac{3}{4}$ the length of the wingspan or rotor.
2. Nozzles must always point backward, parallel with the air stream and never be pointed downwards more than 45 degrees. Comply with all State regulations where applicable.

Importance of Droplet Size

The most effective way to reduce drift-potential is to apply large droplets. The best drift management strategy is to apply the largest droplets that provide sufficient coverage and control. Applying larger droplets reduces drift potential, but will not prevent drift if applications are made improperly, or under unfavorable environmental conditions (refer to the below "**Wind**", "**Temperature and Humidity**", and "**Temperature Inversions**" sections).

Controlling Droplet Size

- **Volume:** Use high flow rate nozzles to apply the highest practical spray volume. Nozzles with the higher rated flows produce larger droplets.
- **Pressure:** Use the lower spray pressures recommended for the nozzle. Higher pressure reduces droplet size and does not improve canopy penetration. When higher flow rates are needed, use higher flow rate nozzles instead of increasing spray pressure.
- **Number of Nozzles:** Use the minimum number of nozzles that will provide uniform coverage.
- **Nozzle Orientation:** Orienting nozzles so that the spray is released backwards, parallel to the airstream, will produce larger droplets than other orientations. Significant deflection from the horizontal will reduce droplet size and increase drift potential.
- **Nozzle Type:** Use a nozzle type that is designed for the intended application. With most nozzle types, narrower spray angles produce larger droplets. Consider using low-drift nozzles. Solid stream nozzles oriented straight back produce larger droplets than other nozzle types.
- **Boom Length:** For some use patterns, reducing the effective boom length to less than $\frac{3}{4}$ of the wingspan or rotor length may reduce drift without reducing swath width.
- **Application Height:** Applications should not be made at a height greater than 10 feet above the top of the largest plants unless a greater height is required for aircraft safety. Making applications at the lowest height that is safe reduces the exposure of the droplets to evaporation and wind.

Swath Adjustment

When applications are made with a crosswind, the swath will be displaced downward. Therefore, on the up and downwind edges of the field, the applicator must compensate for this displacement by adjusting the path of the aircraft upwind. Swath adjustment distance should increase, with increasing drift potential (higher wind speed, smaller droplets, etc.).

Wind

Drift potential is lowest between wind speeds of 2 to 10 mph. However, many factors, including droplet size and equipment type, determine drift potential at any given wind speed. Application should be avoided when wind speeds are below 2 mph due to variable wind direction and high inversion potential. **NOTE:** Local terrain can influence wind patterns. Every applicator should be familiar with local wind patterns and how they affect drift.

Temperature and Humidity

When making applications in low relative humidity, set up equipment to produce larger droplets to compensate for evaporation. Droplet evaporation is most severe when conditions are both hot and dry.

Temperature Inversions

Applications should not occur during a temperature inversion because drift potential is high. Temperature inversions restrict vertical air mixing, which causes small, suspended droplets to remain in a concentrated cloud. This cloud can move in unpredictable directions due to the light variable winds common during inversions. Temperature inversions are characterized by increasing temperatures with altitude and are common on nights with limited cloud cover and light to no wind. They begin to form as the sun sets and often continue into the morning. Their presence can be indicated by ground fog; however, if fog is not present, the movement of smoke produced by a ground source or an aircraft smoke generator can also identify temperature inversions. Smoke that layers and moves laterally in a concentrated cloud (under low wind conditions) indicates an inversion, while smoke that moves upward and rapidly dissipates

indicates good vertical air mixing.

Sensitive Areas

Apply this product only when the potential for drift to adjacent sensitive areas (e.g., residential areas, bodies of water, known habitat for threatened or endangered species, non-target crops) is minimal (e.g. when wind is blowing away from the sensitive areas). Avoid direct application to any body of water.

Aircraft Maintenance

Thoroughly wash aircraft, especially landing gear, after each day of spraying to remove residues of this product accumulated during spraying or from spills. PROLONGED EXPOSURE OF THIS PRODUCT TO UNCOATED STEEL SURFACES MAY RESULT IN CORROSION AND POSSIBLE FAILURE OF THE PART. LANDING GEAR IS MOST SUSCEPTIBLE. Maintaining an organic coating (paint) that meets aerospace specification MIL-C-38413 may help prevent corrosion.

Ground Broadcast Equipment

Apply the product rates specified in this label in 3 to 40 gallons of water per acre as a broadcast spray unless otherwise specified. As density of weeds increases, spray volume should be increased within the specified range to ensure complete coverage. Carefully select proper nozzles to avoid generating a fine mist. For best results with ground application equipment, use flat spray nozzles. Check spray pattern for uniform distribution.

Hand-Held or Backpack Equipment

Apply to foliage of vegetation to be controlled on a spray-to-wet basis; ~~do not~~**DO NOT** spray to the point of run-off. Spray coverage should be uniform and complete. Use coarse sprays only. For specified rates and timing, refer to the “**Annual Weeds - Hand-Held or Backpack Equipment**” section of this product label.

Selective Equipment

Willowood Glypho 41% may be diluted in water and applied through shielded sprayers, hooded sprayers, wiper applicators or sponge bars to weeds growing in any non-crop site specified on this label. In cropping systems, hooded sprayers, shielded sprayers, and wipers may be used in row middles (in between rows of crop plants), and wipers may be used over-the-top of crops only when specified in this product’s labeling. Such equipment must be capable of preventing all crop contact with the herbicide solutions and operated without leakage of spray mists or dripping onto crop.

AVOID CONTACT OF HERBICIDE WITH DESIRABLE VEGETATION.

Contact of this product with desirable vegetation may result in unwanted plant damage or destruction. Crop injury may occur when the foliage of treated weeds comes into contact with leaves of the crop. ~~Do not~~**DO NOT** apply this product when crop leaves are growing in direct contact with weeds to be treated. Droplets, mist, foam or splatter of the herbicide solution settling onto desirable vegetation may result in discoloration, stunting or destruction.

Better results may be obtained when more of the weed is exposed to the herbicide solution. Weeds not contacted by the herbicide solution will not be affected. This may occur in dense clumps, severe infestations or when the height of the weeds varies so that not all weeds are contacted. In these instances, repeat treatment may be necessary.

Shielded and Hooded Sprayers

This product, when applied at specified rates under the conditions described in the following paragraphs for shielded and hooded sprayers, will control those weeds listed in the “**ANNUAL WEEDS**” and “**PERENNIAL WEEDS**” tables. A hooded sprayer is a type of shielded applicator where the spray pattern is fully enclosed including top, sides, front and back, thereby shielding the crop from the spray solution. Adjust the shields on these sprayers to protect desirable vegetation. When applying to crops grown on raised beds, ensure that the hood is capable of completely enclosing the spray pattern. If necessary, extend the front and rear flaps of the hooded applicator downward to reach the ground in deep furrows. EXTREME CARE MUST BE TAKEN TO AVOID CONTACT OF HERBICIDE WITH DESIRABLE VEGETATION.

This equipment must be configured and operated in a manner that minimizes bouncing and avoids raising the hoods up off the ground at any time. If the hood is raised, spray particles may escape and come into contact with the crop, causing damage or destruction of the crop. Avoid operating this equipment on rough or sloping terrain where the spray hoods might be raised up off the ground surface.

Use hoods designed to minimize excessive dripping or run-off down the insides of the hoods. A single, low pressure low-drift flat-fan nozzle with an 80° to 95° spray angle positioned at the top center of the hood is recommended. Spray volume should be 20 to 30 gals. per acre.

These procedures will reduce the potential for crop injury:

- Spray hoods must be operated on the ground or skimming across the ground surface.
- Leave at least an 8-inch untreated strip over the drill row. (For example, if the crop row width is 38 inches, the maximum width of the spray hood should be 30 inches.)
- Operate at ground speeds of no greater than 5 mph to avoid bouncing of the spray hoods.
- Apply when wind speeds are 10 mph or less.
- Use low-drift nozzles that provide uniform coverage within the treated area.

Crop injury may occur when foliage of treated weeds comes into direct contact with leaves of the crop. ~~Do not~~**DO NOT** apply this product when leaves of the crop are growing in direct contact with weeds to be treated. Droplets, mist, foam or splatter of the herbicide solution settling onto desirable vegetation may result in discoloration, stunting or destruction.

Wiper Applicators

Wiper applicators are devices that physically wipe appropriate amounts of this product directly onto the weed. Equipment must be designed, maintained and operated to prevent the herbicide solution from contacting desirable vegetation.

Application equipment used over-the-top of desirable vegetation should be adjusted so that the wiper contact point is at least 2" above the desirable vegetation. Better results may be obtained when more of the weed is exposed to the herbicide solution. Weeds should be a minimum of 6" above the desirable vegetation. Adjust height of applicator to ensure adequate contact with weeds. Weeds not contacted by the herbicide solution will not be affected. Poor contact may occur when weeds are growing in dense clumps, in severe weed infestations or when weed height varies dramatically. In these instances, repeat treatments may be necessary.

Operate this equipment at ground speeds no greater than 5 mph. Performance may be improved by reducing speed in areas of heavy weed infestations to provide adequate wiper saturation with the herbicide solution. Better results may be obtained when 2 applications are made in opposite directions.

Droplets, mist, foam or splatter of the herbicide solution settling onto desirable vegetation may result in discoloration, stunting or destruction. Avoid leakage or dripping onto desirable vegetation. Keep wiping surfaces clean. Be aware that on sloping ground the herbicide solution may migrate, causing dripping on the lower end and drying of the wicks on the upper end of the wiper applicator.

~~Do not~~**DO NOT** use wiper equipment when weeds are wet.

Mix only the amount of this product to be used during a 1-day period, as reduced product performance may result from use of solutions held in storage. Clean wiper parts immediately after using this product by thoroughly flushing with water.

~~Do not~~**DO NOT** add surfactant to the herbicide solution.

For Rope or Sponge Wick Applicators: Use solutions ranging from 33 to 75% of this product in water.

For Panel Applicators: Use solutions ranging from 33 to 100% of this product in water.

Injection Systems

Willowood Glypho 41% may be used in aerial or ground injection spray systems. It may be used as a liquid concentrate or diluted prior to injecting into the spray stream. ~~Do not~~**DO NOT** mix this product with the concentrate of other products for use in injection systems.

CDA Equipment

The rate of this product applied per acre by vehicle-mounted controlled droplet applicator (CDA) equipment must not be less than the amount specified in this label when applied by conventional broadcast equipment. For vehicle-mounted CDA equipment, apply in 2 to 15 gals. of water per acre.

For control of annual weeds with hand-held CDA units, apply a 20% solution of this product at a flow rate of 2 fl. oz. per minute and a walking speed of 1.5 mph (1 qt. per acre). For the control of perennial weeds, apply a 20 to 40% solution of this product at a flow rate of 2 fl. oz. per minute and a walking speed of 0.75 mph (2 to 4 qts. per acre).

Controlled droplet applicators produce a spray pattern that is not easily visible. Extreme care must be taken to avoid spray or drift onto the foliage or any other green tissue of desirable vegetation, as damage or destruction of the plant may result.

AERIAL APPLICATION - ARKANSAS ONLY

AVOID DRIFT. DO NOT APPLY INTO STILL AIR WHERE THERE IS A TEMPERATURE INVERSION LAYER LOW ENOUGH FOR FINE SPRAY PARTICLES TO BECOME SUSPENDED AND MOVE OUTSIDE THE TARGET AREA WHEN THE INVERSION LAYER MOVES. DO NOT APPLY WHEN WINDS ARE GUSTY OR UNDER ANY OTHER CONDITION THAT FAVORS DRIFT. DRIFT IS LIKELY TO CAUSE DAMAGE TO ANY VEGETATION CONTACTED. TO PREVENT INJURY TO ADJACENT DESIRABLE VEGETATION, APPROPRIATE BUFFER ZONES MUST BE MAINTAINED.

Use the specified rate of this product in 3 to 15 gals. of water per acre.

Use sufficient carrier volume and appropriate equipment set-up to form droplets large enough to avoid drift potential. Coarse droplets in the 300 to 500 (VMD) micron range are recommended.

Applications should typically be made with the nozzle release point at 8 to 15 feet above the top of the target plants unless a greater height is required for aircraft safety.

The distance of the outermost nozzles on the boom must not exceed 75% of the length of the wingspan or rotor. In many cases, reducing this distance to 65% of the length of the wingspan or rotor will improve drift control without affecting the swath width.

Nozzles must always discharge backward parallel with the air stream and never discharge downwards more than 45 degrees on fixed wing aircraft or forward of the prevailing airflow on rotary winged aircraft. Avoid the use of nozzles with wide-angle discharge.

~~Do not~~**DO NOT** apply this product when winds are in excess of 10 mph.

~~Do not~~**DO NOT** apply when there is a low-level inversion where fine spray particles could be suspended in still air and move outside the target area when the inversion layer moves. These conditions may occur when wind speeds are less than 2 mph.

Use the following guidelines when applications are made near crops or other desirable vegetation:

1. ~~Do not~~**DO NOT** apply within 100 feet of any desirable vegetation or crops.
2. If wind up to 5 mph is blowing toward desirable vegetation or crops, ~~do not~~**DO NOT** apply within 500 feet upwind of the desirable vegetation or crops.
3. Winds blowing from 5 to 10 mph toward desirable vegetation or crops will likely require buffer zones in excess of 500 feet.

AERIAL APPLICATION - CALIFORNIA ONLY (including Fresno County, CA)

All labeled treatments may be made by aerial equipment where appropriate, provided that the applicator complies with the precautions and restrictions. Refer to **Aerial Equipment** in the “**APPLICATION EQUIPMENT AND TECHNIQUES**” section for additional information. Refer to the individual use site section of this label for specific use instructions.

AVOID DRIFT. **DO NOT** APPLY WHEN WINDS ARE GUSTY OR UNDER ANY OTHER CONDITION WHICH FAVORS DRIFT. DRIFT MAY CAUSE DAMAGE TO ANY VEGETATION CONTACTED TO WHICH TREATMENT IS NOT INTENDED. TO PREVENT INJURY TO ADJACENT DESIRABLE VEGETATION, APPROPRIATE BUFFER ZONES MUST BE MAINTAINED.

Use the following guidelines when aerial applications are made near crops or desirable perennial vegetation after bud break and before total leaf drop, and/or near other desirable vegetation or annual crops:

1. ~~Do not~~**DO NOT** apply within 100 feet of all desirable vegetation or crop(s).
2. If wind up to 5 miles per hour is blowing toward desirable vegetation or crop(s), ~~do not~~**DO NOT** apply within 500 feet of the desirable vegetation or crop(s). Winds blowing from 5 to 10 miles per hour toward desirable vegetation or crop(s) may require buffer zones in excess of 500 feet.
3. ~~Do not~~**DO NOT** apply when winds are in excess of 10 miles per hour or when inversion conditions exist.
4. Apply by air only to non-residential areas.

When applied as specified under the conditions described, **Willowood Glypho 41%** controls annual and perennial weeds as listed within this label.

When tank mixing **Willowood Glypho 41%** with 2,4-D, only 2,4-D amine formulations may be used for aerial applications in California. Tank mixtures with 2,4-D amine formulations may be applied by air in California for fallow and reduced tillage systems, and alfalfa and pasture renovation applications only. This product, when tank-mixed with dicamba, must not be applied by air in California. It is the pesticide user's responsibility to ensure that all products are registered for the intended use. Read and follow the applicable restrictions and limitations and directions for use on all product labels involved in tank mixing. Users must follow the most restrictive directions for use and precautionary statements of each product in the tank mixture.

Additional Information For Fresno County, California

The following information applies only from February 15th through March 31st within the following boundaries of Fresno County, California:

North: Fresno County line
South: Fresno County line
East: State Highway 99
West: Fresno County line

Always read and follow the label directions and precautionary statements for all products used in the aerial application. Observe the following directions to minimize off-site movement during aerial application of this product. Minimization of off-site movement is the responsibility of the grower, Pest Control Advisor, and aerial applicator.

Written Recommendations

A written recommendation MUST be submitted by or on behalf of the applicator to the Fresno County Agricultural Commissioner 24 hours prior to the application. This written recommendation MUST state the proximity of surrounding crops, and that conditions of each manufacturer's product-label and this label have been satisfied.

Aerial Applicator Training and Equipment

Aerial application of this product is limited to pilots who have successfully completed a Fresno County Agricultural Commissioner and California Department of Pesticide Regulation approved training program for aerial application of herbicides. All aircraft must be inspected, critiqued in flight and certified at a Fresno County Agricultural Commissioner approved fly-in. Test and calibrate spray equipment at intervals sufficient to ensure that proper rates of herbicides and adjuvants are being applied during commercial use.

Applicator must document such calibrations and testing. Demonstration of performance at Fresno County Agricultural Commissioner

approved fly-ins constitutes such documentation, or other written records showing calculations and measurements of flight and spray parameters acceptable to the Fresno County Agricultural Commissioner.

Applications at Night: ~~Do not~~**DO NOT** apply this product by air earlier than 30 minutes prior to sunrise and/or later than 30 minutes after sunset without prior permission from the Fresno County Agricultural Commissioner.

Note: For aerial application from April 1st through February 14th, refer to the other sections of this label.

AERIAL APPLICATION – MISSISSIPPI ONLY

Use Restriction

- ~~Do not~~**DO NOT** use as a pre-plant burn down treatment on agricultural crops other than Forestland in the State of Mississippi.

Aerial application is prohibited in Zone I, south of Highway 8 in the counties listed below, from March 15th through April 30th, except by permit from an authorized employee of the Mississippi Department of Agriculture and Commerce, Bureau of Plant Industry (Ph. 1-888-257-1285).

Aerial application is prohibited in Zone II, north of Highway 8 in the counties listed below, from March 25th through April 30th, except by permit from an authorized employee of the Mississippi Department of Agriculture and Commerce, Bureau of Plant Industry (Ph. 1-888-257-1285).

The Bureau of Plant Industry may at any time, based on current planting and environmental conditions modify the above restrictions for either zone or county therein.

Zone I: South of Highway 8 in the counties of Bolivar, Sunflower, Leflore, and Grenada plus the entire counties of Carroll, Holmes, Humphreys, Washington, Sharkey, Issaquena, Yazoo, and Warren.

Zone II: North of Highway 8 in the counties of Bolivar, Sunflower, Leflore and Grenada plus the entire counties of Tallahatchie, Tate, Quitman, Coahoma, Tunica, Panola, and Desoto.

ANNUAL AND PERENNIAL CROPS (Alphabetical)

THIS SECTION GIVES DIRECTIONS THAT APPLY TO ALL CROPS LISTED ALPHABETICALLY IN THE SECTIONS THAT FOLLOW. SEE THE INDIVIDUAL CROP SECTIONS FOR SPECIFIC INSTRUCTIONS, PRE-HARVEST INTERVALS, AND ADDITIONAL PRECAUTIONS AND RESTRICTIONS.

See the "~~GLYPHOSATE-RESISTANT ROUNDUP-READY~~ CROPS" section of this label for instructions on treating Glyphosate-resistant Roundup Ready crops.

Types of Applications

Chemical Fallow, Pre-Plant Fallow Beds, Pre-Plant, At-Planting, Pre-Emergence, Hooded Sprayers in Row-Middles, Shielded Sprayers in Row-Middles, Wiper Application in Row-Middles, Post-Harvest

Apply **Willowood Glypho 41%** during fallow intervals preceding planting, prior to planting or transplanting, at-planting, or pre-emergence to annual and perennial crops listed in this label, except where specifically limited. For any crop not listed in this label, applications must be made at least 30 days prior to planting. Unless otherwise specified, weed control applications may be made according to the rates listed in the "**ANNUAL WEEDS**", "**PERENNIAL WEEDS**", and "**WOODY BRUSH AND TREES**" tables. Specified rates of this product that are emphasized in this product's labeling to control tough weeds take precedence over the rates in the "**ANNUAL WEEDS**" and "**PERENNIAL WEEDS**". Repeat applications may be made up to a maximum of 8 qts. of this product per acre per year.

Post-directed hooded sprayers and wiper applicators capable of preventing all crop contact with herbicide solutions may be used in mulched or unmulched row middles after crop establishment. Where specifically noted in the individual crop sections that follow, wipers may also be used above certain crops to control tall weeds. Refer to the "**Selective Equipment**" section of this label for essential precautions regarding crop injury. Crop injury is possible with these applications and shall be the sole responsibility of the applicator.

All labeled treatments may be made by aerial equipment where appropriate, provided that the applicator complies with the precautions and restrictions specified in this product's labeling. Refer to the "**Aerial Equipment**" section of this label for additional information.

Use Precautions

- Avoid contact of this herbicide with foliage, green shoots or stems, bark, exposed roots (including those emerging from plastic mulch), or fruit of crops as severe crop injury or destruction may result.
- When making at-planting and pre-emergence applications, applications must be made before crop emergence to avoid severe crop injury.
- Broadcast applications made at emergence will result in injury or death of emerged seedlings.
- Apply before seed germination in coarse sandy soils to further minimize the risk of injury.
- Crop sprayed in treated area will be killed. Take care not to spray or allow spray to drift outside the target area in order to avoid unwanted crop destruction.

Use Restrictions

- Unless otherwise specified in this product's labeling, treatments with selective equipment including wipers and hooded sprayers must be made at least 14 days prior to harvest.
- In crops where spot treatments are allowed, ~~do not~~**DO NOT** treat more than 10% of the total field to be harvested.
- For broadcast post-emergence treatments, ~~do not~~**DO NOT** harvest or feed treated vegetation for 8 weeks following application, unless otherwise specified.
- Post-harvest or fallow applications must be made at least 30 days prior to planting any crops not listed on this label.
- See **"APPLICATION EQUIPMENT AND TECHNIQUES"** section of this label for additional information.

Cereal and Grain Crops

Barley, Buckwheat, Millet (pearl, proso), Oats, Rice, Rye, Quinoa, Teff, Teosinte, Triticale, Wheat (all types), and Wild rice

Restriction:

- ~~Do not~~**DO NOT** treat rice fields or levees when flooded.

Types of Applications: Those listed in the **"Types of Applications"** section under **"ANNUAL AND PERENNIAL CROPS"**, plus the following: Red Rice Control Prior to Planting Rice, Spot Treatment (Except Rice), Over-The-Top Wiper Application (Feed Barley and Wheat Only), Pre-Harvest (Wheat and Feed Barley Only)

Pre-Plant, Pre-Emergence, At-Planting

Willowood Glypho 41% may be applied before, during or after planting of cereal crops. Applications must be made prior to crop emergence.

Tank Mixture: In wheat, a tank-mix with Aim may be used. It is the pesticide user's responsibility to ensure that all products are registered for the intended use. Read and follow the applicable restrictions and limitations and directions for use on all product labels involved in tank mixing. Users must follow the most restrictive directions for use and precautionary statements of each product in the tank mixture.

Red Rice Control Prior to Planting Rice

Apply 1.5 qts. of **Willowood Glypho 41%** in 5 to 10 gals. of water per acre. Flush fields prior to application to obtain uniform germination and stand of red rice. Make application when the majority of the red rice plants are at the 2-leaf stage and no more than 4" tall. Red rice plants with less than 2 true leaves may be only partially controlled.

Precaution:

- Avoid spraying during conditions of low humidity, as reduced control may result.

Restrictions:

- ~~Do not~~**DO NOT** treat rice fields or levees when the fields contain floodwater.
- ~~Do not~~**DO NOT** flood treated fields for 8 days following application.

For Controlling Barnyardgrass (*Echinochloa ~~ecrus~~Ggalli*) In Rice Using Renovation Treatments In California Only

This product may be applied as a renovation treatment in rice crops to control barnyardgrass infestations using ground broadcast spray or hand-held equipment. Renovation is defined as herbicide treatment that will destroy crop and weeds in an entire field or contiguous area treated within a field.

Precaution:

- Crop sprayed in treated area will be killed. Take care not to spray or allow spray to drift outside the target area in order to avoid unwanted crop destruction.

Restrictions:

- ~~Do not~~**DO NOT** use rice straw and stubble from the treated area, including a 25-foot buffer zone on all sides, for grazing, animal bedding or any feed purposes.
- Aerial applications are not permitted for rice renovation.

Spot Treatment (Except Rice)

Willowood Glypho 41% may be applied as a spot treatment in cereal crops. Apply this product before heading in small grains.

Precaution:

- Take care not to spray or to allow spray to drift outside target area to avoid unwanted crop destruction.

Restriction:

- ~~Do not~~**DO NOT** treat more than 10% of the total field area to be harvested. Crop sprayed in treated area will be killed.

Over-the-Top Wiper Application (Feed Barley and Wheat Only)

Wiper applications may be used in wheat and feed barley. To control common rye or cereal rye, apply after the weeds have headed and achieved maximum growth.

Precaution:

- Droplets, mist, foam or splatter of the herbicide solution settling onto desirable vegetation may result in discoloration, stunting or destruction.

Restrictions:

- Allow at least 35 days between application and harvest.
- ~~Do not~~**DO NOT** use roller applicators.

Pre-Harvest (Feed Barley ~~And~~ Wheat Only)

Willowood Glypho 41% provides weed control when applied prior to harvest of feed barley or wheat. For wheat, apply after the hard-dough stage of grain (30% or less grain moisture). For feed barley, apply after the hard-dough stage and when the grain contains 20% moisture or less. Stubble may be grazed immediately after harvest. For ground applications, apply this product in 10 to 20 gals. of water per acre. For aerial applications, apply this product in 3 to 10 gals. of water per acre.

Restrictions:

- ~~Do not~~**DO NOT** apply more than 1 qt. of this product per acre.
- Allow 7 days between application and harvest or grazing.
- ~~Do not~~**DO NOT** make a pre-harvest application for barley or wheat grown for seed.

Post-Harvest

Willowood Glypho 41% may be applied after harvest of cereal crops. Higher rates may be required for control of large weeds that were growing in the crop at the time of harvest.

Tank Mixtures: Tank mixtures with 2,4-D or dicamba may be used. It is the pesticide user's responsibility to ensure that all products are registered for the intended use. Read and follow the applicable restrictions and limitations and directions for use on all product labels involved in tank mixing. Users must follow the most restrictive directions for use and precautionary statements of each product in the tank mixture.

Restrictions:

- For any crop not listed on this label, applications must be made at least 30 days prior to planting the next crop.
- Allow a minimum of 7 days between treatment and harvest or feeding of treated vegetation.

For use only within South Dakota for non-selective control of listed annual weeds in small grain cropping systems

Refer to the "**ANNUAL WEEDS**" table for listed use rates. For ground applications, use 3 to 5 gals. of water per acre. For aerial applications, use 2 to 3 gals. of water per acre.

Corn

Field corn, Seed corn, Silage corn, Sweet corn, and Popcorn

Use directions for corn containing the Glyphosate-resistant-Roundup-Ready gene are in the "**GLYPHOSATE-RESISTANT ROUNDUP READY CROPS**" section of this label.

Types of Applications: Those listed in the "**Types of Applications**" section under "**ANNUAL AND PERENNIAL CROPS**", plus the following: Spot Treatment, Pre-Harvest

Pre-Plant, At-Planting, Pre-Emergence

Willowood Glypho 41% may be applied alone or in a tank-mixture before, during or after planting corn. Applications must be made prior to crop emergence.

Tank Mixtures: Ensure that the specific product is registered for application prior to planting corn. It is the pesticide user's responsibility to ensure that all products are registered for the intended use. Read and follow the applicable restrictions and limitations and directions for use on all product labels involved in tank mixing. Users must follow the most restrictive directions for use and precautionary statements of each product in the tank mixture. **Willowood Glypho 41%** may be tank-mixed with the following products to provide residual weed control, a broader weed control spectrum or an alternate mode of action. Apply these tank mixtures in 10 to 20 gals. of water or 10 to 60 gals. of nitrogen solution per acre.

2,4-D	Bicep Magnum	Dual II Magnum	Harness Xtra 5.61	Micro-Tech®
Aim®	Bicep II Magnum	Epic™	Hornet	Prowl™
Alachlor	Bullet®	Frontier™/Outlook™	Keystone LA	Python™
Atrazine	Degree®	Fultime™	Lariat®	Resource®
Axiom™	Degree Xtra®	Guardzman™/Guardzman MAX	Leadoff™	Simazine
Balance™/Balance PRO	Distinct™	Harness®	Linex™/Lorox™	Surpass
Banvel™/Clarity™	Dual Magnum™	Harness Xtra	Marksman	Topnotch™

For tough-to-control annual weeds such as Fall panicum, barnyardgrass, crabgrass, shattercane and broadleaf signalgrass up to 2" tall, and Pennsylvania smartweed up to 6" tall, apply this product at 2 pts. per acre in these tank mixtures. For other labeled annual weeds, apply 1.5 to 2 pts. of this product per acre when weeds are less than 6" tall, and 2 to 3 pts. per acre when weeds are over 6" tall. When using nitrogen solutions as the carrier, use rate may need to be increased for acceptable weed control.

Restrictions:

- Applications of 2,4-D or dicamba must be made at least 7 days prior to planting corn. For more information, see the "**MIXING INSTRUCTIONS**" and "**Tank Mixing Procedures**" sections of this label.
- For Southern states, ~~do not~~**DO NOT** apply in nitrogen solutions to tough-to-control grasses such as barnyardgrass, Fall panicum, broadleaf signalgrass, annual ryegrass and any perennial weeds. The area covered by this includes Illinois and Indiana south of Route 50, and the following states: Alabama, Arkansas, Delaware, Florida, Georgia, Kentucky, Louisiana, Maryland, Mississippi, New Jersey, North Carolina, Oklahoma, South Carolina, Tennessee, Texas, Virginia, and West Virginia.

Hooded Sprayers

Willowood Glypho 41% may be applied with hooded sprayers for weed control between rows of corn. Only hooded sprayers that completely enclose the spray pattern may be used. See additional instructions for the use of hooded sprayers in the "**APPLICATION**"

EQUIPMENT AND TECHNIQUES” section of this label.**Precaution:**

- Contact of this product in any manner to any vegetation to which treatment is not intended may cause damage.

Restrictions:

- Corn must be at least 12” tall, measured without extending leaves.
- ~~Do not~~**DO NOT** apply more than 1 qt. of this product per acre for each application and no more than 3 qts. per acre per year for hooded sprayer applications.

Spot Treatment

Willowood Glypho 41% may be applied as a spot treatment prior to silting of corn.

Precaution:

- Crop sprayed in the treated area will be killed. Take care not to spray or to allow spray to drift outside target area to avoid unwanted crop destruction.

Restriction:

- ~~Do not~~**DO NOT** treat more than 10% of the total field area to be harvested.

Corn – Glyphosate-Resistant Horseweed (Marestail, *Conyza canadensis*)

For ground applications, use 10 to 20 gals. of water per acre. For aerial applications, use 3 to 15 gals. of water per acre.

Pre-Plant, At-Planting, Pre-Emergence

Apply a tank mixture of this product (32 fl. oz. per acre) plus 2,4-D before horseweed exceeds 6” in height. See the 2,4-D product label for time intervals that are required between application and planting.

Dicamba may be included in the tank-mixture with this product. Refer to the dicamba product label for the time intervals that are required between application and planting and other geographic use restrictions.

Atrazine may be included in the tank-mixture to provide residual control. Refer to the atrazine product label for specific use instructions.

In-Crop (Glyphosate-tolerant corn hybrids only)

Apply a tank-mixture of this product (32 fl. oz. per acre) plus Clarity or 2,4-D between corn emergence and the 5-leaf stage of growth (approximately 8” tall).

Dicamba may be included in the tank-mixture with this product. Refer to the dicamba product label for the time intervals that are required between application and planting and other geographic use restrictions.

Pre-Harvest

Make applications at 35% grain moisture or less. Ensure that maximum kernel fill is complete and the corn is physiologically mature (black layer formed). For ground applications, apply up to 3 qts. of this product per acre. For aerial applications, apply up to 2 qts. of this product per acre.

Restrictions:

- Allow a minimum of 7 days between application and harvest.
- ~~Do not~~**DO NOT** make pre-harvest application for corn grown for seed.

Post-Harvest

Willowood Glypho 41% may be applied after harvest of corn. Higher rates may be required to control of large weeds that were growing in the crop at the time of harvest.

Tank Mixtures: Tank mixtures with 2,4-D or dicamba may be used. It is the pesticide user’s responsibility to ensure that all products are registered for the intended use. Read and follow the applicable restrictions and limitations and directions for use on all product labels involved in tank mixing. Users must follow the most restrictive directions for use and precautionary statements of each product in the tank mixture.

Restriction:

- Allow a minimum of 7 days between treatment and harvest or feeding of treated vegetation.

Cotton

Use directions for cotton containing the ~~Roundup Ready~~**Glyphosate-resistant** gene are in the **“GLYPHOSATE-RESISTANT ROUNDUP READY CROPS”** section of this label.

Types of Applications: Those listed in the **“Types of Applications”** section under **“ANNUAL AND PERENNIAL CROPS”**, plus the following: Selective Equipment, Spot Treatment, Pre-Harvest

Pre-Plant, At-Planting, Pre-Emergence

Willowood Glypho 41% may be applied before, during or after planting cotton. Applications must be made prior to crop emergence.

Tank Mixtures: It is the pesticide user’s responsibility to ensure that all products are registered for the intended use. Read and follow the applicable restrictions and limitations and directions for use on all product labels involved in tank mixing. Users must follow the most restrictive directions for use and precautionary statements of each product in the tank mixture. This product may be tank-mixed with the following products provided that the specific product being used is registered for application prior to planting cotton. Apply these tank mixtures in 10 to 20 gals. of water per acre.

Caparol® Clarity™ Command	Cotoran® Cotton PRO® Direx	Dual Magnum™ Dual II Magnum Karmex	Meturon® Prowl Prowl H2O	Staple® Stalwart Zorial®
---------------------------------	----------------------------------	--	--------------------------------	--------------------------------

For more information, see the “**MIXING INSTRUCTIONS**” and “**Tank Mixing Procedures**” sections of this label.

Selective Equipment

This product may be applied through hooded sprayers, shielded sprayers or wiper applicators in cotton. Additional instructions on the use of selective equipment are found in the “**APPLICATION EQUIPMENT AND TECHNIQUES**” section of this label.

Restriction:

- Allow at least 7 days between application and harvest.

Spot Treatment

Willowood Glypho 41% may be applied as a spot treatment in cotton prior to boll opening.

Precautions:

- Crop sprayed in the treated area will be killed. Take care not to spray or to allow spray to drift outside target area to avoid unwanted crop destruction.

Restriction:

- ~~Do not~~**DO NOT** treat more than 10% of the total field area to be harvested.

Cotton – Glyphosate-Resistant Horseweed (*Marestail, Conyza canadensis*)

For ground applications, use 10 to 20 gals. of water per acre. For aerial applications, use 3 to 15 gals. of water per acre.

Pre-Plant

For control of horseweed, apply this product (32 fl. oz. per acre) in a tank-mix with Clarity®. This application must be made 21 to 35 days before planting and before horseweed reaches 6” in height. In order to avoid crop injury, a minimum interval of 21 days during which there is at least 1” of cumulative rainfall must be observed between Clarity application and planting of cotton. 2,4-D may be included in the tank-mixture with this product. Refer to the 2,4-D product label for the time intervals that are required between application and planting and other geographic use restrictions.

Post-Directed (Glyphosate-tolerant-resistant cotton varieties only)

Management of early season weed competition and the development of a crop height differential between cotton and horseweed is often achieved by a combination of pre-plant burndown and post-emergence over-the-top and/or directed applications of this product. These measures enhance the development of a height differential that is necessary to successfully make post-directed treatments. In-crop post-directed applications of MSMA tank-mixed with diuron should be made when the temperature is 80°F or higher.

Pre-Harvest

Willowood Glypho 41% provides weed control and cotton regrowth inhibition when applied prior to harvest of cotton. For weed control, apply at rates given in the “**ANNUAL WEEDS**” and “**PERENNIAL WEEDS**” tables. For cotton regrowth inhibition, apply 1 pt. to 2 qts. of this product per acre.

Up to 2 qts. of this product may be applied after sufficient bolls have developed to produce the desired yield of cotton. Applications made prior to this time could affect maximum yield potential.

Tank Mixtures: It is the pesticide user’s responsibility to ensure that all products are registered for the intended use. Read and follow the applicable restrictions and limitations and directions for use on all product labels involved in tank mixing. Users must follow the most restrictive directions for use and precautionary statements of each product in the tank mixture. This product may be tank-mixed with DEF® 6, Folex™, Ginstar, or Prep™ to provide additional enhancement of cotton leaf drop. For more information, see the “**MIXING INSTRUCTIONS**” and “**Tank Mixing Procedures**” sections of this label.

Restrictions:

- Allow a minimum of 7 days between application and harvest of cotton.
- ~~Do not~~**DO NOT** make pre-harvest application for cotton grown for seed.
- THE USE OF ADDITIVES FOR PRE-HARVEST APPLICATION OF THIS PRODUCT TO COTTON IS PROHIBITED.

Fallow Systems

Willowood Glypho 41% may be applied during the fallow period prior to planting or emergence of any crop listed on this label; for non-listed crops, applications must be made at least 30 days prior to planting.

Types of Applications: Chemical Fallow, Pre-Plant Fallow Beds, Aid-to-Tillage

Chemical Fallow

Willowood Glypho 41% may be used as a substitute for tillage to control annual weeds in fallow fields. Also, broadcast or spot treatments will control or suppress many perennial weeds in fallow fields. Applications up to 2 qts. per acre may be made by aerial application onto fallow sites where there is sufficient buffer to prevent injury due to drift onto adjacent crops.

Tank Mixtures: Tank mixtures of this product with 2,4-D and dicamba may be used for a broader, weed control spectrum. It is the pesticide user’s responsibility to ensure that all products are registered for the intended use. Read and follow the applicable restrictions and limitations and directions for use on all product labels involved in tank mixing. Users must follow the most restrictive directions for use and precautionary statements of each product in the tank mixture.

Precaution:

- Some crop injury may occur if dicamba is applied within 45 days of planting.

Restriction:

- ~~Do not~~**DO NOT** apply dicamba tank mixtures by air in California.

Pre-Plant Fallow Beds

Willowood Glypho 41% will control weeds listed in the “**ANNUAL WEEDS**”, “**PERENNIAL WEEDS**”, and “**WOODY BRUSH AND TREES**” tables prior to planting.

Tank Mixtures: It is the pesticide user’s responsibility to ensure that all products are registered for the intended use. Read and follow the applicable restrictions and limitations and directions for use on all product labels involved in tank mixing. Users must follow the most restrictive directions for use and precautionary statements of each product in the tank mixture.

Use 12 fl. oz. of this product, plus Goal™ 2XL, to control the following weeds up to the maximum height, diameter or length indicated:

- 3” -- common cheeseweed, chickweed, and groundsel
- 6” -- London rocket and shepherd’s purse

Use 16 fl. oz. of this product, plus Goal 2XL, to control the following weeds up to the maximum height, diameter or length indicated:

- 6” -- common cheeseweed, groundsel, and maretail (*Conyza canadensis*)
- 12” -- chickweed, London rocket, and shepherd’s purse

Aid-to-Tillage

Willowood Glypho 41% may be used in conjunction with tillage practices in fallow systems or pre-plant to labeled crops to control downy brome, cheat, volunteer wheat, tansy mustard and foxtail. Apply 12 fl. oz. of this product in 3 to 10 gals. of water per acre before weeds are 6” in height. Application must be followed by conventional tillage practices no later than 15 days after treatment and before regrowth occurs. Allow at least 1 day after application before tillage.

Precaution:

- Tank mixtures with residual herbicides may result in reduced product performance.

Grain Sorghum (Milo)

Types of Applications: Those listed in the “**Types of Applications**” section under “**ANNUAL AND PERENNIAL CROPS**”, plus the following: Spot Treatment, Over-The-Top Wiper Application, Pre-Harvest

Pre-Plant, At-Planting, Pre-Emergence

Willowood Glypho 41% may be applied alone or in tank-mixture before, during or after planting grain sorghum. Applications must be made prior to crop emergence.

Tank Mixtures: It is the pesticide user’s responsibility to ensure that all products are registered for the intended use. Read and follow the applicable restrictions and limitations and directions for use on all product labels involved in tank mixing. Users must follow the most restrictive directions for use and precautionary statements of each product in the tank mixture. Apply these tank mixtures in 10 to 20 gals. of water or 10 to 60 gals. of nitrogen solution per acre, provided that the specific product being used is labeled for application prior to planting grain sorghum.

Atrazine Bicep II Magnum Bullet	Dual II Magnum IntRRo	Lariat Micro-Tech
---------------------------------------	--------------------------	----------------------

For tough-to-control annual weeds such as Fall panicum, barnyardgrass, crabgrass, shattercane and broadleaf signalgrass up to 2” tall, and Pennsylvania smartweed up to 6” tall, apply a tank mixture of this product at 2 pts. per acre plus the products listed above. For more information, see the “**MIXING INSTRUCTIONS**” and “**Tank Mixing Procedures**” sections of this label.

For other labeled annual weeds, apply 1.5 to 2 pts. of this product per acre when weeds are less than 6” tall, and 2 to 3 pts. per acre when weeds are over 6” tall. When using nitrogen solutions as the carrier, the use rate may need to be increased for acceptable weed control.

Spot Treatment, Over-The-Top Wiper Application

Willowood Glypho 41% may be applied as a spot treatment in grain sorghum before heading. This product may be applied with wiper applicators to control or suppress tall weeds. For additional instructions, see “**Wiper Applicators**” in the “**APPLICATION EQUIPMENT AND TECHNIQUES**” section of this label.

Precautions:

- Crop sprayed in treated area will be killed. Take care not to spray or to allow spray to drift outside target area to avoid unwanted crop destruction.

Restrictions:

- For spot treatment, ~~do not~~**DO NOT** treat more than 10% of the total field area to be harvested. Crop sprayed in treated area will be killed. Take care not to spray or to allow spray to drift outside target area to avoid unwanted crop destruction.
- Allow at least 40 days between wiper application and harvest.
- ~~Do not~~**DO NOT** use roller applicators.
- ~~Do not~~**DO NOT** feed or graze treated milo fodder.
- ~~Do not~~**DO NOT** ensile treated vegetation.

Hooded Sprayers

Willowood Glypho 41% may be applied with hooded sprayers for weed control between the rows of milo. Only hooded sprayers

that completely enclose the spray pattern may be used. See additional instruction for the use of hooded sprayers in the **"APPLICATION EQUIPMENT AND TECHNIQUES"** section of this label.

Precautions:

- Treat before milo sends tillers between the drill rows. If tillers are sprayed, the main plant may be damaged or destroyed.
- Contact of this product in any manner to any vegetation to which treatment is not intended may cause damage.

Restrictions:

- Milo must be at least 12" tall, measured without extending leaves.
- ~~Do not~~**DO NOT** graze or feed milo forage or fodder following hooded sprayer applications.
- ~~Do not~~**DO NOT** apply more than 1 qt. of this product per acre per application and no more than 3 qts. per acre per year for hooded sprayer applications.

Pre-Harvest

Willowood Glypho 41% may be applied for weed control prior to harvest after sorghum grain has reached 30% grain moisture or less.

Precaution:

- As with other herbicides that cause sudden plant death, avoid pre-harvest applications of this product to milo infected with charcoal rot as lodging can occur.

Restrictions:

- ~~Do not~~**DO NOT** apply more than 2 qts. of this product per acre.
- Allow a minimum of 7 days between application and harvest of grain sorghum.
- ~~Do not~~**DO NOT** make pre-harvest application for sorghum grown for seed.
- The use of this product for pre-harvest grain sorghum (milo) is not registered in California.

Post-Harvest

Willowood Glypho 41% may be applied after harvest of grain sorghum. Higher rates may be required to control large weeds that were growing in the crop at the time of harvest. This product may be applied to grain sorghum (milo) stubble following harvest to suppress or control regrowth. Apply 1 qt. of this product per acre for control, or 1.5 pts. of this product per acre for suppression.

Tank Mixtures: Tank mixtures with 2,4-D or dicamba may be used. It is the pesticide user's responsibility to ensure that all products are registered for the intended use. Read and follow the applicable restrictions and limitations and directions for use on all product labels involved in tank mixing. Users must follow the most restrictive directions for use and precautionary statements of each product in the tank mixture.

Restriction:

- Allow a minimum of 7 days between treatment and harvest or feeding of treated vegetation.

Herbs and Spices

Allspice, Angelica, Star anise, Annatto (seed), Balm, Basil, Borage, Burnet, Camomile, Caper buds, Caraway, Black caraway, Cardamom, Cassia bark, Cassia buds, Catnip, Celery seed, Chervil (dried), Chive, Chinese chive, Cinnamon, Clary, Clove buds, Coriander leaf (cilantro or Chinese parsley), Coriander seed (cilantro), Costmary, Culantro (leaf), Culantro (seed), Cumin, Curry (leaf), Dill (dillweed), Dill (seed), Epazote, Fennel seed (common and Florence), Fenugreek, White ginger flower, Grains of paradise, Horehound, Hyssop, Juniper be, Lavender, Lemongrass, Lovage (leaf and seed), Mace, Marigold, Marjoram (including oregano), Mexican oregano, Mioga flower, Mustard (seed), Nasturtium, Nutmeg, Parsley (dried), Pennyroyal, Pepper (black and white), Pepper leaves, Peppermint, Perilla, Poppy (seed), Rosemary, Rue, Saffron, Sage, Savory (Summer and ~~W~~Winter), Spearmint, Stevia leaves, Sweet bay, Tansy, Tarragon, Thyme, Vanilla, Wintergreen, Woodruff, and Wormwood

Precautions:

- This product could cause crop injury. When applying this product prior to transplanting or direct-seeding crops into plastic mulch, care must be taken to remove product residues from the plastic prior to planting.
- Residual product can be removed by a single 0.5" application of water, either by natural rainfall or by irrigation. Care should be taken to ensure that the washwater flushes off the plastic mulch and does not enter transplant holes.
- Applications made at emergence will result in injury or death to emerged seedlings.

Types of Applications: Those listed in in the **"Types of Applications"** section under **"ANNUAL AND PERENNIAL CROPS"**, plus the following: Over-The-Top Wiper Application (Peppermint and Spearmint Only), Spot Treatment (Peppermint and Spearmint Only)

Over-the-Top Wiper Application, Spot Treatment (Peppermint and Spearmint Only)

Willowood Glypho 41% may be applied as a spot treatment or over-the-top of peppermint or spearmint with wiper applicators in spearmint and peppermint. Apply spot treatments on a spray-to-wet basis with hand-held equipment, such as backpack sprayers, pump-up pressure sprayers, hand-guns, hand-wands or any other hand-held or motorized spray equipment used to direct the spray solution to a limited area.

Precautions:

- Crop sprayed in treated area will be killed. Take care not to spray or allow spray to drift outside the target area to avoid unwanted crop destruction.
- For wiper applications, contact of the herbicide solution with the crop may result in discoloration, stunting, or destruction.

Restrictions:

- Allow at least 7 days between application and harvest. Further applications may be made in the same area at 30-day intervals.

- In spot treatment applications, no more than 10% of the total field area to be harvested should be treated at one time. Crop sprayed in treated area will be killed. Take care not to spray or allow spray to drift outside the target area to avoid unwanted crop destruction.

Oil Seed Crops

Borage, Buffalo gourd (seed), Canola, Crambe, Flax, Jojoba, Lesquerella, Meadowfoam, Mustard (seed), Rape, Safflower, Sesame, and Sunflower

Use directions for canola containing the ~~Roundup Ready~~Glyphosate-resistant gene, are in the “~~GLYPHOSATE-RESISTANT ROUNDUP READY CROPS~~” section of this label.

Types of Applications: Those listed in the “Types of Applications” section under “ANNUAL AND PERENNIAL CROPS”.

Willowood Glypho 41% may be applied before, during or after planting oil seed crops listed in this section. Broadcast applications must be made prior to crop emergence. Wiper applicators or hooded sprayers may be used between the rows once the crop is established. See additional instructions of the use of selective equipment in the “APPLICATION EQUIPMENT AND TECHNIQUES” section of this label.

Tank Mixtures: For sunflowers, a tank mixture with Prowl may be applied before, during or after planting into conventionally tilled soil, a cover crop, established sod or previous crop residue. It is the pesticide user’s responsibility to ensure that all products are registered for the intended use. Read and follow the applicable restrictions and limitations and directions for use on all product labels involved in tank mixing. Users must follow the most restrictive directions for use and precautionary statements of each product in the tank mixture.

Restrictions:

- For use with canola, ~~do not~~DO NOT apply more than 2 qts. of this product per acre.
- For use with sunflowers, ~~do not~~DO NOT apply more than 1 qt. of this product per acre as a single pre-plant or pre-emergence application per year.
- ~~Do not~~DO NOT feed or graze sunflower forage following application of this product.

Soybeans

Use directions for soybeans containing the ~~Roundup Ready~~Glyphosate-resistant gene are in the “~~GLYPHOSATE-RESISTANT ROUNDUP READY CROPS~~” section of this label.

Types of Applications: Those listed in the “Types of Applications” section under “ANNUAL AND PERENNIAL CROPS”, plus the following: Spot Treatment, Pre-Harvest, Selective Equipment

Pre-Plant, At-Planting, Pre-Emergence

Willowood Glypho 41% may be applied alone or in a tank-mixture before, during or after planting soybeans. Applications must be made prior to crop emergence.

Tank Mixtures: Ensure that the specific product being used in the tank mixture is registered for application prior to planting soybean, and follow all label directions of all products in the tank mixture. It is the pesticide user’s responsibility to ensure that all products are registered for the intended use. Read and follow the applicable restrictions and limitations and directions for use on all product labels involved in tank mixing. Users must follow the most restrictive directions for use and precautionary statements of each product in the tank mixture. This product may be tank-mixed with the following products to provide residual weed control, a broader spectrum, or an alternate mode of action. Apply these tank mixtures in 10 to 20 gals. of water per acre.

2,4-D Aim™ Assure II™ Authority™ Axiom Blanket Boundary™ Canopy™	Canopy EX™ Classic Command™ Command Xtra™ Domain™ Dual Magnum Dual II Magnum Firstrate™	Flexstar™ Frontier™/Outlook™ Fusion™ Gauntlet™ Gangster IntRRo Linex™	Lorox/Linuron Lorox Plus™ Micro-Tech Prowl Pursuit™ Pursuit Plus Python	Reflex™ Resource™ Scepter™ Sencor™/Lexone™ Squadron™ Steel™ Valor™
---	--	---	---	--

For tough-to-control annual weeds such as Fall panicum, barnyardgrass, crabgrass, shattercane and broadleaf signalgrass up to 2” tall, and Pennsylvania smartweed up to 6” tall, apply this product at 2 pts. per acre in these tank mixtures. For other labeled annual weeds, apply 1.5 to 2 pts. of this product per acre when weeds are less than 6” tall, and 2 to 3 pts. per acre when weeds are over 6” tall. For more information, see the “MIXING INSTRUCTIONS” and “Tank Mixing Procedures” sections of this label.

Spot Treatment

Willowood Glypho 41% may be applied as a spot treatment prior to initial pod set in soybeans.

Precautions:

- Crop sprayed in treated area will be killed. Take care not to spray or allow spray to drift outside the target area to avoid unwanted crop destruction.

Restriction:

- ~~Do not~~**DO NOT** treat more than 10% of the total field area to be harvested.

Soybean – Glyphosate-Resistant Horseweed (Marestail, *Conyza canadensis*)

For ground applications, use 10 to 20 gals. of water per acre. For aerial applications, use 3 to 15 gals. of water per acre.

Pre-Plant

It is strongly encouraged that horseweed be controlled prior to planting. Apply a tank mixture of this product (32 fluid oz. per acre) with 2,4-D before horseweed exceeds 6" in height. See the 2,4-D product label for time intervals that are required between application and planting.

In-Crop (Glyphosate-Tolerant Soybean Varieties Only)

This treatment should be used as a salvage treatment only for a horseweed infestation that was not controlled prior to planting. At the time of treatment, horseweed should not exceed 6" in height. Apply a tank mixture of this product (32 fl. oz. per acre) with FirstRate®. Application should be made between full emergence of the first trifoliate leaf and 50% flowering stage of soybeans.

Pre-Harvest

Willowood Glypho 41% may be applied for weed control prior to harvest of soybeans after pods have set and lost all green color. Apply at rates given in the "ANNUAL WEEDS" and "PERENNIAL WEEDS". Care should be taken to avoid excessive seed shatter loss due to ground application equipment.

Restrictions:

- ~~Do not~~**DO NOT** apply more than 5 qts. of this product per acre for pre-harvest applications.
- ~~Do not~~**DO NOT** apply more than 2 qts. of this product per acre by air.
- Allow a minimum of 7 days between application and harvest of soybeans.
- ~~Do not~~**DO NOT** graze or harvest treated hay or fodder for livestock feed within 25 days of last pre-harvest application.
- If the application rate is 1 qt. per acre or lower, the grazing restriction is reduced to 14 days after last pre-harvest application.
- ~~Do not~~**DO NOT** make pre-harvest application for soybeans grown for seed.

Selective Equipment

Willowood Glypho 41% may be applied through shielded or hooded sprayers, wiper applicators or sponge bars in soybeans. Additional instructions on the use of selective equipment are found in the "APPLICATION EQUIPMENT AND TECHNIQUES" section of this label.

Restriction:

- Allow at least 7 days between application and harvest.

Sugarcane

Types of Applications: Those listed in the "Types of Applications" section under "ANNUAL AND PERENNIAL CROPS", plus the following: Spot Treatment, Sugarcane Ripening

Pre-Plant, At-Planting, Pre-Emergence

Willowood Glypho 41% may be applied in or around sugarcane fields, or in fields prior to the emergence of plant cane.

Restriction:

- ~~Do not~~**DO NOT** apply to vegetation in or around ditches, canals or ponds containing water to be used for irrigation.

Spot Treatment

Willowood Glypho 41% may be applied as a spot treatment in sugarcane. For control of volunteer or diseased sugarcane, apply a 1% solution of this product in water using spray-to-wet a spray-to-wet technique. Volunteer or diseased sugarcane should have at least 7 new leaves.

Precaution:

- Avoid spray contact with healthy sugarcane plants since severe damage or destruction may result.

Restriction:

- ~~Do not~~**DO NOT** feed or graze treated sugarcane foliage following application.

Fallow Treatments

Willowood Glypho 41% may be used as a replacement for tillage in fields that are lying fallow between sugarcane crops. This product may also be used to remove the last stubble of ratoon cane. For removal of last stubble of ratoon cane, apply 4 to 5 qts. of this product in 10 to 40 gals. of water per acre to new growth having at least 7 new leaves. Applications up to 3 qts. per acre may be made by aerial application in fallow sites where there is sufficient buffer to prevent drift onto adjacent crops.

Tank Mixtures: Tank mixtures with 2,4-D and dicamba may be used. It is the pesticide user's responsibility to ensure that all products are registered for the intended use. Read and follow the applicable restrictions and limitations and directions for use on all product labels involved in tank mixing. Users must follow the most restrictive directions for use and precautionary statements of each product in the tank mixture.

Restriction:

- Allow 7 or more days after application before tillage.

Hooded Sprayers

Willowood Glypho 41% may be applied using hooded sprayers for weed control between the rows of sugarcane. See the "APPLICATION EQUIPMENT AND TECHNIQUES" section of this label for additional use instructions.

Precautions:

- Crop injury may occur when the foliage of treated weeds contacts the crop.
- Droplets, mist, foam or splatter of the herbicide solution settling on the crop may result in discoloration, stunting or destruction.

Restriction:

- Crop injury may occur when the foliage of treated weeds contact the crop. ~~Do not~~**DO NOT** apply this product when crop leaves are growing in direct contact with weeds to be treated. Droplets, mist, foam or splatter of the herbicide solution settling on the crop may result in discoloration, stunting or destruction. Such damage shall be the sole responsibility of the applicator.

Sugarcane Ripening

Willowood Glypho 41% may be applied to foliage as a plant growth regulator to hasten ripening and increase the level of sucrose in sugarcane. It is effective in both low and high-tonnage sugarcane. When applied as directed under the conditions described, this product will hasten ripening and extend the period of high sucrose level in sugarcane. As a result of leaf desiccation, improved trash burn can be expected.

Most of the sucrose increase is concentrated in the top nodes of the treated sugarcane stalk. In order to maximize sugar where topping is practiced during harvest, top at the base of the fourth leaf.

Application Rates: Use the higher rate within the specified range when treating sugarcane under adverse ripening conditions or when less responsive varieties are to be treated. The following application rates and timing instructions must be used according to the State in which the sugarcane is grown:

- **Florida:** Apply 7 to 16 fl. oz. of this product per acre 3 to 5 weeks before harvest of last Ratoon cane only.
- **Hawaii:** Apply 12 to 28 fl. oz. of this product per acre 4 to 10 weeks before harvest.
- **Louisiana:** Apply 5 to 16 fl. oz. of this product per acre 3 to 7 weeks before harvest of Ratoon cane only.
- **Puerto Rico:** Apply 7 fl. oz. of this product per acre 3 to 5 weeks before harvest of Ratoon cane only.
- **Texas:** Apply 7 to 16 fl. oz. of this product per acre 3 to 5 weeks before harvest of Ratoon cane only.

Prior to application, consult your State sugarcane authority regarding the degree of sucrose response anticipated from the variety of sugarcane to be treated.

Precautions:

- Application of this product may initiate development of shooting eyes.
- This product may not increase the sucrose content of sugarcane under conditions of good natural ripening.
- Within 2 to 3 weeks after application, this product may produce a slight yellowing to pronounced browning and drying of leaves, and a shortening of upper internodes. Spindle death may occur.
- Rainfall within 6 hours after application may reduce effectiveness.

Restrictions:

- ~~Do not~~**DO NOT** make application for sugarcane grown for seed.
- ~~Do not~~**DO NOT** feed or graze treated sugarcane forage following application.
- ~~Do not~~**DO NOT** plant subsequent crops in treated fields other than the following for 30 days after application: alfalfa or other forage legumes, beans (all types), corn (all types), cotton, melons (all types), pasture grasses, peanuts, potatoes (Irish or sweet), sorghum (milo), soybeans, squash (all types), or wheat.
- ~~Do not~~**DO NOT** apply for enhanced ripening to any crops other than sugarcane.

VEGETABLE CROPS
(Alphabetical)

THIS “**VEGETABLE CROPS**” SECTION GIVES DIRECTIONS THAT APPLY TO ALL VEGETABLE CROPS LISTED ALPHABETICALLY IN THE SECTIONS THAT FOLLOW. SEE THE INDIVIDUAL CROP CATEGORIES FOR SPECIFIC INSTRUCTIONS, PRE-HARVEST INTERVALS, PRECAUTIONS, AND RESTRICTIONS.

Types of Applications

Chemical Fallow, Pre-Plant Fallow Beds, Pre-Plant, At-Planting, Pre-Emergence, Prior to Transplanting Vegetables, Hooded Sprayers in Row-Middles, Shielded Sprayers in Row-Middles, Wiper Application in Row-Middles, Post-Harvest, Selective Equipment Applications (Non-Bearing Ginseng), Over-The-Top Wiper Application (Rutabagas Only), Spot Treatment or Pre-Harvest (Dry Beans, Peas, Lentils, and Chickpeas Only)

Precautions:

- This product could cause crop injury. When applying this product prior to transplanting or direct-seeding crops into plastic mulch, care must be taken to remove product residues from the plastic prior to planting.
- Residual product can be removed by a single 0.5” application of water, either by natural rainfall or by irrigation. Care should be taken to ensure that the washwater flushes off the plastic mulch and does not enter transplant holes.
- Applications made at emergence will result in injury or death to emerged seedlings.
- Avoid contact of herbicide with foliage, green shoots or stems, bark, exposed roots (including those emerging from plastic mulch), or fruit of crops because severe crop injury or destruction may result.
- When making pre-emergence and at-planting applications, applications must be made before crop emergence to avoid severe crop injury.
- Apply before seed germination in coarse sandy soils to further minimize the risk of crop injury.
- In crops with vines, hooded sprayer, shielded sprayer and wiper applications to row-middles should be made prior to vine development otherwise severe injury or destruction may result.

Restrictions:

- Unless otherwise specified in this product's labeling, treatments with selective equipment including wipers and hooded sprayers must be made at least 14 days prior to harvest.
- Post-harvest or fallow applications must be made at least 30 days prior to planting any non-labeled crop.

See "**APPLICATION EQUIPMENT AND TECHNIQUES**" section of this label for additional information.

Brassica Vegetables
Broccoli, Chinese broccoli (gai lon), Broccoli raab (rapini), Brussels sprouts, Cabbage, Chinese cabbage (bok choy), Chinese cabbage (napa), Chinese mustard cabbage (gai choy), Cauliflower, Cavalo broccolo, Collards, Kale, Kohlrabi, Mizuna, Mustard greens, Mustard spinach, and Rape greens

Bulb Vegetables
Garlic, Great-headed garlic, Leek, Onion (dry bulb and green), Welsh onion, and Shallot

Cucurbit Vegetables and Fruits
Chayote (fruit), Chinese waxgourd (Chinese preserving melon), Citron melon, Cucumber, Gherkin, Edible gourd (includes hyotan, cucuzza, hechima, Chinese okra), Melons (all), <i>Momordica</i> spp. (includes balsam apple, balsam pear, bittermelon, Chinese cucumber), Muskmelon (includes cantaloupe, casaba, crenshaw melon, golden pershaw melon, honeydew melon, honey ball melon, mango melon, Persian melon, pineapple melon, Santa Claus melon, snake melon), Pumpkin, Summer squash (includes crookneck squash, scallop squash, straightneck squash, vegetable marrow, zucchini), Winter squash (includes butternut squash, calabaza, hubbard squash, acorn squash, spaghetti squash), and Watermelon

Restriction:

- For Cantaloupe, Casaba melon, Crenshaw melon, Cucumber, Gherkin, Gourds, Honeydew melon, Honey ball melon, Mango melon, Melons (all), Muskmelon, Persian melon, Pumpkin, Squash (summer, winter), and Watermelon, allow at least 3 days between application and planting.

Leafy Vegetables
Amaranth (Chinese spinach), Arugula (roquette), Beet greens, Cardoon, Celery, Chinese celery, Celtuce, Chaya, Chervil, Edible-leaved chrysanthemum, Garland chrysanthemum, Com salad, Cress (garden and upland), Dandelion, Dock (sorrel), Dokudami, Endive (escarole), Florence fennel, Gow kee, Lettuce (head and leaf), Orach, Parsley, Purslane (garden and winter), Radicchio (red chicory), Rhubarb, Spinach, New Zealand spinach, Vine spinach, Swiss chard, Watercress (upland), and Water spinach

Precaution:

- For Watercress, avoid applications within 3 days prior to seeding and during the period between seeding and emergence to minimize the risk of crop injury.

Fruiting Vegetables
Eggplant, Groundcherry (<i>Physalis</i> spp.), Pepino, Pepper (includes bell pepper, chili pepper, cooking pepper, pimento, sweet pepper), Tomatillo, and Tomato

Restrictions:

- For Eggplant, Ground cherry, Pepper (all), and Tomatillo, allow at least 3 days between application and planting.
- For Tomato and tomatillos grown on sandy soil, ~~do not~~**DO NOT** make hooded, shielded sprayer or wiper applications in row-middles.

Legume Vegetables (Succulent or Dried)
Bean (<i>Lupines</i> spp.), includes: grain lupin, sweet lupin, white lupin, and white sweet lupin; Bean (<i>Phaseolus</i> spp.), includes: field bean, kidney bean, lima bean, navy bean, pinto bean, runner bean, snap bean, tepary bean, wax bean; Bean (<i>Vigna</i> spp.), includes: adzuki bean, asparagus bean, blackeyed pea, catjang, Chinese longbean, cowpea, crowder pea, moth bean, mung bean, rice bean, southern pea, urd bean, yardlong bean; Pea (<i>Pisum</i> spp.), includes dwarf pea, edible-podded pea, English pea, field pea, garden pea, green pea, snowpea, sugar snap pea); Broad bean (fava), Chickpea (garbanzo), Guar, Jackbean, Lablab bean, Lentil Pigeon pea, Soybean (immature seed), and Sword bean.

Spot Treatment or Pre-Harvest (Dry Beans, Peas, Lentils and Chickpeas Only)

Willowood Glypho 41% may be applied as an over-the-top broadcast spray or as a spot treatment to control labeled weeds in dry beans, peas, lentils or chick-peas. For spot treatment, to control troublesome weeds such as Canada thistle, quackgrass, mayweed (dog fennel), and milkweed, apply in 10 to 20 gals. of water per acre through ground broadcast spray equipment or use a 2% solution in a hand-held sprayer. For pre-harvest treatments, apply in 3 to 20 gals. of water per acre at the hard dough stage of the legume seed (30% in moisture or less).

Restrictions:

- Only 1 application per year may be made; ~~do not~~**DO NOT** combine a pre-harvest spray with a spot treatment on the same crop area.
- Employ at least a 30-day plant-back interval between treatment and replanting for any crop not specified for treatment in this

label.

- ~~Do not~~**DO NOT** feed treated vines and hay from these crops to livestock.
- ~~Do not~~**DO NOT** treat cowpeas or field (feed) peas, since these crop are considered to be grown as livestock feed.
- ~~Do not~~**DO NOT** make pre-harvest application for dry legumes grown for seed.

Follow the limitations listed in the table below:

Crop	Maximum Rate (per Acre)	Minimum Pre-Harvest Interval	Allowed in
Dry Beans	32.0 fl. oz.	7 Days	All States
Dry Peas, Lentils, and Chickpeas	26.0 fl. oz.	14 Days	Idaho, Minnesota, Montana, Nebraska, North Dakota, Oregon, South Dakota, and Washington

Root and Tuber Vegetables

Arracacha, Arrowroot, Chinese artichoke, Jerusalem artichoke, Beet (garden), Burdock, Canna, Carrot, Cassava (bitter and sweet), Celeriac, Chayote (root), Chervil (turnip-rooted), Chicory, Chufa, Dasheen (taro), Galangal, Ginger, Ginseng, Horseradish, Leren, Kava (turnip-rooted), Parsley (turnip rooted), Parsnip, Potato, Radish, Oriental radish, Rutabaga, Salsify, Black salsify, Spanish salsify, Skirret, Sweet potato, Tanier, Turmeric, Turnip, Wasabi, Yacon, Yam bean, and True yam

Selective Equipment Applications (Non-Bearing Ginseng Only)

Willowood Glypho 41% may be applied for weed control in established non-bearing ginseng. Applications may be made with boom equipment, CDA, shielded sprayers, hand-held and backpack wands, lances, and orchard guns or with wiper application equipment. See additional instructions under “**Selective Equipment**” in the “**APPLICATION EQUIPMENT AND TECHNIQUES**” section of this label.

Precaution:

- Conduct applications so that there is no contact of this product with the ginseng plant. Droplets, mist, foam or splatter of the herbicide solution settling onto desirable vegetation may result in discoloration, stunting or destruction.

Restriction:

- Applications must be made at least 1 year prior to harvest.

Over-The-Top Wiper Application (Rutabagas Only)

Wiper applicators may be used over-the-top of rutabagas for the control of taller weeds. See additional instructions in the “**APPLICATION EQUIPMENT AND TECHNIQUES**” section of this label.

Precaution:

- Droplets, mist, foam or splatter of the herbicide solution settling onto desirable vegetation may result in discoloration, stunting or destruction.

Restriction:

- Allow at least 14 days between application and harvest of rutabagas.

Miscellaneous Crops

Aloe vera, Asparagus, Bamboo shoots, Globe artichoke, Okra, Peanut (ground nut), Pineapple, Strawberry, and Sugar beet

Use directions for sugar beets containing the ~~Roundup-Ready~~**Glyphosate-resistant** gene are in the “**GLYPHOSATE-RESISTANT ROUNDUP-READY CROPS**” section of this label.

Precautions:

- Avoid contact of this product with foliage, green shoots or stems, bark, exposed roots (including those emerging from plastic mulch), or fruit of crops because severe crop injury or destruction may result.
- When making pre-emergence and at-planting applications, applications must be made before crop emergence to avoid severe crop injury.
- Apply before seed germination in coarse sandy soils to further minimize the risk of crop injury.
- In crops with vines, hooded sprayer, shielded sprayer and wiper applications to row-middles should be made prior to vine development otherwise severe injury or destruction may result.

Restrictions:

- Unless otherwise specified in this product’s labeling, treatments with selective equipment including wipers and hooded sprayers must be made at least 14 days prior to harvest.
- Post-harvest or fallow applications must be made at least 30 days prior to planting any crop not listed on this label.

See additional information in the “**APPLICATION EQUIPMENT AND TECHNIQUES**” section of this label.

Types of Applications: Those listed in the “**Types of Applications**” section under “**ANNUAL AND PERENNIAL CROPS**”, plus the following: Weed Control, Site Preparation, Spot Treatment (Asparagus)

Weed Control, Site Preparation

Willowood Glypho 41% may be applied for weed control or for site preparation prior to planting or transplanting crops listed in this section.

Precautions:

- This product could cause crop injury when applied prior to transplanting or direct-seeding crops into plastic mulch. Care must be taken to remove residues of this product from the plastic prior to planting.
- Residual product can be removed by a single 0.5" application of water, either by natural rainfall or by irrigation. Care should be taken to ensure that the wash water flushes off the plastic mulch and does not enter transplant holes.
- Applications made at emergence will result in injury or death to emerged seedlings.

Restrictions:

- Allow at least 21 days between residue removal and transplanting.
- ~~Do not~~**DO NOT** apply within a week before the first asparagus spears emerge.
- ~~Do not~~**DO NOT** feed or graze treated pineapple forage following application.

Spot Treatment (Asparagus)

Willowood Glypho 41% may be applied immediately after cutting, but prior to the emergence of new spears.

Restrictions:

- ~~Do not~~**DO NOT** treat more than 10% of the total field area to be harvested.
- ~~Do not~~**DO NOT** harvest within 5 days of treatment.

Post-Harvest (Asparagus)

Willowood Glypho 41% may be applied after the last harvest and all spears have been removed. If spears are allowed to regrow, delay application until ferns have developed. Delayed treatments should be applied as a directed or shielded spray in order to avoid contact of the spray with ferns, stems or spears. See additional instructions under the "**APPLICATION EQUIPMENT AND TECHNIQUES**" section of this label.

Precaution:

- Direct contact of the spray with asparagus may result in serious crop injury.

TREE, VINE, AND SHRUB CROPS (Alphabetical)

THIS SECTION GIVES DIRECTIONS THAT APPLY TO ALL TREE, VINE, AND SHRUB CROPS LISTED ALPHABETICALLY IN THE SECTIONS THAT FOLLOW. SEE THE INDIVIDUAL CROP CATEGORIES FOR SPECIFIC INSTRUCTIONS, PRE-HARVEST INTERVALS, PRECAUTIONS, AND RESTRICTIONS.

Willowood Glypho 41% may be applied in middles (between rows of trees or vines), strips (within rows of trees or vines), and for weed control or perennial grass suppression in established tree fruit and nut groves, orchards, berries, and vineyards. It may also be used for site preparation prior to planting or transplanting these crops. Apply 1 pt. to 5 qts. per acre according to the "**ANNUAL WEEDS**" and "**PERENNIAL WEEDS**" tables. Use the higher rates in the specified range when weeds are stressed, growing in dense populations or are greater than 12" tall.

Repeat applications may be made up to a maximum of 10.6 qts. per acre per year. See the "**PRODUCT INFORMATION**" section of this label for more information on "**Annual Maximum Application Rates**".

Types of Applications

Pre-Plant (Site Preparation) Broadcast Sprays, Weed Control, Middies (Between Rows of Trees, Vines, or Bushes), Strips (Within Rows of Trees, Vines, or Bushes), Selective Equipment (Shielded Sprayers, Wiper Treatments), Directed Spray, Spot Treatment, Perennial Grass Suppression, Cut Stump

Willowood Glypho 41% may be applied with boom equipment, CDA equipment, shielded sprayers, hand-held and backpack wands, lances, orchard guns or with wiper applicator equipment, unless prohibited in the specific crop sections that follow.

Precautions:

- Use extreme care to avoid contact of this herbicide solution, spray, drift or mist with foliage or green bark of trunk, branches, suckers, fruit or other parts of trees, canes and vines.
- Avoid applications when recent pruning wounds or other mechanical injury has occurred.
- Contact of this product with other than matured brown bark can result in serious crop damage or destruction.
- For applications in strips (within rows of trees), only selective equipment (directed sprays, hooded sprayers, shielded applicators, or wipers) should be used in order to minimize the potential for overspray or drift of this product onto the crop.

Restrictions:

- Only shielded or directed sprayers may be used in crops with potential for crop contact, and then only where there is sufficient clearance.
- For berry crops, hooded or shielded sprayers must be fully enclosed including top, sides, front and back.
- Only wipers or shielded applicators capable of preventing all contact with the crop may be used.
- Allow a minimum of 3 days between application and transplanting.

See additional instructions and precautions in the "**APPLICATION EQUIPMENT AND TECHNIQUES**" section of this label.

Middles (Between Rows)

Willowood Glypho 41% will control or suppress annual and perennial weeds and ground covers growing between rows of tree and

vine crops listed on this label. If weeds are under drought stress, irrigate prior to application. Reduced weed control may result if weeds have been recently mowed at the time of application.

Tank Mixtures: A tank mixture of this product plus Goal 2XL may be applied for annual weed control between rows (middles) of citrus crops, tree fruits, tree nuts, and vine crops. This mixture is recommended when weeds are stressed or growing in dense populations. Application of 16 to 32 fl. oz. of this product per acre plus Goal 2XL will control annual weeds with a maximum height, length or diameter of 6", including crabgrass, common groundsel, junglerice, common lambsquarters, redroot pigweed, London rocket, common ryegrass, shepherd's purse, annual sowthistle, filaree (suppression), horseweed/ marestalk (*Conyza canadensis*), stinging nettle, and common purslane (suppression). This tank mixture will also control common cheeseweed (malva) or hairy fleabane (*Conyza bonariensis*) with a maximum height, length or diameter of 3". Read and follow all labels and directions for use of all products being used in the tank mixture.

Strips (In Rows)

Tank Mixtures: It is the pesticide user's responsibility to ensure that all products are registered for the intended use. Read and follow the applicable restrictions and limitations and directions for use on all product labels involved in tank mixing. Users must follow the most restrictive directions for use and precautionary statements of each product in the tank mixture. This product may be applied within rows of tree or vine crops in tank mixtures with the following products, provided that the label of the specific product used permits the desired use:

Devrinol™ 50 DF	Krovar I	Simazine 4L	Solicam™ DF
Direx™ 4L	Prowl	Simazine 80W	Surflan™ AS
Goal 2XL	Princep Caliber™ 90	Sim-Trol™ 4L	Surflan 75W
Karmex DF			

Refer to the individual product labels for information about specific crops, rates, geographic restrictions and precautionary statements. For more information, see the "MIXING INSTRUCTIONS" and "Tank Mixing Procedures" sections of this label.

Restriction:

- ~~Do not~~**DO NOT** apply these tank mixtures in Puerto Rico.

Perennial Grass Suppression

Willowood Glypho 41% will suppress perennial grasses such as bahiagrass, Bermudagrass, tall fescue, orchardgrass, Kentucky bluegrass, and quackgrass that are grown as ground covers in tree and vine crops.

For suppression of tall fescue, fine fescue, orchardgrass and quackgrass, apply 8 fl. oz. of this product in 10 to 20 gals. of water per acre.

For suppression of Kentucky bluegrass covers, apply 6 fl. oz. of this product per acre. ~~Do not~~**DO NOT** add ammonium sulfate.

For best results, mow cool season grass covers in the Spring to even their height and apply this product 3 to 4 days after mowing.

For suppression of vegetative growth and seedhead inhibition of bahiagrass for approximately 45 days, apply 6 fl. oz. of this product in 10 to 25 gals. of water per acre. Apply 1 to 2 weeks after full green-up or after mowing to a uniform height of 3 to 4". This application must be made prior to seedhead emergence.

For suppression up to 120 days, apply 4 fl. oz. of this product per acre, followed by an application of 2 to 4 fl. oz. per acre about 45 days later. Make no more than 2 applications per year.

For burndown of Bermudagrass, apply 1 to 2 qts. of this product in 3 to 20 gals. of water per acre. Use this treatment only if reduction of the Bermudagrass stand can be tolerated. When burndown is required prior to harvest, allow at least 21 days to ensure sufficient time for burndown to occur.

For suppression of Bermudagrass, apply 6 to 16 fl. oz. of this product per acre east of the Rocky Mountains and 16 fl. oz. of this product per acre west of the Rocky Mountains. Apply in a total spray volume of 3 to 20 gals. per acre, no sooner than 1 to 2 weeks after full green-up. If the Bermudagrass is mowed prior to application, maintain a minimum of 3" in height. Sequential applications may be made when regrowth occurs and Bermudagrass injury and stand reduction can be tolerated. East of the Rocky Mountains, rates of 6 to 10 fl. oz. of this product per acre should be used in shaded conditions or where a lesser degree of suppression is desired.

Glyphosate-Resistant Horseweed (Marestalk, *Conyza canadensis*)

For ground applications, use 10 to 20 gals. of water per acre. For aerial applications, use 3 to 15 gals. of water per acre.

Orchards (Pome Fruit, Stone Fruit, and Tree Nuts)

Apply 2 qts. of this product plus the labeled rate of 2,4-D (Dri-Clean® or Orchard Master® CA) before marestalk exceeds 6" in height. A carrier volume of 15 gals. per acre is recommended. It is the pesticide user's responsibility to ensure that all products in the listed mixtures are registered for the intended use. Users must follow the most restrictive directions for use and precautionary statements of each product in the tank mixture. Further local restrictions may apply.

Vine Crops (Grapes Only)

Apply 2 qts. of this product per acre plus the labeled rate of 2,4-D (Dri-Clean®) before marestalk exceeds 6" in height. A carrier volume of 15 gals. per acre is recommended. It is the pesticide user's responsibility to ensure that all products in the listed mixtures are registered for the intended use. Users must follow the most restrictive directions for use and precautionary statements of each product in the tank mixture. Further local restrictions may apply. Also, residual herbicides such as diuron may provide additional pre-emergence control.

Cut Stump (Tree Crops)

Cut stump applications of **Willowood Glypho 41%** may be made during site preparation or site renovation, prior to transplanting tree crops. This product will control regrowth of cut stumps and resprouts of many types of tree species, some of which are listed below:

- **Citrus Trees:** Calamondin, Chironja, Citron, Citrus hybrids, Grapefruit, Kumquat, Lemon, Lime, Mandarin (Tangerine), Orange (all), Pummelo, Tangelo (Ugli), and Tangor
- **Fruit Trees:** Apple, Apricot, Cherry (sweet, sour), Crabapple, Loquat, Mayhaw, Nectarine, Olive, Peach, Pear, Plum/Prune (all), and Quince
- **Nut Trees:** Almond, Beechnut, Brazil nut, Butternut, Cashew, Chestnut, Chinquapin, Filbert (hazelnut), Hickory Nut, Macadamia, Pecan, Pistachio, and Walnut (black, English)

Apply this product using suitable equipment to ensure coverage of the entire cambium. Cut trees or resprouts close to the soil surface. Apply a 50 to 100% solution of this product to the freshly cut surface immediately after cutting. Delays in application may result in reduced performance. For best results, applications should be made during periods of active growth and full leaf expansion.

Restriction:

- **DO NOT** MAKE CUT STUMP APPLICATIONS WHEN THE ROOTS OF ADJACENT DESIRABLE TREES MAY BE GRAFTED TO THE ROOTS OF THE CUT STUMP. INJURY RESULTING FROM ROOT GRAFTING MAY OCCUR IN ADJACENT TREES. Some sprouts, stems, or trees may share the same root system. Adjacent trees having a similar age, height and spacing may signal shared roots. Whether grafted or shared, injury is likely to occur to non-treated stems/trees when one or more trees sharing common roots are treated.

Berry Crops

Blackberry (including bingleberry, black satin berry, boysenberry, Cherokee blackberry, chesterberry, Cheyenne blackberry, coryberry, darrowberry, dewberry, Dirksen thornless berry, Himalayaberry, hullberry, juneberry, lavacaberry, lowberry, lucretiaberry, marionberry, nectarberry, olallieberry, Oregon evergreen berry, phenomenalberry, rangeberry, ravenberry, rossberry, Shawnee blackberry, and youngberry), Blueberry, Cranberry, Currant, Elderberry, Gooseberry, Huckleberry, Loganberry, and Salal [Optional Crop: Raspberry (black, red)]

Precaution:

- To avoid damage, herbicide spray must not be allowed to contact desirable vegetation, including green shoots, canes, or foliage.

Restrictions:

- Allow a minimum of 30 days between last application and harvest of cranberries.
- Allow a minimum of 14 days between last application and harvest of other berry crops.

Types of Applications: Those listed in the “**Types of Applications**” section under “**TREE, VINE, AND SHRUB CROPS**”, plus the following: Spot Treatment in Cranberry Production and Post-Harvest Treatment in Cranberry Production

Spot Treatment in Cranberry Production

Spot treatments may be used to control weeds growing in dry ditches (interior and perimeter) of cranberry production areas. Hand-held sprayers or other appropriate application equipment listed under “**APPLICATION EQUIPMENT AND TECHNIQUES**” in this label may be used. Drop water level to remove standing water in ditches prior to application. With hand-held sprayers, use 1 to 2% solution of **Willowood Glypho 41%**. Spray adequately to wet the vegetation only; ~~do not~~**DO NOT** spray to the point of run-off.

Apply this product within 1 day after draw down to ensure application to actively growing weeds.

Precaution:

- Use nozzles that emit medium- to large-sized droplets in order to minimize spray drift and avoid crop injury.

Restrictions:

- To achieve maximum weed control in treatments of dry ditches after water draw down, allow 2 or more days after treatment before reintroduction of water.
- Allow a minimum of 30 days between last application and harvest of cranberries.
- ~~Do not~~**DO NOT** make applications by air.
- ~~Do not~~**DO NOT** apply directly to water.

Post-Harvest Treatments in Cranberry Production

Application of **Willowood Glypho 41%** may be made after the harvest of cranberries to control weeds growing in the field. Apply this product to vines that appear dormant (after they have turned red). Hand-held sprayers, wipers, or other appropriate application equipment listed in the “**APPLICATION EQUIPMENT AND TECHNIQUES**” section of this label may be used. If using hand-held sprayers, use a 0.5 to 1% solution of this product. Spray adequately to wet the vegetation only; ~~do not~~**DO NOT** spray to the point of run-off. If using hand-held boom sprayers, apply 2 to 4 qts. of this product per acre.

Precaution:

- Even though vines appear dormant, contact of the herbicide solution with desirable vegetation may result in damage or severe plant injury. Cranberry plants that are directly sprayed may be killed.

Restrictions:

- Make applications only after cranberries have been harvested.
- ~~Do not~~**DO NOT** treat more than 10% of the total bog.
- Allow a minimum of 6 months after last application and next harvest of cranberries.
- ~~Do not~~**DO NOT** make applications by air.
- ~~Do not~~**DO NOT** apply directly to water.

Citrus

Calamondin, Chironja, Citron, Citrus Hybrids, Grapefruit, Kumquat, Lemon, Lime, Mandarin (tangerine), Orange (all), Pummelo, Satsuma Mandarin, Tangelo (ugh), and Tangor

Types of Applications: Those listed in the “Types of Applications” section under “TREE, VINE, AND SHRUB CROPS”.

Restrictions:

- Allow a minimum of 1 day between last application and harvest in citrus crops.
- For citron groves, apply as directed sprays only.

The following use instructions pertain to applications in Florida and Texas Only:

For burndown or control of the weeds listed below, apply the specified rates of this product in 3 to 30 gals. of water per acre. Where weed foliage is dense, use 10 to 30 gals. of water per acre.

For goatweed, apply 2 to 3 qts. of **Willowood Glypho 41%** in 20 to 30 gals. of water per acre when plants are actively growing. Use 2 qts. per acre when plants are less than 8” tall, and 3 qts. per acre when plants are greater than 8” tall. If goatweed is greater than 8” tall, use of this product in a tank mixture with Krovar™ I or Karmex™ may improve weed control. Refer to the individual product labels for treatment information on specific crops, rates, geographic restrictions and precautionary statements.

Perennial Weeds				
Weed Species	Willowood Glypho 41% Rate per Qts.			
	1.0	2.0	3.0	5.0
Bermudagrass	B	-	PC	C
Guineagrass	-	-	-	-
Texas and Florida Ridge	B	C	C	C
Florida Flatwoods	-	B	C	C
Paragrass	B	C	C	C
Torpedograss	S	-	PC	C
C = Control B = Burndown PC = Partial Control S = Suppression				

Miscellaneous Tree Food Crops

Cactus (fruit and pads), Palm (heart, leaves), and Palm (oil)

Types of Applications: Those listed in the “Types of Applications” section under “TREE, VINE, AND SHRUB CROPS”.

Non-Food Tree Crops

Pine, Poplar, Eucalyptus, Christmas trees, and all other non-food tree crops

Types of Applications: Those listed in the “Types of Applications” section under “TREE, VINE, AND SHRUB CROPS”.

Restriction:

- Unless otherwise directed, ~~do not~~ **DO NOT** use this product for use as an over-the-top broadcast spray in plantations or other labeled tree crops.

Directed Spray, Spot treatment, Wiper Application

Willowood Glypho 41% may be used as a post-directed spray and spot treatment around established poplar, eucalyptus, Christmas trees, and other non-food tree crops.

Precaution:

- Avoid contact of spray, drift or mist of this product with foliage or green bark of established Christmas trees and other pine trees. Desirable plants may be protected from the spray solution by using shields or coverings made of cardboard or other impermeable material.

Site Preparation

Willowood Glypho 41% may be used for weed control prior to planting non-food tree crops.

Precaution:

- Care should be taken to protect non-target plants during site preparation applications.

Broadcast Applications In Christmas Tree Plantations

Precaution:

- IF IMPROPERLY APPLIED, THIS PRODUCT HAS THE POTENTIAL TO CAUSE SEVERE CHRISTMAS TREE INJURY. FOLLOW ALL LABEL DIRECTIONS.

This product may be applied as a broadcast spray over established Christmas trees. Ensure that adequate buffers are maintained to prevent drift onto nearby desirable crops or vegetation. Read the entire “APPLICATION EQUIPMENT AND TECHNIQUES” section of this label for additional application precautions.

This application is approved for the following Christmas tree species:

Douglas fir (*Pseudotsuga menziesii*)
Fir species (*Abies* spp.)
Spruce species (*Picea* spp.)

Applications may be made only after trees have completed at least a full growing season since planting or transplanting. Applications should not be made within 1 full year prior to tree harvest.

Applications may only be made in the Fall after the formation of final conifer resting buds. Final resting buds must be fully hardened and in the dormant stage. Applications made at any other time may result in unacceptable Christmas tree injury.

Avoid spray pattern overlap, as injury may occur.

Apply 1 qt. of this product per acre in 5 to 30 gals. of water per acre.

This product may be used at rates from 1 to 2 qts. per acre in some areas. Consult your local representative or supplier for specific recommendations if you require rates greater than 1 qt. per acre.

Restrictions:

- **DO NOT** ADD SURFACTANTS, ADDITIVES CONTAINING SURFACTANTS, OR ANY OTHER ADDITIVES TO THIS PRODUCT.
- ~~Do not~~**DO NOT** use drift control additives for application to Christmas trees.
- ~~Do not~~**DO NOT** use herbicides tank-mixed with this product for application to Christmas trees.

Pome Fruit

Apple, Crabapple, Loquat, Mayhaw, Pear (including oriental pear), and Quince

Types of Applications: Those listed in the “Types of Applications” section under “TREE, VINE, AND SHRUB CROPS”.

Restriction:

- Allow a minimum of 1 day between last application and harvest in pome crops.

Stone Fruit

Apricot, Cherry (sweet, tart), Nectarine, Olive, Peach, Plum/Prune (all types), and Plumcot

Types of Applications: Those listed in the “Types of Applications” section under “TREE, VINE, AND SHRUB CROPS”.

Precautions:

- Avoid applications near trees with recent pruning wounds or other mechanical injury.
- USE EXTREME CARE TO ENSURE THAT NO PART OF THE PEACH TREE IS CONTACTED WITH OVERSPRAY OR DRIFT OF THIS PRODUCT.

Restrictions:

- For olive groves, apply only as a directed spray.
- Allow a minimum of 17 days between last application and harvest in stone fruit crops.
- Remove suckers and low-hanging limbs at least 10 days prior to application.
- Apply only near trees that have been planted in the orchard for 2 or more years.

Tree Nuts

Almond, Beechnut, Betelnut, Brazil nut, Butternut, Cashew, Chestnut, Chinquapin, Coconut, Filbert (hazelnut), Hickory nut, Macadamia, Pecan, Pine nut, Pistachio, and Walnut (black, English)

Types of Applications: Those listed in the “Types of Applications” section under “TREE, VINE, AND SHRUB CROPS”.

Restrictions:

- Allow a minimum of 3 days between last application and harvest of tree nuts, except coconut.
- Allow 14 days between application and harvest in coconut.

Tropical and Subtropical Trees and Fruits

Ambarella, Atemoya, Avocado, Banana, Barbados cherry (acerola), Biriba, Blimbe, Breadfruit, Cacao (cocoa) bean, Canistel, Carambola (starfruit), Cherimoya, Coffee, Custard apple, Dates, Durian, Feijoa, Figs, Governor’s plum, Guava, Ila, Imbe, Imbu, Jaboticaba, Jackfruit, Longan, Lychee, Mamey apple, Mango, Mangosteen, Marmaladebox (genip), Mountain papaya, Papaya, Pawpaw, Plantain, Persimmon, Pomegranate, Pulasan, Rambutan, Rose apple, Sapodilla, Sapote (black, mamey, white), Spanish lime, Soursop, Star apple, Sugar apple, Surinam cherry, Tamarind, Tea, Ti (roots and leaves), and Wax jambu

Types of Applications: Those listed in the “Types of Applications” section under “TREE, VINE, AND SHRUB CROPS” and as described below as a Bananacide (Bananas Only).

Restrictions:

- Allow a minimum of 1 day between last application and harvest in banana, guava, papaya, and plantain crops.
- Allow a minimum of 14 days between last application and harvest for any other tropical or subtropical tree fruit listed.
- Allow a minimum of 28 days between last application and harvest in coffee crops.
- In coffee and banana, delay applications 3 months after transplanting to allow the new coffee or banana plant to become established.

Bananacide (Banana Only)

Willowood Glypho 41% may be used to destroy banana plants infected with the Banana Bunchy Top Virus, as well as non-infected banana plants in order to establish disease free buffers around plantations. Remove all fruit from the plants within the treatment area prior to treatment.

Inject 1/25 fl. oz. (1 mL) of this product's concentrate per 2 to 3" of pseudostem diameter. Make the injection at least one foot above the ground, except for very small plants, which should be injected vertically into the top. Any subsequent regrowth must also be destroyed. All plants and mats (or units) within a 4-foot radius around a treated mat should be mechanically destroyed.

For control of the Banana Bunchy Top Virus, it is critical that the grower follow a strict control program involving monitoring for diseased plants, spraying to control the aphid vector, and destruction of all infected mats (or units). An infected plant may not show symptoms of the banana bunchy top virus for up to 125 days, therefore it is critical that the entire mat (or unit) containing the diseased plant be destroyed immediately.

Precaution:

- Remove all fruit from plants and mats (or units) prior to treatment.

Restrictions:

- ~~Do not~~**DO NOT** apply more than ½ fl. oz. (15 mL) of this product per mat (or unit).
- ~~Do not~~**DO NOT** harvest any fruit or plant materials from treated mats (or units) following injection.
- ~~Do not~~**DO NOT** allow livestock to consume treated plant materials.
- Following transplant of new banana plants into treated areas, allow plants to become established for 3 months before applying this product for weed control.

Vine Crops

Grapes (raisin, table, wine) Hops, Kiwi, and Passion fruit

Types of Applications: Those listed in the “**Types of Applications**” section under “**TREE, VINE, AND SHRUB CROPS**”.

Apply **Willowood Glypho 41%** for weed control only when green shoots, canes, or foliage are not in the spray zone. In the northeast and Great Lakes regions, apply this to production grape vineyards prior to the end of the bloom stage of grapes in order to avoid crop injury, or apply using shielded sprayers or wiper equipment.

Restrictions:

- Allow a minimum of 14 days between last application and harvest of vine crops.
- ~~Do not~~**DO NOT** use selective equipment in kiwi.

PASTURE GRASSES, FORAGE LEGUMES, AND RANGELANDS

Refer to the “**ANNUAL WEEDS**” and “**PERENNIAL WEEDS**” tables for rate directions for specific weeds. When applied as directed, **Willowood Glypho 41%** will control these annual and perennial grasses and broadleaf weeds.

For the control of tough weeds, specified rates listed in the following sections, supersede the specified rates in the “**ANNUAL WEEDS**” and the “**PERENNIAL WEEDS**” and “**WOODY BRUSH AND TREES**” tables of this label.

All labeled treatments may be made by aerial equipment where appropriate, provided that the applicator complies with the precautions and restrictions specified on this product's labeling.

Alfalfa, Clover, and Other Forage Legumes

Alfalfa, Clover, Kenaf, Kudzu, Lespedeza, Leucaena, Lupin, Sainfoin, Trefoil, Velvet bean, and Vetch (all types)

Use directions for alfalfa with the ~~Roundup Ready~~**Glyphosate-resistant** gene are in the “**GLYPHOSATE-RESISTANT ROUNDUP READY CROPS**” section of this label.

Types of Applications: Pre-Plant, At-Planting, Pre-Emergence, Pre-Harvest (Except Kenaf and Leucaena), Spot Treatment, Over-The-Top Wiper Application, Renovation, Stand Removal, Dormant Alfalfa

Pre-Plant, At-Planting, Pre-Emergence

Product may be applied before, during or after planting crops listed in this section. Applications must be made prior to crop emergence. The crop may be fed or grazed as soon as it reaches sufficient maturity.

Restriction:

- Remove domestic livestock before application.

Pre-Harvest (Except Kenaf and Leucaena)

Willowood Glypho 41% may be used in declining alfalfa stands or any stand of alfalfa where crop destruction is acceptable. This product will control annual or perennial weeds, including quackgrass, when applied prior to crop harvest. Applications may be made at any time of the year. For control of quackgrass, apply in the spring, late Summer or Fall when quackgrass is actively growing. Treatments for quackgrass must be followed by deep tillage for complete control.

Restrictions:

- Make only 1 application to an existing stand of crop per year.
- This application may destroy the alfalfa stand and may severely injure or destroy other labeled crops such as clover.
- ~~Do not~~**DO NOT** make pre-harvest application for alfalfa grown for seed.
- The treated crop and weeds can be harvested and fed to livestock according to the application rates and intervals defined below:

Crop	Maximum Single Application Rate (per Acre)	Minimum Interval Between Application and Harvest or Livestock Grazing
Alfalfa	2.0 qts.	36 hours
All other legumes listed	3.0 pts.	3 days

Spot Treatment, Over-The-Top Wiper Application

Willowood Glypho 41% may be applied as a spot treatment or over-the-top of crops listed in this section with wiper applicators. For wipers, see “**Wiper Applicators**” in the “**APPLICATION EQUIPMENT AND TECHNIQUES**” section of this label. Applications may be made in the same area at 30-day intervals.

Precaution:

- For spot treatment and wiper applications, apply in areas where the movement of domestic livestock can be controlled.

Restrictions:

- No more than 10% of the total field area should be treated at one time.
- Remove domestic livestock before application and wait 3 days after application before grazing livestock or harvesting.

Renovation, Stand Removal

Willowood Glypho 41% may be applied as a broadcast spray to remove established stands of alfalfa, clover, and other forage legumes listed on this label. If the crop is to be grazed or harvested for feed, use up to a maximum of 2 qts. per acre in alfalfa and up to 3 pts. per acre in other labeled legumes. For complete removal of established stands of clover, it may be necessary to use treatment rates greater than this, as listed in the “**PERENNIAL WEEDS**” table.

Restrictions:

- For applications up to 2 qts. per acre for alfalfa or 3 pts. per acre for all other forage legumes, remove domestic livestock before application, follow the minimum harvest or grazing intervals in the table above under “**Pre-Harvest**” in this section. For treatment rates above these levels, ~~do not~~**DO NOT** graze or harvest treated foliage for livestock feed or allow grazing.
- Crops listed in this label may be planted into the treated area at any time; for all other crops, wait 30 days or more between application and planting.

Dormant Alfalfa

Willowood Glypho 41% will control or suppress many weeds, including quackgrass, downy brome, and cheatgrass in dormant alfalfa. Apply 8 to 12 fl. oz. per acre of this product. Apply in the Spring to alfalfa that is dormant. Applications should be made after Spring temperatures have warmed enough to encourage resumption of weed growth, but prior to initiation of trifoliate leaf expansion of the alfalfa. Applications made after expansion of the 1st trifoliate leaf of the alfalfa will cause growth reduction and reduced crop yield. Slight discoloration of the alfalfa may occur, but the alfalfa will re-green and regrow under moist soil conditions as effects of this product wear off.

Precaution:

- Application of this product can cause crop injury.

Restrictions:

- ~~Do not~~**DO NOT** use ammonium sulfate when spraying dormant alfalfa with this product.
- ~~Do not~~**DO NOT** use this product where a slight yield reduction in the first cutting of alfalfa cannot be tolerated.
- ~~Do not~~**DO NOT** make more than 1 application per year.
- Allow 36 hours after application before grazing livestock or harvesting.
- Application of this product is limited to persons who have attended a training program. Application of this product can cause crop injury. Any crop injury is the sole responsibility of the applicator.

For Weed Control Applications In Seed Production Of ~~Glyphosate-Resistant~~**Glyphosate-Tolerant (Roundup Ready®)** Alfalfa Information

AVOID CONTACT OF HERBICIDE WITH FOLIAGE, GREEN STEMS, EXPOSED NON-WOODY ROOTS OR FRUIT OF CROPS (EXCEPT AS SPECIFIED FOR INDIVIDUAL ~~GLYPHOSATE-RESISTANT~~**ROUNDUP-READY** CROPS), DESIRABLE PLANTS AND TREES, BECAUSE SEVERE INJURY OR DESTRUCTION MAY RESULT.

See “**PRODUCT INFORMATION**” and “**MIXING**” sections of this label booklet for essential product performance information.

The glyphosate-tolerant designation indicates that the alfalfa contains a gene that provides tolerance to this product. Information on glyphosate-tolerant alfalfa varieties may be obtained from your seed supplier.

This product will control many troublesome emerged weeds with over-the-top applications in glyphosate-tolerant alfalfa grown for seed. Over-the-top applications may be made from emergence through the late vegetative stage, and spot treatments may be made from early bud stage through seed harvest.

For ground applications with broadcast equipment, apply this product in 3 to 40 gals. of spray solution per acre. Carefully select proper nozzle and spray pressure to avoid spraying a fine mist. For best results with ground application equipment, use flat fan nozzles. Check for even distribution of spray droplets.

For aerial application: Use the specified rates of this product in 3 to 15 gals. of spray solution per acre.

For aerial application in California, refer to the **Aerial Application - California** section in this label.

Restrictions:

- ~~Do not~~**DO NOT** exceed 2 qts. of this product per acre when making applications by air.
- There are no rotational crop restrictions following applications of this product. For any crop NOT listed in this label, applications must be at least 30 days prior to planting.

TYPES OF APPLICATIONS: Pre-Plant, At-Planting, Pre-Emergence, Post-Emergence and Post-Harvest Of Seed

Maximum Application Rates

Combined total per year for all applications	8 qts. per acre
Total Pre-plant, At-planting, and Pre-emergence applications	2 qts. per acre
Total in-crop application rate from emergence through the late Vegetative stage	6 qts. per acre
Spot-treatment during early bud stage through seed harvest (See the “ Spot Treatment after late vegetative stage ” section and the “ PRECAUTIONS AND RESTRICTIONS ” section of this label for complete instructions)	Apply spray-to-wet; do not DO NOT apply to the point of runoff

Over-The-Top Applications: Broadcast applications of this product may be made using ground or aerial application equipment over-the-top of ~~Roundup Ready~~**Glyphosate-Resistant Alfalfa** from emergence through the late vegetative stage. ~~Do not~~**DO NOT** make broadcast applications of this product between the initiation of alfalfa budding and the harvest of seed. Any single over-the-top broadcast application of this product should not exceed 2 qts. per acre. Sequential applications of this product should be at least 7 days apart.

Due to the biology and breeding constraints of alfalfa, up to 10% of the seedlings are susceptible and will not survive or thrive after the first application of this product. A single application of at least 1 qt. per acre of this product should be applied at or before the 3 to 4 trifoliate growth stage to eliminate the effects of stand gaps created by the loss of non-~~Roundup Ready~~**Glyphosate-resistant** plants.

Spot Treatment After Late Vegetative Stage: For late emerging weeds, this product may be applied as a spot treatment in ~~Glyphosate-Resistant Roundup Ready a~~**Glyphosate-Resistant Roundup Ready a** alfalfa grown for seed, during the early bud stage through seed harvest. Applications made during this stage may result in reduced seed yield and quality and are the responsibility of the grower. Make applications on a spray-to-wet basis. ~~Do not~~**DO NOT** spray to the point of runoff. If a spot treatment is made after the late vegetative stage, harvested seed must not be used for alfalfa sprout production.

Post-Harvest Applications: Following harvest of ~~Glyphosate-Resistant Roundup Ready a~~**Glyphosate-Resistant Roundup Ready a** alfalfa seed, the stand may be managed for forage and hay production. Refer to the ~~Glyphosate-Resistant Roundup Ready a~~**Glyphosate-Resistant Roundup Ready a** alfalfa section of this label for rates and timing of applications for forage and hay production.

Weeds Controlled: For specific rates of application and instructions for control of various annual and perennial weeds, refer to the “**ANNUAL WEEDS**” and the “**PERENNIAL WEEDS**” tables.

Some weeds with multiple germination times or suppressed (stunted) weeds may require a second application of this product for complete control. The second application should be made after some re-growth of weeds has occurred.

In addition to those weeds listed in this label, this product will suppress or control the parasitic weed, Dodder (*Cuscuta* spp.) in ~~Roundup Ready Glyphosate-Resistant Alfalfa~~**Roundup Ready Glyphosate-Resistant Alfalfa** seed production. Repeat applications may be necessary for complete control.

Restrictions:

- ~~Do not~~**DO NOT** make over-the-top broadcast applications of this product between the initiation of alfalfa budding and the harvest of ~~Roundup Ready alfalfa~~**Glyphosate-Resistant Alfalfa** seed.
- ~~Do not~~**DO NOT** use harvested ~~Roundup Ready alfalfa~~**Glyphosate-Resistant Alfalfa** seed for production of alfalfa sprouts.
- ~~Roundup Ready~~**Glyphosate-resistant** crop varieties must be purchased from an authorized licensed seed supplier.
- ~~Do not~~**DO NOT** combine these instructions with other instructions for alfalfa varieties that ~~do not~~**DO NOT** a glyphosate-tolerant gene.
- ~~Do not~~**DO NOT** tank mix this product with other herbicides, insecticides, or fungicides for over-the-top applications.

Conservation Reserve Program (CRP)

Types of Applications: Renovation (Rotating Out Of CRP), Site Preparation, Post-Emergence Weed Control in Dormant CRP Grasses, Over-the-Top Wiper Application

Renovation (Rotating Out of CRP), Site preparation

Willowood Glypho 41% may be used to prepare CRP land for crop production. Refer to Federal, State, or local use guides for CRP renovation directions.

Restriction:

- Crops listed on this label may be planted into the treated area at any time; for any other crop, wait at least 30 days between application and planting.

Post-Emergence Weed Control in Dormant CRP Grasses, Over-The-Top Wiper Application

Apply **Willowood Glypho 41%** to suppress competitive growth and seed production of undesirable vegetation on CRP land. Applications may be made using wiper applicators to control tall weeds or as a broadcast or spot treatment to dormant CRP grasses. For selective applications with broadcast spray equipment, apply 12 to 16 fl. oz. of this product per acre in early Spring before desirable CRP grasses, such as crested and tall wheatgrass, break dormancy and initiate green growth. Late Fall applications can be made after desirable perennial grasses have reached dormancy.

No waiting period is required between application and grazing or harvesting for feed.

Precaution:

- Some stunting of CRP perennial grasses will occur if broadcast applications are made when plants are not dormant.

Restriction:

- ~~Do not~~**DO NOT** apply more than 3 qts. per acre per year onto CRP land.

Grass Seed or Sod Production

Any grass (*Gramineae* family) except Corn, Sorghum, Sugarcane, and those listed in the “**Cereal and Grain Crops**” section of this label.

Types of Applications: Pre-Plant, At-Planting, Pre-Emergence, Renovation, Removal of Established Stands, Site Preparation, Shielded Sprayers, Over-The-Top Wiper Application, Spot Treatment, Creating Rows in Annual Ryegrass

Pre-Plant, At-Planting, Pre-Emergence, Renovation, Removal of Established Stands, Site Preparation

Willowood Glypho 41% controls most existing vegetation prior to renovating turf or forage grass seed areas or establishing turf grass grown for sod. It may be used to destroy undesirable grass vegetation when production fields are converted to alternate species or crops. Make applications before, during, or after planting or for renovation. For maximum control of existing vegetation, delay planting to determine if any regrowth from escaped underground plant parts occurs. Where existing vegetation is growing under mowed turf management, apply this product after omitting at least one regular mowing to allow sufficient growth for good interception of the herbicide spray. Where repeat treatments are necessary, sufficient regrowth must be attained prior to application. For warm-season grasses, such as Bermudagrass, Summer or Fall applications provide best control. Broadcast equipment may be used to control sod remnants or other unwanted vegetation after sod is harvested. Application rates of up to 5 qts. per acre may be used to totally remove established stands of tough to kill grass species.

Restrictions:

- ~~Do not~~**DO NOT** disturb soil or underground plant parts before treatment.
- Tillage or renovation techniques such as vertical mowing, coring or slicing should be delayed for 7 days after application to allow proper translocation into underground plant parts.
- If application rates total 3 qts. per acre or less, no waiting period between treatment and feeding or livestock grazing is required. If the rate is greater than 3 qts. per acre, remove domestic livestock before application and wait 8 weeks after application before grazing or harvesting.
- For any crop not listed for treatment in this label, applications must be made at least 30 days prior to planting.
- Applications must be made prior to the crop emergence in order to avoid crop injury.

Shielded Sprayers

Apply 1 to 3 qts. of **Willowood Glypho 41%** as a broadcast spray in 10 to 20 gals. of water per acre to control weeds between grass seed rows. Uniform planting in straight rows aid in shielded sprayer applications. Best results are obtained when the grass seed crop is small enough to easily pass by or through the protective shields. See additional instructions on the use of shielded sprayers in the “**APPLICATION EQUIPMENT AND TECHNIQUES**” section.

Precaution:

- Droplets, mist, foam or splatter of the herbicide solution settling onto desirable vegetation may result in discoloration, stunting or destruction.

Over-The-Top Wiper Application

Willowood Glypho 41% may be applied over-the-top of desirable grasses using wiper applicators for the control of tall weeds. See additional instructions on the use of wiper applicators in the “**APPLICATION EQUIPMENT AND TECHNIQUES**” section.

Precaution:

- Droplets, mist, foam or splatter of the herbicide solution settling onto desirable vegetation may result in discoloration, stunting or destruction.

Spot Treatment

Apply a 1 to 1.5% solution of **Willowood Glypho 41%** using hand-held spray equipment to control weeds within established vegetation prior to heading of grasses grown for seed. Hand-held equipment may also be used to control sod remnants or other unwanted vegetation after sod is harvested.

Precaution:

- Crop sprayed in treated area will be killed. Take care not to spray or allow spray to drift outside the target area to avoid unwanted crop destruction.

Restrictions:

- Apply this product prior to heading of grasses.
- ~~Do not~~**DO NOT** treat more than 10% of the total field area.

Creating Rows in Annual Ryegrass

Apply 16 to 32 fl. oz. of **Willowood Glypho 41%** per acre. Best results are obtained when applications are made before ryegrass reaches 6” in height. Use the higher rate when the ryegrass is greater than 6” in height. Set nozzle heights to allow the establishment of the desired row spacing. Use of low-pressure nozzles, or drop nozzles designed to target the application over a narrow band are recommended.

Precaution:

- Take care not to spray or allow droplets, spray fines, or drift to settle outside the treatment area to avoid unwanted crop destruction.

Pastures

Any grass (*Gramineae* family) except Corn, Sorghum, Sugarcane and those listed in the “**CEREAL AND GRAIN CROPS**” section of this label, including Bahiagrass, Bermudagrass, Bluegrass, Bromegrass, Fescue, Guineagrass, Kikuyu grass, Orchardgrass, Pangola grass, Ryegrass, Timothy, and Wheatgrass

Types of Applications: Pre-Plant, Pre-Emergence, Pasture Renovation, Spot Treatment, Over-The-Top Wiper Application, Post-Emergence Weed Control (Broadcast Treatments)

Pre-Plant, Pre-Emergence, Pasture Renovation

Willowood Glypho 41% may be applied for weed control prior to planting or emergence of forage grasses. This product may also be used to control perennial pasture species listed on this label prior to re-planting.

Restrictions:

- If application rates total 3 qts. per acre or less, no waiting period between treatment and feeding or livestock grazing is required. If the rate is greater than 3 qts. per acre, remove domestic livestock before application and wait 8 weeks after application before grazing or harvesting.
- For any crop not listed on this label, applications must be made at least 30 days prior to planting.

Spot Treatment, Over-The-Top Wiper Application

Willowood Glypho 41% may be applied in pastures as a spot treatment or over-the-top of desired grasses using wiper applicators to control tall weeds. Applications may be repeated in the same area at 30-day intervals. See additional instructions on the use of wiper applicators in the “**APPLICATION EQUIPMENT AND TECHNIQUES**” section.

To achieve maximum performance, remove domestic livestock before application and wait 7 days after application before grazing or harvesting for feed.

Restrictions:

- For spot treatment and wiper application methods using rates of 3 qts. of this product per acre or less, the entire field or any portion of it may be treated. When spot treatments or wiper applications are made using rates above 3 qts. of this product per acre, no more than 10% of the field may be treated at any one time.

Post-Emergence Weed Control (Broadcast Treatments)

Willowood Glypho 41% may be applied to pastures to suppress competitive growth and seed production of annual weeds and undesirable vegetation. For selective applications with broadcast spray equipment, apply 12 to 16 fl. oz. of this product per acre in early Spring before desirable perennial grasses break dormancy and initiate green growth. Late Fall applications can be made after perennial grasses have reached dormancy.

No waiting period is required between application and grazing or harvesting for feed.

Precautions:

- Some stunting of perennial grasses will occur if broadcast applications are made when plants are not dormant.
- Use of higher application rates will cause stand reductions.

Restrictions:

- ~~Do not~~**DO NOT** apply more than 3 qts. per acre per year onto pasture grasses except for renovation use described above in this section.
- If replanting is needed due to severe stand reduction, wait at least 30 days after treatment prior to planting any crop not listed on this label.

For Selective Weed Control on Glyphosate-Tolerant Pure Gold® Tall Fescue and Aurora Gold Fine Fescue Selections**Glyphosate-Tolerant Tall Fescue Selections for Seed Production**

Use this product on glyphosate-tolerant tall and fine fescue grown for seed production only.

This product may be applied at rates of 4 to 16 fl. oz. per acre as a Post-emergence spray on glyphosate-tolerant tall fescue selections.

When applied Post-emergence, this product will control or suppress the following weeds: annual bluegrass mustards, downy brome, cheatgrass, chickweed, pennycress, fleabane, shepherd's-purse, sowthistle, wild oat, dandelion, quackgrass, and Canada thistle.

See the “**Annual**” and “**Perennial Weeds**” section of this label for a complete list of weeds controlled or suppressed.

Precaution:

- Some crop discoloration and yellowing may occur at higher rates of application with glyphosate-tolerant tall and fine fescue selections. Reduction in stand of these selections may occur under stress conditions.

Timing of Applications

Applications can be made 6 weeks after germination and to established crops after growth resumes in the Fall until onset of dormancy and in the Spring after dormancy break until 60 days prior to harvest.

Avoid spraying during or within 2 weeks after periods when air temperatures fall below 25°F.

Remove domestic livestock from the seed production field prior to application. Wait 60 days after making this application before grazing or harvesting the treated area.

Restriction:

- Only 2 applications per crop growth cycle may be made to any one site. If 2 applications are required, only one Fall and one Spring application may be made during one 12-month cycle.

Willowood Glypho 41% may be applied at 16 fl. oz. per acre to control the weeds listed below and most other Winter annual grass and broadleaf weeds in established coastal Bermudagrass pastures:

Annual bluegrass	Henbit	Oats	Sunflower
Cheat	Johnsongrass, seedling	Ryegrass, Italian	Wheat
Crabgrass	Little barley	Sandbur, field	Wild mustard

Timing of Application

- **Applications prior to Spring growth:** Apply this product in either late Winter or early Spring but before new coastal Bermudagrass growth begins in the Spring. Applications to new growth can damage the Bermudagrass. Remove domestic livestock from the pasture before making the application. Wait 60 days after making this application before grazing or harvesting the treated area.
- **Applications, following the first cutting:** Apply this product after the first Bermudagrass cutting when the Bermudagrass has not yet begun to regrow. Applications made after regrowth has begun can damage the Bermudagrass. Remove domestic livestock from the pasture before making the application. Wait 28 days after making this application before grazing or harvesting the treated area.

Restriction:

- Only 1 application per year may be made to any one field. A ~~Spring~~ application prior to growth and an application following the first cutting must not be made on the field during the same year.

Rangelands

Types of Applications: Post-Emergence

Willowood Glypho 41% will control or suppress many annual weeds growing in perennial cool and warm-season grass rangelands. Preventing viable seed production is key to the successful control and invasion of annual grassy weeds in rangelands. Follow-up applications in sequential years should eliminate most of the viable seeds. Grazing of treated areas should be delayed to encourage growth of desirable perennials. Allowing desirable perennials to flower and reseed in the treated area will encourage successful transition.

Apply 12 to 16 fl. oz. of this product to control or suppress many weeds, including downy brome, cheatgrass, cereal rye and jointed goatgrass in rangelands. Apply when most mature brome plants are in early flower and before the plants, including seedheads, turn color. Allowing for secondary weed flushes to occur in the Spring following rain events further depletes the seed reserve and encourages perennial grass conversion on weedy sites. Fall applications are recommended where Spring moisture is usually limited and Fall germination allows for good weed growth.

For medusahead, apply 16 fl. oz. of this product at the 3-leaf stage. Delaying applications beyond this stage will result in reduced or unacceptable control. Fire may be useful in eliminating the thatch layer produced by slow decaying culms prior to application. Allow new growth to occur before spraying after a burn. Repeat applications in subsequent years may be necessary to eliminate the seedbank before reestablishing desirable perennial grasses in medusahead-dominated rangelands.

No waiting period between treatment and feeding or livestock grazing is required.

Precaution:

- Slight discoloration of the desirable grasses may occur, but they will re-green and regrow under moist soil conditions as effects of this product wear off.

Restrictions:

- ~~Do not~~**DO NOT** use ammonium sulfate when spraying rangeland grasses with this product.
- ~~Do not~~**DO NOT** apply more than 3 qts. of this product per acre per year.

GLYPHOSATE-RESISTANT ROUNDUP READY CROPS

The following instructions for **Willowood Glypho 41%** include all applications of this product that can be made onto the specified ~~Roundup Ready~~**Glyphosate-resistant** crops during the complete cropping season.

The ~~Roundup Ready~~**Glyphosate-resistant** designation indicates that the crop contains a patented gene that provides tolerance to this product. Information on ~~Roundup Ready~~**Glyphosate-resistant** crops may be obtained from your seed supplier. ~~Roundup Ready~~**Glyphosate-resistant** crops must be purchased from an authorized licensed seed supplier.

Restrictions:

- ~~Do not~~**DO NOT** combine these treatment instructions with those for crops in the “**ANNUAL AND PERENNIAL CROPS (Alphabetical)**” section of this label that ~~do not~~**DO NOT** contain the ~~Roundup Ready~~**Glyphosate-resistant** gene, unless otherwise directed in this product’s labeling.
- THIS PRODUCT IS FOR POST-EMERGENCE (IN-CROP) APPLICATION ONLY ON CROPS DESIGNATED AS CONTAINING THE ~~ROUNDUP READY~~**GLYPHOSATE-RESISTANT** GENE.

Precautions:

- Applying this product to crops that are not designated as ~~Roundup Ready~~**Glyphosate-resistant** will result in severe crop injury and yield loss.
- Avoid contact with foliage, green stems, or fruit of crops, or any desirable plants that ~~do not~~**DO NOT** contain the ~~Roundup Ready~~**Glyphosate-resistant** gene, since severe plant injury or destruction will result.

Sprayer Preparation: It is important that sprayer and mixing equipment be clean and free of pesticide residue before making

applications of this product. Follow the cleaning procedures specified on the label of the product(s) previously used. THOROUGHLY CLEAN THE SPRAY TANK AND ALL LINES AND FILTERS TO ELIMINATE POTENTIAL CONTAMINATION FROM OTHER HERBICIDES PRIOR TO MIXING AND APPLYING THIS PRODUCT.

For Ground Broadcast Applications: Apply this product in 5 to 20 gals. of spray solution per acre. Carefully select proper nozzle and spray pressure to avoid spraying a fine mist. For best results with ground application equipment, use flat spray nozzles. Check for even distribution of spray droplets.

For Aerial Applications: All labeled treatments may be made by aerial equipment where appropriate, provided that the applicator complies with the precautions and restrictions specified on this product's labeling, in particular in the "Aerial Equipment" section. Apply this product in 3 to 15 gals. of water per acre. See the "APPLICATION EQUIPMENT AND TECHNIQUES" section of this label for procedures to avoid spray drift that may cause injury to any vegetation not intended for treatment. Use of appropriate buffer zones will help prevent injury to adjacent vegetation.

Precaution:

- AVOID DRIFT. EXTREME CARE MUST BE USED WHEN APPLYING THIS PRODUCT TO PREVENT INJURY TO DESIRABLE PLANTS AND CROPS WHICH **DO NOT** CONTAIN THE ~~ROUNDUP READY~~GLYPHOSATE-RESISTANT GENE.

Tank Mixture Precautions:

- ~~Do not~~**DO NOT** tank mix with other herbicides, insecticides, fungicides, micronutrients or foliar fertilizers for applications of this product over-the-top of ~~Roundup Ready~~Glyphosate-resistant crops unless otherwise directed in this product label.
- Unless otherwise directed, nonionic surfactant may be added to the spray solution for applications to ~~Roundup Ready~~Glyphosate-resistant crops. The addition of certain surfactants to this product may result in some crop response including leaf necrosis, leaf chlorosis or leaf speckling due to the surfactant added to the spray mixture. Read and carefully observe cautionary statements and other information appearing on the surfactant label.
- It is the pesticide user's responsibility to ensure that all products in the listed mixtures are registered for the intended use. Users must follow the most restrictive directions for use and precautionary statements of each product in the tank mixture.

Ammonium sulfate may be mixed with this product for applications to ~~Roundup Ready~~Glyphosate-resistant crops. Refer to the "MIXING INSTRUCTIONS" section for instructions on the use of ammonium sulfate. Ensure that ammonium sulfate is completely dissolved in the spray tank before adding herbicides. Thoroughly rinse the spray system with clean water after use to reduce corrosion.

NOTE: The following instructions are based on a clean start at planting by using a burndown application or tillage to control existing weeds before crop emergence. In no-till and stale seedbed systems, a pre-plant burn-down treatment of this product is recommended to control existing weeds prior to crop emergence. Some weeds, such as black nightshade, broadleaf signalgrass, sicklepod, Texas panicum, sandbur, annual morningglory, woolly cupgrass, shattercane, wild proso millet, burcucumber, and giant ragweed with multiple germination times, or suppressed (stunted) weeds may require a second application of this product for complete control. The second application should be made after some regrowth has occurred and at least 10 days after a previous application of this product.

For the control of tough weeds, specified rates listed in the following sections, supersede the specified rates in the "ANNUAL WEEDS" and the "PERENNIAL WEEDS" tables of this label.

~~Roundup Ready~~Glyphosate-Resistant Alfalfa

Types of Applications: Pre-Plant, At-Planting, Pre-Emergence, Post-Emergence (In-Crop)

Refer to the following table for the maximum application rates of **Willowood Glypho 41%**.

Annual Maximum Application Rates per Acre	
Combined total per year for all applications, including pre-plant during year of establishment	8.0 qts.
Combined total per year for in-crop applications for newly established and established stands	6.0 qts.

See the "~~ROUNDUP READY~~GLYPHOSATE-RESISTANT CROPS" section of this label for precautionary instructions for use of this product in ~~Roundup Ready~~Glyphosate-resistant crops. See the "PRODUCT INFORMATION" section of this label for more information on "Annual Maximum Application Rates". Refer to individual tank mixture product label for restrictions and precautions, use according to the most restrictive precautionary statements for each product in the tank mixture.

Pre-Plant, At-Planting, Pre-Emergence

Willowood Glypho 41% may be applied before, during or after planting alfalfa with a ~~Roundup Ready~~Glyphosate-resistant gene, up to a maximum of 2 qts. per acre.

Post-Emergence (In-Crop)

Applications of **Willowood Glypho 41%** may be made over-the-top of ~~Roundup Ready alfalfa~~Glyphosate-Resistant Alfalfa (in-crop) from emergence to 5 days prior to harvest. To maximize crop yield and quality potential, applications of this product should be made after weeds have emerged but before alfalfa growth or re-growth interferes with spray coverage of the target weeds.

Refer to the "ANNUAL WEEDS" and "PERENNIAL WEEDS" tables for rate directions for specific weeds. When applied as directed, this product will control these annual and perennial grasses and broadleaf weeds. In addition to those weeds listed in these sections, this product will suppress the parasitic weed Dodder (*Cuscuta* spp.) in ~~Roundup Ready alfalfa~~Glyphosate-Resistant Alfalfa. Repeat applications may be necessary for complete control.

Stand Establishment

Due to the biology and breeding constraints of alfalfa, up to 10% of the seedlings may not contain a ~~Roundup Ready~~ **Glyphosate-resistant** gene and will not survive after the first application of this product. To eliminate the undesirable effects of stand gaps created by this loss of plants, a single application of this product per acre should be applied at or before the 4-trifoliolate growth stage. Refer to the following tables for maximum in-crop application rates during stand establishment (seeding year).

STAND ESTABLISHMENT (Seeding Year)	
Application Rates per Acre	
Prior to First Cutting	
From emergence up to 4 trifoliolate leaves	1 to 2.0 qts.
From 5 trifoliolate leaves up to 5 days before first cutting	Up to 2.0 qts.
After First Cutting	
In-crop application, per cutting, up to 5 days before cutting	Up to 2.0 qts.

Established Stands

Refer to the following table for directions and maximum application rates for in-crop applications to established stands of alfalfa (non-seeding year).

ESTABLISHED STANDS	
Application Rates per Acre	
In-crop application, per cutting, up to 5 days before cutting	Up to 2.0 qts.

Precaution:

- Where ~~Roundup Ready alfalfa~~ **Glyphosate-Resistant Alfalfa** is grown with a companion or cover crop, or is overseeded with a second species, in-crop (over-the-top) applications of this product will eliminate the non-glyphosate-tolerant species.

Restrictions:

- Any single in-crop application of this product must not exceed 2 qts. per acre.
- Sequential applications of this product should be at least 7 days apart.
- The combined total per year for all in-crop applications in both newly established (seeding year) and established stands (non-seeding year) must not exceed 6 qts. per acre.
- Remove domestic livestock before application. Wait a minimum of 5 days after application before grazing, cutting and feeding of forage and hay.

Tank Mixtures: Ensure that the specific product used is labeled for alfalfa application. It is the pesticide user's responsibility to ensure that all products are registered for the intended use. Read and follow the applicable restrictions and limitations and directions for use on all product labels involved in tank mixing. Users must follow the most restrictive directions for use and precautionary statements of each product in the tank mixture. This product may be tank-mixed with the products listed below:

- Newly Seeded Stands and Stand Establishment**

For control of emerged annual grasses and broadleaf weeds, **Willowood Glypho 41%** may be applied at up to 2 qts. per acre in a tank mixture with the following herbicides. Application should be made after weeds have emerged but before the alfalfa growth or regrowth would interfere with spray coverage of the target weeds.

[Insert active ingredient(s) or brand name of product(s) containing the following active ingredients that are registered for use on alfalfa: 2,4-DB, bromoxynil, clethodim, imazamox, imazethapyr, sethoxydim.] [Arrow, Buctril, Butoxone, Butyrac, Poast, Pursuit, Raptor, Select.] [Bromoxynil can only be used in newly seeded stands]

- Dormant Application and Winter Treatment**

For control of emerged annual grasses and broadleaf weeds, up to 2 qts. per acre of **Willowood Glypho 41%** may be applied in a tank mixture with the following herbicides. Tank mixtures should be applied when the temperature for the day remains above freezing.

- Dormant Application:** [Insert active ingredient(s) or brand name of product(s) containing the following active ingredients that are registered for use on alfalfa: diuron, hexazinone, imazamox, metribuzin, pronamide, terbacil.] [Kerb 50-W, Lexone, Raptor, Sencor, Sinbar, Velpar AlfaMax.]
- Winter Treatment:** [Insert active ingredient(s) or brand name of product(s) containing the following active ingredients that are registered for use on alfalfa: 2,4-DB, diuron, hexazinone.] [Butoxone, Diuron, Velpar AlfaMax.]

Precaution:

- Tank mixtures of this product with other herbicides, insecticides, or fungicides may result in crop injury or reduced weed control.

Restriction:

- Applications must not be made to frozen or snow-covered ground.

~~Roundup Ready~~ **Glyphosate-Resistant Canola (Spring)**

~~Roundup Ready~~ **Glyphosate-resistant** Spring Canola is defined as those ~~Roundup Ready Canola~~ **Glyphosate-Resistant Canola** varieties that are seeded in the Spring and harvested in the Fall and ~~do not~~ **DO NOT** enter a Winter dormancy period.

Annual Maximum Application Rates per Acre	
Pre-plant, At-planting, Pre-emergence applications	2.0 qts.
Total in-crop application from emergence to 6-leaf stage	2.0 qts.

Restriction:

- ~~Do not~~**DO NOT** use this product on canola with the ~~roundup-ready~~**Glyphosate-resistant** gene planted in the following states: Alabama, Delaware, Florida, Georgia, Kentucky, Maryland, New Jersey, North Carolina, South Carolina, Tennessee, Virginia and West Virginia, except for uses in wildlife food plots that will not be harvested for human or livestock food.

See the "**~~ROUNDUP-READY~~**GLYPHOSATE-RESISTANT CROPS****" section of this label for general precautionary instructions for use of this product in ~~Roundup-Ready~~**Glyphosate-resistant** crops. See the "**PRODUCT INFORMATION**" section of this label for more information on "**Annual Maximum Application Rates**".

Types of Applications: Pre-Plant, At-Planting, Pre-Emergence, Post-Emergence (In-Crop)

Pre-Plant, At-Planting, Pre-Emergence

Willowood Glypho 41% may be applied before, during or after planting, up to a maximum of 2 qts. per acre.

Post-Emergence (In-Crop)

Willowood Glypho 41% may be applied post-emergence to ~~Roundup-Ready~~**Glyphosate-resistant** Spring canola from emergence through the 6-leaf stage of development. Applications made during bolting or flowering may result in crop injury and yield loss. To maximize yield potential, make applications early to eliminate competing weeds.

Single Application: Apply 16 to 32 fl. oz. per acre no later than the 6-leaf stage for the control of annual weeds. Avoid overlapping applications that may result in temporary yellowing, delayed flowering, and or growth reduction. Similar crop injury may result when applications of more than 16 fl. oz. per acre are applied after the 4-leaf stage.

Sequential Application: Apply 16 fl. oz. per acre to 1- to 3-leaf canola followed by a sequential application at a minimum interval of 10 days, but no later than the 6-leaf stage. Sequential applications are recommended for early emerging annual weeds and perennial weeds such as Canada thistle and quackgrass, or when multiple application times are needed for adequate weed control.

Restrictions:

- No more than 2 over-the-top broadcast applications may be made from crop emergence through the 6-leaf stage of development and the total in-crop application must not exceed 64 fl. oz. per acre.
- Allow a minimum of 60 days between last application and canola harvest.

~~Roundup-Ready~~Glyphosate-Resistant Canola (Winter)****

~~Roundup-Ready~~**Glyphosate-resistant** Winter Canola is defined as those ~~Roundup-Ready~~**Canola**~~Glyphosate-Resistant~~ **Canola** varieties that are seeded in early Fall and harvested the following Spring or Summer. Winter canola varieties are intended to enter a cold period dormancy in the Winter.

Annual Maximum Application Rates per Acre

Pre-plant, At-planting, Pre-emergence applications	2.0 qts.
Total in-crop application from emergence to 6-leaf stage	2.0 qts.

Restriction:

- ~~Do not~~**DO NOT** use this product on Winter canola with the ~~roundup-ready~~**Glyphosate-resistant** gene planted in the following states: Alabama, Delaware, Florida, Georgia, Kentucky, Maryland, New Jersey, North Carolina, South Carolina, Tennessee, Virginia, and West Virginia, except for uses in wildlife food plots that will not be harvested for human or livestock food.

See the "**~~ROUNDUP-READY~~**GLYPHOSATE-RESISTANT CROPS****" section of this label for precautionary instructions for use of this product in ~~Roundup-Ready~~**Glyphosate-resistant** crops. See the "**PRODUCT INFORMATION**" section of this label for more information on "**Annual Maximum Application Rate**".

Types of Applications: Pre-Plant, At-Planting, Pre-Emergence, Post-Emergence (In-Crop)

Pre-Plant, At-Planting, Pre-Emergence

Willowood Glypho 41% may be applied before, during or after planting, up to a maximum of 2 qts. per acre.

Post-Emergence (In-Crop)

Willowood Glypho 41% may be applied to ~~Roundup-Ready~~**Glyphosate-resistant** Winter Canola varieties from emergence to canopy closure in the Fall and prior to bolting in the Spring. Applications made during or after bolting may result in crop injury and yield loss. To maximize yield potential, make applications early to eliminate competing weeds.

Some weeds with multiple germination times, or suppressed (stunted) weeds, or weeds that have overwintered may require sequential applications of this product for control. The second application should be made after some regrowth has occurred and at least 60 days after a previous application of this product.

Single Application: Apply 24 to 32 fl. oz. of this product per acre in the Fall. Applications in the Fall should be made when weeds are small and actively growing. Use the higher rate in the specified range when weed densities are high, when weeds have overwintered or when weeds become large and well established. Applications of greater than 16 fl. oz. per acre prior to the 6-leaf stage may result in reduced crop growth in the Fall. Avoid spray overlaps. Spray overlaps may result in temporary yellowing and/or growth reduction.

Sequential Applications: Apply 16 to 32 fl. oz. of this product per acre to 2-leaf or larger canola in the ~~f~~**F**all, followed by a sequential application at the same rate and at a minimum interval of 60 days, but before bolting in the Spring. Sequential applications are recommended for early emerging annual weeds and Winter emerging weeds such as downy brome, jointed goatgrass and ryegrass,

and for weeds that have overwintered. This product will control or suppress most perennial weeds. For some perennial weeds, sequential applications may be required to reduce competition with the crop.

Precaution:

- Applications of greater than 24 fl. oz. per acre prior to the 6-leaf stage may result in reduced crop growth in the Fall.

Restrictions:

- No more than 2 over-the-top broadcast applications may be made from crop emergence up to the onset of bolting, and the total in-crop application must not exceed 64 fl. oz. of this product per acre.
- Allow a minimum of 60 days between last application and harvest of canola grain. No waiting period is required between application and open grazing of livestock.

Roundup Ready Glyphosate-Resistant Corn 2

Types of Applications: Pre-Plant, At-Planting, Pre-Emergence, Post-Emergence (In-Crop), Spot Treatment, Pre-Harvest, Post-Harvest

Annual Maximum Application Rates per Acre

Combined total per year for all applications	8.0 qts.
Pre-plant, At-planting, Pre-emergence applications	5.0 qts.
Total in-crop applications from emergence through 48"	3.0 qts.
Maximum pre-harvest application (See the Restrictions section for Pre-Harvest)	1.0 qt.

See the "**ROUNDUP READY GLYPHOSATE-RESISTANT CROPS**" section of this label for precautionary instructions for use of this product in **Roundup Ready Glyphosate-resistant** crops. See the "**PRODUCT INFORMATION**" section of this label for more information on "**Annual Maximum Application Rates**".

Pre-Plant, At-Planting, Pre-Emergence

Willowood Glypho 41% may be applied alone or in a tank-mixture before, during or after planting.

Tank Mixtures: It is the pesticide user's responsibility to ensure that all products are registered for the intended use. Read and follow the applicable restrictions and limitations and directions for use on all product labels involved in tank mixing. Users must follow the most restrictive directions for use and precautionary statements of each product in the tank mixture. This product may be tank-mixed with the products listed below. Apply these tank mixtures in 10 to 20 gals. of water or 10 to 60 gals. of nitrogen solution per acre.

[Insert active ingredient(s) or brand name of product(s) containing the following active ingredients that are registered for use pre-plant, at-planting and/or pre-emergence to corn: 2,4-D, acetochlor, alachlor, atrazine, carfentrazone-ethyl, clopyralid, dicamba, diflufenzopyr, dimethenamid, dimethenamid-p, flufenacet, flumetsulam, flumiclorac pentyl ester, isoxaflutole, linuron, metolachlor, s-metolachlor, metribuzin, pendimethalin, rimsulfuron.

Aim, Axiom, Balance, Balance PRO, Banvel, Bicep MAGNUM, Bicep II MAGNUM, Bicep Lite II MAGNUM, Bullet, Cinch, Cinch ATZ, Clarity, Define, Degree, Degree Xtra, Distinct, Dual II MAGNUM, Epic, Frontier, FulTime, Guardsman MAX, Harness, Harness Xtra, Harness Xtra 5.6L, Home', Keystone, Keystone LA, Lariat, Linex, Lorox, Marksman, Me-Too-Lachlor II, Micro-Tech, Prowl, Python, Python II, Radius, Resolve, Resource, Stalwart, Stalwart Xtra, Surpass, TopNotch]

Note: For maximum weed control, a post-emergence (in-crop) application of this product should be applied following the use of less than labeled rates of the pre-emergence residual products listed above.

Post-Emergence (In-Crop)

Willowood Glypho 41% may be applied alone or in tank mixtures post-emergence (in-crop) to corn hybrids designated as **Roundup Ready Glyphosate-resistant** Corn 2. When applied as directed, this product controls annual grass and broadleaf weeds listed on this label. Many perennial grasses and broadleaf weeds will be controlled or suppressed with one or more application of this product. A post-emergence application of this product should be made before the weeds reach a height of 4" or before they become competitive with the crop. If new flushes of weeds occur, a sequential application of this product at 24 to 32 fl. oz. per acre should be made before the weeds reach a height of 4". This product may be broadcast over-the-top or applied with drop nozzles to **Roundup Ready Glyphosate-resistant** Corn 2 from emergence through the V8 stage (8 leaves with collars) or until corn height reaches 30" (free standing), whichever comes first. Drop nozzles are recommended for optimum spray coverage and weed control when corn height is 24 to 30". For corn heights 30 to 48" (free standing), apply this product only by ground application using drop nozzles aligned to avoid spraying into the whorls of the corn plants.

Tank Mixtures: Ensure that the specific product being used in the tank mixture is registered for application post-emergence (in-crop) to corn. It is the pesticide user's responsibility to ensure that all products are registered for the intended use. Read and follow the applicable restrictions and limitations and directions for use on all product labels involved in tank mixing. Users must follow the most restrictive directions for use and precautionary statements of each product in the tank mixture. This product may be tank-mixed with the following products:

[Insert active ingredient(s) or brand name of product(s) containing the following active ingredients that are registered for use post-emergence (in-crop) to corn: atrazine, acetochlor, alachlor, clopyralid, dicamba, diflufenzopyr, flumetsulam, flumiclorac pentyl ester, foramsulfuron, halosulfuron-methyl, iodosulfuron-methyl-sodium, mesotrione, nicosulfuron, rimsulfuron, thifensulfuron methyl.

Banvel, Basis, Basis Gold, Bullet, Callisto, Clarity, Degree, Degree Xtra, Distinct, Equip, Harness, Harness Xtra, Harness Xtra 5.6L, Hornet, Marksman, Micro-Tech, Option, Resolve, Resource, YUKON]

Tank-Mix Partner	Maximum Height of Corn for Application (Inches)
Degree	11

Degree Xtra Harness Harness Xtra Harness Xtra 5.6L	
Bullet*	5
Micro-Tech*	12
Atrazine	
*Bullet and Micro-Tech are not registered for use as a post-emergence application in Texas.	

The addition of 1 to 2% dry ammonium sulfate by weight or 8.5 to 17 lbs. per 100 gals. of water may increase the performance of this product under hard water conditions, drought conditions or when tank-mixed with Bullet® or Micro-Tech® herbicides.

Restrictions:

- Single in-crop applications of this product should not exceed 3 pts. per acre.
- Sequential in-crop applications of this product from emergence through 48" in height must not exceed a total of 3 qts. per acre per growing season.
- Allow a minimum of 10 days between in-crop applications of this product.
- Allow a minimum of 50 days between application of this product in-crop and harvest of corn forage or grain. (For applications at pre-harvest timing, see the **Pre-Harvest** section of this label.)
- ~~Do not~~**DO NOT** use additional surfactants and other additives, including fertilizers and micro-nutrients, in the spray solution with this product for over-the-top applications.

Pre-Harvest

A single pre-harvest application of up to 32 fl. oz. per acre of **Willowood Glypho 41%** may be applied for annual and perennial weed control prior to crop harvest. Make application at 35% grain moisture or less. Ensure that maximum kernel fill is complete and the corn is physiologically mature (black layer formed).

Restrictions:

- ~~Do not~~**DO NOT** make a pre-harvest application of this product if more than a combined total of 64 fl. oz. of this product has been previously applied in over-the-top or drop nozzle applications.
- Allow a minimum of 7 days between a pre-harvest application and harvest or feeding of corn stover or grain.

Post-Harvest

Willowood Glypho 41% may be applied for weed control after corn harvest. Higher rates may be required for control of large weeds that were growing in the crop at the time of harvest. Tank mixtures with 2,4-D or dicamba may be used.

Restriction:

- Allow a minimum of 7 days between treatment and harvest or feeding of treated vegetation.

Roundup-ReadyGlyphosate-Resistant Cotton

ATTENTION: Use of this product in accordance with label directions is expected to result in normal growth of ~~Roundup-Ready Cotton~~**Glyphosate-Resistant Cotton**, however, due to the sensitivity of cotton fruiting to various environmental conditions, agronomic practices and other factors it is impossible to eliminate all risks associated with this product, even when applications are made in conformance with the label specifications. In some cases, these factors can result in boll loss, delayed maturity and/or yield loss.

Types of Applications: Pre-Plant, Pre-Emergence, At-Planting, Post-Emergence (In-Crop), Selective Equipment (In-Crop), Pre-Harvest

Annual Maximum Application Rates per Acre	
Combined total per year for all applications	8.0 qts.
Pre-plant, At-planting, Pre-emergence applications	5.0 qts.
Total in-crop applications from ground cracking to lay-by	4.0 qts.
Maximum pre-harvest application rate	2.0 qts.
Combined total in-crop application from emergence through harvest	6.0 qts.

See the "**ROUNDUP-READYGLYPHOSATE-RESISTANT CROPS**" section of this label for precautionary instructions for use of this product in ~~Roundup-Ready~~**Glyphosate-resistant** crops. See the "**PRODUCT INFORMATION**" section of this label for more information on "**Annual Maximum Application Rates**".

Restriction:

- Allow a minimum of 7 days between application and harvest.

Pre-Plant, At-Planting, Pre-Emergence

Willowood Glypho 41% may be applied before, during or after planting. Tank mixtures with other herbicides listed in the "**Cotton**" section of this label may be used.

Tank Mixtures: Ensure that the specific product being used in the tank mixture is registered for application prior to the emergence of cotton. It is the pesticide user's responsibility to ensure that all products are registered for the intended use. Read and follow the applicable restrictions and limitations and directions for use on all product labels involved in tank mixing. Users must follow the most restrictive directions for use and precautionary statements of each product in the tank mixture. This product may be tank-mixed with 2,4-D and Clarity and applied prior to planting only. This product may be tank-mixed with the following products and applied prior to crop emergence:

[Insert active ingredient(s) or brand name of product(s) containing the following active ingredients that are registered for use prior to the emergence of cotton: diuron, fluometuron, metolachlor, s-metolachlor, pendimethalin, prometryn, pyriithiobac-sodium.

Caparol, Cotoran, Direx, Dual MAGNUM, Prowl, Prowl H2O, Stalwart, Staple]

Restriction:

- The maximum quantity of this product that may be applied for all pre-plant, at-planting, and pre-emergence applications combined is 5 qts. per acre per season.

Post-Emergence (In-Crop)

Willowood Glypho 41% may be applied over-the-top ~~Roundup Ready Cotton~~Glyphosate-Resistant Cotton at rates up to 1 qt. per acre per application from the ground cracking stage until the 4-leaf (node) stage of development (until the fifth true leaf reaches the size of a quarter). Applications made after the 4-leaf (node) stage of development may result in boll loss, delayed maturity and/or yield loss.

Tank Mixtures: Ensure that the specific product being used in the tank mixture is registered for application post-emergence (in-crop) to cotton. It is the pesticide user's responsibility to ensure that all products are registered for the intended use. Read and follow the applicable restrictions and limitations and directions for use on all product labels involved in tank mixing. Users must follow the most restrictive directions for use and precautionary statements of each product in the tank mixture. This product may be tank-mixed with the following products and applied over-the-top of ~~Roundup Ready Cotton~~Glyphosate-Resistant Cotton:

[Insert active ingredient(s) or brand name of product(s) containing the following active ingredients that are registered for use post-emergence (in-crop) to cotton: clethodim, fluazifop-P-butyl, metolachlor, s-metolachlor, pyriithiobac-sodium, sethoxydim, quizalofop-P-ethyl.

Assure II, Dual MAGNUM, Fusilade, Poast Plus, Select, Stalwart, Staple

Staple may cause leaf yellowing and/or leaf crinkling when applied post-emergence (in-crop).

Dual Magnum and Stalwart applied over-the-top of ~~Roundup Ready Cotton~~Glyphosate-Resistant Cotton may cause leaf injury in the form of necrotic spotting to exposed cotton leaves.]

Restrictions:

- The maximum quantity of this product that may be applied for all in-crop applications from ground-cracking to lay-by combined is 4 qts. per acre per season.
- No more than 2 over-the-top broadcast applications may be made from crop emergence through the 4-leaf (node) stage of development. No more than 2 applications should be made from the 5-leaf stage through lay-by.
- Sequential over-the-top or post-directed applications of this product in-crop must be at least 10 days apart and cotton must have at least 2-nodes of incremental growth between applications.
- ~~Do not~~**DO NOT** add additional surfactant or additives containing surfactant to this product (other than those contained in any tank-mix product) for over-the-top applications to ~~roundup ready~~Glyphosate-resistant cotton.

Salvage Treatment: This treatment may be used after the 4-leaf stage of development and should only be used where weeds threaten to cause the loss of the crop. One qt. per acre may be applied either as an over-the-top application or as a post-directed treatment sprayed higher on the cotton plants and over the weeds.

Precaution:

- SALVAGE TREATMENTS WILL RESULT IN SIGNIFICANT BOLL LOSS, DELAYED MATURITY AND/OR YIELD LOSS.

Restriction:

- ~~Do not~~**DO NOT** make more than one salvage treatment per growing season.

Selective Equipment (In-Crop)

Willowood Glypho 41% may be applied using precision post-directed or hooded sprayers at rates up to 1 qt. per acre per application to ~~Roundup Ready Cotton~~Glyphosate-Resistant Cotton through lay-by. At this stage, use post-directed equipment to direct the spray to the base of the cotton plants. Avoid contact of the herbicide spray with the cotton leaves to the maximum extent possible. To minimize spray contact maintain low spray pressure (less than 30 lbs. per square inch) and place nozzles in a low position, directing a horizontal spray pattern under the cotton leaves and onto weeds in the row. For best results, make applications while weeds are small (less than 3"). See additional instructions on the use of selective equipment in the "APPLICATION EQUIPMENT AND TECHNIQUES" section of this label.

Tank Mixtures: Ensure that the specific product being used in the tank mixture is registered for application post-emergence (in-crop) to cotton. It is the pesticide user's responsibility to ensure that all products are registered for the intended use. Read and follow the applicable restrictions and limitations and directions for use on all product labels involved in tank mixing. Users must follow the most restrictive directions for use and precautionary statements of each product in the tank mixture. This product can be tank-mixed with the following products for in-crop application using precision post-directed or hooded sprayers:

[Insert active ingredient(s) or brand name of product(s) containing the following active ingredients that are registered for use post-emergence (in-crop) to cotton: carfentrazone-ethyl, diuron, flumioxazin, fluometuron, linuron, pendimethalin, prometryn, pyriithiobac-sodium.

Aim, Caparol, Chateau, Cotoran, Direx, Layby-Pro, Prowl H2O, Staple, Valor

Staple may cause leaf yellowing and/or leaf crinkling when applied post-emergence (in-crop).]

Restrictions:

- The maximum quantity of this product that may be applied for all in-crop applications from ground-cracking to lay-by combined is 4 qts. per acre per season.
- Sequential over-the-top or post-directed applications of this product in-crop must be at least 10 days apart and cotton must

have at least 2-nodes of incremental growth between applications.

Pre-Harvest

Willowood Glypho 41% may be applied for annual and perennial weed control as a broadcast treatment prior to crop harvest after 20% boll crack. Apply up to 2 qts. of this product per acre. This product will not enhance the performance of harvest aids when applied to ~~Roundup Ready Cotton~~Glyphosate-Resistant Cotton.

Restrictions:

- Allow a minimum of 7 days between application and harvest of cotton.
- ~~Do not~~**DO NOT** make pre-harvest application for cotton grown for seed.

~~Roundup Ready~~Glyphosate-Resistant Flex Cotton

Precautions:

- Use of this product in accordance with label directions is expected to result in normal growth of ~~Roundup Ready~~Glyphosate-Resistant Flex Cotton, however, due to the sensitivity of cotton fruiting to various environmental conditions, agronomic practices and other factors it is impossible to eliminate all risks associated with this product, even when applications are made in conformance with the label specifications. In some cases, these factors can result in boll loss, delayed maturity and/or yield loss.
- The use of the over-the-top applications described in this section on other than ~~Roundup Ready~~Glyphosate-Resistant Flex Cotton will cause crop injury and reduced yields.
- Drift of this product from applications made to ~~Roundup Ready~~Glyphosate-Resistant Flex Cotton onto adjacent fields of post 4-leaf (node) ~~Roundup Ready Cotton~~Glyphosate-Resistant Cotton may cause extensive injury including boll loss, delayed maturity and/or yield loss.

Restrictions:

- The instructions provided in this section are specific to, and must only be used with, varieties designated as ~~Roundup Ready~~Glyphosate-Resistant Flex Cotton.
- ~~Do Not~~**DO NOT** combine the instructions in this section, with those in the "~~Roundup Ready~~Glyphosate-Resistant Cotton" section of this label, or with any other ~~Roundup Ready Cotton~~Glyphosate-Resistant Cotton or ~~Roundup Ready~~Glyphosate-Resistant Flex Cotton instructions on labeling for this or other glyphosate-containing product.

Types of Applications: Pre-Plant, At-Planting, Pre-Emergence, Post-Emergence (In-Crop), Pre-Harvest

Annual Maximum Application Rates per Acre	
Combined total per year for all applications	8.0 qts.
Pre-plant, At-planting, Pre-emergence applications	5.0 qts.
Total in-crop applications from ground cracking to 60% open bolls	6.0 qts.
Maximum allowed from 60% bolls open to 7 days prior to harvest	2.0 qts.
Combined total in-crop application from emergence through harvest	6.0 qts.

See the "~~ROUNDUP READY GLYPHOSATE-RESISTANT CROPS~~" section of this label for precautionary instructions for use in ~~Roundup Ready~~Glyphosate-resistant crops. See the "**PRODUCT INFORMATION**" section of this label for more information on "**Annual Maximum Application Rates**".

Pre-Plant, At-Planting, Pre-Emergence

Willowood Glypho 41% may be applied before, during or after planting.

Tank Mixtures: This product may be tank-mixed with 2,4-D or Clarity and applied prior to planting only. Ensure that the specific product being used in the tank mixture is registered for application prior to emergence of cotton. It is the pesticide user's responsibility to ensure that all products are registered for the intended use. Read and follow the applicable restrictions and limitations and directions for use on all product labels involved in tank mixing. Users must follow the most restrictive directions for use and precautionary statements of each product in the tank mixture. This product may be tank-mixed with the following products and applied prior to crop emergence:

[Insert active ingredient(s) or brand name of product(s) containing the following active ingredients that are registered for use prior to the emergence of cotton: diuron, fluometuron, metolachlor, s-metolachlor, pendimethalin, prometryn, pyriithiobac-sodium.

Caparol, Cotoran, Direx, Dual MAGNUM, Prowl, Prowl H2O, Stalwart, Staple]

Post-Emergence (In-Crop)

Willowood Glypho 41% may be applied to control annual grasses and broadleaf weeds listed on this label in ~~Roundup Ready~~Glyphosate-resistant Flex Cotton. To maximize yield potential, spray cotton early to eliminate competing weeds. Many perennial weeds will be controlled or suppressed with one or more applications of this product. In general, an initial application of 1 qt. per acre on 1 to 3" tall annual grass and broadleaf weeds is recommended. This product may be applied post-emergence at rates up to 1.5 qts. per acre per application. In addition to broadcast applications, post-directed spray equipment may be used to achieve weed coverage.

Tank Mixtures: Ensure that the specific product being used in the tank mixture is registered for application post-emergence (in-crop) to cotton. It is the pesticide user's responsibility to ensure that all products are registered for the intended use. Read and follow the applicable restrictions and limitations and directions for use on all product labels involved in tank mixing. Users must follow the most restrictive directions for use and precautionary statements of each product in the tank mixture. This product may be tank-mixed with the following products and applied post-emergence (in-crop) over-the-top of ~~Roundup Ready~~Glyphosate-resistant Flex Cotton:

[Insert active ingredient(s) or brand name of product(s) containing the following active ingredients that are registered for use post-

emergence (in-crop) to cotton: clethodim, fluazifop-P-butyl, metolachlor, s-metolachlor, pyriithiobac-sodium, quizalofop-p-ethyl, sethoxydim, trifloxysulfuron-sodium.

Assure II, Dual MAGNUM, Envoke, Fusilade, Poast Plus, Select, Stalwart, Staple

Staple may cause leaf yellowing and/or leaf crinkling when applied post-emergence (in-crop).

Dual Magnum and Stalwart applied over-the-top of ~~Roundup Ready Cotton~~ Glyphosate-Resistant Cotton may cause leaf injury in the form of necrotic spotting to exposed cotton leaves.]

Precaution:

- In-crop application rates above 1 qt. per acre made alone or with the addition of other crop chemical products containing surfactant may cause a crop response including leaf speckling or leaf necrosis.

Restrictions:

- The maximum rate for any single in-crop application of this product is 1.5 qts. per acre made using ground application equipment.
- ~~Do not~~ **DO NOT** exceed a maximum rate of 1 qt. per acre of this product when making applications by air.
- Between lay-by and 60% open bolls, the maximum combined total rate of this product that may be applied is 2 qts. per acre.
- The maximum combined total of all applications made from crop emergence to 60% open bolls must not exceed 6 qts. per acre.
- ~~Do not~~ **DO NOT** add additional surfactant or additives containing surfactant to this product for over-the-top applications to Roundup Ready Glyphosate-Resistant Flex Cotton.

Pre-Harvest

Up to 2 qts. of **Willowood Glypho 41%** may be applied for annual and perennial weed control as a broadcast treatment prior to harvest after 60% boll crack. This product will not enhance the performance of harvest aids when applied to ~~Roundup Ready~~ Glyphosate-resistant Flex Cotton.

Restrictions:

- Allow a minimum of 7 days between application and harvest.
- ~~Do not~~ **DO NOT** make pre-harvest application for cotton grown for seed.

For Applications To ~~Roundup Ready~~ Glyphosate-Resistant Flex Cotton In The State Of Arizona Only

The use of the over-the-top applications described in this label on other than ~~Roundup Ready~~ Glyphosate-Resistant Flex ~~C~~otton will cause crop injury and reduced yields. Drift of this product from applications made to ~~Roundup Ready~~ Glyphosate-Resistant Flex ~~C~~otton onto adjacent fields of post 4-leaf (node) ~~Roundup Ready~~ Glyphosate-Resistant ~~e~~otton may cause extensive injury including boll loss, delayed maturity and/or yield loss.

NOTE: The instructions provided in this section are specific to, and should only be used with varieties designated as ~~Roundup Ready~~ Glyphosate-resistant Flex ~~C~~otton. **DO NOT** combine these instructions with other use information in the "~~Roundup Ready~~ Glyphosate-Resistant Cotton" or "~~Roundup Ready~~ Glyphosate-Resistant Flex Cotton" sections of this label or with any other ~~Roundup Ready~~ Glyphosate-Resistant ~~e~~otton or ~~Roundup Ready~~ Glyphosate-Resistant Flex ~~C~~otton instructions on labeling for this or other glyphosate-containing product. See "Annual Maximum Application Rates" in the "PRODUCT INFORMATION" section of this label for additional information.

~~ROUNDUP READY~~ GLYPHOSATE-RESISTANT FLEX COTTON VARIETIES MUST BE PURCHASED FROM AN AUTHORIZED LICENSED SEED SUPPLIER. THE DESIGNATION, "~~ROUNDUP READY~~ GLYPHOSATE-RESISTANT", INDICATES THE COTTON VARIETY CONTAINS A PATENTED PROPRIETARY TRAIT.

TYPES OF APPLICATIONS: Pre-Plant, At-Planting, Pre-Emergence, Post-Emergence (In-Crop), Pre-Harvest

Maximum Allowable Combined Application Quantities Per Season	
Combined total per year for all applications	8 qts. per acre
Calculate the combined rate to be used for all pre-plant, in-crop and pre-harvest applications, to ensure that the total does not exceed the maximum allowed rate per acre per year shown above.	
Pre-plant, At-Planting, Pre-emergence applications	5 qts. per acre
Total in-crop applications from ground cracking to 60%% open bolls	6 qts. per acre
Maximum allowed from 60% bolls open to 7 days prior to harvest	2 fl. oz. per acre

See the "~~ROUNDUP READY~~ GLYPHOSATE-RESISTANT CROPS" section of this label for precautionary instructions for use in ~~Roundup Ready~~ Glyphosate-resistant crops.

Pre-Plant, At-Planting, Pre-Emergence

This product may be applied before, during or after planting ~~Roundup Ready~~ Glyphosate-Resistant Flex ~~C~~otton.

Post-Emergence (In-Crop)

When applied in accordance with this label, **Willowood Glypho 41%** will control labeled annual grasses and broadleaf weeds in ~~Roundup Ready~~ Glyphosate-Resistant Flex ~~C~~otton. To maximize yield potential, spray cotton early to eliminate competing weeds. Many perennial weeds will be controlled or suppressed with one or more applications of this product. An initial application of 1 qt. per acre on 1 to 3" tall annual grass and broadleaf weeds is recommended. This product may be applied by ground application equipment at rates up to 2 qts. per acre per application Post-emergence to ~~Roundup Ready~~ Glyphosate-Resistant Flex ~~e~~Cotton. In addition to broadcast applications, post-directed equipment may be used to achieve weed coverage.

NOTE: For specific rates of application and instructions, refer to the "ANNUAL WEEDS" and "PERENNIAL WEEDS" rate tables.

Restrictions:

- The maximum rate for any single in-crop application of this product is 2 qts. per acre made using ground application equipment.
- ~~Do not~~**DO NOT** exceed a maximum rate of 3 pts. per acre of this product when making applications by air.
- Between lay-by and 60% open bolls, the maximum combined total rate of this product that may be applied is 2 qts. per acre.
- The maximum combined total of all applications made from crop emergence to 60% open bolls must not exceed 6 qts. per acre.
- ~~Do not~~**DO NOT** add additional surfactant or additives containing surfactant to this product for over-the-top applications to ~~Roundup Ready~~**Glyphosate-Resistant** Flex ~~e~~**C**otton.

Precaution:

- In-crop application rates above 1 qt. per acre made alone, or with the addition of other crop chemical products containing surfactant, may cause a crop response, including leaf speckling or leaf necrosis.

Pre-Harvest

This product may be applied for pre-harvest annual and perennial weed control as a broadcast treatment to ~~Roundup Ready~~**Glyphosate-Resistant** Flex ~~e~~**C**otton after 60% boll crack. Up to 2 qts. of this product may be applied using either aerial or ground spray equipment. **NOTE:** This product will not enhance the performance of harvest aids when applied to ~~Roundup Ready~~**Glyphosate-Resistant** Flex ~~C~~**C**otton.

Restrictions:

- Allow a minimum of 7 days between application and harvest of ~~Roundup Ready~~**Glyphosate-Resistant** Flex ~~C~~**C**otton.
- ~~Do not~~**DO NOT** apply this product over-the-top beyond first bloom to cotton grown for seed.

Precaution: USE OF THIS PRODUCT IN ACCORDANCE WITH LABEL DIRECTIONS IS EXPECTED TO RESULT IN NORMAL GROWTH OF ~~ROUNDUP READY~~**GLYPHOSATE-RESISTANT** FLEX COTTON, HOWEVER, DUE TO THE SENSITIVITY OF COTTON FRUITING TO VARIOUS ENVIRONMENTAL CONDITIONS, AGRONOMIC PRACTICES AND OTHER FACTORS, IT IS IMPOSSIBLE TO ELIMINATE ALL RISKS ASSOCIATED WITH THIS PRODUCT, EVEN WHEN APPLICATIONS ARE MADE IN CONFORMANCE WITH THE LABEL SPECIFICATIONS. IN SOME CASES, THESE FACTORS CAN RESULT IN BOLL LOSS, DELAYED MATURITY AND/OR YIELD LOSS.

~~Roundup Ready~~Glyphosate-Resistant** Soybeans**

Types of Applications: Pre-Plant, Pre-Emergence, At-Planting, Post-Emergence (In-Crop), Pre-Harvest, Post-Harvest

Annual Maximum Application Rates per Acre	
Combined total per year for all applications	8.0 qts.

See the “**~~GLYPHOSATE-RESISTANT ROUNDUP READY~~ CROPS**” section of this label for precautionary instructions for use in ~~Roundup Ready~~**Glyphosate-resistant** crops. See the “**PRODUCT INFORMATION**” section of this label for more information on “**Annual Maximum Application Rates**”.

Pre-Plant, At-Planting, Pre-Emergence

Willowood Glypho 41% may be applied before, during or after planting.

Tank Mixtures: This product may be tank-mixed with 2,4-D, Banvel or Clarity and applied prior to planting only. Ensure that the specific product being used in the tank mixture is registered for application prior to emergence of soybeans. It is the pesticide user's responsibility to ensure that all products are registered for the intended use. Read and follow the applicable restrictions and limitations and directions for use on all product labels involved in tank mixing. Users must follow the most restrictive directions for use and precautionary statements of each product in the tank mixture. This product may be tank-mixed with the following products and applied prior to crop emergence:

[Insert active ingredient(s) or brand name of product(s) containing the following active ingredients that are registered for use pre-plant, at-planting and/or pre-emergence to soybeans: alachlor, atrazine, carfentrazone-ethyl, chlorimuron ethyl, clethodim, clomazone, cloransulam-methyl, dimethenamid, dimethenamid-p, fenoxypyr, flazifop-p-butyl, flufenacet, flumetsulam, flumiclorac pentyl ester, flumioxazin, fomesafen, imazaquin, imazethapyr, lactofen, linuron, metolachlor, s-metolachlor, metribuzin, pendimethalin, sulfentrazone, tribenuron methyl, quizalofop P-ethyl.

Aim, Amplify, Assure II, Axiom, Authority, Blanket, Boundary, Canopy, Canopy EX, Classic, Cobra, Command, Command Xtra, Domain, Dual MAGNUM, Dual II MAGNUM, FirstRate, Flexstar, Frontier, Fusion, Gangster, Gauntlet, INTRRO, Lexone, Linex, Linuron, Lorox, Lorox Plus, Me-Too-Lachlor, Micro-Tech, Outlook, Pendimax, Prowl, Prowl H2O, Pursuit, Pursuit Plus, Python, Reflex, Resource, Scepter, Select, Select MAX, Sencor, Spartan, Squadron, Steel, Valor]

Post-Emergence (In-Crop)

Willowood Glypho 41% may be used to control annual grasses and broadleaf weeds listed on this label in ~~Roundup Ready~~**Soybean**Glyphosate-Resistant Soybeans**. Applications of this product can be made in from emergence (cracking) through flowering (R2 stage soybeans). R2 stage soybeans ends when a pod reaches 5 millimeters (0.2”) in length at one of the four uppermost nodes on the main stem with a fully developed leaf. Refer to the “**ANNUAL WEEDS**” tables for rates for specific annual weeds. An initial application of 1 qt. per acre on 2 to 8” tall weeds is recommended. Weeds will generally be 2 to 8” tall, 2 to 5 weeks after planting. If the initial application is delayed and weeds are larger, apply a higher rate of this product. This product may be used up to 2 qts. per acre in any single in-crop application for control of annual weeds and where dense weed populations exist.**

A 1 to 2 qts. per acre rate (single or multiple applications) of this product will control or suppress perennial weeds such as: Bermudagrass, Canada thistle, common milkweed, field bindweed, hemp dogbane, horsenettle, maretail (horseweed), nutsedge, quackgrass, rhizome johnsongrass, redvine, trumpetcreeper, swamp smartweed, and wirestem muhly. For best results, allow perennial weed species to achieve at least 6” of growth before spraying with this product.

Under adverse growing conditions such as drought, hail, wind damage or a poor soybean stand that slows or delays canopy closure, a sequential application of this may be necessary to control late flushes of weeds. IN THE SOUTHERN STATES, A SEQUENTIAL APPLICATION OF THIS PRODUCT WILL BE REQUIRED TO CONTROL NEW FLUSHES OF WEEDS IN THE ~~ROUNDUP-READY~~GLYPHOSATE-RESISTANT SOYBEAN CROP. To control giant ragweed, it is recommended that 1 qt. per acre of this product be applied when the weed is 8 to 12" tall to increase control and possibly avoid the need for a sequential application.

Tank Mixtures: Ensure that the specific product being used in the tank mixture is registered for application post-emergence (in-crop) to soybeans. It is the pesticide user's responsibility to ensure that all products are registered for the intended use. Read and follow the applicable restrictions and limitations and directions for use on all product labels involved in tank mixing. Users must follow the most restrictive directions for use and precautionary statements of each product in the tank mixture. This product may be tank-mixed with the following products and applied post-emergence (in-crop) over-the-top of ~~Roundup-Ready~~SoybeanGlyphosate-Resistant Soybeans:

[Insert active ingredient(s) or brand name of product(s) containing the following active ingredients that are registered for use post-emergence (in-crop) to soybeans: acifluorfen, bentazonechlorimuron ethyl, clethodim, imazethapyr, cloransulam-methyl, fenoxypop, fluazifop-p-butyl, flumiclorac pentyl ester, fomesafen, imazamox, imazethapyr, lactofen, pendimethalin, quizalofop P-ethyl, sethoxydem, thifensulfuron-methyl.

Arrow, Assure II, Basagran, Classic, Cobra, Extreme, FirstRate, Flexstar, Fusilade DX, Fusion, Harmony GT XP, Poast, Poast Plus, Pursuit, Pursuit Plus, Raptor, Reflex, Select, Select MAX, Synchrony STS, Targa, Ultra Blazer.]

Restrictions:

- The combined total application from crop emergence through harvest must not exceed 3 qts. per acre.
- The maximum rate for any single in-crop application is 2 qts. per acre.
- The maximum combined total of this product that can be applied during flowering is 2 qts. per acre.

Pre-Harvest

Willowood Glypho 41% may be applied for weed control prior to harvest of soybeans after pods have set and lost all green color. Up to 1 qt. per acre of this product can be applied by aerial or ground application.

Precaution:

- Care should be taken to avoid excessive seed shatter loss due to ground application equipment.

Restrictions:

- Allow a minimum of 14 days between final application and harvest of soybean grain or feeding of soybean grain, forage or hay.

Post-Harvest

Willowood Glypho 41% may be applied after harvest of ~~Roundup-Ready Soybean~~Glyphosate-Resistant Soybeans. Higher rates may be required for control of large weeds that were growing in the crop at the time of harvest. Tank mixtures with 2,4-D or dicamba may be used.

~~Roundup-Ready~~Glyphosate-Resistant Sugar Beet

Types of Applications: Pre-Plant, At-Planting, Pre-Emergence, Post-Emergence (In-Crop)

Annual Maximum Application Rates per Acre	
Combined total per year for all applications	8.0 qts.
Pre-plant, At-planting, Pre-emergence applications	5.0 qts.
Emergence to 8-leaf stage	2.5 qts.
Between 8-leaf stage and canopy closure	2.0 qts.

See the "~~ROUNDUP-READY~~GLYPHOSATE-RESISTANT CROPS" section of this label for precautionary instructions for use in ~~Roundup Ready~~Glyphosate-resistant crops. See the "PRODUCT INFORMATION" section of this label for more information on "Annual Maximum Application Rates".

Pre-Plant, At-Planting, Pre-Emergence

Willowood Glypho 41% may be applied before, during or after planting.

Tank Mixtures: Ensure that the specific product being used in the tank mixture is registered for application prior to emergence of sugar beet. It is the pesticide user's responsibility to ensure that all products are registered for the intended use. Read and follow the applicable restrictions and limitations and directions for use on all product labels involved in tank mixing. Users must follow the most restrictive directions for use and precautionary statements of each product in the tank mixture. This product may be tank-mixed with the following products and applied prior to crop emergence:

[Insert active ingredient(s) or brand name of product(s) containing the following active ingredients that are registered for use pre-plant, at-planting and/or pre-emergence to sugar beet: dimethenamid, s-metolachlor.

Dual MAGNUM, Frontier]

Post-Emergence (In-Crop)

Willowood Glypho 41% may be applied over-the-top of ~~Roundup-Ready~~Glyphosate-Resistant Sugar Beets for control of annual grasses and broadleaf weeds from emergence to 30 days prior to harvest. To maximize yield potential spray sugar beets early to

eliminate competing weeds. Up to 4 sequential applications of this product may be made with at least 10 days between applications. Refer to the “**ANNUAL WEEDS**” table for rates for specific annual weeds. This product will control or suppress most perennial weeds. For some perennial weeds, repeat applications may be required to eliminate crop competition throughout the growing season.

Tank Mixtures: Ensure that the specific product being used in the tank mixture is registered for application post-emergence (in-crop) to sugar beet. It is the pesticide user's responsibility to ensure that all products are registered for the intended use. Read and follow the applicable restrictions and limitations and directions for use on all product labels involved in tank mixing. Users must follow the most restrictive directions for use and precautionary statements of each product in the tank mixture. This product may be tank-mixed with the following products and applied post-emergence (in-crop) over-the-top of ~~Roundup Ready-Glyphosate-Resistant~~ Sugar Beet:

[Insert active ingredient(s) or brand name of product(s) containing the following active ingredients that are registered for use post-emergence (in-crop) to sugar beet: clethodim, clopyralid, desmedipham, ethofumesate, phenmedipham, quizalofop-p-ethyl, sethoxydim, trisulfuron-methyl.

Assure II, Betamix, Betanex, Norton SC, Poast, Progress, Select, Stinger, Upbeet]

Restrictions:

- The combined total application from crop emergence through harvest must not exceed 4.5 qts. per acre.
- The maximum rate for any single application from crop emergence until the 8-leaf stage is 1.5 qts. per acre.
- The maximum rate for any single application between the 8-leaf stage and canopy closure is 1 qt. per acre.
- Allow a minimum of 30 days between last application and sugar beet harvest.

NON-CROP USES

For Ground and Aerial Applications to Brush and Chaparral In California Only

Repeat treatments may be necessary to control weeds regenerating from underground parts or seeds.

Nonionic surfactants which are labeled for use with herbicides may be used to improve wetting of foliage. ~~Do not~~**DO NOT** reduce rates of this product when adding surfactant. Read and carefully observe surfactant rates, cautionary statements, and other information appearing on the surfactant label.

Timing of Application: Apply this product as a broadcast spray when plants are actively growing for partial control of undesirable vegetation listed on this label. Best results are obtained when application is made in the Spring to early Summer when brush species are at a high moisture content and flowering.

This product may be used as directed for:

- Aid to burning treatment to establish and maintain fuel breaks
- Establishing fire perimeters and black lines
- Aid to prescribed burning
- Along fire roads and rights-of-way

Application Directions: Apply 2 qts. of this product per acre for partial control of the following emerged brush and chaparral species:

Ceanothus
Ceanothus spp.
Chamise
Adenostoma fasciculatum
Sage
Salvia spp.
Scrub oak
Quercus dumosa

Ground applications should be applied in 3 to 40 gals. of total spray solution per acre.

Aerial applications (helicopter only) should be applied in 3 to 15 gals. of total spray solution per acre.

For aerial application of this product, please see the **Aerial Application - California** section of this label.

Restriction:

- Avoid direct application to any body of water.

Precaution:

- AVOID DRIFT-**DO NOT** APPLY WHEN WINDS ARE GUSTY OR UNDER ANY OTHER CONDITION WHICH FAVORS DRIFT. DRIFT MAY CAUSE DAMAGE TO ANY VEGETATION CONTACTED TO WHICH TREATMENT IS NOT INTENDED. TO PREVENT INJURY TO ADJACENT DESIRABLE VEGETATION, APPROPRIATE BUFFER ZONES MUST BE MAINTAINED.

NON-CROP USES AROUND THE FARMSTEAD

Types of Applications: Weed Control, Trim-and-Edge, Greenhouse/Shadehouse, Chemical Mowing, Cut Stump, and Habitat Management

TANK MIXTURES FOR NON-CROP AREAS

~~Do not~~**DO NOT** allow spray mixtures of this herbicide to mist, drip, drift or splash onto desirable vegetation since injury or destruction

may occur. ~~Do not~~**DO NOT** apply when wind or other conditions favor drift.

See the “**WEEDS CONTROLLED**” sections of this label for rate specifications. For difficult to control species, where dense stands occur, or where conditions for control are not ideal, 5 to 10 qts. per acre of this product may be used for improved results.

This product provides control of the emerged weeds listed. When applied as a tank mixture, the following herbicides will provide pre-emergence and/or post-emergence control of the weeds listed in the individual product labels.

The following list of products may be tank-mixed with this product. Any specified rate of this product may be used in a tank mixture with these products.

Tank-mix Products

Arsenal*	Diuron + Garlon 4	Krovar I DF + Garlon 3A	Spike 80W + 2,4-D
Banvel	Hyvar® X	Krovar I DF + Garlon 4	Spike 80W + Garlon 3A
2,4-D	Hyvar X + 2,4-D	Oust®	Spike 80W + Garlon 4
Garlon™ 3A	Hyvar X + Garlon 3A	Oust + 2,4-D	
Garlon 4	Hyvar X + Garlon 4	Oust + Garlon 3A	
Diuron	Krovar® I DF	Oust + Garlon 4	
Diuron + 2,4-D	Krovar I DF + 2,4-D	Spike® 80W	
Diuron + Garlon 3A			

*Not approved for sale or use in California.

Refer to the individual product labels for specific non-crop sites, rates, carrier volumes and precautionary statements.

It is the pesticide user's responsibility to ensure that all products are registered for the intended use. Read and follow the applicable restrictions and limitations and directions for use on all product labels involved in tank mixing. Users must follow the most restrictive directions for use and precautionary statements of each product in the tank mixture.

Maintain good agitation at all times during the mixing process. Ensure that the tank-mix products are well mixed with the spray solution before adding this product.

Mix only the quantity of spray solution that can be used during the same day. Tank mixtures allowed to stand overnight may result in reduced weed control.

Maintain good agitation at all times until the contents of the tank are sprayed. If the spray mixture is allowed to settle, thorough agitation is required to resuspend the mixture before spraying is resumed.

Weed Control, Trim-And-Edge

Willowood Glypho 41% may be used to control annual weeds, perennial weeds and woody brush found in any part of the farmstead, including around building foundations and equipment storage areas, along and in fences, in dry ditches and canals, along ditch banks, farm roads, rangeland, rights-of-way, shelterbelts, and prior to planting landscape ornamentals. Refer to the “**ANNUAL WEEDS**” and “**PERENNIAL WEEDS**”, and “**WOODY BRUSH AND TREES**” tables for treatment rates. For application through backpack sprayers, handguns or other high-volume spray-to-wet applications, see the “**Annual Weeds - Hand-Held or Backpack Equipment**” section of this label for further instructions.

Tank Mixtures: This product may be tank-mixed with the below products, provided that the specific product used is registered for treatment of these non-crop sites. It is the pesticide user's responsibility to ensure that all products are registered for the intended use. Read and follow the applicable restrictions and limitations and directions for use on all product labels involved in tank mixing. Users must follow the most restrictive directions for use and precautionary statements of each product in the tank mixture. Refer to the individual product labels for approved farmstead sites and application rates. For more information, see the “**MIXING INSTRUCTIONS**” and “**Tank Mixing Procedures**” sections of this label.

2,4-D	Endurance	Outrider	Princep DF	Telar
Arsenal	Escort	Pendimethalin	Ronstar 50 WP	Transline
Barricade 65WG	Goal 2XL	Pendulum 3.3 EC	Sahara	Vanquish
Crossbow L	Karmex DF	Pendulum WDG	Simazine	Velpar DF
Dicamba	Krovar I DF	Plateau	Surflan AS	Velpar L
Diuron	Oust	Princep 4L	Surflan WDG	

Restriction:

- This product plus dicamba tank mixtures must not be applied by air in California.

Greenhouse/Shadehouse

Willowood Glypho 41% may be used to control weeds in and around greenhouses and shade houses.

Restrictions:

- Desirable vegetation must not be present during application.

- Air circulation fans must be turned off.
- ~~Do not~~**DO NOT** use in residential greenhouses.

Chemical Mowing

Willowood Glypho 41% will suppress perennial grasses listed in this section to serve as a substitute for mowing. Use 6 fl. oz. of this product per acre when treating Kentucky bluegrass. Use 8 fl. oz. of this product per acre when treating tall fescue, fine fescue, orchardgrass, bahiagrass, or quackgrass covers. Use 16 fl. oz. of this product per acre when treating Bermudagrass. Use 64 fl. oz. of this product per acre when treating torpedograss or paragrass. Apply treatments in 10 to 20 gals. of spray solution per acre. Chemical mowing applications may be made along farm ditches and other parts of farmsteads.

Precaution:

- Use only in areas where some temporary injury or discoloration of perennial grasses can be tolerated.

Cut Stump

Types of Applications: Treating cut stumps in any non-crop site listed on this label.

Willowood Glypho 41% will control regrowth of cut stumps and resprouts of many types of woody brush and tree species, some of which are listed below. Apply this product using suitable equipment to ensure coverage of the entire cambium. Cut trees or resprouts close to the soil surface. Apply a 50 to 100% solution of this product to the freshly cut surface immediately after cutting. Delays in application may result in reduced performance. For best results, applications should be made during periods of active growth and full leaf expansion.

Alder Eucalyptus Madrone	Oak Pepper, Brazilian Pine, Austrian	Reed, giant Salt-cedar Sweetgum	Tan oak Willow
--------------------------------	--	---------------------------------------	-------------------

Restriction:

- ~~Do not~~**DO NOT** make cut stump applications when the roots of desirable woody brush or trees may be grafted to the roots of the cut stump. Some sprouts, stems, or trees may share the same root system. Adjacent trees having a similar age, height, and spacing may signal shared roots. Whether grafted or shared, injury is likely to occur to non-treated stems/trees when one or more trees sharing common roots are treated.

Habitat Management

Types of Applications: Habitat Restoration and Maintenance, and Wildlife Food Plots

Habitat Restoration and Maintenance

Willowood Glypho 41% may be used to control exotic and other undesirable vegetation in habitat management areas. Applications can be made to allow recovery of native plant species, prior to planting desirable native species, and for similar broad-spectrum vegetation control requirements in habitat management areas. Spot treatments can be made to selectively remove unwanted plants for habitat maintenance and enhancement.

Wildlife Food Plots

Willowood Glypho 41% may be used as a site preparation treatment to control annual and perennial weeds prior to planting wildlife food plots. Any wildlife food species, including ~~Roundup Ready Glyphosate-Resistant~~ Canola, may be planted after applying this product, or native species may be allowed to repopulate the area. If tillage is needed to prepare a seedbed, wait 7 days after application before tillage. For specific product instructions for ~~Roundup Ready Glyphosate-Resistant~~ Canola wildlife food plots, see the "~~Roundup Ready Glyphosate-Resistant~~ Canola (Spring)" and "~~Roundup Ready Glyphosate-Resistant~~ Canola (Winter)" sections of this label.

Restrictions:

- ~~Do not~~**DO NOT** process treated ~~Roundup Ready Glyphosate-Resistant~~ Canola seeds from ~~Roundup Ready Glyphosate-Resistant~~ Canola wildlife food plots for food.
- ~~Do not~~**DO NOT** graze or feed treated ~~Roundup Ready Glyphosate-Resistant~~ Canola from wildlife food plots to livestock.
- There are no rotational restrictions for planting any wildlife food species or for allowing native species to repopulate the area following applications of this product.

USE RATES

ANNUAL WEEDS

When water carrier volumes are between 16 - 40 gals. per acre for ground applications and between 6 - 15 gals. per acre for aerial applications, the following use rates will control the annual weeds listed in the table below:

- 1 qt. per acre - Grass and broadleaf annual weeds less than 6" in height or circumference and vines less than 3" in length.
- 3 pts. per acre - Grass and broadleaf annual weeds 6 to 12" in height or circumference and vines 3 to 6" in length.
- 2 qts. per acre - Grass and broadleaf annual weeds greater than 12" in height or circumference and vines greater than 6" in length.

When water carrier volumes are between 3 - 15 gals. per acre for ground applications and between 3 - 5 gals. per acre for aerial

applications, use the rates specified for individual weeds as follow in the “**ANNUAL WEEDS RATE TABLE (Alphabetically by Species)**”.

Apply to actively growing annual weeds. Annual weeds are generally easiest to control when they are small.

Older, mature (hardened) annual weed species may require higher rates even if they meet the size requirements.

Maximum size refers to the maximum plant height, length of runners for vines, or circumference of rosette plants in inches.

~~Do not~~**DO NOT** tank-mix with soil residual herbicides when using these rates unless otherwise specified.

For weeds that have been mowed, grazed or cut, allow regrowth to occur prior to treatment. **Willowood Glypho 41%** may be used up to 64 fl. oz. per acre where heavy weed densities exist.

ANNUAL WEEDS RATE TABLE (Alphabetically by Species)					
Weed Species	Rate per Acre				
	16 Fl. Oz.	24 Fl. Oz.	32 Fl. Oz.	40 Fl. Oz.	48 Fl. Oz.
	Maximum Size (Inches)				
Ammannia, Purple	3"	6"	12"	—	18"
Anoda, Spurred	—	2"	3"	5"	8"
Barley	18"	18" +	—	—	—
Barley, Little	6"	12"	—	—	—
Barnyardgrass	—	3"	6"	7"	9"
Bassia, Fivehook	—	—	6"	—	—
Beggarweed, Florida	—	5"	8"	—	—
Bittercress	12"	20"	—	—	—
Bluegrass, Annual	10"	—	—	—	—
Bluegrass, Bulbous	6"	—	—	—	—
Brome, Downy ^{1,2}	6"	12"	—	—	—
Brome, Japanese	6"	12"	24"	—	—
Buckwheat, Wild ³	—	1"	2"	—	—
Burcucumber	—	6"	12"	—	18"
Buttercup	12"	20"	—	—	—
Carpetweed	—	6"	12"	—	—
Cheat ²	6"	20"	—	—	—
Chervil	20"	—	—	—	—
Chickweed	—	12"	18"	—	—
Cocklebur	12"	18"	24"	—	36"
Copperleaf, Hophornbeam	—	2"	4"	—	6"
Copperleaf, Virginia	—	2"	4"	—	6"
Coreopsis, Plains	—	6"	12"	—	18"
Corn, Volunteer	6"	12"	20"	—	—
Crabgrass	3"	6"	12"	—	—
Crowfootgrass	—	—	6"	—	12"
Cupgrass, Woolly	—	6"	12"	—	—
Dandelion, Dwarf	12"	—	—	—	—
Dandelion, False	—	20"	—	—	—
Devil's Claw (Unicorn Plant)	—	3"	6"	—	—
Eclipta	—	4"	8"	12"	—
Evening Primrose, Cutleaf	—	—	3"	—	6"
Falseflax, Smallseed	12"	—	—	—	—
Fiddleneck	—	6"	12"	—	—
Filaree	—	—	6"	—	12"
Fleabane, Annual	6"	20"	—	—	—
Fleabane, Hairy (<i>Conyza Bonariensis</i>)	—	—	6"	—	10"
Fleabane, Rough	3"	6"	12"	—	—
Foxtail, Giant, Bristly, Yellow	6"	12"	20"	—	—
Foxtail, Carolina	10"	—	—	—	—
Foxtail, Green	12"	—	—	—	—
Geranium, Carolina	—	—	4"	—	9"
Goatgrass, Jointed	6"	12"	—	—	—
Goosegrass	—	3"	6"	—	12"
Groundcherry	—	3"	6"	—	9"
Groundsel, Common	—	6"	10"	—	—
Henbit	—	—	6"	—	12"
Horseweed/Marestail (<i>Conyza Canadensis</i>)*	—	6"	12"	—	18"
Itchgrass	6"	8"	12"	—	18"
Jimsonweed	—	—	12"	—	18"

Johnsongrass, Seedling	6"	12"	18"	—	24"
Junglerice	—	3"	6"	7"	9"
Knotweed	—	—	6"	—	12"
Kochia ⁴	—	3" to 6"	12"	—	—
Lambsquarters*	—	6"	12"	—	20"
Lettuce, Prickly	—	6"	12"	—	—
Mannagrass, Eastern	8"	12"	—	—	—
Mayweed	—	2"	6"	12"	18"
Morningglory, Annual (<i>pomoea</i> spp.)	—	—	3"	—	6"
Mustard, Blue	6"	12"	18"	—	—
Mustard, Tansy	6"	12"	18"	—	—
Mustard, Tumble	6"	12"	18"	—	—
Mustard, Wild	6"	12"	18"	—	—
Nightshade, Black	—	4"	6"	—	12"
Nightshade, Hairy	—	4"	6"	—	12"
Oats	3"	6"	18"	—	—
Oats, Wild	3"	6"	18"	—	—
Panicum, Browntop	6"	8"	12"	—	24"
Panicum, Fall	4"	—	6"	—	12"
Panicum, Texas	6"	8"	12"	—	24"
Pennycress, Field	6"	12"	—	—	—
Pepperweed, Virginia	—	18"	—	—	—
Pigweed, Palmer*	—	12"	18"	24"	—
Pigweed spp.*	—	12"	18"	24"	—
Proso Millet, Wild	—	6"	12"	—	18"
Purslane	—	—	3"	—	6"
Pusley, Florida	—	—	4"	—	6"
Ragweed, Common*	—	6"	12"	—	18"
Ragweed, Giant*	—	6"	12"	—	18"
Rice, Red	—	—	4"	—	—
Rocket, London	6"	—	24"	—	—
Rocket, Yellow	—	12"	20"	—	—
Rye, Volunteer/Cereal ²	6"	18"	18" +	—	—
Ryegrass spp.*	—	—	6"	—	12"
Sandbur, Field	6"	12"	—	—	—
Sandbur, Longspine	6"	12"	—	—	—
Sesbania, Hemp	—	2"	4"	6"	8"
Shattercane	6"	12"	20"	—	—
Shepherd's Purse	6"	12"	—	—	—
Sicklepod	—	2	4"	—	8"
Signalgrass, Broadleaf	—	3"	6"	7"	9"
Smartweed, Ladysthumb	—	—	6"	—	9"
Smartweed, Pennsylvania	—	—	6"	—	9"
Sorghum, Grain (Milo)	6"	12"	20"	—	—
Sowthistle, Annual	—	—	6"	—	12"
Spanishneedles	—	—	6"	—	12"
Speedwell, Corn	12"	—	—	—	—
Speedwell, Purslane	12"	—	—	—	—
Sprangletop	6"	12"	20"	—	—
Spurge, Prostrate	—	6"	12"	—	—
Spurge, Spotted	—	6"	12"	—	—
Spurry, Umbrella	6"	—	—	—	—
Stinkgrass	—	12"	—	—	—
Sunflower	12"	18"	—	—	—
Swinecress	—	5"	12"	—	—
Teaweed/Prickly Sida	—	2"	4"	—	6"
Thistle, Russian ⁵	—	6"	12"	—	—
Velvetleaf	—	—	6"	—	12"
Waterhemp*	—	—	6"	—	12"
Wheat ²	6"	12"	18"	—	—
Wheat (Over-Wintered)	—	6"	12"	—	18"
Witchgrass	—	12"	—	—	—

*A glyphosate-resistant biotype has been confirmed. For additional information, refer to the "WEED RESISTANCE MANAGEMENT" section of this label. You may also visit www.weedscience.org or www.weedresistancemanagement.com for more information.

¹For control of downy brome in no-till systems, use 24 fl. oz. per acre.

²Performance is better if application is made before this weed reaches the boot stage of growth.

³Use 24 fl. oz. per acre of Willowood Glypho 41% to control wild buckwheat in the cotyledon to 2-leaf stage. Use 32 fl. oz. per acre to control 2- to 4-leaf wild buckwheat. For improved control of wild buckwheat over 2" in size, use sequential treatments of 32 fl. oz. followed by 32 fl. oz. of

Willowood Glypho 41% per acre.⁴~~Do not~~**DO NOT** treat kochia in the button stage.⁵Control of Russian thistle may vary based on environmental conditions and spray coverage. Whenever possible, a tank mixture with 2,4-D as described below may improve control.**Annual Weeds - Tank Mixtures with 2,4-D, Dicamba, or Tordon 22K**Better control of certain tough weeds can be achieved by tank mixing **Willowood Glypho 41%** with dicamba, 2,4-D, or Tordon 22K.These other herbicides, combined with the rates of this product specified in the “**ANNUAL WEEDS RATE TABLE**” above, will control the following weeds up to the maximum height or length indicated:

- 6" -- prickly lettuce, maretail/horseweed, morning glory, kochia (dicamba only) wild buckwheat (Tordon 22K only)
- 12"-- cocklebur, lambsquarters, pigweed, Russian thistle (2,4-D only)
- For better control of common ragweed, giant ragweed, Pennsylvania smartweed, or velvetleaf with a maximum height of 6", tank-mix this product with 2,4-D per.

Ensure that the specific product is registered for application at the desired site. Follow all precautions and limitations on the tank-mix product's label, including application timing restrictions, soil restrictions, minimum re-cropping interval, and rotational guidelines. It is the pesticide user's responsibility to ensure that all products are registered for the intended use. Read and follow the applicable restrictions and limitations and directions for use on all product labels involved in tank mixing. Users must follow the most restrictive directions for use and precautionary statements of each product in the tank mixture.

Precaution:

- Some crop injury may occur if dicamba or Tordon 22K is applied within 45 days of planting.

Restriction:

- ~~Do not~~**DO NOT** apply dicamba tank mixtures by air in California.

Annual Weeds - Hand-Held or Backpack Equipment

For control of weeds listed in the “**ANNUAL WEEDS RATE TABLE**” above, apply a 0.5% solution of **Willowood Glypho 41%** to weeds less than 6" in height or runner length. Apply prior to seedhead formation in grass or bud formation in broadleaf weeds. For annual weeds over 6" tall, or unless otherwise specified, use a 1% solution.

For best results, use a 2% solution on harder-to-control perennials, such as Bermudagrass, dock, field bindweed, hemp dogbane, milkweed and Canada thistle.

When using application methods that result in less than complete coverage, use a 5% solution for annual and perennial weeds and a 5 to 10% solution for woody brush and trees.

Annual Weeds - Tank Mixtures with Atrazine for Fallow and Reduced Tillage Systems

For use only in Colorado, Kansas, Nebraska, Oklahoma, Oregon, South Dakota, and Washington.

Applications of 24 to 28 fl. oz. of **Willowood Glypho 41%** plus atrazine per acre will control the following weeds: Barnyardgrass (requires 28 oz. for control), Downy brome, Green foxtail, Lambsquarters, Prickly lettuce, Tansy mustard, Pigweed, Field sandbur, Stinkgrass, Russian thistle, Volunteer wheat, Witchgrass, and Kochia (add dicamba for control).

Ensure that the specific product is registered for application at the desired site. Follow all precautions and limitations on the tank-mix product's label, including application timing restrictions, soil restrictions, minimum re-cropping interval, and rotational guidelines. It is the pesticide user's responsibility to ensure that all products are registered for the intended use. Read and follow the applicable restrictions and limitations and directions for use on all product labels involved in tank mixing. Users must follow the most restrictive directions for use and precautionary statements of each product in the tank mixture.

PERENNIAL WEEDS

Apply to actively growing perennial weeds.

If weeds have been mowed or tilled, ~~do not~~**DO NOT** treat until plants have resumed active growth and have reached the recommended stages.

Repeat treatments may be necessary to control weeds regenerating from underground parts or seed. Repeat treatments must be made prior to crop emergence.

Unless otherwise stated, allow 7 or more days after application before tillage. Best results are obtained when soil moisture is adequate for active weed growth.

PERENNIAL WEEDS RATE TABLE
(Alphabetically by Species)

Weed Species	Rate per Acre	Water Volume per Acre	Hand-Held % Solution	Instructions
Alfalfa	1 - 2 qts.	3 - 10 gals.	2%	Make applications after the last hay cutting in the Fall. Allow alfalfa to regrow to a height of 6 to 8" or more prior to treatment. Applications should be followed with deep tillage

				at least 7 days after treatment, but before soil freeze-up.
Alligatorweed	4 qts.	3 - 10 gals.	1.5%	For partial control, apply when most of the plants are in bloom. Repeat applications will be required to achieve control.
Anise (Fennel)	—	—	1 - 2%	Apply as a spray-to-wet treatment.
Bahiagrass ²	3 - 5 qts.	3 - 10 gals.	2%	—
Bentgrass	3 - 5 qts.	10 - 20 gals.	2%	For suppression in grass seed production areas. For ground applications only. Ensure entire crown area has resumed growth prior to a Fall application. Bentgrass should have at least 3" of growth. Tillage prior to treatment should be avoided. Tillage 7 to 10 days after application is recommended for best results.
Bermudagrass	3 - 5 qts.	3 - 20 gals.	2%	For control, apply 5 qts. of this product per acre. For partial control, apply 3 qts. per acre. Treat when Bermudagrass is actively growing and seedheads are present. Retreatment may be necessary to achieve control.
Bermudagrass, Water (Knotgrass)	1 - 1.5 qts.	5 - 10 gals.	2%	Apply 3 pts. of this product in 5 to 10 gals. of water per acre. Apply when water Bermudagrass is 12 to 18" in length. Allow 7 or more days before tilling, flushing or flooding the field. Fall Applications Only: Apply 1 qt. this product in 5 to 10 gals. of water per acre. Fallow fields should be tilled prior to application. Apply prior to frost on water Bermudagrass that is 12 to 18" in length. This product is not registered in California for use on water Bermudagrass.
Bindweed, Field	0.5 - 5 qts.	3 - 20 gals.	2%	Do not DO NOT treat when weeds are under drought stress as good soil moisture is necessary for active growth. For control, apply 4 to 5 qts. of this product per acre west of the Mississippi River and 3 to 4 qts. per acre east of the Mississippi River. Apply when the weeds are at or beyond full bloom. For best results, apply in late Summer or Fall. Fall treatments must be applied before a killing frost. Also for control, apply 2 qts. of this product plus dicamba in 10 to 20 gals. of water per acre. Do not DO NOT apply by air. For suppression on irrigated agricultural land, apply 1 to 2 qts. of this product plus 2,4-D in 10 to 20 gals. of water per acre with ground equipment only. Applications should be made following harvest or in Fall fallow ground when the bindweed is actively growing and the majority of runners are 12" or more in length. Irrigate at least once to promote active bindweed growth. For suppression, apply 1 pts. of this product plus 2,4-D, in 3 to 10 gals. of water per acre for ground applications, and 3 to 5 gals. of water per acre for aerial applications. Apply by air in fallow and reduced tillage systems only. Applications should be delayed until maximum emergence has occurred and when vines are between 6 to 18" in length. California Only: Apply 1 to 5 qts. of this product per acre. Actual rate needed for suppression or control will vary within this range depending on local conditions. For suppression on irrigated land where annual tillage is performed, apply 1 qt. of this product in 3 to 10 gals. of water per acre. Apply to bindweed that has reached a length of 12" or greater. Allow maximum weed emergence and runner growth. Allow 3 or more days after application before tillage.
Bluegrass, Kentucky	1 - 2 qts.	3 - 40 gals.	2%	Apply 2 qts. of this product in 10 to 40 gals. of water per acre when most plants have reached boot-to-early seedhead stage of development. For partial control in pasture or hay crop renovation, apply 1 to 1.5 qts. of this product in 3 to 10 gals. of water per acre. Apply to actively growing plants when most have reached 4 to 12" in height.
Blueweed, Texas	3 - 5 qts.	3 - 40 gals.	2%	Apply 4 to 5 qts. of this product per acre west of the Mississippi River and 3 to 4 qts. per acre east of the Mississippi River. Apply when plants are at or beyond full bloom. New leaf development indicates active growth. For best results, apply in late Summer or Fall. Fall treatments must be applied before a

				killing frost.
Brackenfern	3 - 4 qts.	3 - 40 gals.	1 - 1.5%	Apply to fully expanded fronds that are at least 18" long.
Bromegrass, Smooth	1 - 2 qts.	3 - 40 gals.	2%	Apply 2 qts. of this product in 10 to 40 gals. of water per acre when most plants have reached boot-to-early seedhead stage of development. For partial control in pasture or hay crop renovation, apply 1 to 1.5 qts. of this product in 3 to 10 gals. of water per acre. Apply to actively growing plants when most have reached 4 to 12" in height.
Bursage, Woolly-Leaf	—	3 - 20 gals.	2%	For control, apply 2 qts. of this product plus dicamba per acre. For partial control, apply 1 qt. of this product plus dicamba per acre. Apply when plants are producing new active growth which has been initiated by moisture for at least 2 weeks and when plants are at or beyond flowering.
Canarygrass, Reed ²	2 - 3 qts.	3 - 40 gals.	2%	—
Cattail ²	3 - 5 qts.	3 - 40 gals.	2%	—
Clover; Red or White ¹	3 - 5 qts.	3 - 20 gals.	2%	Also for control, apply 16 to 32 fl. oz. of this product plus 2,4-D, in 3 to 10 gals. of water per acre.
Cogongrass	3 - 5 qts.	10 - 40 gals.	2%	Apply when cogongrass is at least 18" tall in late Summer or Fall. Due to uneven stages of growth and the dense nature of vegetation preventing good spray coverage, repeat treatments may be necessary to achieve control.
Dallisgrass ²	3 - 5 qts.	3 - 20 gals.	2%	—
Dandelion ¹	3 - 5 qts.	3 - 40 gals.	2%	Also for control, apply 1 pt. of this product plus 2,4-D, in 3 to 10 gals. of water per acre.
Dock, Curly ¹	3 - 5 qts.	3 - 40 gals.	2%	Also for control, apply 1 to 2 pts. of this product plus 2,4-D, in 3 to 10 gals. of water per acre.
Dogbane, Hemp	4 qts.	3 - 40 gals.	2%	Apply when most plants have reached the late bud to flower stage of growth. Following crop harvest or mowing, allow weeds to regrow to a mature stage prior to treatment. For best results, apply in late Summer or Fall. For suppression, apply 1 pt. of this product 2,4-D, in 3 to 10 gals. of water per acre for ground applications, and 3 to 5 gals. of water per acre for aerial applications. Delay applications until maximum emergence of dogbane has occurred.
Fescue (Except Tall) ¹	3 - 5 qts.	3 - 20 gals.	2%	—
Fescue, Tall	1 - 3 qts.	3 - 40 gals.	2%	Apply 3 qts. of this product per acre when most plants have reached boot-to-early seedhead stage of development. Fall Applications Only: Apply 1 qt. of this product in 3 to 10 gals. of water per acre. Apply to fescue in the Fall when plants have 6 to 12" of new growth. A sequential application of 1 pt. per acre of this product will improve long-term control and control seedlings germinating after Fall treatments or the following Spring.
Guineagrass	2 - 3 qts.	3 - 40 gals.	1%	Apply when most plants have reached at least the 7-leaf stage of growth. Ensure thorough coverage when using hand-held equipment. In Texas and ridge of Florida, use 2 qts. of this product per acre for control. In the flatwoods region of Florida, 3 qts. of this product per acre are required for control.
Horsenettle ¹	3 - 5 qts.	3 - 20 gals.	2%	—
Horseradish	4 qts.	3 - 40 gals.	2%	Apply when most plants have reached the late bud to flower stage of growth. For best results, apply in late Summer or Fall.
Iceplant ¹	—	—	1.5 - 2%	Thorough coverage is necessary for best control.
Jerusalem Artichoke ¹	3 - 5 qts.	3 - 20 gals.	2%	—
Johnsongrass	0.5 - 3 qts.	3 - 40 gals.	1%	In annual cropping systems, apply 1 to 2 qts. of this product per acre. Apply 1 qt. of this product in 3 to 10 gals. of water per acre. Use 2 qts. of this product when applying 10 to 40 gals. of water per acre. In non-crop areas, or areas where annual tillage (no-till) is not practiced, apply 2 to 3 qts. of this product in 10 to 40 gals. of water per acre. For best results, apply when most plants have reached the boot-to-head stage of growth or in the Fall prior to frost. Allow 7 or more days after application before tillage. Do not DO NOT tank-mix with residual herbicides when using 1 qt. of this product per acre. For burndown of Johnsongrass, apply 1 pt. of this product in 3 to 10 gals. of water per acre before the plants reach a height

				of 12". For this use, allow at least 3 days after treatment before tillage. Spot Treatment (partial control or suppression): Apply a 1% solution of this product when Johnsongrass is 12 to 18" in height. Coverage should be uniform and complete.
Kikuyugrass	2 - 3 qts.	3 - 40 gals.	2%	Spray when most kikuyugrass is at least 8" in height (3- or 4-leaf stage of growth). Allow 3 or more days after application before tillage.
Knapweed	4 qts.	3 - 40 gals.	2%	Apply when most plants have reached the late bud to flower stage of growth. For best results, apply in late Summer or Fall.
Lantana	—	—	1 - 1.25%	Apply at or beyond the bloom stage of growth. Use the higher application rate for plants that have reached the woody stage of growth.
Lespedeza ¹	3 - 5 qts.	3 - 20 gals.	2%	—
Milkweed, Common	3 qts.	3 - 40 gals.	2%	Apply when most plants have reached the late bud to flower stage of growth.
Muhly, Wirestem	1 - 2 qts.	3 - 40 gals.	2%	Use 1 qt. of this product in 3 to 10 gals. of water per acre. Use 2 qts. of this product when applying 10 to 40 gals. of water per acre or in pasture, sod, or non-crop areas. Spray when the wirestem muhly is 8" or more in height. Do not DO NOT till between harvest and Fall applications, or in the Fall or Spring prior to Spring applications. Allow 3 or more days after application before tillage.
Mullein, Common ¹	3 - 5 qts.	3 - 20 gals.	2%	—
Napiergrass ²	3 - 5 qts.	3 - 20 gals.	2%	—
Nightshade, Silverleaf	2 qts.	3 - 10 gals.	2%	Applications should be made when at least 60% of the plants have berries. Fall treatments must be applied before a killing frost.
Nutsedge, Purple or Yellow	0.5 - 3 qts.	3 - 40 gals.	1 - 2%	Apply 3 qts. of this product per acre or apply a 1 to 2% solution for control of nutsedge plants and immature nutlets attached to treated plants. Treat when plants are in flower or when new nutlets can be found at rhizome tips. Nutlets that have not germinated will not be controlled and may germinate following treatment. Repeat treatments will be required for long-term control of ungerminated tubers. Sequential Applications: 1 to 2 qts. of this product in 3 to 10 gals. of water per acre will also provide control. Make applications when a majority of the plants are in the 3- to 5-leaf stage (less than 6" tall). Repeat this application, as necessary, when newly emerging plants reach the 3- to 5-leaf stage. Subsequent applications will be necessary for long-term control. For partial control of existing plants, apply 1 pt. to 2 qts. of this product in 3 to 40 gals. of water per acre. Treat when plants have 3 to 5 leaves and most are less than 6" tall. Repeat treatments will be required to control subsequent emerging plants or regrowth of existing plants.
Orchardgrass	1 - 2 qts.	3 - 40 gals.	2%	Apply 2 qts. of this product in 10 to 40 gals. of water per acre when most plants have reached boot-to-early seedhead stage of development. For partial control in pasture or hay crop renovation, apply 1 to 1.5 qts. of this product in 3 to 10 gals. of water per acre. Apply to actively growing plants when most have reached 4 to 12" in height. Orchardgrass sods going to no-till corn: Apply 1 to 1.5 qts. of this product in 3 to 10 gals. of water per acre. Apply to orchardgrass that is a minimum of 12" tall for Spring applications, and 6" tall for Fall applications. Allow at least 3 days following application before planting. A sequential application of atrazine will be necessary for optimum results.
Pampasgrass	—	—	1.5 - 2%	Pampasgrass should be at or beyond the boot stage of growth. Thorough coverage is necessary for best control.
Paragrass ²	3 - 5 qts.	3 - 20 gals.	2%	—
Phragmites	3 - 5 qts.	10 - 40 gals.	1 - 2%	For partial control and best results, treat during late Summer or Fall when plants are actively growing and in full bloom. Treatment before or after this stage may result in reduced control. Due to the dense nature of this vegetation that may prevent good spray coverage or uneven stages of growth, repeat treatments may be necessary to achieve control. Visual

				control symptoms will be slow to develop.
Poison Hemlock	—	—	1 - 2%	For hand-held, apply as a spray-to-wet treatment. Optimum results are obtained when plants are treated at the bud to full-bloom stage of growth. Thorough coverage is necessary for best control.
Pokeweed, Common	1 qts.	3 - 40 gals.	2%	Apply to actively growing plants up to 24" tall.
Quackgrass	1 - 3 qts.	3 - 40 gals.	2%	In annual cropping systems, or in pastures and sods followed by deep tillage: Apply 1 qt. of this product in 3 to 10 gals. of water per acre. For 10 to 40 gals. of water per acre, apply 2 qts. of this product. Do not DO NOT tank-mix with residual herbicides when using the 1 qt. rate. Spray when quackgrass is 6 to 8" in height. Do not DO NOT till between harvest and Fall applications or in Fall or Spring prior to Spring application. Allow 3 or more days after application before tillage. In pastures or sods, use a moldboard plow for best results. In pastures, sods or non-crop areas where deep tillage does not follow application: Apply 2 to 3 qts. of this product in 10 to 40 gals. of water per acre when the quackgrass is greater than 8" tall.
Redvine	0.75 - 2 qts.	5 - 10 gals.	2%	For suppression, apply 1.5 pts. of this product per acre at each of 2 applications 7 to 14 days apart or a single application of 2 qts. per acre. Apply specified rates in 5 to 10 gals. of water per acre. Apply in late September or early October to plants that are at least 18" tall and have been growing 45 to 60 days since the last tillage operation. Make applications at least 1 week before a killing frost.
Reed, Giant	—	—	2%	Best results are obtained when applications are made in late Summer to Fall.
Ryegrass, Perennial	1 - 3 qts.	3 - 40 gals.	1%	In annual cropping systems, apply 1 to 2 qts. of this product per acre. Apply 1 qt. of this product in 3 to 10 gals. of water per acre. Use 2 qts. of this product when applying 10 to 40 gals. of water per acre. In non-crop areas, or areas where annual tillage (no-till) is not practiced, apply 2 to 3 qts. of this product in 10 to 40 gals. of water per acre. For best results, apply when most plants have reached the boot-to-head stage of growth or in the Fall prior to frost. Do not DO NOT tank-mix with residual herbicides when using 1 qt. of this product per acre.
Smartweed, Swamp	3 - 5 qts.	3 - 40 gals.	2%	Also for control, apply 1 pt. of this product plus 2,4-D, in 3 to 10 gals. of water per acre in the late Summer or Fall.
Sowthistle, Perennial	2 - 3 qts.	3 - 40 gals.	2%	Apply when most plants are at or beyond the bud stage of growth. After harvest, mowing or tillage in the late Summer or F all, allow at least 4 weeks for initiation of active growth and rosette development prior to the application of this product. Fall treatments must be applied before a killing frost. Allow 3 or more days after application before tillage.
Spurge, Leafy	—	3 - 10 gals.	2%	For suppression, apply 1 pt. of this product plus 2,4-D in 3 to 10 gals. of water per acre in the late Summer or Fall. If mowing has occurred prior to treatment, apply when most plants are 12" tall.
Starthistle, Yellow	2 qts.	10 - 40 gals.	2%	Best results are obtained when applications are made during the rosette, bolting, and early flower stages.
Sweet Potato, Wild	—	—	2%	For partial control, apply to plants that are at or beyond the bloom stage of growth. Repeat applications may be required.
Thistle, Artichoke	—	—	2%	For partial control, apply to plants that are at or beyond the bloom stage of growth. Repeat applications may be required.
Thistle, Canada	2 - 3 qts.	3 - 40 gals.	2%	Apply when most plants are at or beyond the bud stage of growth. After harvest, mowing or tillage in the late Summer or F all, allow at least 4 weeks for initiation of active growth and rosette development prior to the application of this product. Fall treatments must be applied before a killing frost. Allow 3 or more days after application before tillage. For suppression in the s Spring, apply 1 qt. of this product, or 1 pt. of this product plus 2,4-D, in 3 to 10 gals. of water per acre. Allow rosette regrowth to a minimum of 6" in diameter before treating. Applications can be made as long as leaves are still green and plants are actively growing at the time of application. Allow 3 or more days after application before

				tillage.
Timothy ²	2 - 3 qts.	3 - 40 gals.	2%	—
Torpedograss	4 - 5 qts.	3 - 40 gals.	2%	For partial control, apply when most plants are at or beyond the seedhead stage of growth. Repeat applications will be required to achieve control. Fall treatments must be applied before frost.
Trumpet creeper	2 qts.	5 - 10 gals.	2%	For partial control, apply in late September or October, to plants that are at least 18" tall and have been growing 45 to 60 days since the last tillage operation. Make applications at least 1 week before a killing frost.
Vaseygrass ²	3 - 5 qts.	3 - 20 gals.	2%	—
Velvetgrass ²	3 - 5 qts.	3 - 20 gals.	2%	—
Wheatgrass, Western ²	2 - 3 qts.	3 - 40 gals.	2%	—
¹ Apply when most plants have reached the early bud stage of growth.				
² Apply when most plants have reached the early heading stage of growth.				

WOODY BRUSH AND TREES

Apply **Willowood Glypho 41%** after full leaf expansion, unless otherwise directed. Use the higher rate for larger plants and/or dense areas of growth. On vines, use the higher rate for plants that have reached the woody stage of growth. Best results are obtained when application is made in late Summer or Fall after fruit formation.

In arid areas, best results are obtained when applications are made in the Spring to early Summer when brush species are at high moisture content and are flowering.

Unless otherwise directed, apply broadcast treatments in 3 to 40 gals. of water per acre. Ensure thorough coverage when using hand-held equipment. Symptoms may not appear prior to frost or senescence with Fall treatments.

Allow 7 or more days after application before tillage, mowing or removal. Repeat treatments may be necessary to control plants regenerating from underground parts or seed. Some autumn colors on undesirable deciduous species are acceptable provided no major leaf drop has occurred. Reduced performance may result if Fall treatments are made following a frost.

WOODY BRUSH AND TREES RATE TABLE (Alphabetically by Species)

Weed Species	Rate per Acre	Water Volume per Acre	Hand-Held % Solution	Instructions
Alder	3 - 4 qts.	3 - 40 gals.	1 - 1.5%	—
Ash ¹	2 - 5 qts.	3 - 40 gals.	1 - 2%	—
Aspen, Quaking	2 - 3 qts.	3 - 40 gals.	1 - 1.5%	—
Bearmat (Bearclover) ¹	2 - 5 qts.	3 - 40 gals.	1 - 2%	—
Beech ¹	2 - 5 qts.	3 - 40 gals.	1 - 2%	—
Birch	2 - 3 qts.	3 - 40 gals.	1 - 1.5%	—
Blackberry	3 - 4 qts.	10 - 40 gals.	1 - 1.5%	Make applications after plants have reached full leaf maturity. Best results are obtained when applications are made in late Summer or Fall. Applications may also be made after leaf drop and until a killing frost or as long as steins are green. After berries have set or dropped in late Fall, blackberry can be controlled by applying a 0.75% solution of Willowood Glypho 41% . For control of blackberries after leaf drop and until killing frost or as long as stems are green, apply 3 to 4 qts. of this product in 10 to 40 gals. of water per acre.
Blackgum	2 - 5 qts.	3 - 40 gals.	1 - 2%	—
Bracken	2 - 5 qts.	3 - 40 gals.	1 - 2%	—
Broom; French, Scotch	—	—	1.5 - 2%	—
Buckwheat, California ^{1,2}	—	—	1 - 2%	—
Cascara ¹	2 - 5 qts.	3 - 40 gals.	1 - 2%	—
Catsclaw ¹	—	—	1 - 1.5%	—
Ceanothus ¹	2 - 5 qts.	3 - 40 gals.	1 - 2%	—
Chamise ²	—	—	1%	—
Cherry; Bitter, Black, Pin	2 - 3 qts.	3 - 40 gals.	1 - 1.5%	—
Coyote Brush	—	—	1.5 - 2%	Apply when at least 50% of the new leaves are fully developed.
Dogwood ¹	2 - 5 qts.	3 - 40 gals.	1 - 2%	—
Elderberry	2 - 3 qts.	3 - 40 gals.	1 - 1.5%	—
Elm ¹	2 - 5 qts.	3 - 40 gals.	1 - 2%	—
Eucalyptus	—	—	2%	For control of eucalyptus resprouts, apply when resprouts are

				6 to 12 ft. tall. Ensure complete coverage. Avoid application to drought-stressed plants.
Florida Holly (Brazilian Peppertree) ¹	2 - 5 qts.	3 - 40 gals.	1 - 2%	—
Gorse ¹	2 - 5 qts.	3 - 40 gals.	1 - 2%	—
Hasardia ^{1,2}	—	—	1 - 2%	—
Hawthorn	2 - 3 qts.	3 - 40 gals.	1 - 1.5%	—
Hazel	2 - 3 qts.	3 - 40 gals.	1 - 1.5%	—
Hickory ¹	2 - 5 qts.	3 - 40 gals.	1 - 2%	—
Honeysuckle	3 - 4 qts.	3 - 40 gals.	1 - 1.5%	—
Hornbeam, American ¹	2 - 5 qts.	3 - 40 gals.	1 - 2%	—
Kudzu	4 - 5 qts.	3 - 40 gals.	2%	Repeat applications may be required to achieve control.
Locust, Black ¹	2 - 4 qts.	3 - 40 gals.	1 - 2%	
Madrone Resprouts ¹	—	—	2%	Apply to resprouts that are 3 to 6 ft. tall. Best results are obtained with s Spring/early Summer treatments.
Manzanita ¹	2 - 5 qts.	3 - 40 gals.	1 - 2%	
Maple, Red	2 - 4 qts.	3 - 40 gals.	1 - 1.5%	Apply a 1 to 1.5% solution when at least 50% of the new leaves are fully developed. For partial control, apply 2 to 4 qts. of this product per acre.
Maple, Sugar	—	—	1 - 1.5%	Apply when at least 50% of the new leaves are fully developed.
Monkey Flower ^{1,2}	—	—	1 - 2%	—
Oak; Black, White ¹	2 - 4 qts.	3 - 40 gals.	1 - 2%	—
Oak, Post	3 - 4 qts.	3 - 40 gals.	1 - 1.5%	—
Oak; Northern	—	—	1 - 1.5%	Apply when at least 50% of the new pin leaves are fully developed.
Oak; Southern Red	2 - 3 qts.	3 - 40 gals.	1 - 1.5%	—
Persimmon ¹	2 - 5 qts.	3 - 40 gals.	1 - 2%	—
Pine	2 - 5 qts.	3 - 40 gals.	1 - 2%	—
Poison Ivy/Poison Oak	4 - 5 qts.	3 - 40 gals.	2%	Repeat applications may be required to achieve control. Fall treatments must be applied before leaves lose green color.
Poplar, Yellow ¹	2 - 5 qts.	3 - 40 gals.	1 - 2%	—
Redbud, Eastern	2 - 5 qts.	3 - 40 gals.	1 - 2%	—
Rose, Multiflora	2 qts.	3 - 40 gals.	1%	Treatments should be made prior to leaf deterioration by leaf-eating insects.
Russian Olive ¹	2 - 5 qts.	3 - 40 gals.	1 - 2%	—
Sage, Black ^{1,2}	—	—	1%	—
Sage, White ¹	2 - 5 qts.	3 - 40 gals.	1 - 2%	—
Sage Brush, California ²	—	—	1%	—
Salmonberry	2 - 3 qts.	3 - 40 gals.	1 - 1.5%	—
Salt-Cedar	2 - 5 qts.	3 - 40 gals.	1 - 2%	—
Sassafras ¹	2 - 5 qts.	3 - 40 gals.	1 - 2%	—
Sourwood ¹	2 - 5 qts.	3 - 40 gals.	1 - 2%	—
Sumac; Poison, Smooth, Winged ¹	2 - 4 qts.	3 - 40 gals.	1 - 2%	—
Sweetgum	2 - 3 qts.	3 - 40 gals.	1 - 1.5%	—
Swordfern ¹	2 - 5 qts.	3 - 40 gals.	1 - 2%	—
Tallowtree, Chinese ²	—	—	1%	—
Tan Oak Resprouts ¹	—	—	2%	Apply to resprouts that are less than 3 to 6 ft. tall. Best results are obtained with Fall applications.
Thimbleberry	2 - 3 qts.	3 - 40 gals.	1 - 1.5%	—
Tobacco, Tree ¹			1 - 2%	—
Trumpet creeper	2 - 3 qts.	3 - 40 gals.	1 - 1.5%	—
Vine Maple ¹	2 - 5 qts.	3 - 40 gals.	1 - 2%	—
Virginia Creeper	2 - 5 qts.	3 - 40 gals.	1 - 2%	—
Waxmyrtle, Southern ¹	2 - 5 qts.	3 - 40 gals.	1 - 2%	—
Willow	3 - 4 qts.	3 - 40 gals.	1 - 1.5%	—

¹Partial Control.²Thorough coverage of foliage is necessary for best results.

STORAGE AND DISPOSAL

~~Do not~~**DO NOT** contaminate water, foodstuffs, feed, or seed by storage or disposal.

PESTICIDE STORAGE: Keep container closed to prevent spills and contamination.

PESTICIDE DISPOSAL: Wastes resulting from the use of this product that cannot be used or chemically reprocessed should be disposed of in a landfill approved for pesticide disposal or in accordance with applicable Federal, State, or local procedures.

CONTAINER HANDLING:

Non-Refillable Plastic and Metal Containers (Capacity Equal to or Less Than 5 gals.): Non-refillable container. ~~Do not~~**DO NOT** reuse or refill this container. Triple rinse container (or equivalent) promptly after emptying. Triple rinse as follows: Empty the remaining contents into application equipment or a mix tank. Fill the container $\frac{1}{4}$ full with water and recap. Shake for 10 seconds. Pour rinsate into application equipment or a mix tank or store rinsate for later use or disposal. Drain for 10 seconds after the flow begins to drip. Repeat this procedure two more times. Then, for Plastic Containers, offer for recycling if available or puncture and dispose of in a sanitary landfill or by incineration, or, if allowed by State and local authorities, by burning. For Metal Containers, offer for recycling if available or reconditioning if appropriate, or puncture and dispose of in a sanitary landfill, or by other procedures approved by State and local authorities.

Non-Refillable Plastic and Metal Containers (Capacity Greater Than 5 gals.): Non-refillable container. ~~Do not~~**DO NOT** reuse or refill this container. Triple rinse container (or equivalent) promptly after emptying. Triple rinse as follows: Empty the remaining contents into application equipment or a mix tank. Fill the container $\frac{1}{4}$ full with water. Replace and tighten closures. Tip container on its side and roll it back and forth, ensuring at least one complete revolution, for 30 seconds. Stand the container on its end and tip it back and forth several times. Turn the container over onto its other end and tip it back and forth several times. Empty the rinsate into application equipment or a mix tank or store rinsate for later use or disposal. Repeat this procedure two more times. Then, for Plastic Containers, offer for recycling if available or puncture and dispose of in a sanitary landfill or by incineration, or, if allowed by State and local authorities, by burning. For Metal Containers, offer for recycling if available or reconditioning if appropriate, or puncture and dispose of in a sanitary landfill, or by other procedures approved by State and local authorities.

Non-Refillable Plastic and Metal Containers, e.g., Intermediate Bulk Containers [IBC] (Size or Shape Too Large to be Tipped, Rolled or Turned Upside Down): Non-refillable container. ~~Do not~~**DO NOT** reuse or refill this container. Clean container promptly after emptying the contents from this container into application equipment or mix tank and before final disposal using the following pressure rinsing procedure. Insert a lance fitted with a suitable tank cleaning nozzle into the container and ensure that the water spray thoroughly covers the top, bottom and all sides inside the container. The nozzle manufacturer generally provides instructions for the appropriate spray pressure, spray duration and/or spray volume. If the manufacturer's instructions are not available, pressure rinse the container for at least 60 seconds using a minimum pressure of 30 PSI with a minimum rinse volume of 10% of the container volume. Drain, pour or pump rinsate into application equipment or rinsate collection system. Repeat this pressure rinsing procedure two more times. Then, for Plastic Containers, offer for recycling if available or puncture and dispose of in a sanitary landfill or by incineration, or, if allowed by State and local authorities, by burning. Metal Containers, offer for recycling if available or reconditioning if appropriate, or puncture and dispose of in a sanitary landfill, or by other procedures approved by State and local authorities.

All Other Refillable Containers: Refillable container. Refilling Container: Refill this container with this herbicide only. ~~Do not~~**DO NOT** reuse this container for any other purpose. Cleaning before refilling is the responsibility of the refiller. Prior to refilling, inspect carefully for damage such as cracks, punctures, abrasions, worn out threads and closure devices. Check for leaks after refilling and before transporting. Disposing of Container: ~~Do not~~**DO NOT** reuse this container for any other purpose other than refilling (see preceding). Cleaning the container before final disposal is the responsibility of the person disposing of the container. To clean the container before final disposal, use the following pressure rinsing procedure. Insert a lance fitted with a suitable tank cleaning nozzle into the container and ensure that the water spray thoroughly covers the top, bottom and all sides inside the container. The nozzle manufacturer generally provides instructions for the appropriate spray pressure, spray duration and/or spray volume. If the manufacturer's instructions are not available, pressure rinse the container for at least 60 seconds using a minimum pressure of 30 PSI with a minimum rinse volume of 10% of the container volume. Drain, pour or pump rinsate into application equipment or rinsate collection system. Repeat this pressure rinsing procedure two more times. Then, for Plastic Containers, offer for recycling if available or puncture and dispose of in a sanitary landfill or by incineration, or, if allowed by State and local authorities, by burning. For Metal Containers, offer for recycling if available or reconditioning if appropriate, or puncture and dispose of in a sanitary landfill, or by other procedures approved by State and local authorities.

CONTAINER IS NOT SAFE FOR FOOD, FEED, OR DRINKING WATER!

IMPORTANT: READ BEFORE USE**CONDITION OF SALE AND LIMITATION OF WARRANTY AND LIABILITY**

NOTICE: Read the entire Directions for Use and Conditions of Sale and Limitation of Warranty and Liability before buying or using this product. If the terms are not acceptable, return the unopened product container at once. By using the product, user or buyer accepts the following Conditions, Disclaimer of Warranties and Limitations of Liability.

CONDITIONS: The directions for use of this product are believed to be adequate and must be followed carefully. However, it is impossible to eliminate all risks associated with the use of this product. Crop injury, ineffectiveness or other unintended consequences may result because of such factors as weather conditions, presence of other materials, or the manner of use or application, all of which are beyond the control of ~~Willowood, LLC~~**Willowood Glyphosate, LLC**. To the extent consistent with applicable law, such risks shall be assumed by the user or buyer.

DISCLAIMER OF WARRANTIES: TO THE EXTENT CONSISTENT WITH APPLICABLE LAW, ~~WILLOWOOD, LLC~~**WILLOWOOD GLYPHOSATE, LLC** MAKES NO OTHER WARRANTIES, EXPRESS OR IMPLIED, OF MERCHANTABILITY OR OF FITNESS FOR A PARTICULAR PURPOSE OR OTHERWISE, THAT EXTEND BEYOND THE STATEMENTS MADE ON THIS LABEL. To the extent consistent with applicable law, no agent of ~~Willowood, LLC~~**Willowood Glyphosate, LLC** is authorized to make any warranties beyond those contained herein or to modify the warranties contained herein. TO THE EXTENT CONSISTENT WITH APPLICABLE LAW, ~~WILLOWOOD, LLC~~**WILLOWOOD GLYPHOSATE, LLC** DISCLAIMS ANY LIABILITY WHATSOEVER FOR SPECIAL, INCIDENTAL OR CONSEQUENTIAL DAMAGES RESULTING FROM THE USE OR HANDLING OF THIS PRODUCT.

LIMITATIONS OF LIABILITY: TO THE EXTENT CONSISTENT WITH APPLICABLE LAW, THE EXCLUSIVE REMEDY OF THE USER OR BUYER FOR ANY AND ALL LOSSES, INJURIES OR DAMAGES RESULTING FROM THE USE OR HANDLING OF THIS PRODUCT, WHETHER IN CONTRACT, WARRANTY, TORT, NEGLIGENCE, STRICT LIABILITY OR OTHERWISE, SHALL NOT EXCEED THE PURCHASE PRICE PAID OR AT ~~WILLOWOOD, LLC~~**WILLOWOOD GLYPHOSATE, LLC**'S ELECTION, THE REPLACEMENT OF PRODUCT.

[Amplify, Bullet, Degree, Farmsource, Harness, Lariat, Micro-Tech, Monsanto and Vine symbol, and Permit are trademarks of Monsanto Technology LLC. The Roundup Ready gene is patented by Monsanto.]

[All trademarks are the property of their respective owners.]










[Farmers First is a trademark of Farmers Business Network, Inc.]

[The sprout logo, "FBN", and "Farmers Business Network" are registered service marks of Farmer's Business Network, Inc.]

[<BRAND>™ or ® is a trademark of <TRADEMARK HOLDER>.]

[Note to Reviewer: The mention of the product name throughout this Master Label may be updated/replaced with the term "This product" on the Market Label.]

{Optional graphics to be used on any panel of final market label:}

[www.FBN.com] [FBN.com] [Available at www.FBN.com] [844-200-FARM (3276)] [Farmers First]		{any color}  FARMERS BUSINESS NETWORK™
 FARMERS FIRST™		
		
 HERBICIDE [Herbicide]		

[Sub-Label B - Pages 58-82: Industrial, Turf, & Ornamental Uses]

GLYCINE	GROUP	9	HERBICIDE
---------	-------	---	-----------

Willowood Glypho 41%

[Non-Selective, broad spectrum weed control for Non-Crop Areas and Industrial Sites, Forestry Site Preparation, Ornamentals, Plant Nurseries and Christmas Trees, Parks, Recreational and Residential Areas, Railroads, Roadsites, Utility Sites]
[Complete broad-spectrum post-emergence herbicide for non-crop, industrial, turf, and ornamental area grass and weed control]
~~[-<PRODUCT NAME> contains Glyphosate, the same active ingredient used in <BRAND-NAME>™ or ®.]~~ [Glyphosate Plus Surfactant]
[Contains 10% Surfactant]

AVOID CONTACT OF HERBICIDE WITH FOLIAGE, GREEN STEMS, EXPOSED NON-WOODY ROOTS OR FRUIT OF CROPS (EXCEPT AS SPECIFIED FOR INDIVIDUAL ~~ROUNDUP-READY~~GLYPHOSATE-RESISTANT® CROPS), DESIRABLE PLANTS AND TREES, BECAUSE SEVERE INJURY OR DESTRUCTION MAY RESULT.

Active Ingredient:

By Weight

*Glyphosate, N-(phosphonomethyl)glycine, in the form of its isopropylamine salt 41.0%

Other Ingredients: 59.0%

Total: 100.0%

*Contains 480 grams per liter or 4 lbs. per U.S. gallon of the active ingredient glyphosate, in the form of its isopropylamine salt.
Equivalent to 356 grams per liter or 3 lbs. per U.S. gallon of the acid, glyphosate.

KEEP OUT OF REACH OF CHILDREN
WARNING/AVISO

Si usted no entiende la etiqueta, busque a alguien para que se la explique a usted en detalle.
(If you ~~do not~~DO NOT understand the label, find someone to explain it to you in detail.)

FIRST AID	
If In Eyes:	<ul style="list-style-type: none">• Hold eye open and rinse slowly and gently with water for 15-20 minutes.• Remove contact lenses, if present, after the first 5 minutes, then continue rinsing eye.• Call a poison control center or doctor for further treatment advice.
If Inhaled:	<ul style="list-style-type: none">• Move person to fresh air.• If person is not breathing, call 911 or an ambulance, then give artificial respiration, preferably mouth-to-mouth, if possible.• Call a poison control center or doctor for treatment advice.
If Swallowed:	<ul style="list-style-type: none">• Call a poison control center or doctor immediately for treatment advice.• Have person sip a glass of water if able to swallow.• Do not<u>DO NOT</u> induce vomiting unless told to by a poison control center or doctor.• Do not<u>DO NOT</u> give anything by mouth to an unconscious person.
HOTLINE NUMBER	
Have the product container or label with you when calling a poison control center or doctor, or going for treatment. For 24-Hour Medical Emergency Assistance (Human or Animal), call: 1-800-222-1222 . For Chemical Emergency Assistance (Spill, Leak, Fire, or Accident), call CHEMTREC: 1-800-424-9300	

[Optional referral statements when booklets and container labels are used:
See Panel for First Aid Instructions and booklet for complete Precautionary Statements and Directions For Use.
See label booklet for complete Precautionary Statements, Directions For Use, and Storage and Disposal.
See label booklet for additional Precautionary Statements, Directions For Use, and Storage and Disposal.
See label booklet for complete Directions For Use.]

Not all products recommended on this label are registered for use in California. Check the registration status of each product in California before using.

Manufactured By [For]:
~~8892474-5~~
~~Willowood, LLC~~Willowood Glyphosate, LLC

EPA Est. No.: _____

385 Interlocken Crescent, Suite #2401887 Whitney Mesa Drive #9740
~~Henderson~~Broomfield, CO ~~NV~~ 8901480021

EPA Reg. No.: ~~87290-~~

Net Contents: _____[Gal./L]

PRECAUTIONARY STATEMENTS

HAZARDS TO HUMANS AND DOMESTIC ANIMALS

Causes substantial but temporary eye injury. Harmful if inhaled or absorbed through skin. ~~Do not~~**DO NOT** get in eyes, on skin, or on clothing.

Domestic Animals: This product is considered to be relatively non-toxic to dogs and other domestic animals; however, ingestion of this product or large amounts of freshly sprayed vegetation may result in temporary gastrointestinal irritation (vomiting, diarrhea, colic, etc.). If such symptoms are observed, provide the animal with plenty of fluids to prevent dehydration. Call a veterinarian if symptoms persist for more than 24 hours.

PERSONAL PROTECTIVE EQUIPMENT (PPE)

Applicators and other handlers must wear:

- Long-sleeved shirt and long pants
- Shoes plus socks
- Protective eyewear

Follow manufacturer's instructions for cleaning/maintaining PPE. If no such instructions for washables exist, use detergent and hot water. Keep and wash PPE separately from other laundry.

ENGINEERING CONTROL STATEMENTS

When handlers use closed systems, enclosed cabs, or aircraft in a manner that meets the requirements listed in Worker Protection Standard (WPS) for agricultural pesticides [40 CFR 170.240(d)(4-6)], the handler PPE requirements may be reduced or modified as specified in the WPS.

USER SAFETY RECOMMENDATIONS

Users should:

- Wash hands before eating, drinking, chewing gum, using tobacco, or using the toilet.
- Remove clothing/PPE immediately if pesticide gets inside. Then wash thoroughly and put on clean clothing.

ENVIRONMENTAL HAZARDS

~~Do not~~**DO NOT** apply directly to water, to areas where surface water is present or to intertidal areas below the mean high water mark. ~~Do not~~**DO NOT** contaminate water when cleaning equipment or disposing of equipment washwaters.

PHYSICAL OR CHEMICAL HAZARDS

Spray solutions of this product should be mixed, stored and applied using only stainless steel, aluminum, fiberglass, plastic or plastic-lined steel containers.

~~DO NOT~~**DO NOT** MIX, STORE OR APPLY THIS PRODUCT OR SPRAY SOLUTIONS OF THIS PRODUCT IN GALVANIZED STEEL OR UNLINED STEEL (EXCEPT STAINLESS STEEL) CONTAINERS OR SPRAY TANKS. This product or spray solutions of this product react with such containers and tanks to produce hydrogen gas which may form a highly combustible gas mixture. This gas mixture could flash or explode, causing serious personal injury, if ignited by open flame, spark, welder's torch, lighted cigarette or other ignition source.

DIRECTIONS FOR USE

It is a violation of Federal law to use this product in any manner inconsistent with its labeling.

~~Do not~~**DO NOT** apply this product in a way that will contact workers or other persons, either directly or through drift. Only protected handlers may be in the area during application. For any requirements specific to your State or Tribe, consult the agency responsible for pesticide regulation. This labeling must be in the possession of the user at the time of pesticide application.

To the extent consistent with applicable law, grower assumes all responsibility for crop losses resulting from misapplication of this product.

ENDANGERED SPECIES PROTECTION REQUIREMENTS: This product may have effects on federally listed threatened or endangered species or their critical habitat in some locations. When using this product, you must follow the measures contained in the Endangered Species Protection Bulletin for the county or parish in which you are applying the pesticide. To determine whether your county or parish has a Bulletin, and to obtain that Bulletin, consult <http://www.epa.gov/espp/> or call 1-800-447-3813, no more than 6 months before using this product. Applicators must use Bulletins that are in effect in the month in which the pesticide will be applied. New Bulletins will generally be available from the above sources 6 months prior to their effective dates.

AGRICULTURAL USE REQUIREMENTS

Use this product only in accordance with its labeling and with the Worker Protection Standard, 40 CFR Part 170. This Standard contains requirements for the protection of agricultural workers on farms, forests, nurseries, and greenhouses, and handlers of agricultural pesticides. It contains requirements for training, decontamination, notification, and emergency assistance. It also contains specific instructions and exceptions pertaining to the statements on this label about personal protective equipment (PPE) and restricted-entry interval. The requirements in this box only apply to uses of this product that are covered by the Worker Protection Standard.

~~DO NOT~~**DO NOT** enter or allow worker entry into treated areas during the restricted-entry interval (REI) of **12 hours**.

PPE required for early entry to treated areas that is permitted under the Worker Protection Standard and that involves contact with anything that has been treated, such as plants, soil, or water, is:

- Coveralls
- Chemical-resistant gloves made of barrier laminate, butyl rubber ≥ 14 mils, or nitrile rubber ≥ 14 mils, or neoprene rubber ≥ 14 mils, polyethylene, PVC ≥ 14 mils, or Viton ≥ 14 mils
- Shoes plus socks
- Protective eyewear

NON-AGRICULTURAL USE REQUIREMENTS

The requirements in this box apply to uses of this product that are NOT within the scope of the Worker Protection Standard for agricultural pesticides (40 CFR Part 170). The WPS applies when this product is used to produce agricultural plants on farms, forests, nurseries or greenhouses.

Keep people and pets off treated areas until spray solution has dried.

PRODUCT INFORMATION

Willowood Glypho 41% is a post-emergent, systemic herbicide with no soil residual activity. It gives broad-spectrum control of many annual weeds, perennial weeds, woody brush and trees. It is formulated as a water-soluble liquid containing surfactant.

Time to Symptoms

Willowood Glypho 41% moves through the plant from the point of foliage contact to and into the root system. Visual effects are a gradual wilting and yellowing of the plant, which advances to complete browning of above ground growth and deterioration of underground plant parts. Effects are visible on most annual weeds within 2 to 4 days, but on most perennial weeds may not occur for 7 days or more. Extremely cool or cloudy weather following treatment may slow activity of this product and delay development of visual symptoms.

Stage of Weeds

Annual weeds are easiest to control when they are small. Best control of most perennial weeds is obtained when treatment is made at later growth stages approaching maturity.

Cultural Considerations

Reduced control may result when applications are made to annual or perennial weeds that have been mowed, grazed or cut, and have not been allowed to regrow to the specified stage for treatment.

Rainfastness

Heavy rainfall soon after application may wash this product off of the foliage and a repeat application may be required for adequate control.

Mode of Action in Plants

The active ingredient in this product inhibits an enzyme found only in plants and microorganisms that is essential to the formation of specific amino acids.

No Soil Activity

Weeds must be emerged at the time of application to be controlled by this product. Weeds germinating from seed after application will not be controlled. Unemerged plants arising from unattached underground rhizomes or rootstocks of perennials will not be affected by the herbicide and will continue to grow.

Biological Degradation

Degradation of this product is primarily a biological process carried out by soil microbes.

Annual Maximum Application Rates

The combined total of all treatments must not exceed 10.6 qts. of this product per acre per year. The maximum use rates stated throughout this product's labeling apply to this product combined with the use of all other herbicides containing glyphosate as the active ingredient, whether applied separately or as mixtures. Calculate the application rates and ensure that the total use of this and other glyphosate containing products does not exceed stated maximum use rates. See the **"INGREDIENTS"** section of this label for necessary information.

USE PRECAUTIONS:

AVOID CONTACT OF HERBICIDE WITH FOLIAGE, GREEN STEMS, EXPOSED NON-WOODY ROOTS OR FRUIT OF CROPS, DESIRABLE PLANTS AND TREES, BECAUSE SEVERE INJURY OR DESTRUCTION MAY RESULT.

AVOID DRIFT. EXTREME CARE MUST BE USED WHEN APPLYING THIS PRODUCT TO PREVENT INJURY TO DESIRABLE PLANTS AND CROPS.

~~Do not~~**DO NOT** allow the herbicide solution to mist, drip, drift or splash onto desirable vegetation since minute quantities of this product can cause severe damage or destruction to the crop, plants or other areas on which treatment was not intended. The

likelihood of injury occurring from the use of this product increases when winds are gusty, as wind velocity increases, when wind direction is constantly changing or when there are other meteorological conditions that favor spray drift. When spraying, avoid combinations of pressure and nozzle type that will result in splatter or fine particles (mist) that are likely to drift. AVOID APPLYING AT EXCESSIVE SPEED OR PRESSURE.

WEED RESISTANCE MANAGEMENT

Willowood Glypho 41% contains glyphosate, and is classified as a Group 9 herbicide (glycine chemical family) that inhibits 5-enolpyruvyl-shikimate-3-phosphate synthase (EPSPS).

Herbicide resistance is defined as the inherited ability of a plant to survive and reproduce following exposure to a dose of herbicide normally lethal to the wild type. In a plant, resistance may be naturally occurring or induced by such techniques as genetic engineering or selection of variants produced by tissue culture or mutagenesis. Any weed population may contain or develop plants that are naturally resistant to **Willowood Glypho 41%** and other Group 9 herbicides. Weed species with acquired resistance to Group 9 herbicides may eventually dominate the weed population if Group 9 herbicides are used repeatedly in the same field or in successive years as the primary method of control for targeted species. This may result in partial or total loss of control of those species by **Willowood Glypho 41%** or other Group 9 herbicides.

Indicators of possible herbicide resistance include: (1) failure to control a weed species normally controlled by the herbicide at the dose applied, especially if control is achieved on adjacent weeds; (2) a spreading patch of non-controlled plants of a particular weed species; (3) surviving plants mixed with controlled individuals of the same species. If resistance is suspected, prevent weed seed production in the affected area by an alternative herbicide from a different group or by a mechanical method such as hoeing or tillage. Prevent movement of resistant weed seeds to other fields by cleaning harvesting and tillage equipment when moving between fields, and planting clean seed. If a weed pest population continues to progress after treatment with this product, discontinue use of this product, and switch to another management strategy or herbicide with a different mode of action, if available.

To delay herbicide resistance, consider:

- Avoiding the consecutive use of **Willowood Glypho 41%** or other target site of action Group 9 herbicides that have a similar target site of action, on the same weed species.
- Using tank mixtures or premixes with herbicides from different target site of action Groups as long as the involved products are all registered for the same use, have different sites of action, and are both effective at the tank mix or prepack rate on the weed(s) of concern.
- Basing herbicide use on a comprehensive Integrated Pest Management (IPM) program.
- Monitoring treated weed populations for loss of field efficacy.

Users should scout before and after application. Users should report lack of performance to registrant or their representative.

Contact your local sales representative, extension agent, or certified crop advisors to find out if suspected resistant weeds to this MOA have been found in your region. If resistant biotypes of target weeds have been reported, use the application rates of this product specified for your local conditions. Tank mix products so that there are multiple effective mechanisms of action for each target weed.

Management Recommendations For Glyphosate-Resistant Biotypes

Note: Appropriate testing is critical in order to determine if a weed is resistant to glyphosate. Contact your local county extension agent or visit the following websites www.weedresistancemanagement.com or www.weedscience.org. For more information, see the "ANNUAL WEEDS" and "PERENNIAL WEEDS" tables of this label.

Control recommendations for biotypes confirmed as resistant to glyphosate are made available on separately published fact sheets for this product and can be obtained from your local retailer.

Since the occurrence of new glyphosate-resistant weeds cannot be determined until after product use and scientific confirmation, ~~Willowood, LLC~~ Willowood Glyphosate, LLC is not responsible for any losses that may result from the failure of this product to control glyphosate-resistant weeds biotypes.

The following good agronomic practices are recommended to reduce the spread of confirmed glyphosate-resistant biotypes:

- If a naturally occurring resistant biotype is present in your field, this product should be tank-mixed or applied sequentially with an appropriately labeled herbicide with a different mode of action to achieve control.
- Cultural and mechanical control practices (e.g. crop rotation or tillage) may also be used as appropriate.
- One method for adding other herbicides into a continuous ~~Roundup Ready~~ Glyphosate-resistant system is to rotate to other ~~Roundup Ready~~ Glyphosate-resistant crops.
- Scout treated fields after herbicide applications and control escaping weeds including resistant biotypes before they set seed.
- Thoroughly clean equipment before leaving fields known to contain resistant biotypes

Integrated Pest Management

To better manage weed resistance when using **Willowood Glypho 41%**, use a combination of tillage and tank mix partners or sequential herbicide applications that have a different mode of action than **Willowood Glypho 41%** to control escaped weeds. Weed escapes that are allowed to go to seed will promote the spread of resistant biotypes. Consult your agricultural dealer, consultant, applicator, and/or appropriate State Agricultural Extension Service representative for specific alternative herbicide

MIXING INSTRUCTIONS

It is the pesticide user's responsibility to ensure that all products are registered for the intended use. Read and follow the applicable restrictions and limitations and directions for use on all product labels involved in tank mixing. Users must follow the most restrictive directions for use and precautionary statements of each product in the tank mixture.

Spray solutions of this product should be mixed, stored, and applied using only clean stainless steel, aluminum, plastic, fiberglass, plastic or plastic-lined steel containers. Clean sprayer parts immediately after using this product by thoroughly flushing with water. Use caution to avoid siphoning back into the carrier source. Use approved anti-back-siphoning devices where required by State or local regulations.

Mixing with Water

Product performance may be significantly reduced if water containing soil sediment is used as a carrier. ~~Do not~~**DO NOT** mix this product with water from ponds and ditches that is visibly muddy or murky. **Willowood Glypho 41%** mixes readily with water. Mix spray solutions of this product as follows: Fill the mixing or spray tank with the required amount of clean water. Add the specified amount of this product near the end of the filling process and mix well. During mixing and application, foaming of the spray solution may occur. To prevent or minimize foaming, mix gently, terminate by-pass and return lines at the bottom of the tank and, if necessary, use an anti-foam or defoaming agent.

Tank Mixing

This product does not provide residual weed control. This product may be tank-mixed with other herbicides to provide residual weed control, a broader weed control spectrum or an alternate mode of action. Read and carefully observe the cautionary statements and all other information appearing on the labels of all herbicides used. Use according to the most restrictive label directions for each product in the mixture.

Precaution:

- Mixing this product with herbicides or other materials not recommended on this label may result in reduced performance.

Restrictions:

- When this label recommends a tank mixture with a generic active ingredient such as diuron, atrazine, 2,4-D, or dicamba, the user is responsible for ensuring that the specific application is included on the label of the specific products used in the tank mixture.
- It is the pesticide user's responsibility to ensure that all products in the listed mixtures are registered for the intended use. Users must follow the most restrictive directions for use and precautionary statements of each product in the tank mixture.
- Always predetermine the compatibility of all tank-mix products together in the carrier by mixing small proportional quantities in advance.

Tank Mixing Procedure

When tank mixing, read and carefully observe label directions, cautionary statements and all information on the labels of all products used. Add the tank-mix product to the tank as directed by the label. Maintain agitation and add the specified amount of **Willowood Glypho 41%**. If needed, add nonionic surfactant before completing the filling process.

Maintain good agitation at all times until the contents of the tank are sprayed. If the spray mixture is allowed to settle, thorough agitation may be required to resuspend the mixture before spraying is resumed. Keep by-pass line on or near the bottom of the tank to minimize foaming. Screen size in nozzle or line strainers should be no finer than 50-mesh.

Refer to the "**MIXING INSTRUCTIONS**" and "**PRODUCT INFORMATION**" sections for additional precautions.

Mixing for Hand-Held Sprayers

Prepare the desired spray volume by mixing the amount of **Willowood Glypho 41%** indicated in the following table with water:

Amount of Willowood Glypho 41%	Spray Solution		
	Desired Volume		
	1 Gallon	25 Gallons	100 Gallons
0.5%	0.7 oz.	1.0 pt.	2.0 qts.
1.0%	1.3 oz.	1.0 qt.	1.0 gal.
1.5%	2.0 oz.	1.5 qts.	1.5 gals.
2.0%	2.7 oz.	2.0 qts.	2.0 gals.
5.0%	6.5 oz.	5.0 qts.	5.0 gals.
10.0%	13.0 oz.	10.0 qts.	10.0 gals.
2 tablespoons = 1 fluid ounce			

For backpack, knapsack or pump-up sprayers, it is recommended that the appropriate amount of this product be mixed with water in a larger container, and then used to fill the sprayer.

Surfactants

Nonionic surfactants (NIS) or wetting agents that have at least 70% active ingredient and are labeled for use with herbicides may be added to the spray solution, unless otherwise directed. ~~Do not~~**DO NOT** reduce rates of this herbicide when adding surfactants. Read and carefully observe cautionary statements and other information appearing on the additives label.

Colorants or Dyes

Agriculturally approved colorants or marking dyes may be added to spray solutions of this product. However, they can reduce product performance, especially at lower rates or dilution. Use colorants or dyes according to the manufacturer's recommendations.

APPLICATION EQUIPMENT AND TECHNIQUES

APPLY SPRAY SOLUTIONS IN PROPERLY MAINTAINED AND CALIBRATED EQUIPMENT CAPABLE OF DELIVERING DESIRED VOLUMES.

RESTRICTIONS:

- ~~Do not~~**DO NOT** apply this product through any type of irrigation system.
- ~~Do not~~**DO NOT** make direct application to any body of water.

PRECAUTION:

- Herbicide solution of this product that is allowed to mist, drip, drift or splash onto desirable vegetation even in minute quantities, can cause severe damage or destruction to the crop, plants or other areas on which treatment was not intended.

SPRAY DRIFT MANAGEMENT

AVOID DRIFT. EXTREME CARE MUST BE USED WHEN APPLYING THIS PRODUCT TO PREVENT INJURY TO DESIRABLE PLANTS AND CROPS.

Avoiding spray drift at the application site is the responsibility of the applicator. The interaction of many equipment- and weather-related factors determine the potential for spray drift. The applicator and the grower are responsible for considering all these factors when making decisions.

AERIAL SPRAY DRIFT MANAGEMENT

The following drift management requirements must be followed to avoid off-target drift movement from aerial application:

1. The distance of the outermost nozzles on the boom must not exceed $\frac{3}{4}$ the length of the wingspan or rotor.
2. Nozzles must always point backward parallel with the air stream and never be pointed downwards more than 45 degrees. Where states have more stringent regulations, they should be observed.

Importance of Droplet Size

The most effective way to reduce drift potential is to apply large droplets. The best drift management strategy is to apply the largest droplets that provide sufficient coverage and control. Applying larger droplets reduces drift potential, but will not prevent drift if applications are made improperly, or under unfavorable environmental conditions (refer to the below "**Wind**", "**Temperature and Humidity**", and "**Temperature Inversion**" sections).

Controlling Droplet Size

- **Volume:** Use high flow rate nozzles to apply the highest practical spray volume. Nozzles with the higher rated flows produce larger droplets.
- **Pressure:** Use the lower spray pressures recommended for the nozzle. Higher pressure reduces droplet size and does not improve canopy penetration. When higher flow rates are needed, use higher flow rate nozzles instead of increasing pressure.
- **Number of Nozzles:** Use the minimum number of nozzles that provide uniform coverage.
- **Nozzle Orientation:** Orienting nozzles so that the spray is released backwards, parallel to the airstream, will produce larger droplets than other orientations. Significant deflection from the horizontal will reduce droplet size and increase drift potential.
- **Nozzle Type:** Use a nozzle type that is designed for the intended application. With most nozzle types, narrower spray angles produce larger droplets. Consider using low-drift nozzles. Solid stream nozzles oriented straight back produce larger droplets than other nozzle types.
- **Boom Length:** For some use patterns, reducing the effective boom length to less than $\frac{3}{4}$ of the wingspan or rotor length may further reduce drift without reducing swath width.
- **Application Height:** Applications should not be made at a height greater than 10 feet above the top of the largest plants unless a greater height is required for aircraft safety. Making applications at the lowest height that is safe reduces the exposure of the droplets to evaporation and wind.

Swath Adjustment

When applications are made with a crosswind, the swath will be displaced downward. Therefore, on the up and downwind edges of the field, the applicator must compensate for this displacement by adjusting the path of the aircraft upwind. Swath adjustment distance should increase, with increasing drift potential (higher wind, smaller droplets, etc.).

Wind

Drift potential is lowest between wind speeds of 2 to 10 mph. However, many factors, including droplet size and equipment type determine drift potential at any given speed. Application should be avoided below 2 mph due to variable wind direction and high inversion potential. **NOTE:** Local terrain can influence wind patterns. Every applicator should be familiar with local wind patterns and how they affect drift.

Temperature and Humidity

When making applications in low relative humidity, set up equipment to produce larger droplets to compensate for evaporation. Droplet evaporation is most severe when conditions are both hot and dry.

Temperature Inversions

Applications should not occur during a temperature inversion because drift potential is high. Temperature inversions restrict vertical air mixing, which causes small suspended droplets to remain in a concentrated cloud. This cloud can move in unpredictable directions due to the light variable winds common during inversions. Temperature inversions are characterized by increasing temperatures with

altitude and are common on nights with limited cloud cover and light to no wind. They begin to form as the sun sets and often continue into the morning. Their presence can be indicated by ground fog; however, if fog is not present, inversions can also be identified by the movement of smoke from a ground source or an aircraft smoke generator. Smoke that layers and moves laterally in a concentrated cloud (under low wind conditions) indicates an inversion, while smoke that moves upward and rapidly dissipates indicates good vertical air mixing.

Sensitive Areas

This product should only be applied when the potential for drift to adjacent sensitive areas (e.g. residential areas, bodies of water, known habitat for threatened or endangered species, non-target crops) is minimal (e.g. when wind is blowing away from the sensitive areas).

Aerial Equipment

Restriction:

- ~~Do not~~**DO NOT** apply this product using aerial spray equipment except under conditions as specified within this label.

For aerial application in Arkansas, California, or Mississippi or specific counties therein, refer to the “**Aerial Applications - Arkansas Only**” or “**Aerial Applications - California Only**” or “**Aerial Applications - Mississippi Only**” sections for specific instructions, restrictions, and requirements.

Use the specified rates of this herbicide in 3 to 25 gallons of water per acre unless otherwise specified on this label.

Precautions:

- To prevent injury to adjacent desirable vegetation, appropriate buffer zones must be maintained.
- Drift reduction additives may be used. When a drift reduction additive is used, read and carefully observe the cautionary statements and all other information appearing on the additive label.
- To ensure uniform application, avoid streaking, uneven or overlapped application, use appropriate marking devices.

Aircraft Maintenance

Thoroughly wash aircraft, especially landing gear, after each day of spraying to remove residues of this product accumulated during spraying or from spills. PROLONGED EXPOSURE OF THIS PRODUCT TO UNCOATED STEEL SURFACES MAY RESULT IN CORROSION AND POSSIBLE FAILURE OF THE PART. LANDING GEAR IS MOST SUSCEPTIBLE. Maintaining an organic coating (paint) that meets aerospace specification MIL-C-38413 may prevent corrosion.

Ground Broadcast Equipment

Apply the specified rates of this product in 3 to 40 gallons of water per acre as a broadcast spray unless otherwise specified on this label. As density of weeds increases, spray volume should be increased within the specified range to ensure complete coverage. Carefully select proper nozzles to avoid spraying a fine mist. For best results with ground application equipment, use flat-fan nozzles. Check spray pattern for uniform distribution of spray droplets.

Hand-Held or Backpack Equipment

Apply to foliage of vegetation to be controlled. For applications made on a spray-to-wet basis, spray coverage should be uniform and complete. ~~Do not~~**DO NOT** spray to the point of run-off. Use coarse sprays only.

For low-volume directed spray applications, spray coverage should be uniform with at least 50% of the foliage contacted. Coverage of the top one-half of the plant is important for best results. To ensure adequate spray coverage, spray both sides of large or tall woody brush and trees, when foliage is thick and dense, or where there are multiple sprouts.

Selective Equipment

Willowood Glypho 41% may be diluted in water and applied through shielded applicators, hooded sprayers, wiper applicators or sponge bars to weeds listed on this label that are growing in any specified non-crop site.

AVOID CONTACT OF HERBICIDE WITH DESIRABLE VEGETATION.

Better results may be obtained when more of the weed is exposed to the herbicide solution. Weeds not contacted by the herbicide solution will not be affected. This may occur in dense clumps, severe infestations or when the height of the weeds varies so that not all weeds are contacted. In these instances, repeat treatment may be necessary.

Shielded and Hooded Applicators

A shielded or hooded applicator directs the herbicide solution onto weeds, while shielding desirable vegetation from the herbicide. Use nozzles that provide uniform coverage within the treated area. Keep shields on these sprayers adjusted to protect desirable vegetation. EXTREME CARE MUST BE EXERCISED TO AVOID CONTACT OF HERBICIDE WITH DESIRABLE VEGETATION.

Wiper Applicators and Sponge Bars

Wiper applicators are devices that physically wipe the appropriate amounts of this product directly onto the weed. Equipment must be designed, maintained and operated to prevent the herbicide solution from contacting desirable vegetation.

Application equipment used over-the-top of desirable vegetation should be adjusted so that the wiper contact point is at least 2”

above the desirable vegetation. Better results may be obtained when more of the weed is exposed to the herbicide solution. Weeds should be a minimum of 6" above the desirable vegetation. Adjust the height of the applicator to ensure adequate contact with weeds. Weeds not contacted by the herbicide solution will not be affected. Poor contact may occur when weeds are growing in dense clumps, in severe weed infestations or when weed height varies dramatically. In these instances, repeat treatments may be necessary.

Operate this equipment at ground speeds no greater than 5 mph. Performance may be improved by reducing speed in areas of heavy weed infestations to provide adequate wiper saturation with the herbicide solution. Better results may be obtained when 2 applications are made in opposite directions.

Droplets, mist, foam or splatter of the herbicide solution settling onto desirable vegetation may result in discoloration, stunting or destruction. Avoid leakage or dripping onto desirable vegetation. Keep wiping surfaces clean. Be aware that on sloping ground the herbicide solution may migrate, causing dripping on the lower end and drying of the wicks on the upper end of the wiper applicator.

~~Do not~~**DO NOT** use wiper applicators when weeds are wet.

Mix only the amount of this product to be used during a 1-day period, as reduced product performance may result from the use of solutions held in storage. Clean wiper parts immediately after using this product by thoroughly flushing with water.

For Rope or Sponge Wick Applicators: Solutions ranging from 33 to 75% of this product in water may be used.

For Panel Applicators and Pressure-Feed Systems: Solutions ranging from 33 to 100% of this product in water may be used.

When applied as directed, this product **CONTROLS** the following weeds:

Corn, volunteer Panicum, Texas Rye, common	Shattercane Sicklepod	Spanishneedles Starbur, bristly
--	--------------------------	------------------------------------

When applied as directed, this product **SUPPRESSES** the following weeds:

Beggarweed, Florida Bermudagrass Dogbane, hemp Dogfennel Guineagrass Johnsongrass	Milkweed Nightshade, silverleaf Pigweed, redroot Ragweed, common Ragweed, giant Smutgrass	Sunflower Thistle, Canada Thistle, musk Vaseygrass Velvetleaf
--	--	---

Injection Systems

This product may be used in aerial or ground injection spray systems. It may be used as a liquid concentrate or diluted prior to injecting into the spray stream. ~~Do not~~**DO NOT** mix this product with the undiluted concentrate of other products when using injection systems unless specifically recommended.

CDA Equipment

The rate of this product applied per acre by controlled droplet application (CDA) equipment must not be less than the amount specified in this label when applied by conventional broadcast equipment. For vehicle-mounted CDA equipment, apply 2 to 15 gallons of water per acre.

CDA equipment produces a spray pattern that is not easily visible. Extreme care must be exercised to avoid spray or drift contacting the foliage or any other green tissue of desirable vegetation, as damage or destruction is likely to result.

AERIAL APPLICATION - ARKANSAS ONLY

AVOID DRIFT. ~~DO NOT~~**DO NOT** APPLY INTO STILL AIR WHERE THERE IS A TEMPERATURE INVERSION LAYER LOW ENOUGH FOR FINE SPRAY PARTICLES TO BECOME SUSPENDED AND MOVE OUTSIDE THE TARGET AREA WHEN THE INVERSION LAYER MOVES. ~~DO NOT~~**DO NOT** APPLY WHEN WINDS ARE GUSTY OR UNDER ANY OTHER CONDITION THAT FAVORS DRIFT. DRIFT IS LIKELY TO CAUSE DAMAGE TO ANY VEGETATION CONTACTED. TO PREVENT INJURY TO ADJACENT DESIRABLE VEGETATION, APPROPRIATE BUFFER ZONES MUST BE MAINTAINED.

Use the specified rate of this product in 3 to 15 gals. of water per acre.

Use sufficient carrier volume and appropriate equipment set-up to form droplets large enough to avoid drift potential. Coarse droplets in the 300 to 500 (VMD) micron range are recommended.

Applications should typically be made with the nozzle release point at 8 to 15 feet above the top of the target plants unless a greater height is required for aircraft safety.

The distance of the outermost nozzles on the boom must not exceed 75% of the length of the wingspan or rotor. In many cases, reducing this distance to 65% of the length of the wingspan or rotor will improve drift control without affecting the swath width.

Nozzles must always discharge backward parallel with the air stream and never discharge downwards more than 45 degrees on fixed wing aircraft or forward of the prevailing airflow on rotary winged aircraft. Avoid the use of nozzles with wide-angle discharge.

~~Do not~~**DO NOT** apply this product when winds are in excess of 10 mph.

~~Do not~~**DO NOT** apply when there is a low-level inversion where fine spray particles could be suspended in still air and move outside the target area when the inversion layer moves. These conditions may occur when wind speeds are less than 2 mph.

Use the following guidelines when applications are made near crops or other desirable vegetation:

1. ~~Do not~~**DO NOT** apply within 100 feet of any desirable vegetation or crops.
2. If wind up to 5 mph is blowing toward desirable vegetation or crops, ~~do not~~**DO NOT** apply within 500 feet upwind of the desirable vegetation or crops.
3. Winds blowing from 5 to 10 mph toward desirable vegetation or crops will likely require buffer zones in excess of 500 feet.

AERIAL APPLICATION - CALIFORNIA ONLY

All labeled treatments may be made by aerial equipment where appropriate, provided that the applicator complies with the precautions and restrictions. Refer to **Aerial Equipment** in the “APPLICATION EQUIPMENT AND TECHNIQUES” section for additional information. Refer to the individual use site section of this label for specific use instructions.

AVOID DRIFT. ~~DO NOT~~**DO NOT** APPLY WHEN WINDS ARE GUSTY OR UNDER ANY OTHER CONDITION WHICH FAVORS DRIFT. DRIFT MAY CAUSE DAMAGE TO ANY VEGETATION CONTACTED TO WHICH TREATMENT IS NOT INTENDED. TO PREVENT INJURY TO ADJACENT DESIRABLE VEGETATION, APPROPRIATE BUFFER ZONES MUST BE MAINTAINED.

Use the following guidelines when aerial applications are made near crops or desirable perennial vegetation after bud break and before total leaf drop, and/or near other desirable vegetation or annual crops:

1. ~~Do not~~**DO NOT** apply within 100 feet of all desirable vegetation or crop(s).
2. If wind up to 5 miles per hour is blowing toward desirable vegetation or crop(s), ~~do not~~**DO NOT** apply within 500 feet of the desirable vegetation or crop(s). Winds blowing from 5 to 10 miles per hour toward desirable vegetation or crop(s) may require buffer zones in excess of 500 feet.
3. ~~Do not~~**DO NOT** apply when winds are in excess of 10 miles per hour or when inversion conditions exist.
4. Apply by air only to non-residential areas.

When applied as directed under the conditions described, **Willowood Glypho 41%** controls annual and perennial weeds as listed within this label.

When tank mixing **Willowood Glypho 41%** with 2,4-D, only 2,4-D amine formulations may be used for aerial applications in California. Tank mixtures with 2,4-D amine formulations may be applied by air in California for fallow and reduced tillage systems, and alfalfa and pasture renovation applications only. This product, when tank-mixed with dicamba, must not be applied by air in California. It is the pesticide user's responsibility to ensure that all products are registered for the intended use. Read and follow the applicable restrictions and limitations and directions for use on all product labels involved in tank mixing. Users must follow the most restrictive directions for use and precautionary statements of each product in the tank mixture.

Additional Information For Fresno County, California

The following information applies only from February 15th through March 31st within the following boundaries of Fresno County, California:

North: Fresno County line
South: Fresno County line
East: State Highway 99
West: Fresno County line

Always read and follow the label directions and precautionary statements for all products used in the aerial application. Observe the following directions to minimize off-site movement during aerial application of this product. Minimization of off-site movement is the responsibility of the grower, Pest Control Advisor and aerial applicator.

Written Recommendations

A written recommendation MUST be submitted by or on behalf of the applicator to the Fresno County Agricultural Commissioner 24 hours prior to the application. This written recommendation MUST state the proximity of surrounding crops, and that conditions of each manufacturer's product-label and this label have been satisfied.

Aerial Applicator Training and Equipment

Aerial application of this product is limited to pilots who have successfully completed a Fresno County Agricultural Commissioner and California Department of Pesticide Regulation approved training program for aerial application of herbicides. All aircraft must be inspected, critiqued in flight and certified at a Fresno County Agricultural Commissioner approved fly-in. Test and calibrate spray equipment at intervals sufficient to insure that proper rates of herbicides and adjuvants are being applied during commercial use.

Applicator must document such calibrations and testing. Demonstration of performance at Fresno County Agricultural Commissioner approved fly-ins constitutes such documentation, or other written records showing calculations and measurements of flight and spray parameters acceptable to the Fresno County Agricultural Commissioner.

Applications at Night: ~~Do not~~**DO NOT** apply this product by air earlier than 30 minutes prior to sunrise and/or later than 30 minutes

after sunset without prior permission from the Fresno County Agricultural Commissioner.

Note: For aerial application from April 1st through February 14th, refer to the other sections of this label.

AERIAL APPLICATION – MISSISSIPPI ONLY

Restriction - TO RESTRICT USE AS A PRE-PLANT BURN DOWN TREATMENT ON THOSE AGRICULTURAL CROPS OTHER THAN FORESTLAND IN THE STATE OF MISSISSIPPI.

Aerial application is prohibited in Zone I, south of Highway 8 in the counties listed below, from March 15th through April 30th, except by permit from an authorized employee of the Mississippi Department of Agriculture and Commerce, Bureau of Plant Industry (Ph. 1-888-257-1285).

Aerial application is prohibited in Zone II, north of Highway 8 in the counties listed below, from March 25th through April 30th, except by permit from an authorized employee of the Mississippi Department of Agriculture and Commerce, Bureau of Plant Industry (Ph. 1-888-257-1285).

The Bureau of Plant Industry may at any time, based on current planting and environmental conditions modify the above restrictions for either zone or county therein.

Zone I: South of Highway 8 in the counties of Bolivar, Sunflower, Leflore, and Grenada plus the entire counties of Carroll, Holmes, Humphreys, Washington, Sharkey, Issaquena, Yazoo, and Warren.

Zone II: North of Highway 8 in the counties of Bolivar, Sunflower, Leflore and Grenada plus the entire counties of Tallahatchie, Tate, Quitman, Coahoma, Tunica, Panola, and Desoto.

INDUSTRIAL, TURF, AND ORNAMENTAL SITES

Unless otherwise specified, applications may be made to control any weeds listed in the “**WEEDS CONTROLLED**” section of this label. Refer to the “**APPLICATION EQUIPMENT AND TECHNIQUES**” section for detailed instructions on different application methods.

Conifer Release

Willowood Glypho 41% may be applied using aerial spray equipment for conifer release treatments. See the “**APPLICATION EQUIPMENT AND TECHNIQUES**” section h for information on how to properly spray this product by air.

For release, apply only where conifers have been established for more than one year. Vegetation should not be disturbed prior to treatment or until visual symptoms appear after treatment. Symptoms of treatment are slow to appear, especially in woody species treated in late Fall. Injury may occur to conifers treated for release, especially where spray patterns overlap or the higher rates are applied or when applications are made during periods of active conifer growth. ~~Do not~~**DO NOT** use additional surfactant with conifer release applications.

Applications must be made after formation of final conifer resting buds in the Fall or prior to initial bud swelling in Spring. Some autumn colors on undesirable deciduous species are acceptable provided no major leaf drop has occurred. Use the following rates for conifer release to control or partially control the weeds listed in the “**WEEDS CONTROLLED**” section.

Precaution:

- Pine damage may occur or can be accentuated if treatment takes place when young trees are under stress from drought, flood water, insects, or disease.

Restrictions:

- ~~Do not~~**DO NOT** apply this product by air to rights-of-way sites in the State of California.
- Apply only to those sites where woody brush and trees listed in this label constitute the majority of the undesirable species.
- Willowood Glypho 41%** plus Oust tank mixtures must not be applied by air in California.

For Release of the Following Conifer Species:

Douglas Fir (*Pseudotsuga menziesii*)
Fir (*Abies* spp.)
Hemlock (*Tsuga* spp.)
Pines* (*Pinus* spp.)
Spruce (*Picea* spp.)

*Includes all species except eastern white pine, loblolly pine or slash pine.

Apply 1.5 to 2.0 qts. of **Willowood Glypho 41%** per acre, except in Washington and Oregon, west of the crest of the Cascade Mountains. For Spring treatments west of the crest of the Cascade Mountains, apply 1.0 qt. of this product per acre before conifer bud swell for control of annual weeds. For Fall treatments in Washington and Oregon, west of the crest of the Cascade Mountains, apply 1.0 to 1.5 qts. of this product per acre before any major leaf drop of deciduous species.

For release of western hemlock, apply 1 qt. of **Willowood Glypho 41%** per acre.

For Release of the Following Conifer Species:

Loblolly Pine (*Pinus taeda*)
Eastern White Pine (*Pinus strobus*)
Slash Pine (*Pinus elliottii*)

Late Season Application - Apply 1.5 to 2 qts. of this product in a minimum of 5 gals. of spray solution per acre during early autumn. Applications made prior to September 1st or when conditions are conducive to rapid growth of conifers will result in potential for increased injury in the form of tip and/or needle bum, injury may decrease with later application. Some autumn colors are acceptable at time of application. Apply prior to frost or leaf drop of undesirable plants. Applications made according to label direction will release loblolly pine, eastern white pine, and slash pine by reducing competition from the following species:

Ash (<i>Fraxinus</i> spp.)	Oak, Black (<i>Quercus velutina</i>)	Sassafras (<i>Sassafras albidum</i>)
Cherry, Black (<i>Prunus serotina</i>)	Oak, Post (<i>Quercus stellata</i>)	Sourwood (<i>Oxydendrum arboreum</i>)
Cherry, Pin (<i>Prunus pensylvanica</i>)	Oak, Southern Red (<i>Quercus falcata</i>)	Sumac, Poison (<i>Rhus vernix</i>)
Elm (<i>Ulmus</i> spp.)	Oak, White (<i>Quercus alba</i>)	Sumac, Smooth (<i>Rhus glabra</i>)
Hawthorn (<i>Crataegus</i> spp.)	Persimmon (<i>Diospyros</i> spp.)	Sumac, Winged (<i>Rhus copallina</i>)
Locust, Black (<i>Robinia pseudoacacia</i>)	Poplar, Yellow (<i>Liriodendron tulipifera</i>)	Sweetgum (<i>Liquidambar styraciflua</i>)
Maple, Red (<i>Acer rubra</i>)		

Willowood Glypho 41% plus Oust Tank Mixtures For Conifer Release From Herbaceous Weeds

It is the pesticide user's responsibility to ensure that all products are registered for the intended use. Read and follow the applicable restrictions and limitations and directions for use on all product labels involved in tank mixing. Users must follow the most restrictive directions for use and precautionary statements of each product in the tank mixture.

To release loblolly pines from herbaceous weeds, tank mixtures of **Willowood Glypho 41%** with Oust will provide control of annual weeds listed in the **"WEEDS CONTROLLED"** section of this label and the Oust label, and partial control of the perennial weeds listed below:

Bahiagrass (<i>Paspalum notatum</i>)	Johnsongrass** (<i>Sorghum halepense</i>)
Broomsedge (<i>Andropogon virginicus</i>)	Poorjoe** (<i>Diodia teres</i>)
Dock, Curly (<i>Rumex crispus</i>)	Trumpet creeper* (<i>Campsis radicans</i>)
Dogfennel (<i>Eupatorium capilliflorum</i>)	Vaseygrass (<i>Paspalum urvillei</i>)
Fescue, Tall (<i>Festuca arundinacea</i>)	Vervain, Blue (<i>Verbena hastata</i>)

*Suppression at the higher rates only.

**Control at the higher rates.

Apply 16 to 24 fl. oz. of **Willowood Glypho 41%** with Oust in 10 to 30 gals. of spray solution per acre. Make application to actively growing weeds as a broadcast spray over-the-top of the young loblolly pines.

This tank mixture may be applied using aerial equipment. When applying by air, use the specified rate in 5 to 15 gals. of spray solution per acre.

For control of annual weeds below 12" in height (or runner length on annual vines), use the low rates of both products. Use the higher rates of both products when annual weeds are in more advanced stages of growth and approaching flower or seed formation.

Use the higher rates of both products for partial control of the following perennial weeds. Use the lower rates for suppression of growth.

Cut Stumps

Cut stump treatments may be made on any site listed on this label. **Willowood Glypho 41%** will control many types of woody brush and tree species, some of which are listed below. Apply this product using suitable equipment to ensure coverage of the entire cambium. Cut trees or resprouts close to the soil surface. Apply a 50 to 100% solution of this product to the freshly-cut surface immediately after cutting. Delays in application may result in reduced performance. For best results, applications should be made during periods of active growth and full leaf expansion.

Alder	Oak	Reed, giant	Tan oak
Eucalyptus	Pepper, Brazilian	Salt-cedar	Willow
Madrone	Pine, Austrian	Sweetgum	

Restriction:

- ~~Do not~~**DO NOT** make cut stump applications when the roots of desirable woody brush or trees may be grafted to the roots of the cut stump. Some sprouts, stems, or trees may share the same root system. Adjacent trees having a similar age, height and spacing may signal shared roots. Whether grafted or shared, injury is likely to occur to non-treated stems/trees when one or more trees sharing common roots are treated.

Forestry Site Preparation

Willowood Glypho 41% is recommended for the control or partial control of woody brush, trees and herbaceous weeds in forestry. This product is also recommended for use in preparing or establishing wildlife openings within these sites and maintaining logging roads.

This product is recommended for use in site preparation prior to planting any tree species, including Christmas trees, eucalyptus, hybrid tree cultivars, and silvicultural nursery sites.

Use higher rates of this product within the specified range for control or partial control of woody brush, trees and hard-to-control perennial herbaceous weeds. For best results, apply to actively growing woody brush and trees after full leaf expansion and before Fall color and leaf drop. Increase rates within the specified range for control of perennial herbaceous weeds any time after emergence and before seedheads, flowers, or berries appear.

Use the lower rates of this product within the specified range for control of annual herbaceous weeds and actively growing perennial herbaceous weeds after seedheads, flowers or berries appear. Apply to the foliage of actively growing annual herbaceous weeds any time after emergence.

Tank Mixtures: Tank mixtures of this product may be used to increase the spectrum of vegetation controlled. It is the pesticide user's responsibility to ensure that all products are registered for the intended use. Read and follow the applicable restrictions and limitations and directions for use on all product labels involved in tank mixing. Users must follow the most restrictive directions for use and precautionary statements of each product in the tank mixture. **Note:** For forestry site preparation, make sure the tank-mix product is approved for use prior to planting the desired species. Observe planting interval restrictions.

Any specified rate of this product may be used in a tank-mix with the following products for forestry site preparation:

Arsenal Applicators Concentrate Chopper	Escort or Escort XP Garlon 3A	Garlon 4A Landmark XP	Oust or Oust XP Westar
--	----------------------------------	--------------------------	---------------------------

For control of herbaceous weeds, use the lower specified tank mixture rates. For control of dense stands or tough-to-control woody brush and trees, use the higher specified rates.

Restriction:

- ~~Do not~~**DO NOT** apply this product as an over-the-top broadcast spray for forestry conifer or hardwood release.

Non-crop Areas, Industrial Sites

Use in areas such as airports, apartment complexes commercial sites, Conservation Reserve Program (CRP) areas, ditch banks, driveways, dry ditches, dry canals, fencerows, golf courses, greenhouses, industrial sites, landscape areas, lumber yards, manufacturing sites, municipal sites, natural areas, office complexes, ornamentals, parks, parking areas, pastures, petroleum tank farms and pumping installations, plant nurseries, public areas, railroads, rangeland, rights-of-way, roadsides, shadehouses, sod or turf seed farms, storage areas, sports complexes, substations, turfgrass areas, utility sites, warehouse areas, and wildlife management areas.

TANK MIXTURES FOR NON-CROP AREAS

~~Do not~~**DO NOT** allow spray mixtures of this herbicide to mist, drip, drift or splash onto desirable vegetation since injury or destruction may occur. ~~Do not~~**DO NOT** apply when wind or other conditions favor drift.

See the "WEEDS CONTROLLED" sections of this label for rate specifications. For difficult to control species, where dense stands occur, or where conditions for control are not ideal, 5 to 10 qts. per acre of this product may be used for improved results.

This product provides control of the emerged weeds listed. When applied as a tank mixture, the following herbicides will provide Pre-emergence and/or Post-emergence control of the weeds listed in the individual product labels.

The following list of products may be tank-mixed with this product. Any specified rate of this product may be used in a tank mixture with these products.

Tank-mix Products

Arsenal Banvel 2,4-D Garlon™ 3A Garlon 4 Diuron Diuron + 2,4-D Diuron + Garlon 3A	Diuron + Garlon 4 Hyvar® X Hyvar X + 2,4-D Hyvar X + Garlon 3A Hyvar X + Garlon 4 Krovar® I DF Krovar I DF + 2,4-D	Krovar I DF + Garlon 3A Krovar I DF + Garlon 4 Oust® Oust + 2,4-D Oust + Garlon 3A Oust + Garlon 4 Spike® 80W	Spike 80W + 2,4-D Spike 80W + Garlon 3A Spike 80W + Garlon 4
--	--	---	--

Refer to the individual product labels for specific non-crop sites, rates, carrier volumes and precautionary statements.

It is the pesticide user's responsibility to ensure that all products are registered for the intended use. Read and follow the applicable restrictions and limitations and directions for use on all product labels involved in tank mixing. Users must follow the most restrictive directions for use and precautionary statements of each product in the tank mixture.

Maintain good agitation at all times during the mixing process. Ensure that the tank-mix products are well mixed with the spray solution before adding this product.

Mix only the quantity of spray solution that can be used during the same day. Tank mixtures allowed to stand overnight may result in reduced weed control.

Maintain good agitation at all times until the contents of the tank are sprayed. If the spray mixture is allowed to settle, thorough agitation is required to resuspend the mixture before spraying is resumed.

Weed Control, Trim-and-Edge, Bare Ground

Willowood Glypho 41% may be used in non-crop areas. It may be applied with any application equipment described in this label. This product may be used to trim-and-edge around objects in non-crop sites, for spot treatment of unwanted vegetation and to eliminate unwanted weeds growing in established shrub beds or ornamental plantings. This product may be used prior to planting an area to ornamentals, flowers, turfgrass (sod or seed), or prior to laying asphalt or beginning construction projects.

Repeated applications of this product may be used, as weeds emerge, to maintain bare ground.

Tank Mixtures: Willowood Glypho 41% may be tank-mixed with the following products, provided that the specific product is registered for use on such non-crop sites. Refer to these products' labels for approved non-crop sites and application rates.

2,4-D Arsenal™ Atrazine Barricade™ 65WG Clarity Crossbow L Dicamba Diuron	Endurance™ Escort™ Gallery 75 DF Garlon 4 Garlon™ 3A Goal 2XL Hyvar® X Karmex™ DF Krovar™ I DF	Landmark II MP Milestone Oust Oust XP Outrider Pendimethalin Pendulum 3.3 EC Pendulum WDG	Plateau™ Poast Princep™ 4L Princep™ DF Ronstar™ 50 WP Sahara™ Simazine Spike 80W	Surflan™ AS Surflan WDG Telar Transline Vanquish Velpar DF Velpar L
--	--	--	---	---

Restriction:

- This product plus dicamba tank mixtures must not be applied by air in California.

When applied as a tank mixture for bare ground, this product provides control of the emerged annual weeds and control or partial control of emerged perennial weeds, woody brush and trees.

For control or partial control of the following perennial weeds, apply 1 to 2 qts. of this product plus Oust or Oust XP per acre:

Bahiagrass Bermudagrass Broomsedge Dallisgrass	Dock, curly Dogfennel Fescue, tall Johnsongrass	Poorjoe Quackgrass Vaseygrass Vervain, blue
---	--	--

Chemical Mowing - Perennials

Willowood Glypho 41% will suppress perennial grasses listed in this section to serve as a substitute for mowing. Use 8 fl. oz. of this product per acre when treating tall fescue, fine fescue, orchardgrass, quackgrass or reed canarygrass covers. Use 6 fl. oz. of this product per acre when treating Kentucky bluegrass. Apply treatments in 10 to 40 gals. of spray solution per acre. Use only in areas where some temporary injury or discoloration of perennial grasses can be tolerated.

Chemical Mowing - Annuals

For growth suppression of some annual grasses, such as annual ryegrass, wild barley and wild oats growing in coarse turf on roadsides or other industrial areas, apply 4 to 5 fl. oz. of this product in 10 to 40 gals. of spray solution per acre. Applications should be made when annual grasses are actively growing and before the seedheads are in the boot stage of development. Treatments may cause injury to the desired grasses.

Dormant Turfgrass

Willowood Glypho 41% may be used to control or suppress many ~~w~~Winter annual weeds and tall fescue for effective release of dormant Bermudagrass and bahiagrass turf. Treat only when turf is dormant and prior to ~~s~~Spring green-up.

Apply 8 to 64 fl. oz. of this product per acre. Apply the specified rates in 10 to 40 gals. of water per acre. Use only in areas where Bermudagrass or bahiagrass are desirable ground covers and where some temporary injury or discoloration can be tolerated.

Treatments in excess of 16 fl. oz. per acre may result in injury or delayed green-up in highly maintained areas, such as golf courses and lawns. ~~Do not~~DO NOT apply tank mixtures of this product plus Oust in highly maintained turfgrass areas. For further uses, refer to the "Roadsides" section of this label, which gives rates for dormant Bermudagrass and bahiagrass treatments.

Actively Growing Bermudagrass

Willowood Glypho 41% may be used to control or partially control many annual and perennial weeds for effective release of actively growing Bermudagrass. ~~Do not~~DO NOT apply more than 16 fl. oz. of this product per acre in highly maintained turfgrass areas. ~~Do not~~DO NOT apply tank mixtures of this product plus Oust or Oust XP in highly maintained turfgrass areas. For further uses, refer to the "Roadsides" section of this label, which gives rates for actively growing Bermudagrass treatments. Use only in areas where some temporary injury or discoloration can be tolerated.

Turfgrass Renovation, Seed, or Sod Production

Willowood Glypho 41% controls most existing vegetation prior to renovating turfgrass areas or establishing turfgrass grown for seed

or sod. For maximum control of existing vegetation, delay planting or sodding to determine if any regrowth from escaped underground plant parts occurs. Where repeat treatments are necessary, sufficient regrowth must be attained prior to application. For warm-season grasses such as Bermudagrass, ~~S~~ummer or ~~F~~all applications provide the best control. Where existing vegetation is growing under mowed turfgrass management, apply this product after omitting at least one regular mowing to allow sufficient growth for good interception of the spray. Desirable turfgrasses may be planted following the above procedures.

Hand-held equipment may be used for spot treatment of unwanted vegetation growing in existing turfgrass. Broadcast or hand-held equipment may be used to control sod remnants or other unwanted vegetation after sod is harvested.

Restrictions:

- ~~Do not~~**DO NOT** disturb soil or underground plant parts before treatment. Tillage or renovation techniques such as vertical mowing, coring or slicing should be delayed for 7 days after application to allow translocation into underground plant parts.
- If application rates total 3 qts. per acre or less, no waiting period between treatment and feeding or livestock grazing is required. If the rate was greater than 3 qts. per acre, remove domestic livestock before application and wait 8 weeks after application before grazing or harvesting.
- ~~Do not~~**DO NOT** feed or graze turfgrass grown for seed or sod production for 8 weeks following application.

Habitat Management

Habitat Restoration and Management

Willowood Glypho 41% may be used to control exotic and other undesirable vegetation in habitat management and natural areas, including rangeland and wildlife refuges. Applications can be made to allow recovery of native plant species, prior to planting desirable native species, and for similar broad-spectrum vegetation control requirements. Spot treatments can be made to selectively remove unwanted plants for habitat management and enhancement.

Wildlife Food Plots

Willowood Glypho 41% may be used as a site preparation treatment prior to planting wildlife food plots. Any wildlife food species may be planted after applying this product, or native species may be allowed to repopulate the area. If tillage is needed to prepare a seedbed, wait 7 days after application before tillage to allow translocation into underground plant parts.

Hollow Stem Injection

Willowood Glypho 41% may be applied through hand-held injection devices that deliver specified amounts of this product into targeted hollow-stem plants growing in any non-crop site specified on this label.

For control of the following hollow-stem plants, follow the use instructions below:

- **Japanese Knotweed** (*Polygonum cuspidatum*) - Inject 5 mL per stem of this product between second and third internode.
- **Bohemian Knotweed** (*Polygonum bohemicum*) - Inject 5 mL per stem of this product between the second and third internode.
- **Giant Hogweed** (*Heracleum mantegazzianum*) - Inject one leaf cane per plant 12" above the root crown with 5 mL of a 5% v/v solution of this product.
- **Poison Hemlock** (*Conium maculatum*) - Inject one leaf cane per plant 10 to 12" above the root crown with 5 mL of a 5% v/v solution of this product.
- **Field Horsetail** (*Equisetum arvense*) - Inject one segment above the root crown with 0.5 mL per stem of this product. Use a small syringe that calibrates to this rate.
- **Canada Thistle** (*Cirsium arvense*) - Cut 8 to 9 of the tallest plants at bud stage in a clump with clippers. Use a cavity needle that is pushed into the stem center and then slowed removed as 0.5 mL per stem of this product is injected into the stem.

Restriction:

- The combined total for all treatments must not exceed 10.6 qts. of this product per acre. At 5 mL per stem, 7 qts. should treat approximately 1,300 stems per acre.

Injection and Frill (Woody Brush and Trees)

Willowood Glypho 41% may be used to control woody brush and trees by injection or frill applications. Apply this product using suitable equipment that must penetrate into the living tissue. Apply the equivalent of 0.04 fl. oz. (1 mL) of this product per each 2 to 3" of trunk diameter at breast height (DBH). This is best achieved by applying a 50 to 100% concentration of this product either to a continuous frill around the tree or as cuts evenly spaced around the tree below all branches. As tree diameter increases in size, better results are achieved by applying diluted material to a continuous frill or more closely spaced cuttings. Avoid application techniques that allow run-off to occur from frilled or cut areas in species that exude sap freely. In species such as this, make the frill or cuts at an oblique angle to produce a cupping effect and use a 100% concentration of this product. For best results, application should be made during periods of active growth and after full leaf expansion. This product will control many species, some of which are listed below:

Control		Partial Control	
Oak	Sweetgum	Black gum	Hickory
Poplar	Sycamore	Dogwood	Maple, red

Non-Food Tree, Shrub, or Vine Production Sites

Willowood Glypho 41% may be used for weed control prior to planting or around established ornamentals, or any woody tree, shrub, or vine species, including arborvitae, azalea, boxwood, crabapple, eucalyptus, euonymus, fir, Douglas fir, jojoba, hollies, lilac, magnolia, maple, oak, poplar, privet, pine, spruce or yew, in any production site.

Precaution:

- Care must be taken to avoid contact of spray, drift or mist with foliage or green bark of desirable species

Restriction:

- ~~DO NOT~~**DO NOT** USE AS AN OVER-THE-TOP BROADCAST SPRAY IN ORNAMENTALS AND CHRISTMAS TREES.

This product may be used to control weeds growing in and around greenhouses and shadehouses. Desirable vegetation must not be present during application and air circulation fans must be turned off.

Types of Applications: Site Preparation, Post-Directed, Trim-and-Edge, Wiper Application

Site Preparation

Willowood Glypho 41% may be used prior to planting any tree, shrub, or vine in an ornamental, nursery, or production setting, including Christmas tree species.

Post-Directed, Trim-and-Edge

Willowood Glypho 41% may be used as a post-directed spray around established woody species, or to trim and edge around trees, buildings, sidewalks and roads, potted plants and other objects in a production setting.

Desirable plants may be protected from the spray solution by using shields or coverings made of cardboard or other impermeable material.

Wiper Application

Willowood Glypho 41% may be used through wick or other suitable wiper applicators to control or partially control undesirable vegetation around established trees, shrubs, or vines. See the “**APPLICATION EQUIPMENT AND TECHNIQUES**” section of this label for further information about the proper use of wiper applicators.

Broadcast Applications In Christmas Tree Plantations

PRECAUTION: IF IMPROPERLY APPLIED, THIS PRODUCT HAS THE POTENTIAL TO CAUSE SEVERE CHRISTMAS TREE INJURY. FOLLOW ALL LABEL DIRECTIONS.

This product may be applied as a broadcast spray over established Christmas trees. Ensure that adequate buffers are maintained to prevent drift onto nearby desirable crops or vegetation. Read the entire “**APPLICATION EQUIPMENT AND TECHNIQUES**” section of this label for additional application precautions.

This application is approved for the following Christmas tree species:

- Douglas fir (*Pseudotsuga menziesii*)
- Fir species (*Abies* spp.)
- Spruce species (*Picea* spp.)

Applications may be made only after trees have completed at least a full growing season since planting or transplanting. Applications should not be made within 1 full year prior to tree harvest.

Applications may only be made in the Fall after the formation of final conifer resting buds. Final resting buds must be fully hardened and in the dormant stage. Applications made at any other time may result in unacceptable Christmas tree injury.

Avoid spray pattern overlap, as injury may occur.

Apply 1 qt. of this product per acre in 5 to 30 gals. of water per acre.

RESTRICTIONS:

- ~~DO NOT~~**DO NOT** ADD SURFACTANTS, ADDITIVES CONTAINING SURFACTANTS, OR ANY OTHER ADDITIVES TO THIS PRODUCT.
- ~~DO NOT~~**DO NOT** use drift control additives in applications to Christmas trees.
- ~~DO NOT~~**DO NOT** use other herbicides in tank-mix application of this product in Christmas trees.

This product may be used at rates from 1 to 2 qts. per acre in some areas. Consult your local representative or supplier for specific recommendations if you require rates greater than 1 qt. per acre.

Railroads

All of the methods of application described in the “**Non-Crop Areas and Industrial Sites**” section may be utilized along railroads.

Bare Ground, Ballast and Shoulders, Crossings, Spot Treatment

Willowood Glypho 41% may be used to maintain bare ground on railroad ballast and shoulders. Repeat applications of this product may be used, as weeds emerge, to maintain bare ground. This product may be used to control tall-growing weeds to improve line-of-sight at railroad crossings and reduce the need for mowing along rights-of-way. For crossing applications, up to 80 gals. of spray solution per acre may be used.

Tank Mixtures: It is the pesticide user’s responsibility to ensure that all products are registered for the intended use. Read and follow the applicable restrictions and limitations and directions for use on all product labels involved in tank mixing. Users must follow the most restrictive directions for use and precautionary statements of each product in the tank mixture. **Willowood Glypho 41%** may be tank-mixed with the following products for ballast, shoulder, spot, bare ground and crossing treatments, provided that the specific product is registered for use on such non-crop sites:

2,4-D Arsenal	Escort XP Garlon 3A	Oust Oust XP	Telar DF Transline
------------------	------------------------	-----------------	-----------------------

Atrazine Dicamba Diuron Escort	Garlon 4 Hyvar™ X Hyvar X-L Krovar I DF	Outrider Sahara DG Simazine Spike™ 80 DF	Vanquish Velpar DF Velpar L
---	--	---	-----------------------------------

Brush Control

Willowood Glypho 41% may be used to control woody brush and trees on railroad rights-of-way. Apply 4 to 10 qts. of this product per acre as a broadcast spray, using boom-type or boomless nozzles. Up to 80 gals. of spray solution per acre may be used. Apply a 0.75 to 2% solution of this product when using high-volume spray-to-wet applications. Apply a 5 to 10% solution of this product when using low volume directed sprays for spot treatment.

Tank Mixtures: Willowood Glypho 41% may be mixed with the products listed above in this section for enhanced control of woody brush and trees along railroads, provided that the specific product is registered for use on such non-crop sites. It is the pesticide user's responsibility to ensure that all products are registered for the intended use. Read and follow the applicable restrictions and limitations and directions for use on all product labels involved in tank mixing. Users must follow the most restrictive directions for use and precautionary statements of each product in the tank mixture.

Bermudagrass Release

Willowood Glypho 41% may be used to control or partially control many annual and perennial weeds for effective release of actively growing Bermudagrass. Apply 1 to 3 pts. of this product in up to 80 gals. of spray solution per acre. Use the lower rate when treating annual weeds below 6" in height (or runner length). Use the higher rate as weeds increase in size or as they approach flower or seedhead formation. These rates will also provide partial control of the following perennial species:

Bahiagrass Bluestem, silver	Fescue, tall Johnsongrass	Trumpetcreeper Vaseygrass
--------------------------------	------------------------------	------------------------------

Tank Mixtures: Willowood Glypho 41% may be tank-mixed with Oust or Oust XP. If tank-mixed, use no more than 1 to 3 pts. of this product with Oust or Oust XP per acre. Use the lower listed rate for this product to control annual weeds less than 6" in height (or runner length) that are listed in this label. Use the higher listed rate for this product as annual weeds increase in size and approach the flower or seedhead stages. It is the pesticide user's responsibility to ensure that all products are registered for the intended use. Read and follow the applicable restrictions and limitations and directions for use on all product labels involved in tank mixing. Users must follow the most restrictive directions for use and precautionary statements of each product in the tank mixture. These rates will also provide partial control of the following perennial weeds:

Bahiagrass Blackberry Bluestem, silver Broomsedge Dallisgrass	Dewberry Dock, curly Dogfennel Fescue, tall Johnsongrass	Poorjoe Raspberry Trumpetcreeper Vaseygrass Vervain, blue
---	--	---

Precaution:

- Bermudagrass injury may result from the treatment, but regrowth will occur under moist conditions.

Restrictions:

- Use only on well-established Bermudagrass.
- ~~Do not~~**DO NOT** apply repeat applications in the same season.

Roadsides

All of the methods of application described in the "**Non-Crop Areas and Industrial Sites**" section may be utilized along roadsides.

Shoulder Treatments

Willowood Glypho 41% may be used on road shoulders. It may be applied with boom sprayers, shielded boom sprayers, high-volume off-center nozzles, hand-held equipment, and similar equipment.

Guardrails, Other Obstacles to Mowing

Willowood Glypho 41% may be used to control weeds growing under guardrails and around signposts and other objects along the roadside.

Spot Treatment

Willowood Glypho 41% may be used as a spot treatment to control unwanted vegetation growing along roadsides.

Tank Mixtures: It is the pesticide user's responsibility to ensure that all products are registered for the intended use. Read and follow the applicable restrictions and limitations and directions for use on all product labels involved in tank mixing. Users must follow the most restrictive directions for use and precautionary statements of each product in the tank mixture. **Willowood Glypho 41%** may be tank-mixed with the following products for shoulder, guardrail, spot and bare ground treatments:

2,4-D Atrazine Clarity Crossbow L Dicamba Diuron	Endurance Escort Escort XP Gallery 75 DF Krovar I DF Landmark II MP	Landmark MP Landmark XP Oust Outrider Pendulum 3.3 EC	Pendulum WDG Plateau Princep 4L Princep DF Ronstar 50 WP	Sahara Simazine Surflan Telar Vanquish
---	--	---	--	--

See the "**MIXING INSTRUCTIONS**" section of this label for instructions for tank mixing.

Release of Bermudagrass or Bahiagrass Dormant Applications

Willowood Glypho 41% may be used to control or partially control many Winter annual weeds and tall fescue for effective release of dormant Bermudagrass or bahiagrass. Treat only when turf is dormant and prior to Spring green-up. For best results on Winter annuals, treat when plants are in an early growth stage (below 6" in height) after most have germinated. For best results on tall fescue, treat when fescue is at or beyond the 4- to 6-leaf stage.

Tank Mixtures: It is the pesticide user's responsibility to ensure that all products are registered for the intended use. Read and follow the applicable restrictions and limitations and directions for use on all product labels involved in tank mixing. Users must follow the most restrictive directions for use and precautionary statements of each product in the tank mixture. **Willowood Glypho 41%** may also be tank-mixed with Outrider, Oust, or Oust XP for residual control. These tank mixtures may delay green-up. Apply 8 to 64 fl. oz. of this product per acre in a tank-mix with Outrider. Read and follow all label directions for Outrider. Apply 8 to 64 fl. oz. of this product per acre alone or in a tank mixture with Oust or Oust XP in 10 to 40 gals. of water per acre. Use only in areas where Bermudagrass or bahiagrass are desirable ground covers and where some temporary injury or discoloration can be tolerated.

Actively Growing Bermudagrass

Willowood Glypho 41% may be used to control or partially control many annual and perennial weeds for effective release of actively growing Bermudagrass. Apply 1 to 3 pts. of this product in 10 to 40 gals. of water per acre. Use the lower rate when treating annual weeds below 6" in height (or runner length). Use the higher rate as weeds increase in size or as they approach flower or seedhead formation. These rates will also provide partial control of the following perennial species:

Bahiagrass	Fescue, tall	Trumpet creeper
Bluestem, silver	Johnsongrass	Vaseygrass

Tank Mixtures: It is the pesticide user's responsibility to ensure that all products are registered for the intended use. Read and follow the applicable restrictions and limitations and directions for use on all product labels involved in tank mixing. Users must follow the most restrictive directions for use and precautionary statements of each product in the tank mixture. **Willowood Glypho 41%** may be tank-mixed with Outrider for control or partial control of Johnsongrass and other weeds listed in the Outrider label. Use 9 to 32 fl. oz. of this product with Outrider per acre. Use the higher listed rate of **Willowood Glypho 41%** for control of perennial weeds or annual weeds greater than 6" in height.

This product may be tank-mixed with Oust or Oust XP. If tank-mixed, use no more than 1 to 2 pts. of this product per acre with Oust or Oust XP. Use the lower listed rate of **Willowood Glypho 41%** to control annual weeds less than 6" in height (or runner length) that are listed in this label. Use the higher listed rate as annual weeds increase in size and approach the flower or seedhead stages. These rates will also provide partial control of the following perennial weeds:

Bahiagrass	Dock, curly	Poorjoe
Bluestem, silver	Dogfennel	Trumpet creeper
Broomsedge	Fescue, tall	Vaseygrass
Dallisgrass	Johnsongrass	Vervain, blue

Precaution:

- Bermudagrass injury may result from the treatment, but regrowth will occur under moist conditions.

Restrictions:

- Use only on well-established Bermudagrass
- ~~Do not~~ **DO NOT** apply repeat applications in the same season.

Actively Growing Bahiagrass

For suppression of vegetative growth and seedhead inhibition of bahiagrass for approximately 45 days, apply 6 fl. oz. of this product in 10 to 40 gals. of water per acre. Apply 1 to 2 weeks after full green-up or after mowing to a uniform height of 3 to 4". This application must be made prior to seedhead emergence.

For suppression up to 120 days, apply 4 fl. oz. of this product per acre, followed by an application of 2 to 4 fl. oz. per acre about 45 days later. Make no more than 2 applications per year.

Tank Mixtures: It is the pesticide user's responsibility to ensure that all products are registered for the intended use. Read and follow the applicable restrictions and limitations and directions for use on all product labels involved in tank mixing. Users must follow the most restrictive directions for use and precautionary statements of each product in the tank mixture. **Willowood Glypho 41%** may be tank-mixed with Outrider for control or partial control of Johnsongrass and other weeds listed in the Outrider label. Use 6 fl. oz. of this product per acre with Outrider. Use the higher listed rate of **Willowood Glypho 41%** for control of perennial weeds or annual weeds greater than 6" in height.

A tank mixture of this product plus Oust or Oust XP may be used. Apply 6 fl. oz. of this product per acre plus Oust or Oust XP, 1 to 2 weeks following an initial Spring mowing.

Restrictions:

- Use only on well-established bahiagrass.
- Make only 1 application per year.

Rangelands

Willowood Glypho 41% will control or suppress many annual weeds growing in perennial cool and warm-season grass rangelands, pastures, and industrial sites. Preventing weed seed production is critical to the successful control of annual grassy weeds invading these perennial grass sites. Follow-up applications in sequential years should eliminate most of the viable seeds. Grazing of treated areas should be delayed to encourage growth of desirable perennials. Allowing desirable perennials to flower and reseed in the treated

area will encourage successful transition.

Bromus: Willowood Glypho 41% may be used to control or suppress downy brome (*Bromus tectorum*), Japanese brome (*Bromus japonicus*), soft chess (*Bromus mollis*), cheatgrass (*Bromus secalinus*), cereal rye and jointed goatgrass found in rangelands pastures and industrial sites. Apply 8 to 16 fl. oz. of this product per acre on a broadcast basis.

For best results, treatment should coincide with early seedhead emergence of the most mature plants. Delaying the application until this growth stage will maximize the emergence of other weedy grass flushes. Applications should be made to the same site each year until seed banks are depleted and the desirable perennial grasses can become reestablished on the site.

Medusahead: To control or suppress medusahead, apply 16 fl. oz. of this product per acre at the 3-leaf stage when plants are actively growing. Delaying applications beyond this stage will result in reduced or unacceptable control. Repeat applications in subsequent years may be necessary to eliminate the seedbank before reestablishing desirable perennial grasses. Applications may be made in the Fall or Spring.

Applications may be made using ground or aerial equipment. Aerial applications for these uses may be made using fixed wing or helicopter equipment. For aerial applications, apply in 2 to 10 gals. of water per acre. For applications using ground equipment, apply in 10 to 20 gals. of water per acre.

Spot Treatment, Wiper Application

Willowood Glypho 41% may be applied in rangeland, pastures or industrial sites as a spot treatment, or over-the-top of desirable grasses using wiper applicators to control tall weeds. Applications may be repeated in the same area at 30-day intervals.

For spot treatments or wiper application methods using rates of 3 qts. of this product per acre or less, the entire site or any portion of it may be treated. When spot treatments or wiper applications are made using rates above 3 qts. of this product per acres, no more than 10% of the total site may be treated at any one time. To achieve maximum performance, remove domestic livestock before application and wait 7 days after application before grazing livestock or harvesting for feed.

Utility Sites

In utilities, this product is recommended for use along electrical power, pipeline and telephone rights-of-way, and in other sites associated with these rights-of-way, such as substations, roadsides, railroads or similar rights-of-way that run in conjunction with utilities.

Willowood Glypho 41% may be used in utility sties and substations for bare ground, trim-and-edge around objects, spot treatment of unwanted vegetation and to eliminate unwanted weeds growing in established shrub beds or ornamental plantings. This product may be used prior to planting a utility site to ornamentals, flowers, turfgrass (sod or seed), or beginning construction projects. Repeated applications of this product may be used, as weeds emerge, to maintain bare ground.

This product is also recommended for use in preparing or establishing wildlife openings within these sites, maintaining access roads and for side trimming along utility rights-of-way.

For control of herbaceous weeds, use the lower specified tank mixture rates. For control of dense stands or tough-to-control woody brush and trees, use the higher specified rates.

Bare Ground, Trim-and-Edge

Willowood Glypho 41% may be used in utility sites and substations for bare ground, trim-and-edge around objects, spot treatment of unwanted vegetation and to eliminate unwanted weeds growing in established shrub beds or ornamental plantings. This product may be used prior to planting a utility site to ornamentals, flowers, turfgrass (sod or seed), or beginning construction projects.

Repeated applications of this product may be used, as weeds emerge, to maintain bare ground.

Tank Mixtures: It is the pesticide user's responsibility to ensure that all products are registered for the intended use. Read and follow the applicable restrictions and limitations and directions for use on all product labels involved in tank mixing. Users must follow the most restrictive directions for use and precautionary statements of each product in the tank mixture. **Willowood Glypho 41%** may be tank-mixed with the following products provided that the specific product used is registered for application on these sites. Refer to the individual product's labels for approved sites and application rates.

2,4-D Arsenal Atrazine Barricade 65WG Dicamba Diuron	Endurance Escort Escort XP Garlon 3A Garlon 4 Krenite	Krovar I DF Oust Oust XP Outrider Pendimethalin Plateau	Princep Ronstar 50 WP Sahara Simazine Surflan AS Surflan WDG	Telar DF Transline Vanquish Valpar DF Valpar L
---	--	--	---	--

Ensure that Garlon 3A is thoroughly mixed with water according to label directions before adding this product. Have spray mixture agitating at the time this product is added to avoid spray incompatibility problems. For side trimming treatments, it is recommended that this product be used alone or in a tank mixture with Garlon 4.

Conservation Reserve Program (CRP)

Willowood Glypho 41% may be used for renovation (rotating out of CRP), site preparation, post-emergence weed control in dormant CRP grasses, or wiper application on CRP land.

Restriction:

- ~~Do not~~**DO NOT** apply more than 3 qts. per acre per year onto CRP land.

Renovation (Rotating out of CRP), Site Preparation

Willowood Glypho 41% may be used to prepare CRP land for crop production. Refer to Federal, State, or local use guides for CRP renovation recommendations.

Post-Emergence Weed Control in Dormant CRP Grasses, Wiper Application

Apply this product to suppress competitive growth and seed production of undesirable vegetation on CRP land. Applications may be made using wiper applicators to control tall weeds, or as a broadcast or spot treatment to dormant CRP grasses. For selective applications with broadcast spray equipment, apply 8 to 12 fl. oz. of this product per acre in early Spring before desirable CRP grasses, such as crested and tall wheatgrass, break dormancy and initiate green growth. Late Fall applications can be made after desirable perennial grasses have reached dormancy.

Some stunting of CRP perennial grasses will occur if broadcast applications are made when plants are not dormant. No waiting period is required between application and grazing or harvesting for feed.

Grass Seed or Sod Production

Willowood Glypho 41% may be used in grass seed and sod production for pre-plant, at-planting, pre-emergence, removal of established stands, renovation, site preparation, shielded spraying, wiper application, spot treatment, and creating rows in annual ryegrass.

To the extent consistent with applicable law, grower assumes all responsibility for crop losses resulting from misapplication of this product.

Pre-Plant, Pre-Emergence, At-Planting, Removal of Established Stands, Renovation, Site Preparation

Willowood Glypho 41% controls most existing vegetation for purposes of renovating turf or forage grass seed areas or for establishing turfgrass grown for sod. It may also be used to destroy remaining undesired grass vegetation when production fields are converted to alternate species or crops. Make applications before, during, or after planting, or for renovation purposes. For maximum control of existing vegetation, delay planting to determine if any regrowth from escaped underground plant parts occurs. Where existing vegetation is growing under mowed turfgrass management, apply this product after omitting at least one regular mowing to allow sufficient growth for good interception of the herbicide spray. Where repeat treatments are necessary, sufficient regrowth must be attained prior to application. For warm-season grasses, such as Bermudagrass, Summer or Fall applications provide best control. Broadcast equipment may be used to control sod remnants or other unwanted vegetation after sod is harvested. Application rates up to 5 qts. per acre may be used to totally remove established stands of tough to kill grass species.

~~Do not~~**DO NOT** disturb soil or underground plant parts before treatment. Tillage or renovation techniques such as vertical mowing, coring or slicing should be delayed for 7 days after application to allow proper translocation into underground plant parts. If application rates total 3 qts. per acre or less, no waiting period between treatment and feeding or livestock grazing is required. If the rate is greater than 3 qts. per acre, remove domestic livestock before application and wait 8 weeks after application before grazing or harvesting. Applications must be made prior to crop emergence in order to avoid crop injury.

Shielded Sprayers

Apply 1 to 3 qts. of this product in 10 to 20 gals. of water per acre to control weeds between grass seed rows. Uniform planting in straight rows aids in shielded sprayer applications. Best results are obtained when the grass seed crop is small enough to easily pass by the protective shields.

Precaution:

- Contact of this product in any manner with desirable vegetation may result in discoloration, stunting or destruction.

Wiper Application

Willowood Glypho 41% may be applied over-the-top of desirable grasses using wiper applicators for the control of tall weeds.

Precaution:

- Contact of this product in any manner with desirable vegetation may result in discoloration, stunting or destruction.

Spot Treatment

Apply a 1.5% solution of this product using hand-held spray equipment to control weeds within established vegetation prior to heading of grasses grown for seed. Hand-held equipment may be used to control sod remnants or other unwanted vegetation after sod is harvested.

The crop sprayed in the treated area will be killed. Take care not to spray or allow spray to drift outside the target area in order to avoid unwanted crop destruction.

Creating Rows in Annual Ryegrass

Apply 1 to 2 pts. of this product per acre. Best results are obtained when applications are made before the ryegrass reaches 6" in height. Use the higher rate within the specified range when ryegrass is greater than 6" in height.

Set nozzle heights to allow the establishment of the desired row spacing. Use of low-pressure nozzles, or drop nozzles designed to target the application over a narrow band are recommended.

Take care not to spray or allow spray to drift outside target area in order to avoid unwanted crop destruction.

Pastures

Willowood Glypho 41% may be applied to any pasture grass (Gramineae family), including bahiagrass, Bermudagrass, bluegrass, brome, fescue, guineagrass, kikuyugrass, orchardgrass, pangola grass, ryegrass, timothy, and wheatgrass. Application can be made as a spot treatment, wiper application, pre-plant, pre-emergence, pasture renovation, or post-emergent broadcast.

Pre-Plant, Pre-Emergence, Pasture Renovation

Willowood Glypho 41% may be applied for weed control prior to planting or emergence of forage grasses. This product may also be applied to control perennial pasture species listed on this label prior to replanting.

If application rates total 3 qts. per acre or less, no waiting period between treatment and feeding or livestock grazing is required. If the rate is greater than 3 qts. per acre, remove domestic livestock before application and wait 8 weeks after application before grazing or harvesting.

Spot Treatment, Wiper Application

Willowood Glypho 41% may be applied in pastures as a spot treatment, or over-the-top of desirable grasses using wiper applicators to control tall weeds. Applications may be repeated in the same area at 30-day intervals.

For spot treatments or wiper application methods using rates of 3 qts. of this product per acre or less, the entire field or any portion of it may be treated. When spot treatments or wiper application are made using rates above 3 qts. of this product per acre, no more than 10% of the total pasture may be treated at any one time. To achieve maximum performance, remove domestic livestock before application and wait 7 days after application before grazing livestock or harvesting for feed.

Post-Emergent Weed Control (Broadcast Treatments)

Willowood Glypho 41% may be applied to pastures to suppress competitive growth and seed production of annual weeds and undesirable vegetation in pastures. For selective applications with broadcast spray equipment, apply 12 to 16 fl. oz. of this product per acre in early Spring before desirable perennial grasses break dormancy and initiate green growth. Late Fall applications can be made after desirable perennial grasses have reached dormancy.

Some stunting of perennial grasses will occur if broadcast applications are made when plants are not dormant. Use of higher application rates will cause stand reductions. No waiting period is required between application and grazing or harvesting for feed.

Restriction:

- ~~Do not~~ **DO NOT** apply more than 3 qts. of this product per acre per year onto pasture grasses except for renovation uses as described previously in this section.

WEEDS CONTROLLED

Always use the higher rate of **Willowood Glypho 41%** per acre within the specified range when weed growth is heavy or dense or weeds are growing in an undisturbed (non-cultivated) area.

Reduced results may occur when treating weeds heavily covered with dust. For weeds that have been mowed, grazed or cut, allow regrowth to occur prior to treatment.

Refer to the following label sections for specified rates for the control of annual and perennial weeds and woody brush and trees. For difficult to control perennial weeds and woody brush and trees, where plants are growing under stressed conditions, or where infestations are dense, **Willowood Glypho 41%** may be used at 5 to 10 qts. per acre for enhanced results.

Annual Weeds

Use 1 qt. per acre if weeds are less than 6" in height or runner length and 1.5 qts. to 4 qts. per acre if weeds are over 6" in height or runner length or when weeds are growing under stressed conditions. Use the higher rate for tough-to-control species regardless of the weed size at application. Treat tough-to-control weeds early when they are relatively small. **Willowood Glypho 41%** may be tank-mixed provided the tank-mix product is registered for use on the target site. Refer to the individual product labels for approved sites and application rates. For spray-to-wet applications, apply a 0.5% solution of this product to weeds less than 6" in height or runner length. For annual weeds over 6" tall, or for smaller weeds growing under stressed conditions, use a 1 to 2% solution. Use the higher rate for tough-to-control species or for weeds over 24" tall. Apply prior to seedhead formation in grass or bud formation in broadleaf weeds.

For low volume directed spray applications, use a 4 to 7% solution of **Willowood Glypho 41%**. Spray coverage should be uniform with at least 50% of the foliage contacted. Coverage of the top one half of the plant is important for best results. To ensure adequate spray coverage, spray both sides of large or tall weeds when foliage is thick and dense or where there are multiple sprouts.

WEED SPECIES

Anoda, Spurred	Geranium, Carolina	Ragweed, Common*
Barley*	Goatgrass, Jointed *	Ragweed, Giant
Barley, Little*	Goosegrass	Rice, Red

Barnyardgrass*	Groundsel, Common*	Rocket, London*
Bassia, Fivehook	Henbit	Rocket, Yellow
Bittercress*	Horseweed/Marestail (<i>Conyza canadensis</i>) ¹	Rye*
Bluegrass, Annual*	Itchgrass*	Ryegrass*
Bluegrass, Bulbous*	Johnsongrass, Seedling	Sandbur, Field*
Brome, Downy*	Junglerice	Sesbania, Hemp
Brome, Japanese*	Knotweed	Shattercane*
Buttercup*	Kochia	Shepherd's Purse *
Castor Bean	Lambsquarters*	Sicklepod
Cheatgrass*	Lettuce, Prickly*	Signalgrass, Broadleaf*
Cheeseweed (<i>Malva parviflora</i>)	Mannagrass, Eastern*	Smartweed, Ladysthumb*
Chervil*	Mayweed	Smartweed, Pennsylvania*
Chickweed*	Medusahead*	Sorghum, Grain (Milo)*
Cocklebur*	Morningglory (<i>Ipomoea</i> spp.)	Sowthistle, Annual
Copperleaf, Hophornbeam	Mustard, Blue*	Spanishneedles
Copperleaf, Virginia	Mustard, Tansy*	Speedwell, Corn*
Coreopsis, Plains/Tickseed*	Mustard, Tumble*	Speedwell, Purslane*
Corn*	Mustard, Wild*	Sprangletop*
Crabgrass*	Nightshade, Black*	Spurge, Annual
Cupgrass, Woolly*	Oats	Spurge, Prostrate*
Dandelion, Dwarf*	Oats, Wild*	Spurge, Spotted*
Dandelion, False*	Panicum, Browntop*	Spurry, Umbrella*
Eclipta*	Panicum, Fall*	Starthistle, Yellow*
Falseflax, Smallseed*	Panicum, Texas*	Stinkgrass*
Fiddleneck	Pennycress, Field*	Sunflower*
Filaree	Pepperweed, Virginia*	Teaweed/Prickly Sida
Fleabane, Annual*	Pigweed*	Thistle, Russian
Fleabane, Hairy (<i>Conyza bonariensis</i>)*	Puncturevine	Velvetleaf
Fleabane, Rough*	Purslane, Common	Wheat*
Foxtail*	Pusley, Florida	Witchgrass*
Foxtail, Carolina*		

*When using field broadcast equipment (aerial applications or boom sprayers using flat-fan nozzles) these species will be controlled or partially controlled using 1 pt. of **Willowood Glypho 41%** per acre. Applications must be made using 3 to 10 gals. of carrier volume per acre. Use nozzles that ensure thorough coverage of foliage and treat when weeds are in an early growth stage.

¹A glyphosate-resistant biotype has been confirmed. For additional information, refer to the "WEED RESISTANCE MANAGEMENT" section of this label and the table below "Glyphosate-Resistant Horseweed". You may also visit www.weedscience.org or www.weedresistancemanagement.com for more information.

Glyphosate-Resistant Horseweed (Marestail, *Conyza canadensis*)

Non-Crop Areas:

Apply a tank mixture of this product (1 qt. per acre) before horseweed exceeds 6" in height. Control may be enhanced by making applications when horseweed is still in the rosette stage of growth. This product may be tank-mixed with the following products provided that the specific product is registered for use on the target site. Refer to these product labels for approved sites and application rates. Read and carefully observe the cautionary statements and all other information appearing on the labels of all herbicides used. Use according to the most restrictive statements for each product in the mixture.

- 2,4-D
- CrossbowTM L
- dicamba
- GalleryTM 75 DF
- Krovar® I DF
- LandmarkTM II MP
- LandmarkTM MP
- MilestoneTM
- Overdrive
- TelarTM DF
- Transline
- Vanquish®
- Velpar DF

Perennial Weeds

Best results are obtained when perennial weeds are treated after they reach the reproductive stage of growth (seedhead initiation in grasses and bud formation in broadleaves). For non-flowering plants, best results are obtained when the plants reach a mature stage of growth. In many situations, treatments are required prior to these growth stages. Under these conditions, use the higher application rate within the specified range.

Ensure thorough coverage when using spray-to-wet treatments with hand-held equipment. For best results, use a 1.5% solution on harder-to-control perennials such as Bermudagrass, dock, field bindweed, hemp dogbane, milkweed, and Canada thistle.

For low volume directed spray applications, use a 5 to 10% solution of **Willowood Glypho 41%**. Spray coverage should be uniform with at least 50% of the foliage contacted. Coverage of the top one half of the plant is important for best results. To ensure adequate spray coverage, spray both sides of large or tall weeds when foliage is thick and dense or where there are multiple sprouts.

Allow 7 or more days after application before tillage.

PERENNIAL WEEDS RATE TABLE		
Weed Species	Rate per Acre	Hand-Held % Solution
Alfalfa*	1 qt.	2%
Alligatorweed*	4 qts.	1.5%
Anise (Fennel)	2 - 4 qts.	1 - 2%
Bahiagrass	3 - 5 qts.	2%
Beachgrass, European (<i>Ammophila arenas</i>)	—	5%
Bentgrass*	1.5 qts.	2%
Bermudagrass	5 qts.	2%
Bermudagrass, Water (Knotgrass)	1.5 qts.	2%
Bindweed, Field	4 - 5 qts.	2%
Bluegrass, Kentucky	2 qts.	2%
Blueweed, Texas	4 - 5 qts.	2%
Brackenfern	3 - 4 qts.	1 - 1.5%
Bromegrass, Smooth	2 qts.	2%
Bursage, Woolly-Leaf	—	2%
Canarygrass, Reed	2 - 3 qts.	2%
Cattail	3 - 5 qts.	2%
Clover; Red or White	3 - 5 qts.	2%
Cogongrass	3 - 5 qts.	2%
Dallisgrass	3 - 5 qts.	2%
Dandelion	3 - 5 qts.	2%
Dock, Curly	3 - 5 qts.	2%
Dogbane, Hemp	4 qts.	2%
Fescue (Except Tall)	3 - 5 qts.	2%
Fescue, Tall	1 - 3 qts.	2%
Guineagrass	3 qts.	1%
Horsenettle	3 - 5 qts.	2%
Horseradish	4 qts.	2%
Iceplant	2 qts.	1.5 - 2%
Ivy, German	2 - 4	1 - 2
Jerusalem Artichoke	3 - 5 qts.	2%
Johnsongrass	2 - 3 qts.	1%
Kikuyugrass	2 - 3 qts.	2%
Knapweed	4 qts.	2%
Lantana	—	1 - 1.25%
Lespedeza	3 - 5 qts.	2%
Milkweed, Common	3 qts.	2%
Muhly, Wirestem	2 qts.	2%
Mullein, Common	3 - 5 qts.	2%
Napiergrass	3 - 5 qts.	2%
Nightshade, Silverleaf	2 qts.	2%
Nutsedge, Purple or Yellow	3 qts.	1 - 2%
Orchardgrass	2 qts.	2%
Pampasgrass	3 - 5 qts.	1.5 - 2%
Paragrass	3 - 5 qts.	2%
Pepperweed, Perennial	4 qts.	2%
Phragmites*	3 - 5 qts.	1 - 2%
Poison Hemlock	2 - 4 qts.	1 - 2%
Quackgrass	2 - 3 qts.	2%
Redvine*	2 qts.	2%
Reed, Giant	4 - 5 qts.	2%
Ryegrass, Perennial	2 - 3 qts.	1%
Smartweed, Swamp	3 - 5 qts.	2%
Spurge, Leafy*	—	2%
Sweet Potato, Wild*	—	2%
Thistle, Artichoke	2 - 3 qts.	1 - 2%
Thistle, Canada	2 - 3 qts.	2%
Timothy	2 - 3 qts.	2%
Torpedograss*	4 - 5 qts.	2%
Trumpetcreeper*	2 - 3 qts.	2%

Vaseygrass	3 - 5 qts.	2%
Velvetgrass	3 - 5 qts.	2%
Wheatgrass, Western	2 - 3 qts.	2%
*Partial control.		

Woody Brush and Trees

Apply **Willowood Glypho 41%** after full leaf expansion, unless otherwise directed. Use the higher rate for larger plants and/or dense areas of growth. On vines, use the higher rate for plants that have reached the woody stage of growth. Best results are obtained when application is made in late Summer or Fall after fruit formation.

In arid areas, best results are obtained when applications are made in the Spring to early Summer when brush species are at high moisture content and are flowering.

For best results when using hand-held equipment, use a 1.5% solution on harder-to-control woody brush and trees. For low volume directed-spray applications, apply a 5 to 10% solution of **Willowood Glypho 41%**. Spray coverage should be uniform with at least 50% of the foliage contacted.

Coverage of the top one-half of the plant is important for best results. To ensure adequate spray coverage, spray both sides of large or tall woody brush and trees, when foliage is thick and dense, or where there are multiple spouts.

Symptoms may not appear prior to frost or senescence with Fall treatments.

Allow 7 or more days after application before tillage, mowing or removal. Repeat treatments may be necessary to control plants regenerating from underground parts or seed. Some autumn colors on undesirable deciduous species are acceptable provided no major leaf drop has occurred. Reduced performance may result if Fall treatments are made following a frost.

WOODY BRUSH AND TREES RATE TABLE		
Weed Species	Broadcast Rate per Acre	Hand-Held Spray-to-Wet % Solution
Alder	3 - 4 qts.	1 - 1.5%
Ash*	2 - 5 qts.	1 - 2%
Aspen, Quaking	2 - 3 qts.	1 - 1.5%
Bearclover (Bearmat)*	2 - 5 qts.	1 - 2%
Beech*	2 - 5 qts.	1 - 2%
Birch	2 qts.	1%
Blackberry	3 - 4 qts.	1 - 1.5%
Blackgum	2 - 5 qts.	1 - 2%
Bracken	2 - 5 qts.	1 - 2%
Broom; French, Scotch	2 - 5 qts.	1.5 - 2%
Buckwheat, California*	2 - 4 qts.	1 - 2%
Cascara*	2 - 5 qts.	1 - 2%
Catsclaw*	—	1 - 1.5%
Ceanothus*	2 - 5 qts.	1 - 2%
Chamise*	2 - 5 qts.	1%
Cherry; Bitter, Black, Pin	2 - 3 qts.	1 - 1.5%
Coyote Brush	3 - 4 qts.	1.5 - 2%
Deerweed	2 - 5 qts.	1%
Dogwood*	2 - 5 qts.	1 - 2%
Elderberry	2 qts.	1%
Elm*	2 - 5 qts.	1 - 2%
Eucalyptus	—	2%
Gorse*	2 - 5 qts.	1 - 2%
Hasardia*	2 - 4 qts.	1 - 2%
Hawthorn	2 - 3 qts.	1 - 1.5%
Hazel	2 qts.	1%
Hickory*	2 - 5 qts.	1 - 2%
Honeysuckle	3 - 4 qts.	1 - 1.5%
Hornbeam, American*	2 - 5 qts.	1 - 2%
Kudzu	4 qts.	2%
Locust, Black*	2 - 4 qts.	1 - 2%
Madrone Resprouts*	—	2%
Manzanita*	2 - 5 qts.	1 - 2%
Maple, Red	2 - 4 qts.	1 - 1.5%
Maple, Sugar	—	1 - 1.5%
Monkey Flower*	2 - 4 qts.	1 - 2%
Oak; Black, White*	2 - 4 qts.	1 - 2%

Oak, Post	3 - 4 qts.	1 - 1.5%
Oak; Northern, Pin	2 - 4 qts.	1 - 1.5%
Oak, Scrub*	2 - 4 qts.	1 - 1.5%
Oak; Southern Red	2 - 3 qts.	1 - 1.5%
Peppertree, Brazilian (Florida Holly)*	2 - 5 qts.	1 - 2%
Persimmon*	2 - 5 qts.	1 - 2%
Pine	2 - 5 qts.	1 - 2%
Poison Ivy	4 - 5 qts.	2%
Poison Oak	4 - 5 qts.	2%
Poplar, Yellow*	2 - 5 qts.	1 - 2%
Redbud, Eastern	2 - 5 qts.	1 - 2%
Rose, Multiflora	2 qts.	1%
Russian Olive*	2 - 5 qts.	1 - 2%
Sage, Black	2 - 4 qts.	1%
Sage, White*	2 - 4 qts.	1 - 2%
Sage Brush, California	2 - 4 qts.	1%
Salmonberry	2 qts.	1%
Salt-Cedar*	2 - 5 qts.	1 - 2%
Sassafras*	2 - 5 qts.	1 - 2%
Sourwood*	2 - 5 qts.	1 - 2%
Sumac; Laurel, Poison, Smooth, Sugarbush, Winged*	2 - 4 qts.	1 - 2%
Sweetgum	2 - 3 qts.	1 - 1.5%
Swordfern*	2 - 5 qts.	1 - 2%
Tallowtree, Chinese	—	1%
Tan Oak Resprouts*	—	2%
Thimbleberry	2 qts.	1%
Tobacco, Tree*	2 - 4 qts.	1 - 2%
Toyon*	—	2%
Trumpet creeper	2 - 3 qts.	1 - 1.5%
Vine Maple*	2 - 5 qts.	1 - 2%
Virginia Creeper	2 - 5 qts.	1 - 2%
Waxmyrtle, Southern*	2 - 5 qts.	1 - 2%
Willow	3 qts.	1%
Yerbasanta*	—	2%
*Partial Control.		

STORAGE AND DISPOSAL

~~Do not~~**DO NOT** contaminate water, foodstuffs, feed, or seed by storage or disposal.

PESTICIDE STORAGE: Keep container closed to prevent spills and contamination.

PESTICIDE DISPOSAL: Wastes resulting from the use of this product that cannot be used or chemically reprocessed should be disposed of in a landfill approved for pesticide disposal or in accordance with applicable Federal, State, or local procedures.

CONTAINER HANDLING:

Non-Refillable Plastic and Metal Containers (Capacity Equal to or Less Than 5 gals.): Non-refillable container. ~~Do not~~**DO NOT** reuse or refill this container. Triple rinse container (or equivalent) promptly after emptying. Triple rinse as follows: Empty the remaining contents into application equipment or a mix tank. Fill the container ¼ full with water and recap. Shake for 10 seconds. Pour rinsate into application equipment or a mix tank or store rinsate for later use or disposal. Drain for 10 seconds after the flow begins to drip. Repeat this procedure two more times. Then, for Plastic Containers, offer for recycling if available or puncture and dispose of in a sanitary landfill or by incineration, or, if allowed by State and local authorities, by burning. For Metal Containers, offer for recycling if available or reconditioning if appropriate, or puncture and dispose of in a sanitary landfill, or by other procedures approved by State and local authorities.

Non-Refillable Plastic and Metal Containers (Capacity Greater Than 5 gals.): Non-refillable container. ~~Do not~~**DO NOT** reuse or refill this container. Triple rinse container (or equivalent) promptly after emptying. Triple rinse as follows: Empty the remaining contents into application equipment or a mix tank. Fill the container ¼ full with water. Replace and tighten closures. Tip container on its side and roll it back and forth, ensuring at least one complete revolution, for 30 seconds. Stand the container on its end and tip it back and forth several times. Turn the container over onto its other end and tip it back and forth several times. Empty the rinsate into application equipment or a mix tank or store rinsate for later use or disposal. Repeat this procedure two more times. Then, for Plastic Containers, offer for recycling if available or puncture and dispose of in a sanitary landfill or by incineration, or, if allowed by State and local authorities, by burning. For Metal Containers, offer for recycling if available or reconditioning if appropriate, or puncture and dispose of in a sanitary landfill, or by other procedures approved by State and local authorities.

Non-Refillable Plastic and Metal Containers, e.g., Intermediate Bulk Containers [IBC] (Size or Shape Too Large to be Tipped, Rolled or Turned Upside Down): Non-refillable container. ~~Do not~~**DO NOT** reuse or refill this container. Clean container promptly after emptying the contents from this container into application equipment or mix tank and before final disposal using the following pressure rinsing procedure. Insert a lance fitted with a suitable tank cleaning nozzle into the container and ensure that the water spray thoroughly covers the top, bottom and all sides inside the container. The nozzle manufacturer generally provides instructions for the appropriate spray pressure, spray duration and/or spray volume. If the manufacturer's instructions are not available, pressure rinse the container for at least 60 seconds using a minimum pressure of 30 PSI with a minimum rinse volume of 10% of the container volume. Drain, pour or pump rinsate into application equipment or rinsate collection system. Repeat this pressure rinsing procedure two more times. Then, for Plastic Containers, offer for recycling if available or puncture and dispose of in a sanitary

landfill or by incineration, or, if allowed by State and local authorities, by burning. Metal Containers, offer for recycling if available or reconditioning if appropriate, or puncture and dispose of in a sanitary landfill, or by other procedures approved by State and local authorities.

All Other Refillable Containers: Refillable container. Refilling Container: Refill this container with this herbicide only. ~~Do not~~**DO NOT** reuse this container for any other purpose. Cleaning before refilling is the responsibility of the refiller. Prior to refilling, inspect carefully for damage such as cracks, punctures, abrasions, worn out threads and closure devices. Check for leaks after refilling and before transporting. Disposing of Container: ~~Do not~~**DO NOT** reuse this container for any other purpose other than refilling (see preceding). Cleaning the container before final disposal is the responsibility of the person disposing of the container. To clean the container before final disposal, use the following pressure rinsing procedure. Insert a lance fitted with a suitable tank cleaning nozzle into the container and ensure that the water spray thoroughly covers the top, bottom and all sides inside the container. The nozzle manufacturer generally provides instructions for the appropriate spray pressure, spray duration and/or spray volume. If the manufacturer's instructions are not available, pressure rinse the container for at least 60 seconds using a minimum pressure of 30 PSI with a minimum rinse volume of 10% of the container volume. Drain, pour or pump rinsate into application equipment or rinsate collection system. Repeat this pressure rinsing procedure two more times. Then, for Plastic Containers, offer for recycling if available or puncture and dispose of in a sanitary landfill or by incineration, or, if allowed by State and local authorities, by burning. For Metal Containers, offer for recycling if available or reconditioning if appropriate, or puncture and dispose of in a sanitary landfill, or by other procedures approved by State and local authorities.

CONTAINER IS NOT SAFE FOR FOOD, FEED, OR DRINKING WATER!

IMPORTANT: READ BEFORE USE

CONDITION OF SALE AND LIMITATION OF WARRANTY AND LIABILITY

NOTICE: Read the entire Directions for Use and Conditions of Sale and Limitation of Warranty and Liability before buying or using this product. If the terms are not acceptable, return the unopened product container at once. By using the product, user or buyer accepts the following Conditions, Disclaimer of Warranties and Limitations of Liability.

CONDITIONS: The directions for use of this product are believed to be adequate and must be followed carefully. However, it is impossible to eliminate all risks associated with the use of this product. Crop injury, ineffectiveness or other unintended consequences may result because of such factors as weather conditions, presence of other materials, or the manner of use or application, all of which are beyond the control of ~~Willowood, LLC~~**Willowood Glyphosate, LLC**. To the extent consistent with applicable law, such risks shall be assumed by the user or buyer.

DISCLAIMER OF WARRANTIES: TO THE EXTENT CONSISTENT WITH APPLICABLE LAW, ~~WILLOWOOD, LLC~~**WILLOWOOD GLYPHOSATE, LLC** MAKES NO OTHER WARRANTIES, EXPRESS OR IMPLIED, OF MERCHANTABILITY OR OF FITNESS FOR A PARTICULAR PURPOSE OR OTHERWISE, THAT EXTEND BEYOND THE STATEMENTS MADE ON THIS LABEL. To the extent consistent with applicable law, no agent of ~~Willowood, LLC~~**Willowood Glyphosate, LLC** is authorized to make any warranties beyond those contained herein or to modify the warranties contained herein. TO THE EXTENT CONSISTENT WITH APPLICABLE LAW, ~~WILLOWOOD, LLC~~**WILLOWOOD GLYPHOSATE, LLC** DISCLAIMS ANY LIABILITY WHATSOEVER FOR SPECIAL, INCIDENTAL OR CONSEQUENTIAL DAMAGES RESULTING FROM THE USE OR HANDLING OF THIS PRODUCT.

LIMITATIONS OF LIABILITY: TO THE EXTENT CONSISTENT WITH APPLICABLE LAW, THE EXCLUSIVE REMEDY OF THE USER OR BUYER FOR ANY AND ALL LOSSES, INJURIES OR DAMAGES RESULTING FROM THE USE OR HANDLING OF THIS PRODUCT, WHETHER IN CONTRACT, WARRANTY, TORT, NEGLIGENCE, STRICT LIABILITY OR OTHERWISE, SHALL NOT EXCEED THE PURCHASE PRICE PAID OR AT ~~WILLOWOOD, LLC~~**WILLOWOOD GLYPHOSATE, LLC**'S ELECTION, THE REPLACEMENT OF PRODUCT.

[Manage, Outrider, Roundup Ready, Monsanto and Vine symbol are trademarks of Monsanto Technology LLC. The Roundup Ready gene is patented by Monsanto.]

[All trademarks are the property of their respective owners.]






[Farmers First is a trademark of Farmers Business Network, Inc.]

[The sprout logo, "FBN", and "Farmers Business Network" are registered service marks of Farmer's Business Network, Inc.]

[<BRAND>™ or ® is a trademark of <TRADEMARK HOLDER>.]

[Note to Reviewer: The mention of the product name throughout this Master Label may be updated/replaced with the term "This product" on the Market Label.]

[Optional graphics to be used on any panel of final market label:]

<p>[www.FBN.com][FBN.com] [Available at www.FBN.com] [844-200-FARM (3276)] [Farmers First]</p>		<p>[any color]</p> 
		

 FARMERS SM BUSINESS NETWORK	 FBN SM	 FBN <i>DIRECT</i> TM
 HERBICIDE [Herbicide]		