



UNITED STATES ENVIRONMENTAL PROTECTION AGENCY
WASHINGTON, DC 20460

OFFICE OF CHEMICAL SAFETY
AND POLLUTION PREVENTION

December 20, 2021

Michelle Nouvel
Owner
Nouvel Sales, LLC
PO Box 908
Rowlett, Texas, 75030

Subject: Label Amendment – Addition of alternate puffer bottle dispenser, marketing claims, Agency-accepted alternate brand names, and other minor label revisions
Product Name: NS-400
EPA Registration Number: 92028-1
Application Date: February 3, 2021
Decision Number: 571764

Dear Ms. Nouvel:

The amended label referred to above, submitted in connection with registration under the Federal Insecticide, Fungicide and Rodenticide Act, as amended, is acceptable. This approval does not affect any conditions that were previously imposed on this registration. You continue to be subject to existing conditions on your registration and any deadlines connected with them.

A stamped copy of your labeling is enclosed for your records. This labeling supersedes all previously accepted labeling. You must submit one copy of the final printed labeling before you release the product for shipment with the new labeling. In accordance with 40 CFR 152.130(c), you may distribute or sell this product under the previously approved labeling for 18 months from the date of this letter. After 18 months, you may only distribute or sell this product if it bears this new revised labeling or subsequently approved labeling. "To distribute or sell" is defined under FIFRA section 2(gg) and its implementing regulation at 40 CFR 152.3.

Should you wish to add/retain a reference to the company's website on your label, then please be aware that the website becomes labeling under the Federal Insecticide Fungicide and Rodenticide Act and is subject to review by the Agency. If the website is false or misleading, the product would be misbranded and unlawful to sell or distribute under FIFRA section 12(a)(1)(E). 40 CFR 156.10(a)(5) list examples of statements EPA may consider false or misleading. In addition, regardless of whether a website is referenced on your product's label, claims made on the website may not substantially differ from those claims approved through the registration process. Therefore, should the Agency find or if it is brought to our attention that a website contains false or misleading statements or claims substantially differing from the EPA approved registration, the website will be referred to the EPA's Office of Enforcement and Compliance.

Your release for shipment of the product constitutes acceptance of these conditions. If these conditions are not complied with, the registration will be subject to cancellation in accordance

Page 2 of 2
EPA Reg. No. 92028-1
Decision No. 571764

with FIFRA section 6. If you have any questions, please contact Kevin Ulrich by phone at (202) 566-2944, or via email at ulrich.kevin@epa.gov.

Sincerely,

A handwritten signature in blue ink, appearing to read "Gene Benbow".

Gene Benbow, Product Manager 7
Invertebrate & Vertebrate Branch 3
Registration Division (7505P)
Office of Pesticide Programs

Enclosure

[] – Denotes optional label language

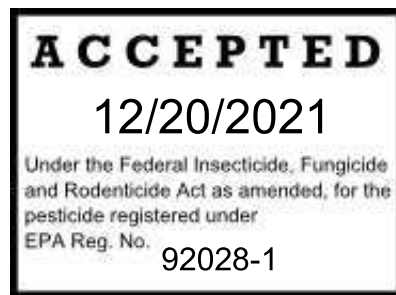
{ } – Denotes a comment for the reviewer

{**Note to reviewer - Professional-market sub-label:**}

NS-400

Alternate Brand Names:

AttraMaxx DF
Roach Slayer Dust
Monster Roach Killer Dust
Pestex Dust



Kills: Ants, Booklice, Carpet Beetles, Cockroaches, Crickets, Drugstore Beetles, Earwigs, Flour Beetles, Grain Weevils, Silverfish, Pillbugs and Sowbugs.

For Use in and around: Commercial, Industrial, Institutional and Residential Buildings, Apartments, Campgrounds, Food Storage Areas, Single and Multi-Family Homes, Hospitals, Meat Packing and Food Processing Plants, Motels, Hotels, Resorts, Restaurants and Other Food Handling Establishments, Schools*, Supermarkets, Transportation Equipment (Buses, Boats, Ships, Trains, Trucks, Trailers, Aircraft**, Cars), Utilities, Warehouses, and other commercial buildings.

*Do not apply when in use

**Do not apply in cockpits

Active Ingredient:

Abamectin (CAS No. 71751-41-2).....0.05%

Other Ingredients:.....99.95%

EPA Reg. No. 92028-1

EPA Est. No. xxxx-xx-xx

STOP – READ THE LABEL BEFORE USE.

**KEEP OUT OF REACH OF CHILDREN
CAUTION**

{Note to reviewer: Reference statement below is located on tube. At a minimum, the following information will appear on the tube - product name, ingredient statement, EPA Reg. No., EPA Est. No, KROC, signal word, DFU-violation of federal law statement, referral statement below, net weight, company address, and batch no.}

See insert for complete label, including First Aid, Precautionary Statements, Directions for Use, and Storage and Disposal.

[Si usted no entiende la etiqueta, busque a alguien para que se la explique a usted en detalle. (If you do not understand the label, find someone to explain it to you in detail.)]

Net Weight: xxx oz [(xxx g)]

Nouvel Sales LLC
3109 Sunrise Drive
Rowlett, Texas 75088-6188
469.964.0969

First Aid

If Swallowed: Call poison control center or doctor immediately for treatment advice. Have person sip a glass of water if able to swallow. Do not induce vomiting unless told to do so by the poison control center or doctor.

If Inhaled: Move person to fresh air. If not breathing, call 911 or an ambulance, then give artificial respiration, preferably mouth-to-mouth, if possible. Call a poison control center or doctor for further treatment advice.

If on Skin or Clothing: Take off contaminated clothing. Rinse skin immediately with plenty of water for 15-20 minutes. Call a poison control center for treatment advice.

If in Eyes: Hold eyes open and rinse slowly with water for 15-20 minutes. Remove contact lenses, if present, after the first 5 minutes, then continue rinsing eyes. Call a poison control center or doctor for treatment advice.

Have the product container or label with you when calling a poison control center or doctor or going for treatment. [You may also call xxx-xxx-xxxx for emergency medical information.]

PRECAUTIONARY STATEMENTS

Hazards to Human and Domestic Animals

CAUTION: Harmful if swallowed, inhaled or absorbed through the skin. Do not breathe dust. Do not allow to contact skin, eyes or clothing. If contact occurs, wash skin with soap and warm water, or eyes with clean water. Wash hands and exposed skin before eating, drinking, or smoking and after handling. Wash all contaminated clothing thoroughly before re-use.

Do not apply where children or pets (domestic animals) are likely to come in contact with treated areas. Brush any powder visible after application is completed into cracks and crevices or remove. Do not apply generalized dusting in household areas accessible to children or pets.

Environmental Hazards

This pesticide is toxic to fish and wildlife. Do not apply to water. Do not contaminate water by cleaning of equipment or disposal of equipment wash water.

The product is highly toxic to bees exposed to direct treatment or residues on blooming crops or weeds. Do not apply this product or allow it to drift to blooming crops or weeds if bees are visiting the treatment area.

DIRECTIONS FOR USE

It is a violation of Federal law to use this product in a manner inconsistent with it labeling.

Restrictions

- **Do not** apply indoor/outdoor generalized dusting in areas accessible to children or pets.
- Do not apply to humans, animals, clothing or bedding.
- Do not use on or contaminate fruit, vegetables or other food or feed crops.
- Do not contaminate feed or food preparation surfaces, dishes, kitchen utensils and food containers
- Do not dispense this product with powder dusters in confined areas (i.e., attics, hot water heater closets, furnace rooms etc.) in the presence of open flames, such as pilot lights.

General Product Information

Apply insecticide directly into cracks and crevices. Apply lightly and uniformly to infested areas. Pay particular attention to cracks and crevices; service ducts; false floors and ceilings; wall voids; around electrical and telephone fittings and equipment; around water and sewer pipes; under and behind cabinets, refrigerators and sinks; around windows and door frames; and in attics and crawl space.

{Note to reviewer: only one set of application instructions will be used. The application instructions will be specific to the product package.}

Application Instructions

{Note to reviewer: application instructions when product is packaged in the plastic tube container only}

- Lightly shake tube before removing cap.
- Hold the tube parallel to the floor and pointed away from you.
- Squeeze once per bait placement.

{Note to reviewer: the entire instructions for inserting the extension are required on the label insert when product is packaged and marketed with an extension.}

[Follow these instructions for inserting extension when additional length is desired:

- Remove the five-inch clear extension from the package.

- Unscrew the plastic applicator tip from the tube.
- Note that the extension is smooth on one end and flared at the other end. Insert the smooth end through the back of the applicator tip.
- Push the extension through the applicator tip until the flared end catches, then screw the applicator tip back on the tube. For a shorter extension, cut the tube with scissors.]

Application Instructions

{Note to reviewer: application instructions when product is packaged in the plastic [applicator][puffer] bottle container only}

- Lightly shake product [applicator][puffer] bottle before removing cap.
- Twist the [applicator][puffer] nozzle [{or} puffer straw] [{or} puffer tube] so that it is pointing in the desired direction of application.

{OR}

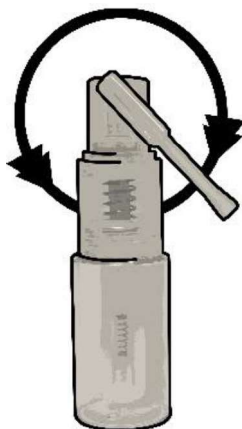
Turn the [applicator][puffer] nozzle [{or} puffer straw] [{or} puffer tube] so that it is pointing in the desired direction of application.

- Hold the [applicator] [puffer] bottle with the puffer nozzle [{or} puffer straw] [{or} puffer tube] pointed away from you.
- To apply, depress [{or} push down] [{or} squeeze] once per bait placement.
- When application is complete, place cap back on the [applicator][puffer] bottle and twist the puffer nozzle [{or} puffer straw] [{or} puffer tube] to original down-ward facing direction [for storage].

{OR}

When application is complete, place cap back on the [applicator][puffer] bottle, and turn the puffer nozzle [{or} puffer straw] [{or} puffer tube] to original down-ward facing direction [for storage].

[Optional Graphics:]



[Continue to shake the tube [puffer] between each “puff” to keep the powder in airborne state. As the tube [puffer] starts to empty, gradually begin tilting it downward, continuing the shaking technique and the parallel to gradual tilting of tube [puffer], allowing for peak efficiency.]

The amount of product to be applied will vary with the site. Concentrate treatment at insect activity sites. For light infestations, a minimum of 4-6 bait points is recommended per 100 sq. ft. of treatment area. For heavy infestations, a minimum of 12-24 bait points is recommended per 100 sq. ft. of treatment area. For treatment areas larger than 100 sq. ft., additional bait points per above are required. During follow-up visits, inspect bait placement and reapply when necessary.

{Note to reviewer: when product is packaged in the plastic puffer bottle container}
Apply 20 puffs of the applicator to equal a 0.25 gram bait point application.

Indoor Treatments

Cockroaches, Ants and Crickets: Apply thoroughly to all areas where these (pests) (insects) crawl and hide, especially in cracks and crevices and hidden surfaces around sinks and storage areas, behind baseboards, around doors and windows, cabinets, stoves, behind refrigerators and in attics and crawl spaces.

Earwigs, Pillbugs and Sowbugs: Apply in cracks and crevices around doors and windows and other places where these (pests) (insects) may enter the premises. Treat voids and other enclosed locations where these (pests) (insects) are found.

Pantry Pests – Including Drugstore Beetles (exposed adult and larvae stages), Flour Beetles, Grain Weevils and Silverfish: Remove all food and shelving paper before treatment. Treat cracks and crevices and/or voids where these (insects) (pests) may be harboring or hibernating. Infested areas include cracks and crevice in cabinets, pantries and wall voids. During follow-up visits, inspect bait placements and reapply when necessary. Cover shelves with shelving paper after treatment. Destroy infested food packages.

Carpet Beetles – including Black, Furniture and Varied. Apply to cracks and crevices where these insects are found.

Aircraft Cabins: Apply bait in suspected and infested cockroach areas. Place bait in areas between elements of construction. Use 12 – 24 bait placements/100 ft. Do not apply any bait in cockpit area

Food Areas of Food/Feed Handling Establishments: Food/feed handling establishments are places other than private residences in which food/feed is held, processed, prepared or served. **APPLICATIONS OF THIS PRODUCT IN FOOD AREAS OF FOOD HANDLING ESTABLISHMENTS ARE LIMITED TO CRACKS**

AND CREVICES ONLY. Food areas include areas for receiving, storing, packing (canning, bottling, wrapping, boxing), preparing, edible waste storage and enclosed processing systems (mills, dairies, edible oils, syrups). Serving areas (when food is exposed and facility and facility is in operation) would also be considered a food area. Apply product to the level of infestation as prescribed in the General Instructions into cracks and crevices associated with wall voids, pieces of equipment, stainless steel tables, drains, storage equipment and dining tables. Also apply between elements of construction. During follow-up visits, inspect placement and re-apply when necessary. Do not contaminate feed or food preparation surfaces, dishes, kitchen utensils or food containers.

Outdoor Treatments

Use for control of ants, cockroaches, crickets, earwigs, ground beetles, pillbugs and sowbugs. Inject into cracks and crevices around windows and doors, porches, screens, eaves, patios, garages, under stairways, and in crawl spaces and other areas where (insects)(pests) hide, such as tree holes and cracks in fences.

STORAGE AND DISPOSAL

Do not contaminate water, food or feed by storage or disposal.

PESTICIDE STORAGE: Store in a cool dry area away from heat or open flame and inaccessible to children.

PESTICIDE and CONTAINER DISPOSAL: Do not puncture or incinerate. Non-refillable container. Do not reuse or refill this container. **If empty:** Place in trash or offer for recycling if available. **If partially filled:** Call your local solid waste agency for disposal instructions. Never place unused product down any indoor or outdoor drain.

Batch Code:

[WARRANTY

Read the entire Directions for Use and Warranty before using this product. By using this product, user or buyer accepts the following warranty. The directions for use of this product are believed to be adequate and must be followed carefully. It is impossible to eliminate all risks associated with the use of this product. Unintended consequences may result because of unknown factors. All such risks shall be assumed by the user or buyer. The seller is committed to providing high quality products. To the extent consistent with applicable law, the seller makes no warranties, express or implied, of merchantability or of fitness for a particular purpose or otherwise, that extend beyond statements on this label. To the extent consistent with applicable law, the manufacturer or the seller shall not be liable for indirect, special, incidental or consequential damages. To the extent

consistent with applicable law, the exclusive remedy of the user or buyer shall not exceed the purchase price paid.]

[Optional Marketing Statements:]

- Effective and Easy to Use
- Low Odor
- [Non-Staining] [dry bait] formula
- Effective Against Cockroaches
- Kills [Ants] [Booklice] [Carpet Beetles] [Crickets] [Drug Store Beetles] [Earwigs] [Flour Beetles] [Grain Weevils] [Silverfish] [Pillbugs] [and] [Sowbugs]
- Kills [Cockroaches] [Ants] [Earwigs] [Silverfish] [and other listed insects]
- Apply to roach hiding areas
- Just one puff [squeeze] per placement
- Kills [Cock]roaches
- Kill the [Cock]roaches you can see [and the ones you don't]
- Place bait directly into cracks and crevices
- kills where insects crawl & hide such as cracks and crevices, behind baseboards, & behind and under cabinets, drawers, and appliances

{Note to reviewer: claims specific when product is packaged in the plastic tube container}

- (xx) bait placements [15 g = 60, 20 g = 80, 30 g = 120] [based on light infestation]
- Treats up to (xx) sq ft [15 g = 1500, 20 g = 2,000, 30 g = 3,000][based on light infestation]

{Note to reviewer: claims specific when product is packaged in the plastic [applicator][puffer] bottle container}

- Puffs in all directions
- 360° applicator
- [Adjustable] multi-directional applicator

{optional graphic}



[] – Denotes optional label language

{ } – Denotes a comment for the reviewer

{Note to reviewer - Homeowner-market sub-label}

NS-400

Alternate Brand Names:

Attramaxx DF
Roach Slayer Dust
Monster Roach Killer Dust
Pestex Dust

Kills: Ants, Booklice, Carpet Beetles, Cockroaches, Crickets, Drugstore Beetles, Earwigs, Flour Beetles, Grain Weevils, Silverfish, Pillbugs and Sowbugs.

For Use in: Single Family Homes, Apartments, Kitchens, Bathrooms, Basement and Garages, Other Rooms, and Outdoors

Active Ingredient:

Abamectin (CAS No. 71751-41-2).....0.05%

Other Ingredients:.....99.95%

EPA Reg. No. 92028-1

EPA Est. No. xxxx-xx-xx

STOP – READ THE LABEL BEFORE USE.

KEEP OUT OF REACH OF CHILDREN CAUTION

{Note to reviewer: Reference statement below is located on tube. At a minimum, the following information will appear on the tube- product name, ingredient statement, EPA Reg. No., EPA Est. No, KROC, signal word, DFU-violation of federal law statement, referral statement below, net weight, company address, and batch no.}

See insert for complete label, including First Aid, Precautionary Statements, Directions for Use, and Storage and Disposal.

[Si usted no entiende la etiqueta, busque a alguien para que se la explique a usted en detalle. (If you do not understand the label, find someone to explain it to you in detail.)]

Net Weight: xxx oz [(xx g)]

Nouvel Sales LLC
3109 Sunrise Drive
Rowlett, Texas 75088-6188
469.964.0969

First Aid

If Swallowed: Call poison control center or doctor immediately for treatment advice. Have person sip a glass of water if able to swallow. Do not induce vomiting unless told to do so by the poison control center or doctor.

If Inhaled: Move person to fresh air. If not breathing, call 911 or an ambulance, then give artificial respiration, preferably mouth-to-mouth, if possible. Call a poison control center or doctor for further treatment advice.

If on Skin or Clothing: Take off contaminated clothing. Rinse skin immediately with plenty of water for 15-20 minutes. Call a poison control center for treatment advice.

If in Eyes: Hold eyes open and rinse slowly with water for 15-20 minutes. Remove contact lenses, if present, after the first 5 minutes, then continue rinsing eyes. Call a poison control center or doctor for treatment advice.

Have the product container or label with you when calling a poison control center or doctor or going for treatment. [You may also call xxx-xxx-xxxx for emergency medical information.]

PRECAUTIONARY STATEMENTS

Hazards to Human and Domestic Animals

CAUTION: Harmful if swallowed, inhaled or absorbed through the skin. Do not breathe dust. Do not allow to contact skin, eyes or clothing. If contact occurs, wash skin with soap and warm water, or eyes with clean water. Wash hands and exposed skin before eating, drinking, or smoking and after handling. Wash all contaminated clothing thoroughly before re-use.

Do not apply where children or pets (domestic animals) are likely to come in contact with treated areas. Brush any powder visible after application is completed into cracks and crevices or removed. Do not apply generalized dusting in household areas accessible to children or pets.

Environmental Hazards

This pesticide is toxic to fish and wildlife. Do not apply to water. Do not contaminate water by cleaning of equipment or disposal of equipment wash water.

The product is highly toxic to bees exposed to direct treatment or residues on blooming crops or weeds. Do not apply this product or allow it to drift to blooming crops or weeds if bees are visiting the treatment area.

DIRECTIONS FOR USE

It is a violation of Federal law to use this product in a manner inconsistent with it labeling.

Restrictions

- **Do not** apply indoor/outdoor generalized dusting in areas accessible to children or pets.
- Do not apply to humans, animals, clothing or bedding.
- Do not use on or contaminate fruit, vegetables or other food or feed crops.
- Do not contaminate feed or food preparation surfaces, dishes, kitchen utensils and food containers
- Do not dispense this product with powder dusters in confined areas (i.e., attics, hot water heater closets, furnace rooms etc.) in the presence of open flames, such as pilot lights.

General Product Information

Apply insecticide directly into cracks and crevices. Apply lightly and uniformly to infested areas. Pay particular attention to cracks and crevices; service ducts; false floors and ceilings; wall voids; around electrical and telephone fittings and equipment; around water and sewer pipes; under and behind cabinets, refrigerators and sinks; around windows and door frames; and in attics and crawl space.

{Note to reviewer: only one set of application instructions will be used. The application instructions will be specific to the product package.}

Application Instructions

{Note to reviewer: application instructions when product is packaged in the plastic tube container only}

- Lightly shake tube before removing cap.
- Hold the tube parallel to the floor and pointed away from you.
- Squeeze once per bait placement.

{Note to reviewer: the entire instructions for inserting the extension are required on the label insert when product is packaged and marketed with an extension.}

[Follow these instructions for inserting extension when additional length is desired:

- Remove the five inch clear extension from the package.
- Unscrew the plastic applicator tip from the tube.
- Note that the extension is smooth on one end and flared at the other end. Insert the smooth end through the back of the applicator tip.

- Push the extension through the applicator tip until the flared end catches, then screw the applicator tip back on the tube. For a shorter extension, cut the tube with scissors.]

Application Instructions

{Note to reviewer: application instructions when product is packaged in the plastic [applicator][puffer] bottle container only}

- Lightly shake product [applicator][puffer] bottle before removing cap.
- Twist the [applicator][puffer] nozzle [{or} puffer straw] [{or} puffer tube] so that it is pointing in the desired direction of application.

{OR}

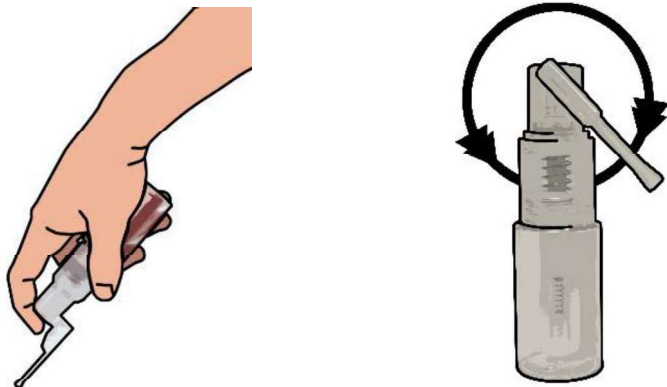
Turn the [applicator][puffer] nozzle [{or} puffer straw] [{or} puffer tube] so that it is pointing in the desired direction of application.

- Hold the [applicator][puffer] bottle with the puffer nozzle [{or} puffer straw] [{or} puffer tube] pointed away from you.
- To apply, depress [{or} push down] [{or} squeeze] once per bait placement.
- When application is complete, place cap back on the [applicator][puffer] bottle, and twist the puffer nozzle [{or} puffer straw] [{or} puffer tube] to original down-ward facing direction [for storage].

{OR}

When application is complete, place cap back on the [applicator][puffer] bottle, and turn the puffer nozzle [{or} puffer straw] [{or} puffer tube] to original down-ward facing direction [for storage].

[Optional Graphics:]



[Continue to shake the tube [puffer] between each “puff” to keep the powder in airborne state. As the tube [puffer] starts to empty, gradually begin tilting it downward, continuing the shaking technique and the parallel to gradual tilting of tube [puffer], allowing for peak efficiency.]

ALL USES

For light infestations 4-6 bait points are recommended per 100sq. ft. of treatment area. For heavy infestation 12-24 bait points are recommended per 100sq. ft. of treatment area. Each bait point should equal about 0.25 to 0.50 grams of product.

{Note to reviewer: when product is packaged in the plastic puffer bottle container}
Apply 20 puffs of the applicator to equal a 0.25 gram bait point application.

Indoor Use

For home treatment in non-food areas place bait into cracks and crevices, holes, pipe chases, undersides of furniture, under drain plates, in or under trash containers, hidden surfaces around sinks and storage areas, behind baseboards, around doors and windows, inside, behind and under cabinets, drawers and shelving, under and behind appliances, such as stoves and refrigerators, and in attics and crawl spaces. Inspect bait placements periodically and re-apply if necessary. Care should be taken to avoid depositing the product onto exposed surfaces. If bait contacts an exposed surface, remove and wash exposed surface.

Outdoor Use

Use for control of (insects) (pests). Inject into cracks and crevices around windows and doors, porches, screens, eaves, patios, garages, under stairways, and in open crawl spaces and other areas where insects may be nesting.

STORAGE AND DISPOSAL

Do not contaminate water, food or feed by storage or disposal.

PESTICIDE STORAGE: Store in a cool dry area away from heat or open flame and inaccessible to children.

PESTICIDE and CONTAINER DISPOSAL: Do not puncture or incinerate. Non-refillable container. Do not reuse or refill this container. **If empty:** Place in trash or offer for recycling if available. **If partially filled:** Call your local solid waste agency for disposal instructions. Never place unused product down any indoor or outdoor drain.

Batch Code:

[WARRANTY

Read the entire Directions for Use and Warranty before using this product. By using this product, user or buyer accepts the following warranty. The directions for use of this product are believed to be adequate and must be followed carefully. It is impossible to eliminate all risks associated with the use of this product. Unintended consequences may result because of unknown factors. All such risks shall be assumed by the user or buyer.

The seller is committed to providing high quality products. To the extent consistent with applicable law, the seller makes no warranties, express or implied, of merchantability or of fitness for a particular purpose or otherwise, that extend beyond statements on this label. To the extent consistent with applicable law, the manufacturer or the seller shall not be liable for indirect, special, incidental or consequential damages. To the extent consistent with applicable law, the exclusive remedy of the user or buyer shall not exceed the purchase price paid.]

[Optional Marketing Statements:]

- Effective and Easy to Use
- Low Odor
- [Non-Staining][dry bait] formula
- Effective Against Cockroaches
- Kills [Ants] [Booklice] [Carpet Beetles] [Crickets] [Drug Store Beetles] [Earwigs] [Flour Beetles] [Grain Weevils] [Silverfish] [Pillbugs] [and] [Sowbugs]
- Kills [Cockroaches] [Ants] [Earwigs] [Silverfish] [and other listed insects]
- Apply to roach hiding areas
- Just one puff [squeeze] per placement
- Kills [Cock]roaches
- Kill the [Cock]roaches you [can't] [don't] see [and the ones you don't]
- Place bait directly into cracks and crevices
- Kills where insects crawl & hide such as cracks and crevices, behind baseboards, & behind and under cabinets, drawers, and appliances

{Note to reviewer: claims specific when product is packaged in the plastic tube container}

- (xx) bait placements [15 g = 60, 20 g = 80, 30 g = 120] [based on light infestation]
- Treats up to (xx) sq ft [15 g = 1500, 20 g = 2,000, 30 g = 3,000][based on light infestation]

{Note to reviewer: claims specific when product is packaged in the plastic puffer bottle container}

- Puffs in all directions
- 360° applicator
- [Adjustable] multi-directional applicator

{optional graphic}

