



UNITED STATES ENVIRONMENTAL PROTECTION AGENCY
WASHINGTON, DC 20460

OFFICE OF CHEMICAL SAFETY
AND POLLUTION PREVENTION

May 15, 2023

Frank R. Terranova
Registering Agent
ProNatural Brands Inc.
7870 Lehigh Crossing, Suite 1
Victor, NY 14564
frtnovab@cs.com

Subject: PRIA Label Amendment – Adding Efficacy Claims
Product Name: LEXX Liquid Sanitizer and Cleaner Concentrate
EPA Registration Number: 91452-1
Received Date: 06/06/2022
Action Case Number: 00368991

Dear Mr. Terranova:

The amended label referred to above, submitted in connection with registration under the Federal Insecticide, Fungicide and Rodenticide Act, as amended, is acceptable. This approval does not affect any conditions that were previously imposed on this registration. You continue to be subject to existing conditions on your registration and any deadlines connected with them.

A stamped copy of your labeling is enclosed for your records. This labeling supersedes all previously accepted labeling. Pursuant to 40 CFR 156.10(a)(6), you must submit one copy of the final printed labeling before you release the product for shipment with the new labeling. In accordance with 40 CFR 152.130(c), you may distribute or sell this product under the previously approved labeling for 18 months from the date of this letter. After 18 months, you may only distribute or sell this product if it bears this new revised labeling or subsequently approved labeling. "To distribute or sell" is defined under FIFRA section 2(gg) and its implementing regulation at 40 CFR 152.3.

Should you wish to add/retain a reference to the company's website on your label, then please be aware that the website becomes labeling under FIFRA and is subject to review by the Agency. See FIFRA section 2(p)(2). If the website is false or misleading, the product would be misbranded and unlawful to sell or distribute under FIFRA section 12(a)(1)(E). 40 CFR 156.10(a)(5) lists examples of statements EPA may consider false or misleading. In addition, regardless of whether a website is referenced on your product's label, claims made on the website may not substantially differ from those claims approved through the registration process, FIFRA section 12(a)(1)(B). Therefore, should the Agency find or if it is brought to our attention that a website contains false or misleading statements or claims substantially differing from the EPA approved registration, the website will be referred to the EPA's Office of Enforcement and Assurance.

Page 2 of 2
EPA Reg. No. 91452-1
Action Case No. 00368991

Your release for shipment of the product constitutes acceptance of these conditions. If these conditions are not complied with, the registration will be subject to cancellation in accordance with FIFRA section 6. If you have any questions, please contact Terria Northern by email at northern.terria@epa.gov

Sincerely,



Marcel Howard, Product Manager, Team 34
Regulatory Management Branch II
Antimicrobials Division (7510M)
Office of Pesticide Programs

Enclosure: Approved label

Notes to reviewer are bracketed []

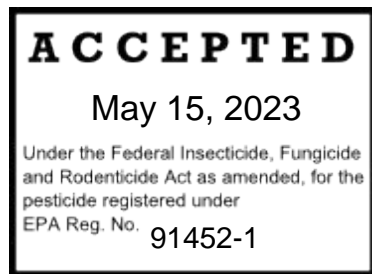
New Statements, bold type, in parenthesis are optional or alternate text ()

LEXX[®] Liquid Sanitizer & Cleaner Concentrate

Alternate Brand Name

LEXX[®]

[The following company logos will be optionally included on the label] (ProNatural Brands)



KEEP OUT OF REACH OF CHILDREN
CAUTION

(Store in cool, dry (,) (well-ventilated area) (-or-) (place))

(Eye and Skin Irritant) (See side (back) panel(s) for additional precautionary statements)

For Household, Institutional and Commercial Use

ACTIVE INGREDIENT

Citric acid.....25.0%

OTHER INGREDIENTS75.0%

TOTAL 100.0%

EPA REG. NO. 91452-1

EPA EST. NO. (as indicated on container / label)

(Beginning of) (batch) (lot) code indicates EPA (Est.) (Establishment) (#) (No.) (Number)

(U.S. Patent xxxxx)

MAUFACTURED BY

PRONATURAL BRANDS, INC.

7870 LEHIGH CROSSING

VICTOR, NY 14564

(SDS) (and) (ingredients) (is) (are) (available at (www.) pronaturalbrands.com)

(Made in the USA)

For general information and questions) (call: 1.844.836.3856) (or) (and)

(email:) (customercare@pronaturalbrands.com)

(For emergency information contact a poison control center or (1.844.836.3856) and have the product container or label on hand)

Net Contents: (0.25 ounce) (0.5 ounce) (1.0 ounce) (1.5 ounces) (2.0 ounces) (4.0 ounces) (5.0 ounces)
 (1/2 gallon (64 ounces)) (1 gallon (128 ounces))

[For smaller package sizes the following wording may be included on the primary package]
 (Not for individual sale)

[When necessary, the following will be added to the final printed label, depending on container type/size]

(Read Additional Precautionary Statements on (side) (back) (panel(s)) (outer carton))
 (Read outer carton label for additional Precautionary Statements and complete Directions for Use)

(See carton for more info) (See (side) (back) (panel(s) for additional Precautionary Statements)

[For Outer Carton] (Read precautionary statements on side panel.) [For Bottle] (Read additional Precautionary Statements on side panel.)

(Batch Code) [to appear on front or back panel of label or immediate container, depending on container type/size]

{Note to reviewer: the following may be used to identify both the producer, supplemental distributor and a specific retailer (who is not the registrant or a supplemental distributor). Brand graphics for the company or retailer may be added to accompany identified parties} (Manufactured by) (Made by) (Produced by) {insert producer only}
 (Distributed by) (sold by)(Packed for) {insert supplemental distributor only}
 (Made for) (marketed by) (sold(exclusively)by) {insert supplemental distributor or retailer that is not also a supplemental distributor}

FIRST AID	
If in eyes:	Hold eye open and rinse slowly and gently with water for 15-20 minutes. Remove contact lenses, if present, after the first 5 minutes, then continue rinsing eye. Call poison control center or doctor for treatment advice.
If on skin or clothing:	Take off contaminated clothing. Rinse skin immediately with plenty of water for 15-20 minutes. Call poison control center or doctor for treatment advice.
FOR MEDICAL EMERGENCY INFORMATION CALL A POISON CONTROL CENTER OR 1.844.836.3856 Have the product container or label with you when calling a poison control center or doctor, or going for treatment.	

{Note to reviewer: All areas where Brand Name, Additional Brand Name, Product name is used to refer to the action to be taken, can be replaced throughout label to be referred as (This) (this) (Product) (product)}

PRECAUTIONARY STATEMENTS

Hazards to Humans and Domestic Animals

Caution: Causes moderate eye and moderate skin irritation. Avoid contact with eyes, skin, or clothing. Wash thoroughly with soap and water after handling and before eating, drinking, chewing gum, using tobacco or using the toilet.

PHYSICAL AND CHEMICALS HAZARDS

Combustible. Do not use or store near heat or open flame. Do not use in combinations with soaps, other detergents or chemicals. Do not use on electrical equipment.

[Optional Marketing Statements]

Kills Coronavirus 2 (SARS-CoV-2) (COVID-19 Virus)³ in 1(-) minute (60(-) seconds))

(Kills (SARS-CoV-2) (COVID-19 Virus)³ in 1(-) minute (60(-) seconds))

(Kills SARS-CoV-2³ which causes COVID-19³ on hard non-porous surfaces IN (1(-) MINUTE(!)) (or) (60 (-) SECONDS(!))

(Kills (the) COVID-19 Virus^{3***} (on back label *** Kills SARS-CoV-2³ on hard non-porous surfaces)

(Virucide)**, against Severe Acute Respiratory Syndrome-Related Coronavirus 2 (SARS-CoV-2) (COVID-19 Virus)³

Kills (the) COVID-19 Virus^{3,***},"Effective against SARS-CoV-2^{3***},"Kills SARS-CoV-2^{3***}(in) (just) (1(-) minute)(60(-)seconds)"

(Formulated with (natural) ingredients)

(No Rinse required!) (Multi-purpose cleaner)

(Botanical Formulation)

(Contains ingredients listed as full green circle, on the Safer Choice list)

(Naturally occurring raw ingredients) (naturally derived formulation)

(Using (Lexx® RTU Disinfectant cleaner) (-or-) (this product) will leave all areas in your home, office, and schools, smelling fresh & clean)

(No more concerns when using (Lexx® RTU Disinfectant cleaner) (-or-) (this product) in your daily cleaning)

(Cleans with the power of Citric Acid, naturally)

(Cleans and Disinfects without (any) (odors) (or) Bleach)

(Kills 99.99% of bacteria, when used according to directions for disinfection^{**1}) (**see back panel for more information^{1,4,5})

(**Kills tested bacteria¹ on hard non-porous surfaces within 10-minutes)

(Sustainable Cleaning = Sustainable living)

(Citric Acid! The Power of Clean)

(Don't Just Rinse...Clean with Lexx®)

(Citrus Fresh Scent) (New Citrus Fresh Scent) (Now with Citrus Oil Scent)

(Fresh Lavender Scent) (Fresh Clean Scent) (Fresh Floral Scent)(New Fresh Lavender Scent)(New (Fresh) (Clean) Scent)

(Cleans with the power of Citric Acid)

(** See back panel for all organisms that (Lexx®) (-or-) (this product) Kills in its contact time, when used as directed^{1,2,3,4,5})

(Disinfects non-food contact surfaces in (ten) (-or-) (10-) minutes for the following organisms^{1**})

(**see back (-or-) (side) panel for more information^{1,2,3,4,5,6})

(Kills tested bacteria¹ on hard non-porous surfaces within 10 minutes) (** specifically Staphylococcus aureus¹, Pseudomonas aeruginosa¹, Escherichia coli¹, Klebsiella pneumoniae (CRE)¹, Acinetobacter baumannii (MDR)¹, Staphylococcus aureus (MRSA)¹)

(Detergent/Sanitizer)
(Milkstone Remover)
(Milkstone Preventer)
(Prevents and Removes Milkstone)
(Tea Brewer Cleaner & Sanitizer⁶)
(Tea Brewer/Dispenser Cleanser and Sanitizer⁶)
(Sanitizer)
(Sanitizer for Frozen Dessert Machines⁶)
(Sanitizer for Frozen and Non-Frozen Dessert Machines⁶)
(Sanitizer/Cleaner)
(Sanitizer/Cleaner for Frozen Dessert Machines**⁶)
(Sanitizer/Cleaner for Frozen and Non-Frozen Dessert Machines⁶)
(Sanitizer and Cleaner for Frozen Dessert Machines**⁶)
(Sanitizer and Cleaner for Frozen and Non-Frozen Dessert Machines⁶)
(Cleaner and Sanitizer for Frozen Dessert and Beverage Machines*⁶)
(Cleaner and Sanitizer for Frozen and Non-Frozen Dessert and Beverage Machines⁶)
(Cleaner and Sanitizer for (Draught)(Draft)(Craft) Beer Lines⁶)
(Cleaner and Sanitizer for Wineries⁶)
(Cleaner and Sanitizer for Winery Equipment and Wine Lines⁶)
(Allow surfaces to come to room temperature prior to (disinfection) (-or-) (sanitization))
(General Purpose Cleaner and Sanitizer for Utensils, Dishes, Glasses, Food-Contact Machine Parts,
(Floors, Countertops & Stationary Equipment Surfaces⁶)
(General Purpose Cleaner and Sanitizer for Hard, Non-Porous Surfaces)
(Cleaner and Sanitizer for Ice Machine Bins and Evaporators⁶) (Sanitizer and
Cleaner)
(Works exclusively with Hydra Rinse[®])
(Hydra Rinse[®])(- Hydra Rinse[®])
(For Hydra Rinse[®])
(Kills 99.999% of bacteria on food contact surfaces within 1 minute**⁴) (**when used according
to the use direction for sanitization^{4,5}) (, specifically, Escherichia coli⁴, Staphylococcus aureus⁴,
Listeria monocytogenes⁴, Salmonella enterica⁴, and Campylobacter jejuni⁴)
(One-step cleaner and sanitizer for hard, non-porous surfaces^{4,5, 6})
(Cleans and sanitizes without bleach)
(Cleans and sanitizes with no)(more)((-and/or-) bleach (odors))
(Bactericide)(Bactericidal)(Antimicrobial)
(Suitable for use in (homes,)(schools,)(offices,)(hotels,)(food preparation
facilities,)(restaurants,)(kitchens,)(cafeterias,)(food storage areas)(-and/or- fitness gyms) (Kills
odor causing bacteria)
(Vanilla Scented)
(Vanilla Scent)
(Now with a Vanilla Scent)
(Scented with Vanillin)
(New Scent)
(Bactericide -or- Bactericidal)
(Broad spectrum disinfectant [cleaner])

(Cleaner and disinfectant)
(Cleans, disinfects and deodorizes)
(Designed for healthcare)
(Disinfecting formula)
(Disinfects -and/or- deodorizes -and/or- kills bacteria)
(Kills bacteria on hard non-porous surfaces, when used according to use directions for disinfection¹)
(For healthcare use)
(For hospital use)
(For terminal cleaning)
(Hospital disinfectant cleaner)
(Kills and cleans)
(Use in areas you are concerned may promote bacterial -and/or-
virucidal growth ie: bathroom and kitchen surfaces, garbage areas or
similar)
(Use -or- cleans and disinfects on healthcare hard non-porous
surfaces)
(Versatile cleaner disinfectant)
(Cleaner)
(Disinfectant)
(Detergent)
(Virucide)
(Deodorizer)
(For Hospital, Medical, Institutional, and Industrial Use)
(Hospital broad spectrum disinfectant)
(General Purpose disinfectant)
(Disinfectant, Sanitizer, and Cleaner Concentrate)
(Sanitizer and Cleaner Concentrate)
(Disinfectant and Cleaner Concentrate)
(Disinfectant, Sanitizer, and Cleaner)
(Liquid Disinfectant, Sanitizer, and Cleaner Concentrate)
(Liquid Sanitizer and Cleaner Concentrate)
(Liquid Disinfectant and Cleaner Concentrate)
(Liquid Disinfectant, Sanitizer, and Cleaner)

[The NSF listed logo will be optionally included on the label on the back or side panel]



DIRECTIONS FOR USE

It is a violation of Federal Law to use this product in a manner that is inconsistent with labeling.

[Directions for Concentrates that are Manually Diluted]

**Lexx Liquid Sanitizer & Cleaner Concentrate required use dilution
[for concentrated liquid]**

(Food Contact Surface Sanitizing: 1 fluid oz. to 1 gal. water (1:128 dilution))

(Non-Food Contact Surface One-Step Cleaning and Sanitizing: 2 fluid oz. to 1 gal. water (1:64 dilution))

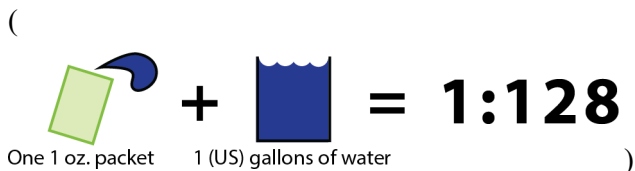
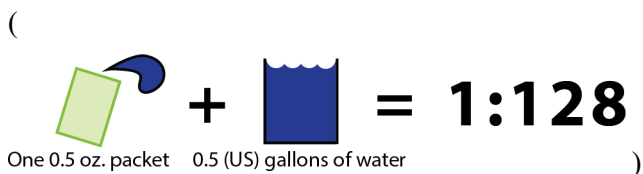
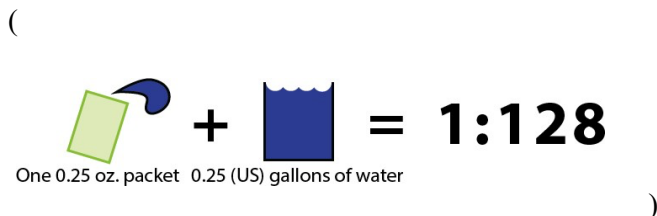
(Non-Food Contact Surface Disinfection: 4 fluid oz. to 1 gal. water (1:32 dilution))

**[Directions for 64 fl oz “EZ-Mix” (also called Pro Mix or Pro Mixx) Container that
Automatically Dilutes Concentrate]**



**Lexx Liquid Sanitizer & Cleaner Concentrate required use dilution
[for concentrated liquid]** (1 fluid oz. to 1 gal. water (1:128 dilution)).



- 1) Hook up the (EZ-Mix) (Pro Mix) (Pro Mixx) container to a water source.
- 2) Select either bottle or bucket dispensing using the selectable button
- 3) Squeeze the bottle trigger to dispense the diluted solution (1:128 dilution) into a bottle, bucket, or other suitable container



[Icons that will be included on smaller package sizes to aid with LEXX concentrate dilution]







(



 +  = **1:128**
(One 1.5 oz. packet 1.5 (US) gallons of water)



(
 +  = **1:128**
) (One 2 oz. packet 2 (US) gallons of water)

(
 +  = **1:64**
) (One 0.5 oz. packet 0.25 (US) gallons of water)

(
 +  = **1:64**
) (One 1 oz. packet 0.5 (US) gallons of water)

(
 +  = **1:64**
) (One 2 oz. packet 1 (US) gallons of water)

(
 +  = **1:32**
) (One 1 oz. packet 0.25 (US) gallons of water)

(
 +  = **1:32**
) (One 2 oz. packet 0.5 (US) gallons of water)

(REFER TO YOUR MACHINE OPERATOR’S MANUAL FOR DETAILED INSTRUCTIONS ON HOW TO CLEAN AND SANITIZE WITH LEXX)

(LEXX Liquid Sanitizer & Cleaner is used (for cleaning and sanitizing frozen and non-frozen dessert and beverage machines) (and) (for cleaning and sanitizing hard, non-porous surfaces, allowing surfaces to come to room temperature prior to treatment.)

(such as:) (Glass;) (Glazed ceramic and porcelain surfaces;) (Laminates;) (Metals;), (Plastics;) (Sealed natural and stone surfaces;) (Sealed cement surfaces;) (and) (Sealed tile))

[Directions for liquid concentrate]

MANUAL CLEANING AND SANITIZING FROZEN AND NON-FROZEN DESSERT AND BEVERAGE MACHINES

(Soft-serve ice cream & shake freezers,) (batch freezers,) (frozen yogurt,) (frozen custard,) (frozen carbonated beverages,) (smoothie machines,) (shaved iced machines,) (slush machines,) (Fruit and vegetable juice squeezers and dispensers,) (and/or) (Other frozen and non-frozen dessert and beverage machines)

MANUAL MACHINE CLEANING AND DISASSEMBLY INSTRUCTIONS

1. Refer to the machine manufacturer's directions for detailed cleaning and sanitizing instructions. Allow surfaces to come to room temperature prior to treatment
2. Drain food product from hopper or (dispenser) and freezing or cooling cylinder.
3. Rinse with water until water is clear.
4. Dilute 1 to 2 fluid oz. of LEXX liquid concentrate into 1 gallon of water and pour into hopper/dispenser.
5. Follow the manufacturer's wash instructions to circulate the LEXX sanitizing and cleaning solution to clean the machine. Alternatively, following the manufacturer's instructions, manually brush clean the machine using the LEXX sanitizing and cleaning solution. Ensure that the sanitizing and cleaning solution is applied to all surfaces and stays wet for at least one minute.
6. Drain the LEXX sanitizing and cleaning solution completely.
7. Following the manufacturer's directions, place all removable parts in a sink. Clean and sanitize by soaking for at least one minute using LEXX sanitizing and cleaning solution (1 fluid oz. of LEXX liquid concentrate into 1 gallon of water). Allow removable parts to dry. Follow local health codes.
8. Repeat procedures for each hopper or dispenser and freezing or cooling cylinder, but DO NOT REUSE SOLUTION.

MACHINE ASSEMBLY AND SANITIZING INSTRUCTIONS

1. Following the operator's manual, assemble the machine and lubricate all required parts
2. Dilute 1 fluid oz. of LEXX liquid concentrate into 1 gallon of water to prepare a sanitizing solution. Pour into hopper (or dispenser) of assembled machine allowing all surfaces to come to room temperature prior to treatment.
3. Follow the manufacturer's wash instructions to circulate the LEXX sanitizing solution and sanitize the machine for at least one minute.
4. Drain solution completely. DO NOT RINSE. Follow local health codes.
5. Repeat procedures for each hopper or dispenser and freezing or cooling cylinder, but DO NOT REUSE SOLUTION.

[AND/OR]

[Directions for liquid concentrate]

SEMI-AUTOMATED CLEANING AND SANITIZING FROZEN AND NON-FROZEN DESSERT AND BEVERAGE MACHINES USING THE HYDRA-RINSE CLEANING SYSTEM

(Soft-serve ice cream & shake freezers,) (batch freezers,) (frozen yogurt,) (frozen custard,) (frozen carbonated beverages,) (smoothie machines,) (shaved iced machines,) (slush machines,) (fruit and vegetable juice squeezers and dispensers,) (and/or) (Other frozen and non-frozen dessert and beverage machines)

SEMI-AUTOMATED CLEANING, DISASSEMBLY, AND SANITIZING INSTRUCTIONS

1. Follow manufacturer's directions to remove food product from machine. Allow surfaces to come to room temperature prior to treatment. For cleaning removable parts, mix 1 fluid oz. of LEXX® liquid concentrate into 1 gallon of water.
2. Follow the Hydra Rinse Operator's Manual to remove any identified parts from the machine. Place the removed parts into the cleaning solution and thoroughly clean parts.
3. Follow Hydra Rinse Operator's Manual for installation on the machine and usage. Ensure that the LEXX® liquid concentrate container is properly placed into the Hydra Rinse holder and present during operation and a water source is attached to the Hydra Rinse.
4. Following the Operator's Manual, start the Hydra Rinse and allow it to complete the washing and sanitizing cycles. During this process, the Hydra Rinse will automatically clean the machine with LEXX® liquid concentrate diluted in a 1:128 ratio with tap water and then rinse the cleaned machine with water, with the rinsed surfaces at room temperature after the cleaning/rinsing process. The Hydra Rinse will then dilute the LEXX® liquid concentrate in a 1:128 ratio with tap water to produce the sanitizing solution. The Hydra Rinse will circulate the sanitizing solution throughout the machine, which has surfaces to be sanitized at room temperature, for a minimum of 2 minutes to ensure complete sanitization.
5. For the removed parts, mix another 1 fluid oz. of LEXX® liquid concentrate into 1 gallon of water to prepare a sanitizing solution. Place the previously-cleaned parts into the sanitizing solution for at least 1 minute. Follow manufacturer's directions to reassemble the machine.
6. Remove the Hydra Rinse from the machine and drain any remaining solution from the machine. **DO NOT RINSE. DO NOT REUSE SOLUTION.** Follow local health codes.

[AND/OR]
[Directions for liquid concentrate]

MAINTENANCE PROCEDURES FOR ICED TEA BREWERS/DISPENSERS

1. Drain tea from brewer/dispenser and discard tea.
2. Dilute 1 fluid oz. of LEXX® liquid concentrate per 1 gallon of water. Pour sanitizing and cleaning solution into brewer/dispenser.
3. Place the brew funnel into the sanitizing and cleaning solution and allow the surfaces to come to room temperature prior to treatment then allow the solution to soak for at least 1 (one) minute.
4. Remove brew funnel and drain approximately one half of the sanitizing and cleaning solution through the spigot. Drain the remainder by taking the brewer/dispenser to the sink, swirling the solution to suspend any particulates, and pouring the cleaning and sanitizing solution out from the top of the brewer/dispenser. Rinse out any remaining particulates with water, if needed.
5. Prepare a sanitizing solution by diluting 1 fluid oz. of LEXX® liquid concentrate per 1 gallon of water and pour into brewer/dispenser.
6. Drain a small amount of sanitizing solution into a container and retain solution for soaking the spigot.
7. Place brew funnel into sanitizing solution for at least 1 minute, remove, and allow to air dry. DO NOT RINSE.
8. Drain sanitizing solution through the spigot and dump any residual solution out from the top of the brewer/dispenser. Allow to air dry. DO NOT RINSE. Follow local health codes. Dismantle spigot and soak in retained sanitizing solution for at least 1 minute. Remove spigot and allow to air dry. DO NOT RINSE.

[AND/OR]
[Directions for liquid concentrate]

MANUAL CLEANING AND SANITIZING ICE MACHINES

Cleaning and Sanitizing the Ice Machine Evaporator

1. Follow the ice machine manufacturer's instructions to clean and sanitize the evaporator. Allow surfaces to come to room temperature prior to treatment.
2. Turn off refrigeration, but leave the machine pump on.
3. Dilute 1 fluid oz. of LEXX liquid concentrate per 1 gallon of water to prepare a cleaning solution.
4. Following the ice machine manufacturer's instructions, pour the cleaning solution into the unit per manufacturer's instructions and allow to circulate for at least 30 minutes.
5. For areas that require cleaning but are not contacted by the cleaning solution, manually brush clean those areas using the cleaning solution.
6. Ice machine drums can be cleaned by soaking in solution prepared by diluting 1 fluid oz. of LEXX liquid concentrate per 1 gallon of water.
7. Drain the unit and rinse with fresh water.
8. Prepare a sanitizing solution by diluting 1 fluid oz. of LEXX® liquid concentrate per 1 gallon of water.
9. Sanitize the ice machine evaporator, at room temperature, by pouring the sanitizing solution into the unit per the manufacturer's instructions. Ensure that the sanitizing solution completely contacts all required evaporator surfaces for at least 1 minute.
10. Drain sanitizing solution. DO NOT RINSE.

Cleaning and Sanitizing the Ice Machine Bin

1. Follow the ice machine manufacturer's instructions to clean and sanitize the ice bin.
2. Turn off the machine and water supply.
3. Remove ice from bin and discard. Allow surfaces to come to room temperature prior to treatment.
4. Dilute 1 fluid oz. of LEXX® liquid concentrate per 1 gallon of water to prepare a cleaning solution.
5. Following the ice machine manufacturer's instructions, pour the cleaning solution into the ice bin.
6. Brush clean the ice bin.
7. For any removable parts that require cleaning, soak in a solution prepared by diluting 1 fluid oz. of LEXX® liquid concentrate per 1 gallon of water.
8. Prepare a sanitizing solution by diluting 1 fluid oz. of LEXX® liquid concentrate per 1 gallon of water.
9. Follow steps 5 – 7 above using the prepared sanitizing solution, making sure the solution completely covers the whole surface, at room temperature, for at least 1 minute. Drain solution. DO NOT RINSE. Follow local health codes.

[AND/OR]

[Directions for liquid concentrate]

MANUAL CLEANING AND SANITIZING BEER AND WINE LINES AND EQUIPMENT

Cleaning Beer and Wine Lines and Equipment

1. Follow the beer or wine dispensing equipment manufacturer's directions for disassembling the lines and associated dispensing equipment such as valves.
2. Thoroughly drain lines of any fluid. Allow surfaces to come to room temperature prior to treatment
3. Dilute 1 fluid oz. of LEXX® liquid concentrate per 1 gallon of water to prepare a cleaning solution.
4. Clean removed parts, such as valves, using the diluted LEXX® solution.
5. Follow the beer or wine dispensing equipment manufacturer's directions for cleaning the lines with diluted LEXX® solution.
6. After initial cleaning, let the LEXX® solution soak the lines for at least 2 minutes.
7. Drain the lines of the LEXX® solution and remove any parts from the diluted LEXX® solution.

Sanitizing Beer and Wine Lines and Equipment

1. Prepare a sanitizing solution by diluting 1 fluid oz. of LEXX® liquid concentrate per 1 gallon of water. Allow surfaces to come to room temperature prior to treatment.
2. Sanitize removed parts by spraying or dipping them with the LEXX® sanitizing solution and letting the LEXX® solution contact the parts for at least 1 minute. Drain excess liquid but DO NOT RINSE. Follow local health codes.
3. Sanitize the lines using the LEXX® sanitizing solution and let the LEXX® solution sit in the lines for at least 1 minute. Drain excess liquid but DO NOT RINSE. Follow local health codes.
4. Reassemble the beer or wine dispensing equipment.

5. Run a small amount of beer or wine through the dispensing equipment to flush any excess LEXX sanitizing solution and discard.

[AND/OR]

[Directions for liquid concentrate]

COUNTERTOPS & STATIONARY FOOD PROCESSING EQUIPMENT SURFACES

1. Clean surfaces using a solution prepared by mixing 1 to 2 fluid oz. of LEXX® liquid concentrate per 1 gallon of water. Allow surfaces to come to room temperature prior to treatment.
2. Rinse surfaces with potable water.
3. Mix the appropriate amount of sanitizing solution by diluting 1 fluid oz. of LEXX® liquid concentrate per 1 gallon of water.
4. Sanitize surfaces by applying solution with a clean cloth, sponge, spray, or completely flood surface making sure the solution completely covers the whole surface for at least 1 minute. Let air dry. DO NOT RINSE. Follow local health codes.

[AND/OR]

[Directions for liquid concentrate]

GENERAL PURPOSE CLEANING AND SANITIZING

(Hard, non-porous surfaces, such as sinks, cutting boards, counter tops, salad preparation surfaces, utensils, dishes, glasses, and miscellaneous food-contact machine parts in kitchens, restaurants, other eating establishments, dairies, and food processing plants)

1. Rinse and remove all loose food soil substances.
2. Dilute 1 to 2 fluid oz. of LEXX® liquid concentrate per 1 gallon of water.
3. Clean surfaces by applying solution to surface via various means such as low-pressure spray, wiping, brushing, or dipping.
4. Rinse with potable water.
5. Make sanitizing solution by diluting 1 fluid oz. of LEXX® liquid concentrate per 1 gallon of water.
6. Apply sanitizer via various means such as low-pressure spray, wiping, brushing, or dipping.
7. Allow sanitizer to completely and visibly wet surfaces for at least one minute or for a contact time specified by local health codes.
8. Drain and allow sanitized surfaces to air dry. DO NOT RINSE. Follow local health codes.

[AND/OR]

[Directions for liquid concentrate]

ONE-STEP CLEANING AND SANITIZING OF NON-FOOD CONTACT SURFACES (Hard, non-porous surfaces, such as (floors,)(walls,)(garbage cans,)(sports equipment,)(prostheses and orthotics,)(car, boat, airplane and train surfaces and cavities,)(finished woodwork,)(laminated surfaces,)(glazed tile,)(metals,)(glass,)(fiberglass,)(plastic,)(-and/or- vinyl and similar polymers) and any other non-porous surface where bacteria or unpleasant odors are a concern.)

1. Dilute 2 fluid oz. of LEXX® liquid concentrate per 1 gallon of water.
2. For heavily soiled areas, clean excess dirt first.
3. Clean and sanitize surfaces by applying solution to surface via various means such as low-pressure spray, wiping, brushing, or dipping.
4. Allow sanitizer to completely and visibly wet surfaces for at least two minutes.
5. Drain, wipe, or remove any excess and allow sanitized surfaces to air dry. No rinsing is required.

[AND/OR]

[Directions for liquid concentrate]

DISINFECTING NON-FOOD CONTACT SURFACES

Cleaning Non-Food Contact Surfaces

1. Make cleaning solution by diluting 1 to 4 fluid oz. of LEXX® liquid concentrate per 1 gallon of water.
2. Clean surfaces by applying solution to surface via various means such as low-pressure spray, wiping, brushing, or dipping.
3. Rinse surface with potable water.

Disinfecting Non-Food Contact Surfaces

1. Make disinfecting solution by diluting 4 fluid oz. of LEXX® liquid concentrate with water to a total of 1 gallon.
2. Disinfect surfaces by applying solution to surface via various means such as low-pressure spray, wiping, brushing, or dipping.
3. Allow disinfectant to completely and visibly wet surfaces, remaining wet for at least 10 minutes.
4. When disinfecting for Coronavirus (SARS-CoV-2) COVID-19 virus³, surfaces must remain visibly wet for at least 1- (one) minute.
5. Drain, wipe, or remove any excess and allow disinfected surfaces to air dry. **DO NOT RINSE.**

[Use Sites: may be listed on product label]

(Airplanes)

(Bathroom)

(Blood bank)

(Boats)

(Breweries)

(Buses and automobiles)

(Clinic)

(Commercial kitchens)

(Day care center)

(Dental office)

(Distilleries)

(Doctor's office)

(Food service facilities)	(Public eating places)
(Gymnasium)	(Public facility)
(Health care facility)	(Recreational center)
(Health club)	(Restaurant)
(Hospital)	(Restrooms)
(Hotel/motel)	(School bus/vehicle)
(Kennel)	(Schools)
(Laboratories)	(Shelters)
(Laundromat)	(Sports care and athletic facilities)
(Laundry rooms)	(Trains)
(Locker rooms)	(Trucks)
(Nursing home)	(Vehicles)
(Office building)	(Veterinary office)
(Patient room)	(Waiting room)
(Pharmacy)	(Weight room)
(Physician's office)	(Wineries)

[Additional hard, non-porous surfaces: may be listed on product label]

(Bathroom surfaces)	(Metal)
(Bathtub)	(Mirror)
(Bidet)	(Outdoor [patio] furniture)
(Brass)	(Parquet)
(Cabinets)	(Patient chairs)
(Car, boat, airplane, and train surfaces and cavities)	(Pens)
(Ceramic floor)	(Plastic)
(Chairs)	(Polypropylene)
(Chrome)	(Portable pet carriers)
(Countertops)	(Portable toilet)
(Desk)	(Prostheses and orthotics)
(Door knob)	(PVC)
(Drinking fountains)	(Recycling bins)
(Examination tables)	(Refrigerator [exteriors] [interiors at room temperature])
(Faucets)	(Sealed granite)
(Fiberglass)	(Sealed marble)
(Fixtures)	(Sealed quartz)
(Floors)	(Sealed stone)
(Furniture)	(Shower curtain [plastic])
(Garbage [cans] [pails] [bins])	(Sinks)
(Glass)	(Sports equipment)
(Glazed ceramic [tile])	(Stainless steel)
(Glazed porcelain [tile])	(Stretchers)
(Laminate [surfaces])	(Table tops)
(Linoleum)	(Telephones)

(Toilet seats)	(Vinyl [tile])
(Tools)	(Walls)
(External surface of Urinals only)	(Washable walls)
(Veterinary care surfaces ie. surgical/prep tables, countertops, medical equipment, cage areas, patient rooms or similar)	(Wheelchairs)
(Vinyl)	(Whirlpool interiors)

[The following statement only to be used on institutional labels with medical use sites, medical devices and/or bloodborne pathogens]

(This product is not to be used as a terminal sterilant/high level disinfectant on any surface or instrument that (1) is introduced directly into the human body, either into or in contact with the bloodstream, or normally sterile areas of the body, or (2) contacts intact mucous membranes, but which does not ordinarily penetrate the blood barrier or otherwise enter normally sterile areas of the body. This product may be used to preclean or decontaminate critical or semi-critical medical devices prior to sterilization or high-level disinfection.)

(To Preclean Instruments Prior to Terminal Sterilization/High Level Disinfection:

As a precleaning spray - Place instruments into a suitable container. Spray diluted LEXX® (1:32 dilution) onto instruments to thoroughly and visibly wet all surfaces. Let stand for up to 10 minutes. Rinse instruments.

As a manual instrument cleaner - Thoroughly pre-rinse dirty instruments under running water to remove visible, gross debris. Immerse prerinsed instruments into an appropriate size container filled with LEXX® (1:32 dilution). Scrub instruments using a stiff bristle brush until visibly clean. Submerge instruments while scrubbing. Rinse instruments thoroughly. Change solution daily. Follow with an appropriate disinfection process. Cleaning of critical and semi-critical devices must be followed by an appropriate terminal sterilization/high-level disinfection process.)

(To Disinfect Non-Critical, Precleaned Instruments:

Instruments must be thoroughly precleaned to remove excess organic debris, rinsed, and rough dried. Clean and rinse lumens of hollow instruments. Spray visible surfaces of lumens with this product. Only clearly visible surfaces of instruments can be pre-cleaned with LEXX®. Spray all surfaces of instruments with LEXX® (1:32 dilution) until thoroughly and visibly wet. Let stand for 10 minutes. Wipe with a clean, damp cloth or paper towel and allow to air dry.)

(Hospitals/Healthcare facilities:

LEXX® cleans, disinfects and deodorizes hard, nonporous (hospital) (-and/or- medical) surfaces. When used as directed, LEXX® diluted 1:32 is effective as a disinfectant and a cleaner on hard, nonporous surfaces, allowing surfaces to remain visibly wet during the contact time. Removes dirt, grime, fungus, mold, food residue, blood and other organic matter commonly found in hospitals (in -and/or- health care facilities) (on medical surfaces). All visible soil must be removed prior to disinfection. It (also) eliminates odors leaving surfaces smelling clean and fresh. Use where odors are a problem. LEXX® is a concentrated (broad spectrum) (disinfectant) designed for disinfecting (deodorizing) (of) hard, nonporous surfaces, when surfaces remain visibly wet during the contact time. LEXX® also is designed for general cleaning (of) hard, nonporous surfaces, keeping your home smelling fresh and clean.)

(

Food contact surface list of microorganisms for sanitization applications	ATCC #	Kill Rate
Salmonella enterica ⁴	10708	99.999% in 1 minute
Escherichia coli (E. coli) ⁴	11229	99.999% in 1 minute
Campylobacter jejuni ⁴	29428	99.999% in 1 minute
Listeria Monocytogenes (Listeria) ⁴	15313	99.999% in 1 minute
Staphylococcus aureus (Staph) ⁴	6538	99.999% in 1 minute

)

(

Non-Food contact surface list of microorganisms for sanitization applications	ATCC #	Kill Rate
Enterobacter aerogenes ⁵	13048	99.9% in 2 minutes
Staphylococcus aureus (Staph) ⁵	6538	99.9% in 2 minutes

)

(

Surface list of microorganisms for disinfectant application	ATCC #	Contact Time
Staphylococcus aureus ¹	6538	10 Minute
Pseudomonas aeruginosa ¹	15442	10 Minute
Escherichia coli ¹	11229	10 Minute
Klebsiella pneumoniae (CRE) ¹	BAA-2146	10 Minute
Acinetobacter baumannii (MDR) ¹	BAA-1605	10 Minute
Staphylococcus aureus (MRSA) ¹	33591	10 Minute
Feline calicivirus, Strain F-9 (norovirus surrogate) ²	VR-782	10 Minute
Severe Acute Respiratory Syndrome-Related Coronavirus 2 (SARS-CoV-2) (COVID-19 Virus) ³	USA-WA 1/2020	1 minute (60 seconds)

)

Emerging Pathogens Statement

[The following statements shall be made only through the following communications outlets: technical literature distributed exclusively to health care facilities, physicians, nurses and public health officials, “1-800” consumer information services, social media sites and company websites (non-label related). These statements shall not appear on marketed (final print) product labels.]

This product qualifies for emerging viral pathogen claims per the EPA’s ‘Guidance to Registrants: Process for Making Claims Against Emerging Viral Pathogens not on EPA-Registered Disinfectant Labels’ when used in accordance with the appropriate use directions indicated below.

This product meets the criteria to make claims against certain emerging viral pathogens from the following viral categories:

- Enveloped Viruses
- Large Non-Enveloped Viruses

<i>For an emerging viral pathogen that is a/an...</i>	<i>...follow the directions for use for the following organisms on the label:</i>
Enveloped virus	Feline calicivirus ² (Norovirus surrogate)
Large, non-enveloped virus	Feline calicivirus ² (Norovirus surrogate)

LEXX® Liquid Sanitizer & Cleaner Concentrate has demonstrated effectiveness against viruses similar to [name of emerging virus] on hard, non-porous surfaces. Therefore, LEXX® Liquid Sanitizer & Cleaner Concentrate can be used against [name of emerging virus] when used in accordance with the directions for use against Feline calicivirus², Strain F-9 (norovirus surrogate) on hard, non-porous surfaces. Refer to the [CDC or OIE] website at [pathogen-specific website address] for additional information.

[Name of illness/outbreak] is caused by [name of emerging virus]. LEXX® Liquid Sanitizer & Cleaner Concentrate kills similar viruses and therefore can be used against [name of emerging virus] when used in accordance with the directions for use against Feline calicivirus², Strain F-9 (norovirus surrogate) on hard, non-porous surfaces. Refer to the [CDC or OIE] website at [website address] for additional information.)

Footnotes

- ¹ Kills tested bacteria killed in 10-minutes on hard non-porous surfaces, when used as directed
- ² Kills Feline calicivirus (Norovirus surrogate) in 10-minutes on hard non-porous surfaces, when used as directed
- ³ Kills Coronavirus 2 (SARS-CoV-2) (COVID-19 Virus) in 1-minute (60-seconds) on hard non-porous surfaces, when used as directed
- ⁴ Sanitizes 99.999% of tested bacteria on food contact surfaces in 1-minute
- ⁵ Sanitizes 99.9% of tested bacteria on non-food contact surfaces in 2-minutes
- ⁶ Allow surfaces to come to room temperature prior to treatment

STORAGE AND DISPOSAL

Do not contaminate water, food, or feed by storage or disposal.

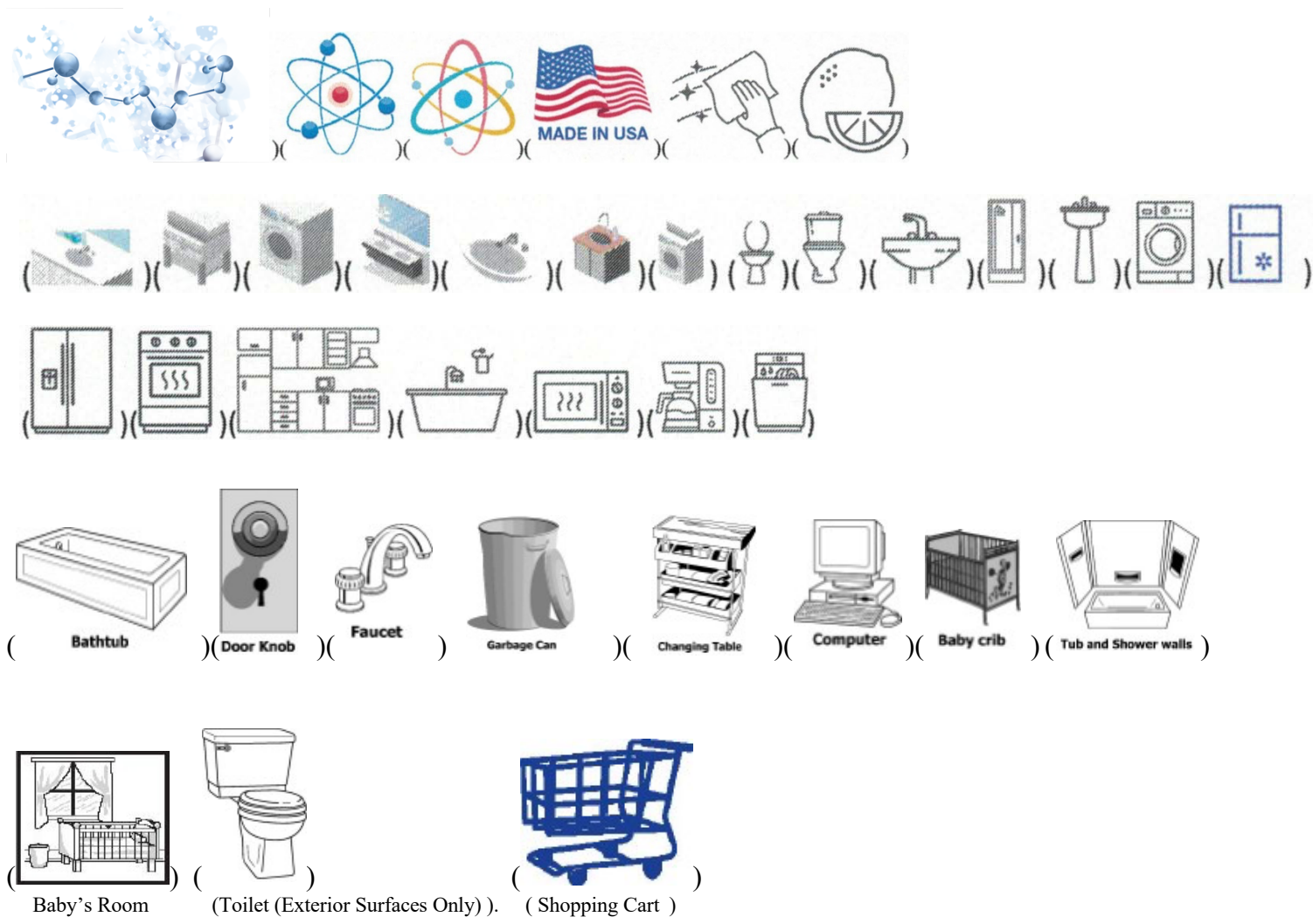
PESTICIDE STORAGE: Combustible. Do not use or store near heat or open flame. Store in cool, dry (,) (well-ventilated area) (-or-) (place). Keep product container closed and tightly capped when not in use.

PESTICIDE DISPOSAL: Waste resulting from the use of this product may be disposed of on site or at an approved waste disposal facility.


CONTAINER HANDLING: [Outside carton] (Carton:) Offer for recycling, if available, or discard in trash. [1 gal. plastic bottle] (Bottle:) Nonrefillable container. Do not reuse or refill this container. Triple rinse as follows: Empty the remaining contents into application equipment or a mix tank and drain for 10 seconds after the flow begins to drip. Fill the container $\frac{1}{4}$ full with water and recap. Shake for 10 seconds. Follow Pesticide Disposal instructions for rinsate disposal. Repeat this procedure two more times. Offer for recycling, if available, or discard in trash.

ADDITIONAL GRAPHICS [Optional Images to be added to label]


{Note to Reviewer: These are representative icons / descriptions for use sites/application methods that may appear on the label listed with the appropriate directions for use, PPE or package type. Toilets and urinal graphics should be qualified with “*exterior surfaces only” under or near the graphic}



{NOTE TO REVIEWER: The following fruit icons/graphics can only be used with product that is lemon, orange or citrus scented.}




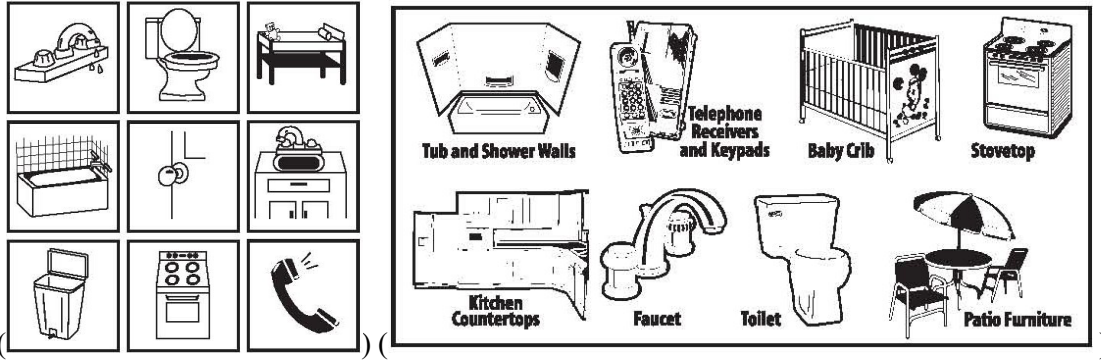
{NOTE TO REVIEWER: The following floral/lavender icons/graphics can only be used with product that is floral or lavender scented.}

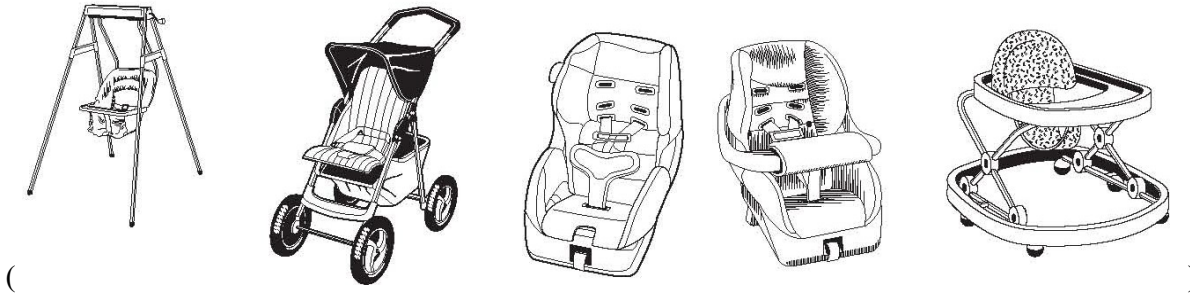


{Note to reviewer the exact virus image below may be used in association with SARS-CoV-2^{3*} marketing claims and applicable directions for use as a stylized graphic including any of the following statements: “Kills (the) COVID-19 Virus^{3,*}”; “Effective against SARS-CoV-2^{3*}”; “Kills SARS-CoV-2^{3*} (in) (just) (1(-)minute) (60 (-) seconds)”.



()





(OR)

(sink with faucet)

(work station tub or sink)

(rubber gloves) (masks) (PPEs)

(table)

(chair)

(bed frame)

(wall)

(cabinet)

(doorknob)

(garbage can)

(non-wooden picnic table)

(outdoor furniture except cushions and wood frames).

(Telephone)

(non-food contact counter tops, equipment, shelves, racks and carts)

(shower stalls)

(shower doors and curtains)

(tubs)

(glazed tiles)

(toilets- exterior surfaces only)

(urinals- exterior surfaces only)

(glazed porcelain tile) and (restroom fixtures).

(wheelchair)

(walkers/canes)

(non-porous hard surfaces of workout/gym equipment)

(non-porous hard services of child car seats, highchairs, baby swings, strollers, baby walkers)

(vehicle) (boat) (RV) (trailer)

(Recycling logo)

{Note to reviewer: Only for containers which may be recycled per storage and disposal directions}

(American flag logo) {Note to reviewer: May only be used on labels which carry "Made in USA" or "Assembled in America" marketing statements.}

(Brand or Company name specific graphics, logos, and stylized fonts including background patterns and fill colors)