



U.S. ENVIRONMENTAL PROTECTION AGENCY

Office of Pesticide Programs
Registration Division (7505P)
1200 Pennsylvania Ave., N.W.
Washington, D.C. 20460

EPA Reg.
Number:

90780-16

Date of Issuance:

11/4/20

NOTICE OF PESTICIDE:

☒ Registration
☐ Reregistration
(under FIFRA, as amended)

Term of Issuance:

Conditional

Name of Pesticide Product:

TC Mouse Killer 120-Purple

Name and Address of Registrant (include ZIP Code):

Jane Rothwell
Sr. Analyst, Regulatory Affairs
The Scotts Company LLC d/b/a Tomcat Brands
Po Box 190
Marysville, OH 43040

Note: Changes in labeling differing in substance from that accepted in connection with this registration must be submitted to and accepted by the Registration Division prior to use of the label in commerce. In any correspondence on this product always refer to the above EPA registration number.

On the basis of information furnished by the registrant, the above named pesticide is hereby registered under the Federal Insecticide, Fungicide and Rodenticide Act.

Registration is in no way to be construed as an endorsement or recommendation of this product by the Agency. In order to protect health and the environment, the Administrator, on his motion, may at any time suspend or cancel the registration of a pesticide in accordance with the Act. The acceptance of any name in connection with the registration of a product under this Act is not to be construed as giving the registrant a right to exclusive use of the name or to its use if it has been covered by others.

This product is conditionally registered in accordance with FIFRA section 3(c)(7)(A). You must comply with the following conditions:

1. Submit and/or cite all data required for registration/reregistration/registration review of your product under FIFRA when the Agency requires all registrants of similar products to submit such data.

Signature of Approving Official:

Venus Eagle, Product Manager 01
Invertebrate and Vertebrate Branch 3, Registration Division (7505P)

Date:

11/4/20

2. The Agency has reviewed your request to remove the one-year registration expiration date. The Agency has reviewed the submitted data for Guideline 830.1800 Enforcement analytical method, as required as Condition #2 of the registration notice dated May 12, 2020. Condition #2 is now satisfied and therefore the Agency is removing the one-year registration expiration date for this product.
3. You are required to comply with the data requirements described in the DCI identified below:
 - a. Bromethalin GDCI-112802-1717

You must comply with all of the data requirements within the established deadlines. If you have questions about the Generic DCI listed above, you may contact the Chemical Review Manager in the Pesticide Reevaluation Division:

<http://iaspub.epa.gov/apex/pesticides/f?p=chemicalsearch:1>

4. Make the following label changes before you release the product for shipment:
 - Revise the EPA Registration Number to read, "EPA Reg. No. 90780-16."
5. Submit one copy of the final printed label for the record before you release the product for shipment.

Should you wish to add/retain a reference to the company's website on your label, then please be aware that the website becomes labeling under the Federal Insecticide Fungicide and Rodenticide Act and is subject to review by the Agency. If the website is false or misleading, the product would be misbranded and unlawful to sell or distribute under FIFRA section 12(a)(1)(E). 40 CFR 156.10(a)(5) list examples of statements EPA may consider false or misleading. In addition, regardless of whether a website is referenced on your product's label, claims made on the website may not substantially differ from those claims approved through the registration process. Therefore, should the Agency find or if it is brought to our attention that a website contains false or misleading statements or claims substantially differing from the EPA approved registration, the website will be referred to the EPA's Office of Enforcement and Compliance.

If you fail to satisfy these data requirements, EPA will consider appropriate regulatory action including, among other things, cancellation under FIFRA section 6(e). Your release for shipment of the product constitutes acceptance of these conditions. A stamped copy of the label is enclosed for your records. Please also note that the record for this product currently contains the following CSFs:

- Basic CSF dated 04/23/2020
- Alternate CSF A dated 04/23/2020

If you have any questions, please contact Paul Di Salvo by phone at 703-347-0322, or via email at disalvo.paul@epa.gov.

Enclosure: Stamped Label

OUTER PACKAGE - COMPLETE LABEL

TC MOUSE KILLER 120-PURPLE

This Bait Station is Resistant to Weather and to Tampering by Children and Dogs. For Use Indoors and Outdoors.

ACTIVE INGREDIENT:

Bromethalin (CAS #63333-35-7): 00.01 %

OTHER INGREDIENTS*:.....99.99%
100.00%

*Contains Denatonium Benzoate

**KEEP OUT OF REACH OF CHILDREN
CAUTION**

See back [bottom] [and] [side] panel [s] for First Aid, Additional Precautionary Statements, and Directions for Use.

Available Exclusively From:[Distributed by][Sold by][Manufactured For]:

Tomcat Brands

PO Box 190

Marysville, OH 43040

[www.tomcat.com][tomcat.com]

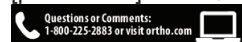
[Patent pending]

EPA Reg. No. 90780-16

EPA Est. No. 12455-WI-1^k, 12455-WI-2^p, 12455-WI-3^w

[Superscript is first letter of lot number]

[phone icon] Questions,[or] Comments[?] [or Medical Information?] [computer icon]



¿Preguntas, Comentarios o Información Médica?

[1-877-332-0755] [www.tomcat.com]

© 20XX, [Licensed by] Tomcat [Brands]. World rights reserved

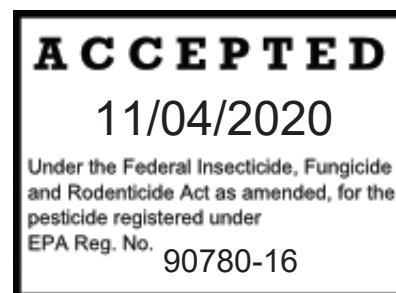
ABNs:

Tomcat Mouse Refillable Bait Station

Tomcat Mouse Killer Refillable Bait Station

NET WT:

2 oz (56g) to 16 oz. (454g)
2 x 1 oz Block Bait & 16 x 1 oz. Block Bait &
1 Refillable Bait Station 1 Refillable Bait Station



FIRST AID	
IF SWALLOWED:	<ul style="list-style-type: none">• Call a poison control center, doctor, or 1-877-465-5161 immediately for treatment advice• Have person sip a glass of water if able to swallow.• Do not induce vomiting unless told to do so by the poison control center or doctor
IF ON SKIN:	<ul style="list-style-type: none">• Wash with plenty of soap and water.
HAVE LABEL WITH YOU WHEN OBTAINING TREATMENT ADVICE	
TREATMENT FOR PET POISONING If an animal eats this bait, call a veterinarian at once.	
NOTE TO PHYSICIAN OR VETERINARIAN Contains the nerve poison bromethalin. This product is not an anticoagulant type rodenticide. For humans or animals ingesting bait and/or showing poisoning signs (such as muscle tremors, loss of hind limb use, or seizures for animals), limit absorption by either emesis or gastric lavage. Sublethal symptoms, if present, would be the result of cerebral edema and should be treated accordingly through administration of an osmotic diuretic and corticosteroid.	

PRECAUTIONARY STATEMENTS

Hazards to Humans and Domestic Animals

CAUTION: Bait contents harmful if swallowed. Keep away from children, domestic animals and pets. Any person who retrieves carcasses or unused bait following application of this product must wear gloves.

USER SAFETY REQUIREMENTS: As soon as possible, wash hands thoroughly after applying bait and before eating, drinking, chewing gum, using tobacco, or using the toilet.

ENVIRONMENTAL HAZARDS

This product is extremely toxic to fish, birds and other wildlife. Dogs, cats and other predatory and scavenging mammals and birds might be poisoned if they feed upon animals that have eaten this bait. Do not apply directly to water.

DIRECTIONS FOR USE

It is a violation of Federal law to use this product in a manner inconsistent with its labeling.

READ THIS LABEL: Read this entire label and follow all use directions and use precautions. Use only for the sites, pests and application methods described on this label.

USE RESTRICTIONS:

This bait station may be used in areas accessible to children and pets, consistent with all use restrictions and other requirements indicated on this label. Do not apply further than 50 feet from home or building.

For control only of house mice. This bait station can only be refilled with the block bait sold with this station. This product [TC Mouse Killer 120 PURPLE] must be used in and around buildings consistent with all use restrictions and other requirements indicated on this label. Do not place this bait station or stored block bait in any area where there is a possibility of contaminating food or surfaces that come into direct contact with food. Store bait block refills out of reach of children and pets.

[Note to PM: “Either Option 1 or Option 2 presentation will be listed on the final printed label.]

[Option 1]

SELECTION OF TREATMENT AREAS [Indoors & Outdoors]: Determine areas where house mice will most likely find and consume the bait. Generally, these areas are along walls, by gnawed openings, in corners and concealed places.

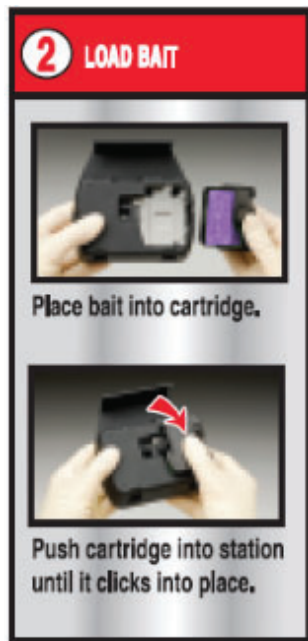
APPLICATION DIRECTIONS:

While wearing gloves, place one block of bait in the bait station. See additional GRAPHICS AND TEXT. Place the bait station at point of highest activity along a wall or in corner where signs of house mice have been seen. If additional units are to be used, place bait stations at 8- to 12-foot intervals. While wearing gloves, replace bait in bait station if bait is consumed or contaminated and house mice still are using the bait station. Maintain an uninterrupted supply of fresh bait for at least 15 days or until there no longer are fresh signs of house mouse activity in infested areas. Mice will eat a small amount of bait and leave the station. You likely will not find a dead mouse in the station.

**LOADING
BAIT INTO
STATION**



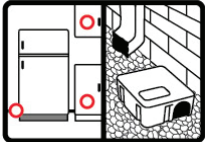


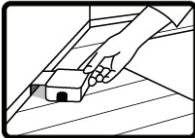

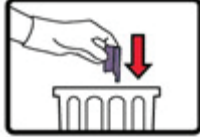
Note to PM: alternate language: “While still holding tab, squeeze prongs of bait cartridge [with your right hand] and pull it away from station.”



Note to PM: Visual of “Loading bait into station can be in either photos shown above or icons as shown below with text from chart.

Follow-up: Wearing gloves, collect and properly dispose of any leftover bait or carcasses. Carcasses should be placed in an outdoor garbage can. To discourage re-infestation, eliminate food, water and harborage as much as possible. If re-infestation does occur, repeat treatment.

[Option 2] APPLICATION DIRECTIONS

1. Selection of Treatment Areas [Indoors & Outdoors] 	2. Remove Bait Cartridge 	3. Load Bait 	4. Placing Bait Stations 	5. Monitor 	6. Follow Up 
<p>Determine areas where house mice will most likely consume the bait. Generally, these areas are along walls, by gnawed openings, in corners and concealed places.</p>	<p>Flip station over to remove the cartridge from the bottom of the station. With your left hand, push tab up. While still holding tab, squeeze prongs of bait cartridge and pull it away from station.</p>	<p>While wearing gloves, place one block of bait in the bait station. Place bait into cartridge. Push the loaded cartridge into station until the cartridge clicks into place.</p>	<p>Place bait station at point of highest activity along a wall or in corner where signs of house mice have been seen. If additional units are to be used, place bait stations at 8- to 12-foot intervals.</p>	<p>Maintain an uninterrupted supply of fresh bait for at least 15 days or until there no longer are fresh signs of house mouse activity in infested areas. While wearing gloves, replace the block bait if it has been consumed or contaminated and house mice are still using the bait station. Mice will eat a small amount of bait and leave the station. You likely will not find a dead mouse in the station.</p>	<p>Wearing gloves, collect and properly dispose of any leftover bait and/or carcasses. Carcasses should be placed in an outdoor garbage can. To discourage re-infestation, eliminate food, water and harborage as much as possible. If re-infestation does occur, repeat treatment.</p>

STORAGE AND DISPOSAL

Pesticide Storage: Store only in original container in a cool, dry place inaccessible to children and pets.

Pesticide Disposal and Container Handling: Nonrefillable Container. Do not reuse or refill container except as described in the Directions For Use.

If Empty: Place in trash or offer for recycling if available.

If Partly Filled: Call your local solid waste agency for disposal instructions. Never place unused product down any indoor or outdoor drain.

Note to PM- Warranty/Guarantee or notice statements may or may not appear on market label

WARRANTY: To the extent consistent with applicable law, seller makes no warranty, expressed or implied, concerning the use of this product other than indicated on the label. Buyer assumes all risk of use and/or handling of this material when such use and/or handling is contrary to label instructions

Notice: To the extent consistent with applicable law, buyer assumes all risks of use, storage or handling of this product not in accordance with directions.

Lot/Batch # [to appear on outer packaging]

BAIT STATION LABEL

TC MOUSE KILLER 120-PURPLE

This Bait Station is Resistant to Weather and to Tampering by Children and Dogs. For Use Indoors and Outdoors.

ACTIVE INGREDIENT:

Bromethalin (CAS #63333-35-7): 0.01%

OTHER INGREDIENTS*: 99.99%

100.00%

*Contains Denatonium Benzoate

EPA REG. NO. 90780-16

EPA Est. No. 12455-WI-1^k, 12455-WI-2^p, 12455-WI-3^w

[Superscript is first letter of lot number]

Net Wt.: 1 oz. (28g) block bait

DO NOT ALLOW CHILDREN OR PETS TO PLAY WITH THE BAIT STATION

This bait station can only be refilled with the block bait sold with this station.

CAUTION: See outer packaging for DIRECTIONS FOR USE, FIRST AID and additional PRECAUTIONARY STATEMENTS.

If swallowed, call a poison control center, doctor, or 1-877-465-5161.

Model number: MR1c

Lot/batch #

NOTE TO PM: ARTWORK WILL REFLECT MODEL NUMBER OF THE STATION

The following claims may or may not appear on any label panel or in advertising.

OPTIONAL MARKETING STATEMENTS:

Efficacy claims:

1. House mice usually consume a lethal dose in a single night's feeding but it may take two or more days from time of consumption for them to die.
2. Kills house mice
3. House mice cease feeding after consuming a toxic dose
4. House mouse [mice] killer
5. Kills up to 12 house mice per bait block* * based on no-choice laboratory testing
6. Each block kills up to 12 house mice* * based on no-choice laboratory testing
7. Each station contains enough bait to kill up to 12 house mice* * based on no-choice laboratory testing
8. Includes [This package includes] [contains] Enough bait to kill up to 12, [24] [36] [48] [60] [72] [84]) [96] [108] [120] [132] [144] [156] [168] [180] [192]* * house mice based on no-choice laboratory testing

Bait Station Claims

9. Refillable house mouse[mice] bait station
10. Refillable [Reusable] bait station
11. See-thru lid for easy monitoring
12. Bait Station with bromethalin
13. Includes 2 [3] [4] [5] [6] [7] [8] [9] [10] [11] [12] [13] [14] [15] [16] 1 oz refill bait [blocks]
14. Contains 2 [3] [4] [5] [6] [7] [8] [9] [10] [11] [12] [13] [14] [15] [16] 1 oz blocks [bait]
15. House mouse[mice] feeding station
16. Portico allows entry from either side
17. Made in USA
18. 2 [3] [4] [5] [6] [7] [8] [9] [10] [11] [12] [13] [14] [15] [16]) bait refills
19. 2 [3] [4] [5] [6] [7] [8] [9] [10] [11] [12] [13] [14] [15] [16] one ounce refills
20. 2 [3] [4] [5] [6] [7] [8] [9] [10] [11] [12] [13] [14] [15] [16] block bait [s] & One [1] [2] [Two] [3] [Three] [4] Four refillable station [s]
21. Can be used indoors or [&] out [doors]
22. Station is child and dog resistant
23. House mouse [mice] bait killer in a child and dog tamper-resistant bait [feeding] station
24. Child and dog resistant [bait] station
25. Child, dog, and weather resistant [bait] station
26. Weather resistant [bait] station
27. For use indoors and out
28. Use indoors and out [doors]
29. Indoor and outdoor
30. Durable design of bait station is child and dog resistant
31. Durable design of station is child and dog resistant
32. Kid and Dog tested [bait] station
33. Kid and Dog Resistant [Bait] Station
34. Kid & Dog Tamper-Resistant [Bait] Station
35. Clear lid for easy bait monitoring
36. See-thru lid for easy bait monitoring
37. House mice may enter, feed on the bait, and then leave the bait station
38. This bait station is not a trap
39. Use in kitchens
40. Use in kitchens behind appliances
41. Use inside kitchen cabinets
42. Use behind appliances & [and] inside cabinets
43. Use in kitchens, behind appliances and [&] inside cabinets
44. Easy placement behind appliances and in cabinets for kitchen house mice

- 45. Easy placement behind appliances for kitchen house mice
- 46. Easy placement in cabinets for kitchen house mice
- 47. Can be placed behind kitchen appliances and [or] inside kitchen cabinets
- 48. Can be used behind kitchen appliances and [or] inside cabinets
- 49. Use in kitchens, behind kitchen appliances, and [&] inside kitchen cabinets
- 50. Value Pack* * *Note to PM- Value pack would not exceed the 1 lb limit for any package sold at a discounted price*

Other-Guarantees:

- 51. Kills house mice[,] guaranteed[.]+
- 52. Results Guaranteed+
- 53. Guaranteed to kill mice, or your money back. +
- 54. Guaranteed to kill+

Note to PM: this disclaimer below will be placed in the vicinity on the packaging as the optional marketing claim it supports

+Tomcat [Brands] Guarantee [Satisfaction Guaranteed or Your Money Back] If for any reason you, the consumer, are not satisfied with this product, mail us your original proof of purchase to obtain a full refund of your purchase price

Palatability Claims

- 55. Formulated for increased attractiveness to [for] house mice
- 56. Formulated for increased palatability to [for] house mice
- 57. Formulated for enhanced attractiveness to [for] house mice
- 58. Formulated for improved attractiveness to [for] house mice
- 59. Palatable bait formulation for house mice
- 60. Formulated for increased attractiveness and palatable bait formulation for house mice
- 61. Formulated for enhanced attractiveness and palatable bait formulation for house mice
- 62. Formulated for improved attractiveness and palatable bait formulation for house mice
- 63. Enhanced attractiveness to [for] house mice vs [versus] Our Tomcat Mouse Killer Child & Dog Resistant, Refillable Station (EPA Reg. No. 90780-10)
- 64. Improved [bait] formulation to [for] house mice [vs] versus Our Tomcat Mouse Killer Child & Dog Resistant, Refillable Station (EPA Reg. No. 90780-10)
- 65. Enhanced [bait] formulation to [for] house mice [vs] versus Our Tomcat Mouse Killer Child & Dog Resistant, Refillable Station (EPA Reg. No. 90780-10)
- 66. Advanced [bait] formulation to [for] house mice [vs] versus Our Tomcat Mouse Killer Child & Dog Resistant, Refillable Station (EPA Reg. No. 90780-10)
- 67. More palatable [bait formulation] to [for] house mice [vs] versus Our Tomcat Mouse Killer Child & Dog Resistant, Refillable Station (EPA Reg. No. 90780-10)
- 68. More attractive to [for] house mice [vs] versus Our Tomcat Mouse Killer Child & Dog Resistant, Refillable Station (EPA Reg. No. 90780-10)
- 69. Advanced formula to [for] house mice [vs] versus Our Tomcat Mouse Killer Child & Dog Resistant, Refillable Station (EPA Reg. No. 90780-10)
- 70. Enhanced attractiveness [and] [improved palatability] to [for] house mice vs [versus] Our Tomcat Mouse Killer Child & Dog Resistant, Refillable Station (EPA Reg. No. 90780-10)
- 71. Advanced formula to be a more palatable bait formulation to [for] house mice [vs] versus Our Tomcat Mouse Killer Child & Dog Resistant, Refillable Station (EPA Reg. No. 90780-10)
- 72. Advanced [bait] formula that is more palatable to [for] house mice [vs] versus Our Tomcat Mouse Killer Child & Dog Resistant, Refillable Station (EPA Reg. No. 90780-10)
- 73. Advanced formula with increased palatability to [for] house mice [vs] versus Our Tomcat Mouse Killer Child & Dog Resistant, Refillable Station (EPA Reg. No. 90780-10)
- 74. Advanced formula with more palatable bait [formulation] to [for] house mice [vs] versus Our Tomcat Mouse Killer Child & Dog Resistant, Refillable Station (EPA Reg. No. 90780-10)

Other claims

75. Indoor Placement: Kill house mice in the home/house

Disease Claims

- 76. Kills house mice that may transmit disease[s] Leptospirosis (Weil's Disease)
[Salmonellosis][Lymphocytic Chorio-meningitis (LCM)][Rat Bite Fever]
- 77. Kills house mice that may transmit Leptospirosis (Weil's Disease)
- 78. Kills house mice that may transmit Salmonellosis
- 79. Kills house mice that may transmit Lymphocytic Chorio-meningitis (LCM)
- 80. Kills house mice that may transmit Rat Bite Fever

OPTIONAL GRAPHICS:

NOTE TO PM: COLOR (RED) ON SOME OF THESE ILLUSTRATIONS MAY VARY IN SHADE AND/OR MAY CHANGE TO ANOTHER COLOR DEPENDING ON FINAL ARTWORK DESIGN- BAIT WILL ALWAYS BE DEPICTED AS PURPLE












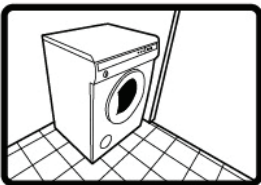
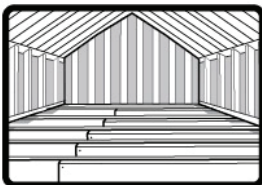
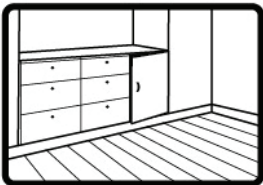
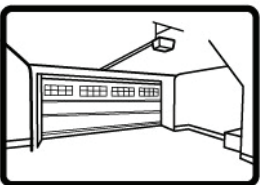
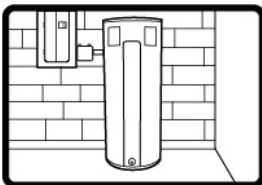
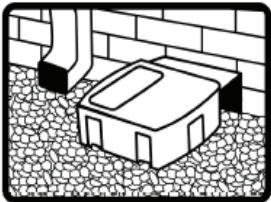
NOTE TO PM: ARROW OPTIONS BELOW MAY BE USED INSTEAD OF THE RED ARROWS FOR IMAGES ABOVE. ARROW COLORS AND SIZE/SHAPE MAY VARY ON FINAL PRINTED LABELING



<div data-bbox="120 743 472 898"> <p>LOADING BAIT INTO STATION</p> </div>	<div data-bbox="553 716 906 785"> <p>1 REMOVE BAIT CARTRIDGE FROM BOTTOM OF STATION</p> </div> <div data-bbox="574 810 883 974"> </div> <div data-bbox="574 974 883 1031"> <p>With your left hand push tab up.</p> </div> <div data-bbox="574 1050 883 1205"> </div> <div data-bbox="574 1205 883 1325"> <p>While still holding tab, squeeze prongs of bait cartridge and pull it away from station.</p> </div>	<div data-bbox="1031 716 1334 785"> <p>2 LOAD BAIT</p> </div> <div data-bbox="1052 827 1312 987"> </div> <div data-bbox="1052 995 1284 1026"> <p>Place bait into cartridge.</p> </div> <div data-bbox="1052 1071 1312 1230"> </div> <div data-bbox="1052 1239 1312 1304"> <p>Push cartridge into station until it clicks into place.</p> </div>
<div data-bbox="120 1415 493 1577"> <p>CAN BE USED IN A VARIETY OF LOCATIONS</p> </div>	<div data-bbox="597 1407 954 1625"> </div> <div data-bbox="597 1633 959 1667"> <p>BEHIND APPLIANCES</p> </div>	<div data-bbox="1057 1402 1393 1625"> </div> <div data-bbox="1149 1633 1295 1667"> <p>IN ATTICS</p> </div>

 <p>INSIDE CABINETS</p>	 <p>GARAGES</p>	 <p>BASEMENTS</p>
 <p>HOME EXTERIOR</p>		

All use must be consistent with the USE RESTRICTIONS in the DIRECTIONS FOR USE section of this label

	<p>BEHIND APPLIANCES</p> 	<p>IN ATTICS</p> 
<p>INSIDE CABINETS</p> 	<p>GARAGES</p> 	<p>BASEMENTS</p> 
<p>HOME EXTERIOR</p> 		

All use must be consistent with the USE RESTRICTIONS in the DIRECTIONS FOR USE section of this label