



UNITED STATES ENVIRONMENTAL PROTECTION AGENCY  
WASHINGTON, DC 20460

OFFICE OF CHEMICAL SAFETY  
AND POLLUTION PREVENTION

March 15, 2019

Jane Rothwell, Senior Analyst  
The Scotts Company LLC  
14111 Scottslawn Road  
Marysville, OH 43041

Subject: PRIA Label and CSF Amendment – To replace the current bait station model with a new model constructed with a different type of plastic; make minor label revisions and update the product CSFs  
Product Name: TC Mouse Killer 120  
EPA Registration Number: 90780-10  
Application Date: July 24, 2018  
Decision Number: 543247

Dear Ms. Rothwell:

The amended label and CSF(s) referred to above, submitted in connection with registration under the Federal Insecticide, Fungicide and Rodenticide Act, as amended, are acceptable. This approval does not affect any conditions that were previously imposed on this registration. You continue to be subject to existing conditions on your registration and any deadlines connected with them.

A stamped copy of your labeling is enclosed for your records. This labeling supersedes all previously accepted labeling. You must submit one copy of the final printed labeling before you release the product for shipment with the new labeling. In accordance with 40 CFR 152.130(c), you may distribute or sell this product under the previously approved labeling for 18 months from the date of this letter. After 18 months, you may only distribute or sell this product with the revised bait station model (MR1c) and with either this revised labeling, or with subsequently approved labeling. "To distribute or sell" is defined under FIFRA section 2(gg) and its implementing regulation at 40 CFR 152.3.

Please note that the record for this product currently contains the following CSF(s):

- Basic CSF dated 12/05/18
- Alternate CSF A dated 12/05/18

Should you wish to add/retain a reference to the company's website on your label, then please be aware that the website becomes labeling under the Federal Insecticide Fungicide and Rodenticide Act and is subject to review by the Agency. If the website is false or misleading, the product would be misbranded and unlawful to sell or distribute under FIFRA section 12(a)(1)(E). 40 CFR 156.10(a)(5) list examples of statements EPA may consider false or misleading. In addition, regardless of whether a website is referenced on your product's label, claims made on the website may not substantially differ from those claims approved through the registration process.

Therefore, should the Agency find or if it is brought to our attention that a website contains false or misleading statements or claims substantially differing from the EPA approved registration, the website will be referred to the EPA's Office of Enforcement and Compliance.

Your release for shipment of the product constitutes acceptance of these conditions. If these conditions are not complied with, the registration will be subject to cancellation in accordance with FIFRA section 6. If you have any questions, please contact Gene Benbow by phone at 703-347-0235, or via email at [Benbow.Gene@epa.gov](mailto:Benbow.Gene@epa.gov).

Sincerely,

A handwritten signature in blue ink, appearing to read "Gene Benbow".

Gene Benbow, Product Manager 7  
Invertebrate & Vertebrate Branch 3  
Registration Division (7505P)  
Office of Pesticide Programs

**OUTER PACKAGE - COMPLETE LABEL**

# TC MOUSE KILLER 120

**This Bait Station is Resistant to Weather and to Tampering by Children and Dogs. For Use Indoors and Outdoors.**

**ACTIVE INGREDIENT:**

Bromethalin (CAS #63333-35-7): ..... 0.01 %

**OTHER INGREDIENTS\*:**.....  $\frac{99.99\%}{100.00\%}$

\*Contains Denatonium Benzoate

**ACCEPTED**

**03/15/2019**

Under the Federal Insecticide, Fungicide and Rodenticide Act as amended, for the pesticide registered under EPA Reg. No. 90780-10

**KEEP OUT OF REACH OF CHILDREN  
CAUTION**

See back [bottom] [and] [side] panel [s] for First Aid, additional precautionary statements, and Directions for Use.

Available Exclusively From:/Distributed by/Sold by/Manufactured For:

Tomcat Brands

PO Box 190

Marysville, OH 43040

[www.tomcat.com]

EPA Reg. No. 90780-10

EPA Est. No. 12455-WI-1<sup>k</sup>, 12455-WI-2<sup>p</sup>, 12455-WI-3<sup>w</sup>

[superscript is first letter of lot number]

**ABNs:**

TOMCAT® Mouse Killer [with] Child & Dog Resistant, Refillable Station

TOMCAT® Mouse Killer<sub>b</sub>

TOMCAT® Mouse Killer [with] Kid & Dog Resistant, Refillable Station

**NET WT:**

**4 oz. (112g)**

**to**

**16 oz. (454g)**

4 x 1 oz. Block Bait &

1 Refillable Bait Station

16 x 1 oz. Block Bait &

1 Refillable Bait Station

**FIRST AID [icon]**

**HAVE LABEL WITH YOU WHEN OBTAINING TREATMENT ADVICE**

**IF SWALLOWED:**

- Call a poison control center, doctor, or **1-877-332-0755** immediately for treatment advice.
- Have person sip a glass of water if able to swallow.
- Do not induce vomiting unless told to do so by the poison control center or doctor.

**IF ON SKIN:**

- Wash with plenty of soap and water.

### **TREATMENT FOR PET POISONING**

If an animal eats this bait, call a veterinarian at once.

### **NOTE TO PHYSICIAN OR VETERINARIAN**

Contains the nerve poison bromethalin. This product is not an anticoagulant type rodenticide. For humans or animals ingesting bait and/or showing poisoning signs (such as muscle tremors, loss of hind limb use, or seizures for animals), limit absorption by either emesis or gastric lavage. Sublethal symptoms, if present, would be the result of cerebral edema and should be treated accordingly through administration of an osmotic diuretic and corticosteroid.

### **PRECAUTIONARY STATEMENTS**

#### **Hazards to Humans and Domestic Animals**

**CAUTION:** Bait contents harmful if swallowed. Keep away from children, domestic animals and pets. Any person who retrieves carcasses or unused bait following application of this product must wear gloves.

**USER SAFETY REQUIREMENTS:** As soon as possible, wash hands thoroughly after applying bait and before eating, drinking, chewing gum, using tobacco, or using the toilet.

#### **ENVIRONMENTAL HAZARDS**

This product is extremely toxic to fish, birds and other wildlife. Dogs, cats and other predatory and scavenging mammals and birds might be poisoned if they feed upon animals that have eaten this bait. Do not apply directly to water.

### **DIRECTIONS FOR USE**

It is a violation of Federal law to use this product in a manner inconsistent with its labeling.

**READ THIS LABEL:** Read this entire label and follow all use directions and use precautions. Use only for the sites, pests and application methods described on this label.

#### **USE RESTRICTIONS:**

This bait station may be used in areas accessible to children and pets, consistent with all use restrictions and other requirements indicated on this label. Do not apply further than 50 feet from home or building.

For control only of house mice. This bait station can only be refilled with the block bait sold with this station. [TC Mouse Killer 120] [This product] must be used in and around buildings consistent with all use restrictions and other requirements indicated on this label. Do not place this bait station or stored block bait in any area where there is a possibility of contaminating food or surfaces that come into direct contact with food. Store bait block refills out of reach of children and pets.

***[Note to PM: "SELECTION OF TREATMENT AREAS", "APPLICATION DIRECTION", "LOADING INTO BAIT STATION" sections of label will be treated in one of the fashions shown below.***

[Option 1]

**SELECTION OF TREATMENT AREAS [Indoors & Outdoors]:** Determine areas where house mice will most likely find and consume the bait. Generally, these areas are along walls, by gnawed openings, in corners and concealed places.

**APPLICATION DIRECTIONS:**

While wearing gloves, place one block of bait in the bait station. See additional GRAPHICS AND TEXT. Place the bait station at point of highest activity along a wall or in corner where signs of house mice have been seen. If additional units are to be used, place bait stations at 8- to 12-foot intervals. [To monitor for refilling view bait via see-through lid.] While wearing gloves, replace bait in bait station if bait is consumed or contaminated and house mice still are using the bait station. Maintain an uninterrupted supply of fresh bait for at least 15 days or until there no longer are fresh signs of house mouse activity in infested areas. [Note: Mice will eat a small amount of bait and leave the station. You likely will not find a dead mouse in the station.] / [Note: Mice will eat a small amount of bait and cease feeding after consuming a toxic dose. They then leave the station. You likely will not find a dead mouse in the station.]

**LOADING  
BAIT INTO  
STATION**



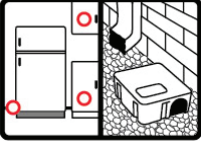

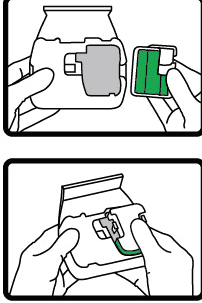
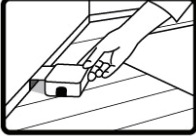
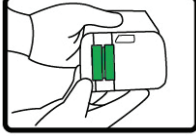
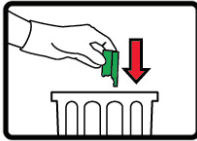
***Note to PM: alternate language: “While still holding tab, squeeze prongs of bait cartridge [with your right hand] and pull it away from station.”***



***Note to PM: Visual of “Loading bait into station can be in either photos shown above or icons as shown below with text from chart.***

**Follow-up:** Wearing gloves, collect and properly dispose of any leftover bait or carcasses. [Carcasses should be placed in an outdoor garbage can.] To discourage reinfestation, eliminate food, water and harborage as much as possible. If reinfestation does occur, repeat treatment.

**[Option 2]**  
**APPLICATION DIRECTIONS**

| <p><b>1. Selection of Treatment Areas</b><br/>                     [Indoors &amp; Outdoors]</p>  | <p><b>2. Remove Bait Cartridge</b></p>   | <p><b>3. Load Bait</b></p>    | <p><b>4. Placing Bait Stations</b></p>   | <p><b>5. Monitor</b></p>   | <p><b>6. Follow Up</b></p>   |
|--|---|--|--|---|---|
| <p>Determine areas where house mice will most likely consume the bait. Generally, these areas are along walls, by gnawed openings, in corners and concealed places.</p>          | <p>Flip station over to remove the cartridge from the bottom of the station. With your left hand, push tab up. While still holding tab, squeeze prongs of bait cartridge and pull it away from station.</p> | <p>While wearing gloves, place one block of bait in the bait station. Place bait into cartridge. Push the loaded cartridge into station until the cartridge clicks into place.</p> | <p>Place bait station at point of highest activity along a wall or in corner where signs of house mice have been seen. If additional units are to be used, place bait stations at 8- to 12-foot intervals.</p> | <p>Maintain an uninterrupted supply of fresh bait for at least 15 days or until there no longer are fresh signs of house mouse activity in infested areas. [To monitor for refilling, view bait via see-through lid]. While wearing gloves, replace the block bait if it has been consumed or contaminated and house mice are still using the bait station. [Note: Mice will eat a small amount of bait and leave the station. You likely will not find a dead mouse in the station.] [Note: Mice will eat a small amount of bait and cease feeding after consuming a toxic dose. They then leave the station. You likely will not find a dead mouse in the station.]</p> | <p>Wearing gloves, collect and properly dispose of any leftover bait and/or carcasses. [Carcasses should be placed in an outdoor garbage can.] To discourage reinfestation, eliminate food, water and harborage as much as possible. If reinfestation does occur, repeat treatment.</p> |

**STORAGE AND DISPOSAL [icon]**

**Pesticide Storage:** Store only in original container in a cool, dry place inaccessible to children and pets.

**Pesticide Disposal and Container Handling:** Nonrefillable Container. Do not reuse or refill container except as described in the Directions For Use.

**If Empty:** Place in trash or offer for recycling if available.

**If Partly Filled:** Call your local solid waste agency for disposal instructions. Never place unused product down any indoor or outdoor drain.

**Note to PM- Warranty/Guarantee or notice statements may or may not appear on market label**

**WARRANTY:** To the extent consistent with applicable law, seller makes no warranty, expressed or implied, concerning the use of this product other than indicated on the label. Buyer assumes all risk of use and/or handling of this material when such use and/or handling is contrary to label instructions

**Notice:** To the extent consistent with applicable law, buyer assumes all risks of use, storage or handling of this product not in accordance with directions.

**+Tomcat [Brands] [or insert sub-registrant company name] Guarantee [Satisfaction Guaranteed or Your Money Back]** If for any reason you, the consumer, are not satisfied with this product, mail us your original proof of purchase to obtain a full refund of your purchase price.

[phone icon] Questions or Comments?

¿Preguntas o Comentarios?

[1-877-332-0755] [www.tomcat.com] [computer icon]

Available Exclusively From:/Distributed by/Sold by/Manufactured For:

Tomcat Brands  
PO Box 190  
Marysville, OH 43040  
[www.tomcat.com]

[Patent pending]

[Made in USA]

**EPA Reg. No.** 90780-10

**EPA Est. No.** EPA Est. No. 12455-WI-1<sup>k</sup>, 12455-WI-2<sup>p</sup>, 12455-WI-3<sup>w</sup>  
[superscript is first letter of lot number]

© 20XX, [Licensed by] Tomcat [Brands]. World rights reserved



**BAIT STATION LABEL**

# TC MOUSE KILLER 120

**This Bait Station is Resistant to Weather and to Tampering by Children and Dogs. For Use Indoors and Outdoors.**

ACTIVE INGREDIENT:

Bromethalin (CAS #63333-35-7): ..... 0.01 %

OTHER INGREDIENTS\*:  
..... 99.99%  
100.00%

\*Contains Denatonium Benzoate

EPA REG. NO. 90780-10

EPA Est. No. 12455-WI-1<sup>k</sup>, 12455-WI-2<sup>p</sup>, 12455-WI-3<sup>w</sup>  
[Superscript is first letter of lot number]

Net Wt.: 1 oz. (28g) block bait

**DO NOT ALLOW CHILDREN OR PETS TO PLAY WITH THE BAIT STATION**

This bait station can only be refilled with the block bait sold with this station.

**CAUTION : See outer packaging for DIRECTIONS FOR USE, FIRST AID and additional PRECAUTIONARY STATEMENTS.**

If swallowed, call a poison control center, doctor, or 1-877-332-0755.

[Batch code]

[Model number: MR1c]

**NOTE TO PM: ARTWORK WILL REFLECT MODEL NUMBER OF THE STATION**

***The following claims may or may not appear on any label panel or in advertising. Appropriate formula and company specific information will be inserted on Final Printed Label to replace “X”***

**OPTIONAL MARKETING STATEMENTS:**

1. House mice usually consume a lethal dose in a single night's feeding but it may take two or more days from time of consumption for them to die.
2. Kills house mice
3. House mice cease feeding after consuming a toxic dose
4. Refillable house mouse bait station
5. Refillable bait station
6. See-thru lid
7. See-thru lid for easy monitoring
8. With bromethalin
9. House mouse killer
10. Includes xx oz of refill bait (blocks)
11. Contains xx – 1 oz blocks (bait)
12. Feeding station
13. House mouse feeding station
14. Reusable/Refillable
15. Portico allows entry from either side
16. Made in USA
17. x bait refills
18. x one ounce refills
19. Can be used indoors or (&) out
20. Child resistant [bait] station
21. Station is child resistant
22. Station is child and dog resistant
23. House mouse bait/killer in a child tamper-resistant [bait /feeding] station
24. Dog resistant [bait] station
25. Child and dog resistant [bait] station
26. Child, dog and weather resistant [bait] station
27. Weather resistant [bait] station
28. Use indoors and out
29. For use indoors and out
30. Indoor and outdoor
31. Durable design of [bait] station is child and dog resistant
32. Kid tested [bait] station
33. Dog tested [bait] station
34. Kid and Dog Tested [Bait] Station
35. Kid and Dog Resistant [Bait] Station
36. Kid & Dog Tamper-Resistant [Bait] Station
37. Clear lid
38. Clear lid for easy bait monitoring
39. See-thru lid for easy bait monitoring
40. Kills up to 12 mice per bait block\* \* based on no-choice laboratory testing
41. Each block kills up to 12 mice\* \* based on no-choice laboratory testing
42. Each station contains enough bait to kill up to 12 mice\* \* based on no-choice laboratory testing

**OPTIONAL MARKETING STATEMENTS (CONT.'D):**








- 43. Kills house mice[,] guaranteed[.]+
- 44. Results Guaranteed+
- 45. House mice may enter, feed on the bait, and then leave the bait station
- 46. This bait station is not a trap

**+Tomcat [Brands] [or insert sub-registrant company name] Guarantee [Satisfaction Guaranteed or Your Money Back]** If for any reason you, the consumer, are not satisfied with this product, mail us your original proof of purchase to obtain a full refund of your purchase price.

**Note to EPA:** *Depending on the number of blocks in a package, we are requesting to use the following statements.*

[Includes] [This package includes/contains] Enough bait to kill up to (48) (xx) (xxx) (192) mice\*  
\* based on no-choice laboratory testing

**OPTIONAL GRAPHICS:**

|  |   |
|--|---|
|  <p><b>KID &amp; DOG<br/>RESISTANT STATION</b></p> | <p><b>CAN BE USED IN<br/>A VARIETY OF<br/>LOCATIONS</b></p>  <p>BEHIND APPLIANCES</p>  <p>IN ATTICS</p>  <p>INSIDE CABINETS</p>  <p>GARAGES</p>  <p>BASEMENTS</p>  <p>HOME EXTERIOR</p> <p>All use must be consistent with the USE RESTRICTIONS in the DIRECTIONS FOR USE section of this label.</p> |
|--|---|

***Bold, italicized text is information for the reader and is not part of the label.***  
[Bracketed information is optional text.] Text separated by / denotes and/or options.

EPA Reg. No. 90780-10

**OPTIONAL GRAPHICS (CONT'D.):**



**OPTIONAL GRAPHICS (CONT'D.):**




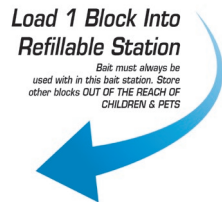
*Note to PM- updated  
this image*

***Bold, italicized text is information for the reader and is not part of the label.***  
[Bracketed information is optional text.] Text separated by / denotes and/or options.

EPA Reg. No. 90780-10

**OPTIONAL GRAPHICS CONT'D**

**NOTE TO PM: ARROW OPTIONS BELOW MAY BE USED INSTEAD OF THE RED ARROWS FOR IMAGES ABOVE.**





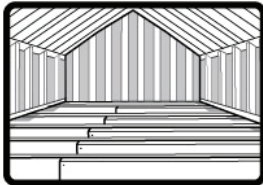
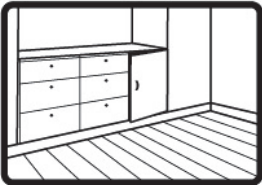
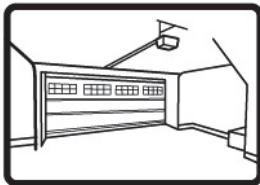
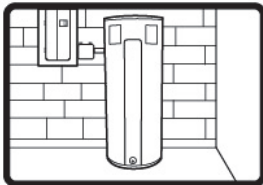



**OPTIONAL GRAPHICS CONT'D**

|   |  |  |
|---|--|--|
| <p><b>LOADING<br/>BAIT INTO<br/>STATION</b></p>   | <p><b>1 REMOVE BAIT CARTRIDGE FROM BOTTOM OF STATION</b></p>  <p>With your left hand push tab up.</p>  <p>While still holding tab, squeeze prongs of bait cartridge and pull it away from station.</p> | <p><b>2 LOAD BAIT</b></p>  <p>Place bait into cartridge.</p>  <p>Push cartridge into station until it clicks into place.</p> |
| <p><b>CAN BE USED<br/>IN A VARIETY<br/>OF LOCATIONS</b></p>   |  <p><b>BEHIND APPLIANCES</b></p>   |  <p><b>IN ATTICS</b></p>   |
|  <p><b>INSIDE CABINETS</b></p> |  <p><b>GARAGES</b></p>  |  <p><b>BASEMENTS</b></p>  |
|  <p><b>HOME EXTERIOR</b></p>   |  |  |

All use must be consistent with the USE RESTRICTIONS in the DIRECTIONS FOR USE section of this label

**OPTIONAL GRAPHICS CONT'D:**

|  |  |  |
|--|--|--|
|                         | <p>BEHIND APPLIANCES</p>  | <p>IN ATTICS</p>  |
| <p>INSIDE CABINETS</p>  | <p>GARAGES</p>            | <p>BASEMENTS</p>  |
| <p>HOME EXTERIOR</p>   |  |  |

All use must be consistent with the USE RESTRICTIONS in the DIRECTIONS FOR USE section of this label