

 <p style="text-align: center;">U.S. ENVIRONMENTAL PROTECTION AGENCY Office of Pesticide Programs Antimicrobials Division (7510C) 1200 Pennsylvania Avenue NW Washington, D.C. 20460</p> <p style="text-align: center;">NOTICE OF PESTICIDE: <input checked="" type="checkbox"/> Registration <input type="checkbox"/> Reregistration</p> <p>(under FIFRA, as amended)</p>	Reg. Number: 89883-2	Date of Issuance: JUL 3 2013
	Term of Issuance: Name of Pesticide Product: Oxy Blast 50 Hydrogen Peroxide Solution	
Name and Address of Registrant (include ZIP Code): <p style="text-align: center;">Essential Water Solutions, Inc. 327 Hillcrest Drive Story City, IA 50248</p>		
<p>Note: Changes in labeling differing in substance from that accepted in connection with this registration must be submitted to and accepted by the Registration Division prior to use of the label in commerce. In any correspondence on this product always refer to the above EPA registration number.</p>		
<p>On the basis of information furnished by the registrant, the above named pesticide is hereby registered/reregistered under the Federal Insecticide, Fungicide and Rodenticide Act.</p> <p>Registration is in no way to be construed as an endorsement or recommendation of this product by the Agency. In order to protect health and the environment, the Administrator, on his motion, may at any time suspend or cancel the registration of a pesticide in accordance with the Act. The acceptance of any name in connection with the registration of a product under this Act is not to be construed as giving the registrant a right to exclusive use of the name or to its use if it has been covered by others.</p> <p style="text-align: center;">This product is conditionally registered in accordance with FIFRA sec 3(c)(7)(A) provided that you:</p> <ol style="list-style-type: none"> 1. Submit and/or cite all data required for registration of your product under FIFRA sec. 3(c)(5) when the Agency requires all registrants of similar products to submit such data; and submit acceptable responses required for re-registration of your product under FIFRA section 4. 2. Make the labeling changes listed below before you release the product for shipment: <ol style="list-style-type: none"> a. Add the phrase "EPA Registration Number 89883-2." 		
Signature of Approving Official:  Marshall Swindell Product Manager-33 Regulatory Management Branch I Antimicrobials Division (7510P)	Date: JUL 3 2013	

- 3. The Confidential Statement of Formula dated April 8, 2013, is acceptable.
- 4. Submit three (3) copies of the final printed label prior to releasing this product for sale.

If these conditions are not complied with, the registration will be subject to cancellation in accordance with FIFRA sec. 6(e). Your release for shipment of the product constitutes acceptance of these conditions.

A stamped copy of the label is enclosed for your records.

Sincerely,



Marshall Swindell
Product Manager 33
Regulatory Branch I
Antimicrobials Division (7510P)

Enclosure: (Stamped Labeling)

OXY BLAST™ 50 HYDROGEN PEROXIDE SOLUTION

FOR USE IN COMMERCIAL AGRICULTURAL OR INDUSTRIAL WATER SYSTEMS FOR ODOR SUPPRESSION

ACTIVE INGREDIENT: Hydrogen peroxide 50.0%
INERT INGREDIENTS: 50.0%
TOTAL: 100.0%

DANGER

KEEP OUT OF REACH OF CHILDREN

STATEMENT OF PRACTICAL TREATMENT

If In Eyes:	Hold eye open and rinse slowly and gently with water for 15-20 minutes. Remove contact lenses, if present, after the first 5 minutes, then continue rinsing eye.
If On Skin or Clothing:	Take off contaminated clothing. Rinse skin immediately with plenty of water for 15-20 minutes.
If Swallowed:	Call a Poison Control Center or doctor immediately for treatment advice. Have person sip a glass of water if able to swallow. Do not induce vomiting unless told to do so by the Poison Control Center or doctor. Do not give anything by mouth to an unconscious person.
If Inhaled:	Move person to fresh air. If person is not breathing, call 911 or an ambulance, and then give artificial respiration, preferably mouth-to-mouth if possible. Call a Poison Control Center or doctor for further treatment advice. Have the product container or label with you when calling a Poison Control Center or doctor or going for treatment. You may also contact 1-877-208-6653 for emergency medical treatment information.
Note To Physician:	Probable mucosal damage may contraindicate the use of gastric lavage.

EPA Registration No. [REDACTED]
EPA Establishment No. [REDACTED]

ACCEPTED
JUL 13 2013
Under the Federal Insecticide, Fungicide, and Rodenticide Act as amended, for the pesticide, registered under EPA Reg. No. 87883-2

Essential Water Solutions,
327 Hillcrest Dr.
Story City, IA 50248

PRECAUTIONARY STATEMENTS

DANGER. CORROSIVE. Causes irreversible eye damage and skin burns. May be fatal if inhaled or absorbed through the skin. Harmful if swallowed. Do not get in eyes, on skin or on clothing. Do not breathe vapor or spray mist. Wear protective eyewear (goggles, face shield or safety glasses) and rubber gloves. Wash thoroughly with soap and water after handling and before eating, drinking or using tobacco. Remove contaminated clothing and wash clothing before reuse.

PHYSICAL AND CHEMICAL HAZARDS

Hydrogen peroxide is a strong oxidizing agent and poses a hazard for fire, explosion or container rupture. Avoid contact with contamination or combustible materials. Do not use or store near heat or open flame. Shoes, clothing, or other combustible materials that have come into contact with hydrogen peroxide must be immediately and thoroughly rinsed with water to avoid potential fire hazards. In case of fire, use only water. Contain spills and dilute with 20 parts of water. After diluting the contained spill, use sodium metabisulfide or sodium sulfite (1.9 lb SO₂ equivalent per 500 mL of spilled material) may be used to deactivate the hydrogen peroxide.

ENVIRONMENTAL HAZARDS

This pesticide IN HIGH CONCENTRATION is toxic to birds, mammals, fish and aquatic invertebrates. Do not charge effluent containing this product IN HIGH CONCENTRATION into lakes, streams, ponds, estuaries, oceans or other waters unless in accordance with the requirements of a National Pollutant Discharge Elimination System and the permitting authority has been notified in writing prior to discharge. Do not discharge this product IN HIGH CONCENTRATION to sewer systems without previously notifying the local sewage treatment plant authority. For guidance, contact your state water board or regional office of the EPA.

DIRECTIONS FOR USE

It is a violation of federal law to use this product in a manner inconsistent with its labeling.

Not for use in irrigation well systems.

Commercial AGRICULTURAL OR INDUSTRIAL Water system injection for odor control:

In well systems the product is injected with a peristaltic pump through a 1/4 inch plastic tube inserted into the well all the way to the well intake screens. The most distant faucet is tested with a supplied test strip until a residual of 25-50 ppm hydrogen

ACCEPTED
JUL 3 2013
Under the Federal Insecticide, Fungicide, and Rodenticide Act as amended, for the pesticide, registered under EPA Reg. No. 81883-2

peroxide is detected indicating that the system has been thoroughly treated. The injection pump should then be adjusted to deliver 25 ppm on a consistent basis to the water system.

When treating the system for watering sick animals, the most distant faucet is tested with a supplied test strip until a residual of 100–1,000 ppm hydrogen peroxide is detected indicating that the system has been thoroughly treated. When this level is reached the injection is immediately reduced until the test strip indicates the 25 ppm is reached and the system is maintained at the 25 ppm level. At the 1,000 ppm range the animals may reduce their consumption of water until the residual is reduced to 100 ppm or less as the system is being reset to the 25 ppm standard (lowest recommended maintenance level). This process can be repeated monthly to ensure a clean water system and avoid screen clogging.

NOTE: Do not allow use for potable drinking water until the test strip at the most distant faucet is 50 ppm or less.

If the application cannot be made to the bottom of the well the injector can be placed in the line ahead of the pressure tank and the injection made to the entire water system. The same testing would be required.

For technical assistance on using this product for this application, contact the packaging equipment manufacturer, supplier and refer to the user manual.

STORAGE AND DISPOSAL

Do not contaminate water, food or feed by storage or disposal.

STORAGE: Keep product in its original packaging at a controlled room temperature, between 15° - 30°C (59° - 86°F). Do not expose product to direct sunlight, radiant heat, powdered metals, permanganates, cyanide, hexavalent chromium compounds, other oxidizers, reducers, combustible materials or flammable vapors.

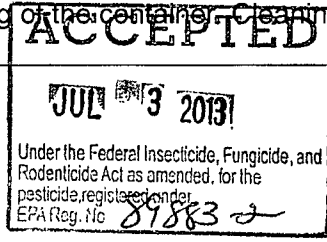
PESTICIDE DISPOSAL: Bottles: If bottle contains less than 50 mg, empty contents into sink with running water according to local regulatory agency requirements or dispose as hazardous waste.

CONTAINERS: Hydrogen peroxide is classified as a DOT oxidizer and a hazardous waste under US EPA hazardous waste regulation and it is a violation of federal law to improperly dispose of pesticides. If these wastes cannot be disposed of by use or according to label instructions, contact your State Pesticide or Environmental Control Agency, or the Hazardous Waste representative at the nearest EPA Regional Office for guidance.

Refillable Containers (Totes and Tank Trucks)

In the Pesticide Disposal section, insert the statement, "Refill the container with pesticide only. Do not reuse this container for any other purpose."

In the Pesticide Disposal section, insert the statement "Cleaning the container before final disposal is the responsibility of the person disposing of the container. Cleaning before refilling is the responsibility of the refiller."



In the Pesticide Disposal section, instructions for cleaning each refillable container prior to disposal are required. The residue removal instructions must be appropriate for the characteristics and formulation of the pesticide product and must be adequate to protect human health and the environment. Please refer to PR Notice 2007-4, Appendix C (All Other Products in Refillable Container) for more information pertaining to what you could include in your labeling as appropriate residue removal

Non-Refillable Containers

Triple rinse container (or equivalent) promptly after emptying.

For those containers less than 5 gallons

Triple rinse as follows: Empty the remaining contents into application equipment or a mix tank. Fill the container 25% full with water and recap. Shake for 10 seconds. Pour rinsate into application equipment or a mix tank or store rinsate for later use or disposal. Drain for 10 seconds after the flow begins to drip. Repeat this procedure two more times.

USER MANUAL

We use the Stenner peristaltic pump, that is NSF 61 certified, or an equivalent NSF certified pump. The pump can inject our product, Oxy Blast hydrogen peroxide, through a 1/4" food grade waterline dropped down the well to the intake of the well pump to within a few inches of the water intake screens.

The Stenner pump is linked to the well pump and is activated, injecting Oxy Blast hydrogen peroxide when the well pump runs, drawing water from the well, and providing a constant flow calibrated to 25 ppm. This calibration is achieved by measurement described below.

The volume of our products needed to reach 25 ppm in water is approximately 20 oz of Oxy Blast 35 or 14 oz of Oxy Blast 50 per 1000 gallons of water. The product is injected into the well until the reading on the hydrogen peroxide test strip from the most distant faucet reads 25 ppm or more. When the 25 ppm is achieved we know the Stenner pump is set for the appropriate injection volume. The Stenner pump has a numbered dial that allows the flow to be set at the appropriate level for each system to maintain the 25 ppm required to keep the system odor free.

Mixing is obtained after the injection by the draw from the well pump and the turbulence inside the well pipe as it goes up the well pipe and through the pipes that have 90 degree turns and other angles the water rushes through. Unlike dry chlorine pellet treatments, Oxy Blast is a fully water soluble liquid and leaves no residue in the well to clog screens at low temperatures.

