



UNITED STATES ENVIRONMENTAL PROTECTION AGENCY
WASHINGTON, D.C. 20460

OFFICE OF CHEMICAL SAFETY
AND POLLUTION PREVENTION

November 23, 2022

Nancy Huebl
Senior Registration Specialist
Central Garden & Pet Company
1501 East Woodfield Road, Suite 200W
Schaumburg, Illinois 60173

Subject: Non-PRIA (Pesticide Registration Improvement Act) Labeling Amendment – Revision to Directions for Use section of label to use an unwrapped WSP inside the jug vs the previously wrapped WSP that had to be removed from the trap and unwrapped before reinserting and filling the trap with water.
Product Name: Starbar Fly Attractant
EPA Registration Number: 89459-11
EPA Receipt Date: 03/23/2022
Action Case Number: 00351971

Dear Ms. Huebl:

The amended labeling referred to above, submitted in connection with registration under the Federal Insecticide, Fungicide, and Rodenticide Act (FIFRA), as amended, is acceptable.

This approval does not affect any terms or conditions that were previously imposed on this registration. You continue to be subject to existing terms or conditions on your registration and any deadlines connected with them.

A stamped copy of your labeling is enclosed for your records. This labeling supersedes all previously accepted labeling. You must submit one (1) copy of the final printed labeling before you release this product for shipment with the new labeling. In accordance with 40 CFR § 152.130(c), you may distribute or sell this product under the previously approved labeling for 18 months from the date of this letter. After 18 months, you may only distribute or sell this product if it bears this new revised labeling or subsequently approved labeling. “To distribute or sell” is defined under FIFRA section 2(gg) and its implementing regulation at 40 CFR § 152.3.

Should you wish to add/retain a reference to your company’s website on your label, then please be aware that the website becomes labeling under FIFRA and is subject to review by the U.S. Environmental Protection Agency (EPA). If the website is false or misleading, the product will be considered to be misbranded and sale or distribution of the product is unlawful under FIFRA section 12(a)(1)(E). 40 CFR § 156.10(a)(5) lists examples of statements EPA may consider false or misleading. In addition, regardless of whether a website is referenced on your product’s label, claims made on the website may not substantially differ from those claims approved through the registration process. Therefore, should EPA find or if it is brought to our attention that a website contains statements or claims substantially differing from statements or claims made in connection with obtaining a FIFRA section 3 registration, the website will be referred to EPA’s Office of Enforcement and Compliance Assurance.

Page 2 of 2

EPA Reg. No. 89459-11

Action Case No. 00351971

Your release for shipment of this product constitutes acceptance of these terms. If these terms are not complied with, this registration will be subject to cancellation in accordance with FIFRA section 6.

If you have any questions, please contact James Parker via email at parker.james@epa.gov.

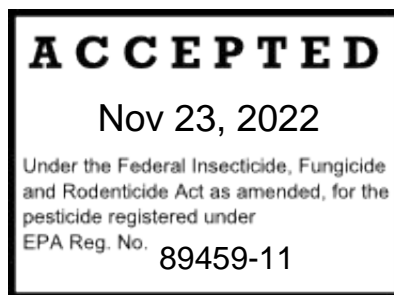
Sincerely,



Andrew Bryceland, Team Leader
Biochemical Pesticides Branch
Biopesticides and Pollution
Prevention Division (7511M)
Office of Pesticide Programs

Enclosure

Starbar® Fly Attractant Master Label



Summary of product formats

	Description of Product Format	WS Pouches in Package	Each WS Attractant pouch Net Weight		Pages
			Ounces	Grams	
Bag traps	Disposable, single-use, sealed bag style trap with water soluble (WS) attractant pouch within; consumer cuts open trap top and adds water to activate. EPA label on trap bag, 2 sizes	1 for Large size 2 for giant size	1	30	2-4
Single-Use Jug Traps	Disposable, single-use "inverted cone-style" jug trap sold with WSP attractant packaged in tear-open packet with EPA label on trap and reduced labeling on attractant package	1	0.50	15	5-7
Reusable Jug Traps	Reusable jug trap sold with WSP attractant packaged in tear-open packet with EPA label on trap and reduced labeling on attractant package	1 for ½ gallon jug 2 for gallon jug	1	30	8-11
Fly Attractant WSP Refill packages	Bag of attractant WSP(s). Full EPA label on outside of outer bag. WSP each labeled with reduced wording per PRN 94-8 (II)(4)	2-24	1	30	12-14
Fly attractant WS pouch	Label text for individual water soluble pouch	NA	0.50 - 1	15/30	15

[optional text]

[Label for Bag Traps (2 sizes) - TOP PANEL]

READ DIRECTIONS FOR USE BEFORE OPENING

Cut on dotted line [associated with dotted line graphic]

[Label for Bag Traps, (2 sizes) - FRONT PANEL]

Alternate brand name: Starbar® Flyrelief™ Disposable Fly Trap

.....WATER FILL LINE.....LÍNEA INDICADORA.....

- [Starbar logo][FLY RELIEF™] [Large/Giant size]
- [DISPOSABLE FLY BAG TRAP][Atrapador de moscas desechable]
- [Add water and hang] [Añada agua y cuelgue]
- [Holds up to 10,000 flies] [Retiene hasta 10,000 moscas] (for large size)
- [Holds up to 20,000 flies] [Retiene hasta 20,000 moscas](for giant size)
- [Catches filth breeding flies such as house flies, [blow flies,] [flesh flies,] [blue and green bottle flies,] [dump flies,] [and dung flies]]
- [Fly Terminator]
- [Easy to Use]
- [Attractant included]
- [Attracts and traps flies]
- [Flies drown in attractant]
- [No killing agents, insects drown]
- [Ideal for areas with heavy fly concentrations]
- [For outdoor use]
- [Includes proven fly attractant]
- [Just add water]

ACTIVE INGREDIENTS:

Z-9 tricosene	1.0%
Putrescent whole egg solids	20.5%
Trimethylamine*	0.6%
Indole.....	0.2%

OTHER INGREDIENTS:	77.7%
TOTAL	100.0%

*Generated from trimethylamine HCL 1.00%

**KEEP OUT OF REACH OF CHILDREN
CAUTION**

ATTRACTANT NET CONTENTS: 1 oz (30 grams) Trap size: large
2 oz (60 grams) Trap size: Giant

[Label for Bag Traps, (2 sizes) - BACK PANEL]

[Brand Name] includes a scientifically developed attractant. Once flies are in the trap, they drown and add to the trap's attractant. Use [Brand Name][this disposable trap] in the yard, kennel, stable, barn, around horses, pets, cattle, sheep, poultry, hogs, garbage containers and other outdoor areas where nuisance and filth flies are a problem.

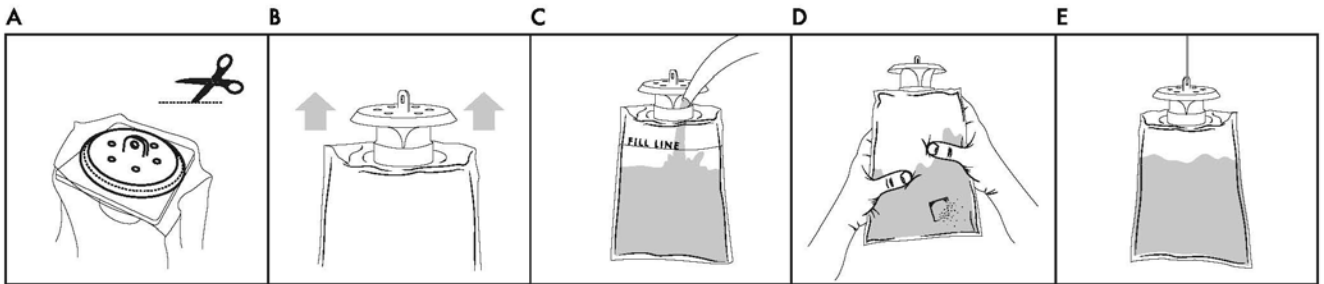
[Catches filth breeding flies such as house flies, [blow flies,] [flesh flies,] [blue and green bottle flies,] [dump flies,] [and dung flies]]

DIRECTIONS FOR USE:

It is a violation of Federal law to use this product in a manner inconsistent with its labeling.

1. Remove film on top of trap by cutting dotted line ***inside*** of black rim seal. [(Diagram A)]
2. Pull up trap top by tab until it snaps into position. [(Diagram B)]
3. Fill trap to "fill line" with clean water to activate the attractant. [(Diagram C)]
4. Agitate lightly to disperse attractant. [(Diagram D)]
5. Hang trap outside in a sunlit area of high fly concentration when flies are active and where odors will not be a problem. [(Diagram E)] For best results, place trap within four feet of the ground. In hot weather (above 90°F/32°C), place trap in shade for better results, in cooler weather, place trap in sun.
6. For use in yards or around animal housing, place traps 30 ft (10 m) or more away from home or animals to draw flies away from those locations.
7. For high fly populations, use several traps in different locations.
8. Replace trap when full of flies, or when contents dry out.
9. Wash hands with soap and water after handling.

NOTE: Not for indoor use, nor for use against biting flies. Contents may give off bad odor; keep contents from coming into contact with hands or clothing.



STORAGE AND DISPOSAL

STORAGE: Store in a cool, dry, well-ventilated location out of reach of pets and livestock. **CONTAINER**

HANDLING: Push trap top down to close. Deposit in trash.

(Central Garden & Pet confirms that the Spanish language text is/will be a true and accurate translation of the English text.)

For information or in case of emergency, call 1-800-XXX-XXXX or visit our Web site: www.starbarproducts.com

EPA Reg. No. 89459-11

EPA Est. No.

Central Garden & Pet Company, 1501 East Woodfield Road, 200W, Schaumburg, Illinois 60173

Starbar is a registered trademark of Wellmark International, Central Garden & Pet is a trademark of Central Garden & Pet Company. Fly Relief is a trademark of Farnam Companies, Inc. All other trademarks are the property of their respective owners.

Made in USA

[Label for Single Use Jug Traps - FRONT PANEL]

Alternate brand name: Starbar® Trap 'N Toss™ Disposable Fly Trap

.....WATER FILL LINE.....LÍNEA INDICADORA.....

[Starbar logo] [TRAP 'N TOSS™][MUSCA-DOME]

[DISPOSABLE FLY TRAP] [Atrapador de moscas desechable]

[Attractant included!]

[Hang or set on ground]

[Catches filth breeding flies such as house flies, [blow flies,] [flesh flies,] [blue and green bottle flies,] [dump flies,] [and dung flies]]

[Fly Terminator]

[Attracts and traps flies]

[Flies drown in attractant]

[No killing agents, insects drown]

[Easy to Use]

[For outdoor use]

[Includes proven fly attractant]

[Just add water]

ACTIVE INGREDIENTS:

Z-9 tricosene1.0%

Putrescent whole egg solids20.5%

Trimethylamine*0.6%

Indole0.2%

OTHER INGREDIENTS:77.7%

TOTAL 100.0%

*Generated from trimethylamine HCL 1.00%

**KEEP OUT OF REACH OF CHILDREN
CAUTION**

ATTRACTANT NET CONTENTS: 0.5 oz (15 grams)

[Label for Single Use Jug Traps - SIDE PANEL(S)]

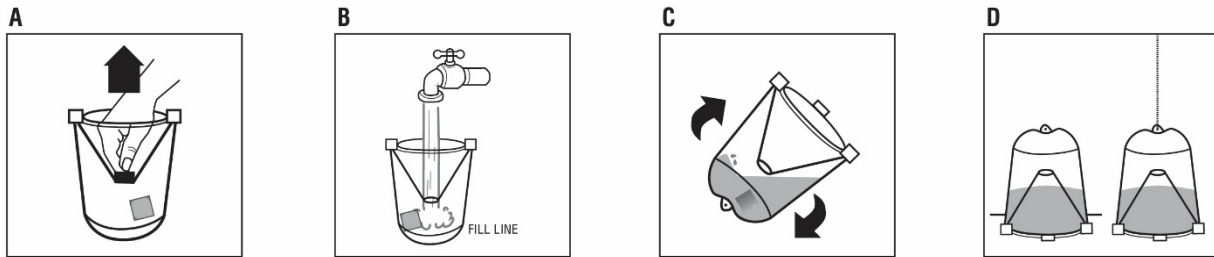
[Brand Name] Disposable Fly Trap includes a scientifically developed attractant. Once flies are in the trap, they drown and add to the attractant. Use [Brand Name] [this disposable trap] in the yard, kennel, stable, barn, around horses, pets, cattle, sheep, poultry, hogs, garbage containers and other outdoor areas where nuisance and filth flies are a problem.

[Catches filth breeding flies such as house flies, [blow flies,] [flesh flies,] [blue and green bottle flies,] [dump flies,] [and dung flies]]

DIRECTIONS FOR USE:

1. Bait and use trap outdoors.
2. Remove the [plug][pull tab] from inside of trap cone. [(Diagram A)]
3. Leave the attractant pod inside and turn the trap upside down,
4. Add [16 fluid ounces [fl oz] of] clean water [up to fill line] to dissolve and activate attractant [(Diagram B)].
5. Agitate lightly to disperse attractant. [(Diagram C)]
6. Slowly turn trap right side up, and hang or set on a flat surface outside in a sunlit area of high fly concentration when flies are active and where odors will not be a problem. [(Diagram D)] For best results, place trap within four feet of the ground. In hot weather (above 90°F/32°C), place trap in shade for better results, in cooler weather, place trap in full sun.
7. If placed on ground, be sure that at least ¼ inch of space is available between the trap body and ground so flies can enter.
8. Replace trap when full of flies, or when trap contents dry out
9. Wash hands with soap and water after handling.

NOTE: Not for indoor use, nor for use against biting flies. Contents may give off bad odor; keep contents from coming in contact with hands or clothing.



STORAGE AND DISPOSAL

STORAGE: Store in a cool, dry, well-ventilated location out of reach of pets and livestock.

CONTAINER HANDLING: Deposit in trash.

(Central Garden & Pet confirms that the Spanish language text is/will be a true and accurate translation of the English text.)

For information or in case of emergency, call 1-800-XXX-XXXX or visit our Web site: WWW.Starbarproducts.com

EPA Reg. No. 89459-11

EPA Est. No.

Central Garden & Pet Company, 1501 East Woodfield Road, 200W, Schaumburg, Illinois 60173

Starbar is a registered trademark of Welmark International, Central Garden & Pet and its logo are trademarks of Central Garden & Pet Company. Trap 'N Toss is a trademark of Farnam Companies, Inc. All other trademarks are the property of their respective owners.

Made in USA

[Label for Reusable Jug Traps (2 sizes) - FRONT PANEL]

Alternate brand names: Starbar® Captivator® Fly Trap
Starbar® Fly Terminator® Pro Fly Trap
Starbar® Milk Jugg™ Trap

Includes Fly Attractant [for Half-Gallon/Gallon-Sized Traps]
[Brand Name][Captivator][Fly Terminator][Milk Jugg Trap]
[Attracts flies to fly traps][Atrayente de moscas]
[Attracts filth breeding flies such as house flies, [blow flies,] [flesh flies,] [blue and green bottle flies,] [dump flies,] [and dung flies]]
[Pouches dissolve and activate in water]
[Easy to use][Just add water]
[For outdoor use]
[Reusable]
[Includes proven fly attractant]
[Just add water]

ACTIVE INGREDIENTS:

Z-9 tricosene	1.0%
Putrescent whole egg solids	20.5%
Trimethylamine*	0.6%
Indole	0.2%
OTHER INGREDIENTS:	<u>77.7%</u>
TOTAL	100.0%

*Generated from trimethylamine HCL 1.00%

**KEEP OUT OF REACH OF CHILDREN
CAUTION**

ATTRACTANT NET CONTENTS: 1 oz (30 grams) (1 water soluble pouch) for ½ gallon trap
2 oz (60 grams) (2 water soluble pouches) for gallon trap

[Label for Reusable Jug Traps (2 sizes) - SIDE PANEL(S)]

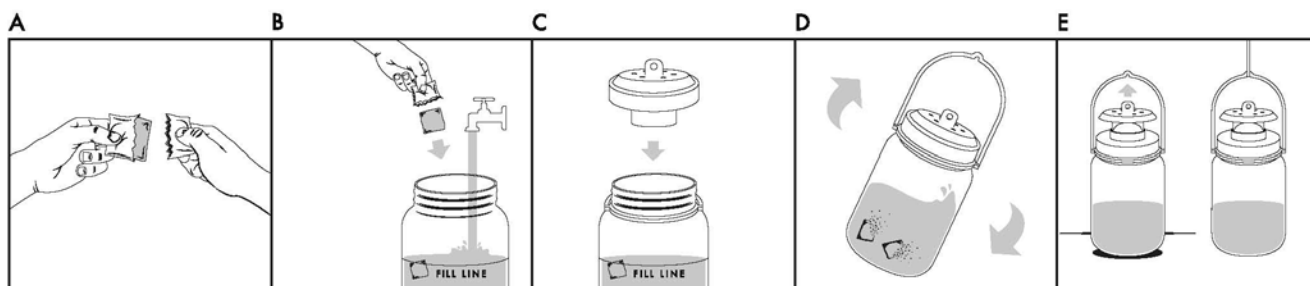
Includes Fly Attractant for use in [Brand Name] [Half-Gallon-Sized Traps][Gallon-Sized Traps] (Gallon-sized traps) - Specially formulated for use with [Brand Names] [Fly Terminator®, Fly Terminator®Pro, Milk Jugg™ Trap] [and other gallon-size reusable fly traps.] (Half-Gallon-sized traps) - Specially formulated for use with [Brand name] Starbar® Captivator® Fly Trap [and other half-gallon-size reusable fly traps.]

DIRECTIONS FOR USE:

It is a violation of Federal law to use this product in a manner inconsistent with its labeling.

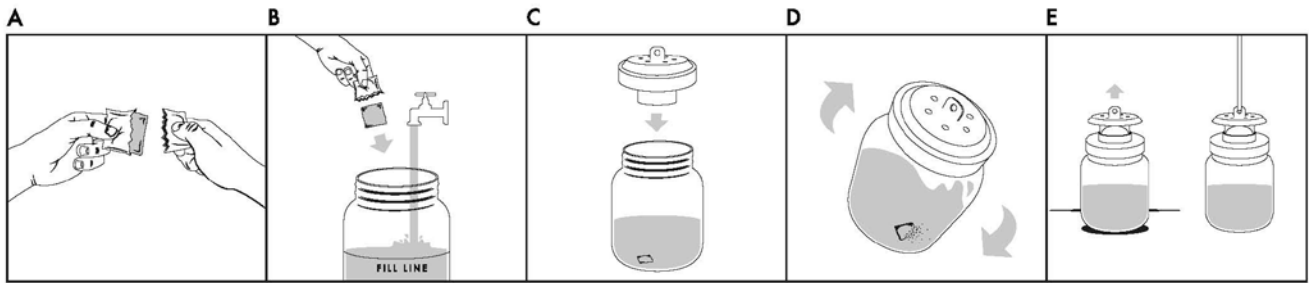
1. Bait and use trap outdoors.
2. Tear open packet containing fly attractant. [(Diagram A)]
3. Place [both] water-soluble attractant pouch(es) into trap. Do not open the inside pouch(es), it [they] will dissolve in water. (Gallon-sized traps) - Add one-half gallon of clean water[to fill line] to activate the attractant. (Half-Gallon-sized traps) Add one quart of clean water [to fill line] to activate the attractant. [(Diagram B)]
4. Securely replace top of trap. [Be sure center battle assembly is snapped into the open position.] [(Diagram C)]
5. Agitate lightly to disperse attractant. [(Diagram D)]
6. Hang trap outside from handle or tab on top of jug or place trap on ground in a sunlit area of high fly concentration when flies are active and where odors will not be a problem. [(Diagram E)] For best results, place trap within four feet of the ground. In hot weather (above 90°F/32°C), place trap in shade for better results, in cooler weather, place trap in sun.
7. Agitate trap contents occasionally to thoroughly wet trapped flies. Add water to the trap as necessary to maintain the fluid level. Rebait trap when full of flies, or when trap contents dry out.
8. Wash hands with soap and water after handling.
9. Trap may be rinsed and refill with replacement [Brand Name][fly attractant][WSP].

Graphics for Gallon Jug Traps



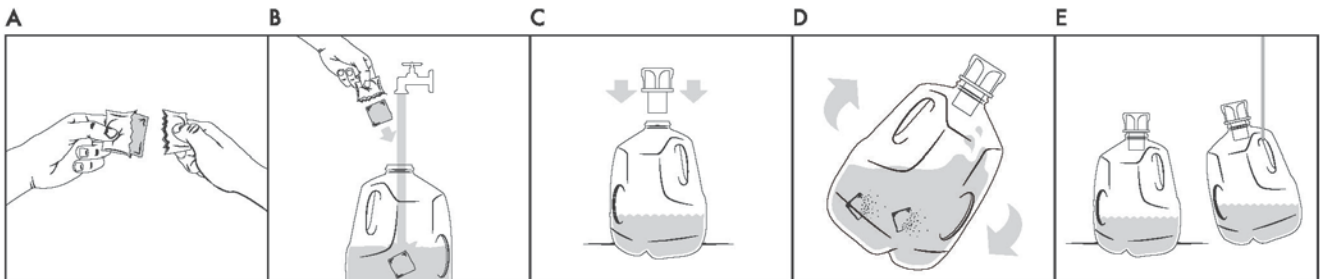
[Label for Reusable Jug Traps (2 sizes) - SIDE PANEL(S)]

Graphics for Half Gallon Jug Traps



(Alternate Directions For Use for Blister Card trap)

1. Bait and use trap outdoors.
 2. Remove trapping heads and [fly attractant] packets from blister card.
 3. Rinse out a standard one-gallon plastic milk/water/juice jug of the type shown on the front of the blister card. Use only transparent type jugs, not opaque or colored jugs.
 4. Tear open packet containing fly attractant. [(Diagram A)]
 5. Place [both] water-soluble attractant pouch(es) into empty jug trap. Do not open the inside pouch(es), it/they will dissolve in water. Add one-half gallon of clean water to activate the attractant. [(Diagram B)]
 6. Slide cylinder part of trap head into mouth of jug. [(Diagram C)]
 7. Agitate lightly to disperse attractant. [(Diagram D)]
 8. Hang trap outside from handle or place trap on ground in a sunlit area of high fly concentration when flies are active and where odors will not be a problem. [(Diagram E)] For best results, place trap within four feet of the ground. In hot weather (above 90°F/32°C), place trap in shade for better results, in cooler weather, place trap in sun.
 9. Agitate trap contents occasionally to thoroughly wet trapped flies. Add water to the trap as necessary to maintain the fluid level. Rebait trap when full of flies, or when trap contents dry out.
 10. Wash hands with soap and water after handling.
 11. Trap may be rinsed and refill with replacement [Brand Name][fly attractant][WSP].
- NOTE:** not for indoor use, nor for use against biting flies. Contents may give off bad odor; keep contents from coming in contact with hands or clothing.



STORAGE AND DISPOSAL

STORAGE: Store in a cool, dry, well-ventilated location out of reach of pets and livestock. **DISPOSAL:** Deposit outer packet in trash.

For information or in case of emergency, call 1-800-xxx-xxxx or visit our Web site: WWW.Starbarproducts.com

EPA Reg. No. 89459-11

EPA Est. No.

Central Garden & Pet Company
1501 East Woodfield Road, 200W
Schaumburg, Illinois 60173

Starbar is a registered trademark of Welmark International, Central Garden & Pet is a registered trademark of Central Garden & Pet Company. Milk Jug is a trademark, and Fly Terminator is a registered trademark of Farnam Companies, Inc. All other trademarks are the property of their respective owners.

Made in USA

[Label text for Fly Attractant WSP Refills - FRONT PANEL]

Alternate brand name: Starbar® Fly Trap Attractant

Fly [Trap] Attractant [Refills]

[Water soluble attractant pouches for use in [Brand Name] half-gallon and gallon-sized reusable fly traps]]

[Attracts flies to fly traps] [Atrayente de moscas]

[Attracts filth breeding flies such as house flies, [blow flies,] [flesh flies,] [blue and green bottle flies,] [dump flies,] [and dung flies]]

[Fly Terminator]

[Pouches dissolve and activate in water]

[Easy to use]

For use in the [Brand Name] reusable fly trap

Dissolves and activates in water

No killing agents, insects drown

ACTIVE INGREDIENTS:

Z-9 tricosene	1.0%
Putrescent whole egg solids	20.5%
Trimethylamine*	0.6%
Indole.....	0.2%
OTHER INGREDIENTS:	<u>77.7%</u>
TOTAL	100.0%

*Generated from trimethylamine HCL 1.00%

**KEEP OUT OF REACH OF CHILDREN
CAUTION**

ATTRACTANT NET CONTENTS: [2-24] oz
[60-720 grams]
[[2-24] one-oz (30 g) water soluble pouches]

[Label text for Fly Attractant WSP Refills – BACK PANEL]

[Brand Name] is specially formulated for use with [Brand Name] Fly Traps [including Fly Terminator[®], Fly Terminator[®] Pro, Milk Jugg[™] Trap, and Captivator[®] Fly Trap] [and other half-gallon and gallon-sized reusable fly traps.]

DIRECTIONS FOR USE:

It is a violation of Federal law to use this product in a manner inconsistent with its labeling.

(DFU for Single/Double WSP Refill Packet(s))

1. Bait and use traps outdoors.
2. Tear open packet(s) [at tabs] and drop inner packet(s) into trap. Handle with dry hands or use gloves.
3. Do not open the inside pouch(es), it [they] will dissolve in the trap water.
4. Add water [to fill line].
5. Replace top securely.
6. Hang or place trap outside near a fly source.
7. Wash hands with soap and water after handling.
8. Empty trap and rebait attractant when trap dries out or becomes full, or after 30 days, whichever comes first.

(Alternate DFU for Resealable Bag of WSPs)

1. Bait and use traps outdoors.
2. Open zipper bag to remove water-soluble attractant pouch and drop pouch into trap. Handle with dry hands or use gloves.
3. Use attractants promptly after removing from package, and keep them dry during handling.
4. Do not open the inside pouches, they will dissolve in the trap water.
5. Reseal zipper bag after removing water-soluble attractant pouch(es), and keep sealed when not in use.
6. Add water [to fill line].
7. Replace top securely.
8. Hang or place trap outside near a fly source.
9. Wash hands with soap and water after handling.
10. Empty trap and replace attractant when trap dries out or becomes full, or after 30 days, whichever comes first.

USAGE RATES:

For [Brand Names] [and other gallon-sized reusable fly traps], place two water-soluble attractant pouches into trap and add one-half gallon of clean water to activate attractant.

For [Brand Names] [and other half-gallon reusable fly traps], place one water-soluble attractant pouch into trap and add one-quart of clean water to activate attractant.

NOTE: Not for indoor use, nor for use against biting flies. Contents may give off bad odor; do not allow contents to contact hands or clothing.

[Label text for Fly Attractant WSP Refills – BACK PANEL-continued]

STORAGE AND DISPOSAL

STORAGE: Store in original container in a cool, dry, well-ventilated location out of reach of children, pets and livestock. **PESTICIDE DISPOSAL AND CONTAINER HANDLING:** Nonrefillable container. Do not reuse or refill this bag. **If empty:** Place in trash or offer for recycling, if available. **(Use if resealable bag) If partly filled:** Call your local solid waste agency for disposal instructions. Never place unused product down any indoor or outdoor drain.

For information or in case of emergency, call 1-800-xxx-xxxx or visit our Web site: www.starbarproducts.com

EPA Reg. No. 89459-11

EPA Est. No.

Central Garden & Pet Company, 1501 East Woodfield Road, 200W, Schaumburg, Illinois 60173

Starbar is a registered trademark of Welmark International, Central Garden & Pet is a trademark of Central Garden & Pet Company. Milk Jugg is a trademark, and Captivator and Fly Terminator are registered trademarks of Farnam Companies, Inc. All other trademarks are the property of their respective owners.

Made in USA

[Label text for WS POUCH LABEL]

Product Name

ACTIVE INGREDIENTS:

Z-9 tricosene 1.0%, Putrescent whole egg solids 20.5%, Trimethylamine* 0.6%, Indole 0.2%

*Generated from trimethylamine HCL 1.00%

KEEP OUT OF REACH OF CHILDREN

CAUTION

See outside label for Directions for Use.

EPA Reg No. 89459-11

Net Contents