



UNITED STATES ENVIRONMENTAL PROTECTION AGENCY
WASHINGTON, D.C. 20460

OFFICE OF CHEMICAL SAFETY
AND POLLUTION PREVENTION

September 17, 2015

Nancy Huebl
Senior Registration Specialist
Central Garden & Pet Company
1501 E. Woodfield Rd
Suite 200W
Schaumburg, IL 60173

Subject: Labeling Notification per Pesticide Registration Notice (PRN) 98-10 – To add alternate brand names, revise the EPA Reg. No., correct registrant name on page 7, add website on page 14, and revise trademark sentence.
Product Name: Starbar® Fly Attractant
EPA Registration Number: 89459-11
Application Date: August 11, 2015
OPP Decision Number: 508034

Dear Ms. Huebl:

The U.S. Environmental Protection Agency (EPA) is in receipt of your application for notification under Pesticide Registration Notice (PRN) 98-10 for the above referenced product. The Biopesticides and Pollution Prevention Division (BPPD) has conducted a review of this request for its applicability under PRN 98-10 and finds that the action requested falls within the scope of PRN 98-10.

The labeling submitted with this application has been stamped “Notification” and will be placed in our records. The alternate brand names Starbar® Flyrelief™ Disposable Fly Trap, Starbar® Trap ‘N Toss™ Disposable Fly Trap, Starbar® Captivator® Fly Trap, Starbar® Fly Terminator® Pro Fly Trap, Starbar® Milk Jugg™ Trap, and Starbar® Fly Trap Attractant have been added to the product’s records. You must submit one (1) copy of the final printed labeling with the modifications.

Page 2 of 2
EPA Reg. No. 89459-11
OPP Decision No. 508034

If you have any questions, please contact Colin G. Walsh of my team by phone at (703) 308-0298 or via email at walsh.colin@epa.gov.

Sincerely,

A handwritten signature in blue ink that reads "Andrew C. Bryceland". The signature is written in a cursive style with a large, stylized initial 'A'.

Andrew C. Bryceland, Team Leader
Biochemical Pesticides Branch
Biopesticides and Pollution
Prevention Division (7511P)
Office of Pesticide Programs

Enclosure

NOTIFICATION

89459-11

The applicant has certified that no changes, other than those reported to the Agency have been made to the labeling. The Agency acknowledges this notification by letter dated:

09/17/2015

Starbar® Fly Attractant Master Label

Summary of product formats

	Description of Product Format	WS Pouches in Package	Each WS Attractant pouch Net Weight		Pages
			Ounces	Grams	
Bag traps	Disposable, single-use, sealed bag style trap with water soluble (WS) attractant pouch within; consumer cuts open trap top and adds water to activate. EPA label on trap bag, 2 sizes	1 for Large size 2 for giant size	1	30	2-4
Single-Use Jug Traps	Disposable, single-use "inverted cone-style" jug trap sold with WSP attractant packaged in tear-open packet with EPA label on trap and reduced labeling on attractant package	1	0.50	15	5-7
Reusable Jug Traps	Reusable jug trap sold with WSP attractant packaged in tear-open packet with EPA label on trap and reduced labeling on attractant package	1 for ½ gallon jug 2 for gallon jug	1	30	8-11
Fly Attractant WSP Refill packages	Bag of attractant WSP(s). Full EPA label on outside of outer bag. WSP each labeled with reduced wording per PRN 94-8 (II)(4)	2-24	1	30	12-14
Fly attractant WS pouch	Label text for individual water soluble pouch	NA	0.50 - 1	15/30	15

[optional text]

[Label for Bag Traps (2 sizes) - TOP PANEL]

READ DIRECTIONS FOR USE BEFORE OPENING

Cut on dotted line [associated with dotted line graphic]

[Label for Bag Traps, (2 sizes) - FRONT PANEL]

Alternate brand name: Starbar® Flyrelief™ Disposable Fly Trap

.....WATER FILL LINE.....LÍNEA INDICADORA.....

- [Starbar logo][FLY RELIEF™] [Large/Giant size]
- [DISPOSABLE FLY BAG TRAP][Atrapador de moscas desechable]
- [Add water and hang] [Añada agua y cuelgue]
- [Holds up to 10,000 flies] [Retiene hasta 10,000 moscas] (for large size)
- [Holds up to 20,000 flies] [Retiene hasta 20,000 moscas](for giant size)
- [Catches filth breeding flies such as house flies, [blow flies,] [flesh flies,] [blue and green bottle flies,] [dump flies,] [and dung flies]]
- [Fly Terminator]
- [Easy to Use]
- [Attractant included]
- [Attracts and traps flies]
- [Flies drown in attractant]
- [No killing agents, insects drown]
- [Ideal for areas with heavy fly concentrations]
- [For outdoor use]
- [Includes proven fly attractant]
- [Just add water]

ACTIVE INGREDIENTS:

Z-9 tricosene	1.0%
Putrescent whole egg solids	20.5%
Trimethylamine*	0.6%
Indole.....	0.2%

OTHER INGREDIENTS:	<u>77.7%</u>
TOTAL	100.0%

*Generated from trimethylamine HCL 1.00%

**KEEP OUT OF REACH OF CHILDREN
CAUTION**

ATTRACTANT NET CONTENTS: 1 oz (30 grams) Trap size: large
2 oz (60 grams) Trap size: Giant

[Label for Bag Traps, (2 sizes) - BACK PANEL]

[Brand Name] includes a scientifically developed attractant. Once flies are in the trap, they drown and add to the trap's attractant. Use [Brand Name][this disposable trap] in the yard, kennel, stable, barn, around horses, pets, cattle, sheep, poultry, hogs, garbage containers and other outdoor areas where nuisance and filth flies are a problem.

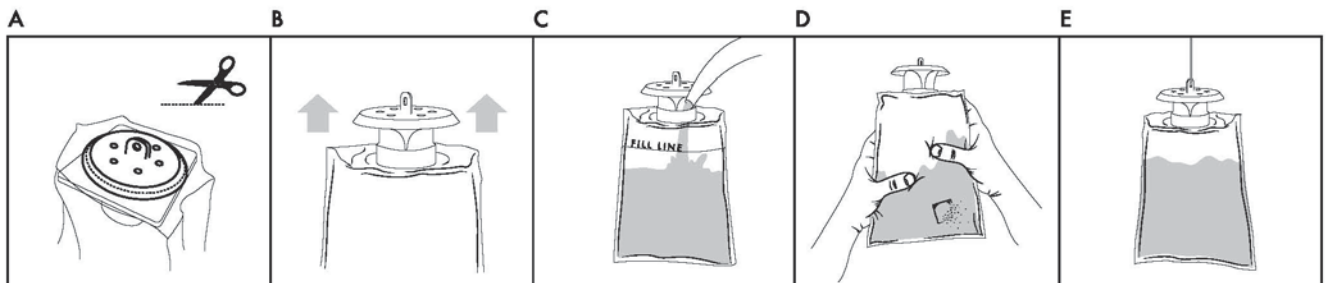
[Catches filth breeding flies such as house flies, [blow flies,] [flesh flies,] [blue and green bottle flies,] [dump flies,] [and dung flies]]

DIRECTIONS FOR USE:

It is a violation of Federal law to use this product in a manner inconsistent with its labeling.

1. Remove film on top of trap by cutting dotted line ***inside*** of black rim seal. [(Diagram A)]
2. Pull up trap top by tab until it snaps into position. [(Diagram B)]
3. Fill trap to "fill line" with clean water to activate the attractant. [(Diagram C)]
4. Agitate lightly to disperse attractant. [(Diagram D)]
5. Hang trap outside in a sunlit area of high fly concentration when flies are active and where odors will not be a problem. [(Diagram E)] For best results, place trap within four feet of the ground. In hot weather (above 90°F/32°C), place trap in shade for better results, in cooler weather, place trap in sun.
6. For use in yards or around animal housing, place traps 30 ft (10 m) or more away from home or animals to draw flies away from those locations.
7. For high fly populations, use several traps in different locations.
8. Replace trap when full of flies, or when contents dry out.
9. Wash hands with soap and water after handling.

NOTE: Not for indoor use, nor for use against biting flies. Contents may give off bad odor; keep contents from coming into contact with hands or clothing.



STORAGE AND DISPOSAL

STORAGE: Store in a cool, dry, well-ventilated location out of reach of pets and livestock. **CONTAINER**

HANDLING: Push trap top down to close. Deposit in trash.

(Central Garden & Pet confirms that the Spanish language text is/will be a true and accurate translation of the English text.)

For information or in case of emergency, call 1-800-XXX-XXXX or visit our Web site: www.starbarproducts.com

EPA Reg. No. 89459-11XX

EPA Est. No.

Central Garden & Pet Company, 1501 East Woodfield Road, 200W, Schaumburg, Illinois 60173

Starbar is a registered trademark of Welmark International, Central Garden & Pet is a trademark of Central Garden & Pet Company. Fly Relief is a trademark of Farnam Companies, Inc. All other trademarks are the property of their respective owners.

Made in USA

[Label for Single Use Jug Traps - FRONT PANEL]

Alternate brand name: Starbar® Trap 'N Toss™ Disposable Fly Trap

.....WATER FILL LINE.....LÍNEA INDICADORA.....

- [Starbar logo] [TRAP 'N TOSS™][MUSCA-DOME]
- [DISPOSABLE FLY TRAP] [Atrapador de moscas desechable]
- [Attractant included!]
- [Hang or set on ground]
- [Catches filth breeding flies such as house flies, [blow flies,] [flesh flies,] [blue and green bottle flies,] [dump flies,] [and dung flies]]
- [Fly Terminator]
- [Attracts and traps flies]
- [Flies drown in attractant]
- [No killing agents, insects drown]
- [Easy to Use]
- [For outdoor use]
- [Includes proven fly attractant]
- [Just add water]

ACTIVE INGREDIENTS:

Z-9 tricosene	1.0%
Putrescent whole egg solids	20.5%
Trimethylamine*	0.6%
Indole	0.2%

OTHER INGREDIENTS:77.7%

TOTAL 100.0%

*Generated from trimethylamine HCL 1.00%

**KEEP OUT OF REACH OF CHILDREN
CAUTION**

ATTRACTANT NET CONTENTS: 0.5 oz (15 grams)

[Label for Single Use Jug Traps - SIDE PANEL(S)]

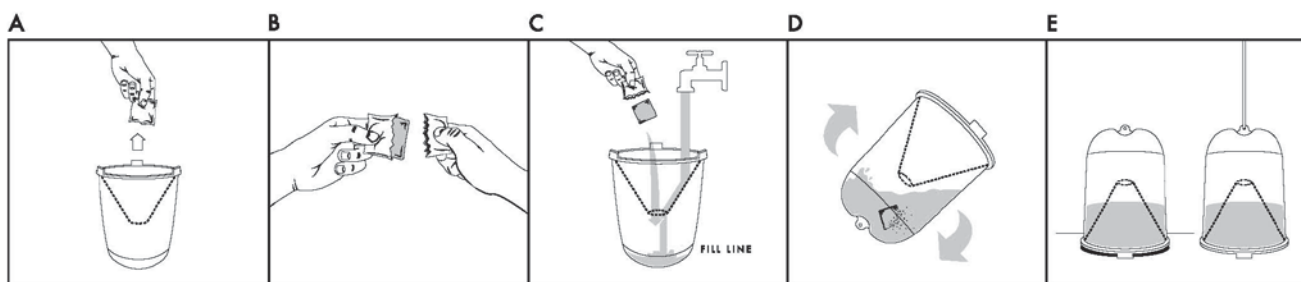
[Brand Name] Disposable Fly Trap includes a scientifically developed attractant. Once flies are in the trap, they drown and add to the attractant. Use [Brand Name] [this disposable trap] in the yard, kennel, stable, barn, around horses, pets, cattle, sheep, poultry, hogs, garbage containers and other outdoor areas where nuisance and filth flies are a problem.

[Catches filth breeding flies such as house flies, [blow flies,] [flesh flies,] [blue and green bottle flies,] [dump flies,] [and dung flies]]

DIRECTIONS FOR USE:

1. Bait and use trap outdoors.
2. Remove attractant assembly from inside of trap cone. [(Diagram A)]
3. While holding trap upside down, tear open outside attractant packet. [(Diagram B)]
4. Drop water-soluble attractant pouch into trap. Handle with dry hands or use gloves. Do not open the inside pouch, it will dissolve in water. Add [16 fluid ounces [fl oz] of] clean water [up to fill line] to activate attractant [(Diagram C)].
5. Agitate lightly to disperse attractant. [(Diagram D)]
6. Slowly turn trap right side up, and hang or set on a flat surface outside in a sunlit area of high fly concentration when flies are active and where odors will not be a problem. [(Diagram E)] For best results, place trap within four feet of the ground. In hot weather (above 90°F/32°C), place trap in shade for better results, in cooler weather, place trap in full sun.
7. If placed on ground, be sure that at least ¼ inch of space is available between the trap body and ground so flies can enter.
8. Replace trap when full of flies, or when trap contents dry out
9. Wash hands with soap and water after handling.

NOTE: Not for indoor use, nor for use against biting flies. Contents may give off bad odor; keep contents from coming in contact with hands or clothing.



STORAGE AND DISPOSAL

STORAGE: Store in a cool, dry, well-ventilated location out of reach of pets and livestock.

CONTAINER HANDLING: Deposit in trash.

(Central Garden & Pet confirms that the Spanish language text is/will be a true and accurate translation of the English text.)

For information or in case of emergency, call 1-800-XXX-XXXX or visit our Web site: WWW.Starbarproducts.com

EPA Reg. No. 89459-11XXX

EPA Est. No.

~~Welmark International~~ Central Garden & Pet Company, 1501 East Woodfield Road, 200W, Schaumburg, Illinois 60173

Starbar is a registered trademark of Welmark International, Central Garden & Pet and its logo are trademarks of Central Garden & Pet Company. Trap 'N Toss is a trademark of Farnam Companies, Inc. All other trademarks are the property of their respective owners.

Made in USA

[Label for Reusable Jug Traps (2 sizes) - FRONT PANEL]

Alternate brand names: Starbar® Captivator® Fly Trap
Starbar® Fly Terminator® Pro Fly Trap
Starbar® Milk Jugg™ Trap

Includes Fly Attractant [for Half-Gallon/Gallon-Sized Traps]
[Brand Name][Captivator][Fly Terminator][Milk Jugg Trap]
[Attracts flies to fly traps][Atrayente de moscas]
[Attracts filth breeding flies such as house flies, [blow flies,] [flesh flies,] [blue and green bottle flies,] [dump flies,] [and dung flies]]
[Pouches dissolve and activate in water]
[Easy to use][Just add water]
[For outdoor use]
[Reusable]
[Includes proven fly attractant]
[Just add water]

ACTIVE INGREDIENTS:

Z-9 tricosene	1.0%
Putrescent whole egg solids	20.5%
Trimethylamine*	0.6%
Indole	0.2%
OTHER INGREDIENTS:	<u>77.7%</u>
TOTAL	100.0%

*Generated from trimethylamine HCL 1.00%

**KEEP OUT OF REACH OF CHILDREN
CAUTION**

ATTRACTANT NET CONTENTS: 1 oz (30 grams) (1 water soluble pouch) for ½ gallon trap
2 oz (60 grams) (2 water soluble pouches) for gallon trap

[Label for Reusable Jug Traps (2 sizes) - SIDE PANEL(S)]

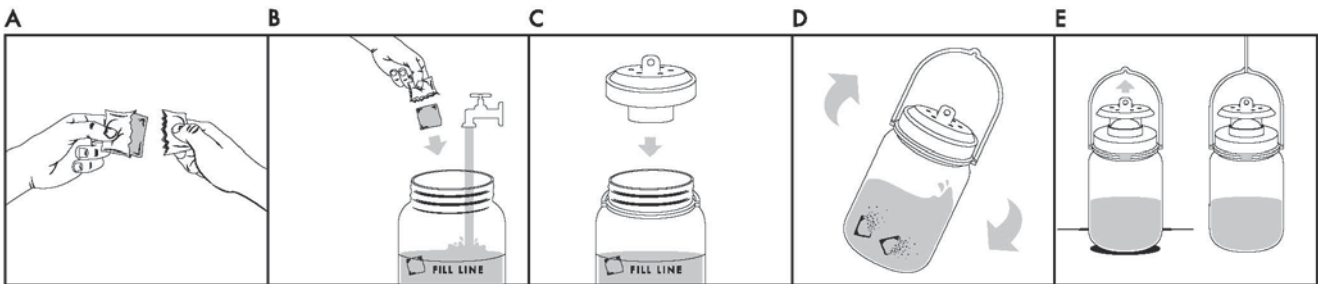
Includes Fly Attractant for use in [Brand Name] [Half-Gallon-Sized Traps][Gallon-Sized Traps] (Gallon-sized traps) - Specially formulated for use with [Brand Names] [Fly Terminator®, Fly Terminator®Pro, Milk Jugg™ Trap] [and other gallon-size reusable fly traps.] (Half-Gallon-sized traps) - Specially formulated for use with [Brand name] Starbar® Captivator® Fly Trap [and other half-gallon-size reusable fly traps.]

DIRECTIONS FOR USE:

It is a violation of Federal law to use this product in a manner inconsistent with its labeling.

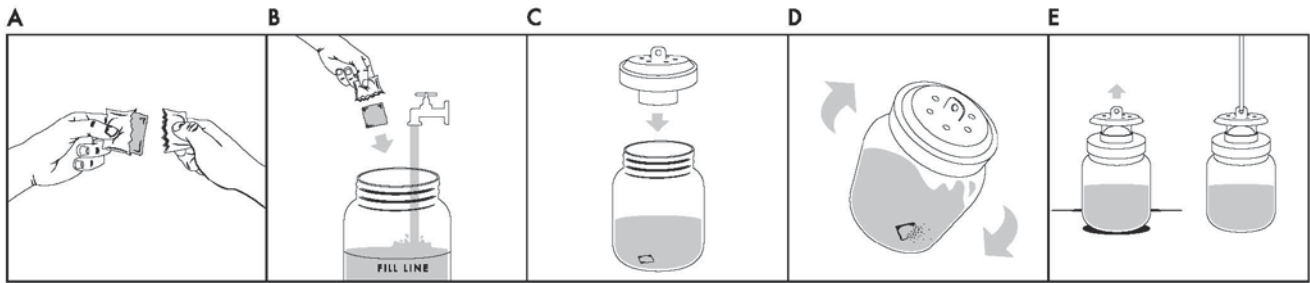
1. Bait and use trap outdoors.
2. Tear open packet containing fly attractant. [(Diagram A)]
3. Place [both] water-soluble attractant pouch(es) into trap. Do not open the inside pouch(es), it [they] will dissolve in water. (Gallon-sized traps) - Add one-half gallon of clean water[to fill line] to activate the attractant. (Half-Gallon-sized traps) Add one quart of clean water [to fill line] to activate the attractant. [(Diagram B)]
4. Securely replace top of trap. [Be sure center battle assembly is snapped into the open position.] [(Diagram C)]
5. Agitate lightly to disperse attractant. [(Diagram D)]
6. Hang trap outside from handle or tab on top of jug or place trap on ground in a sunlit area of high fly concentration when flies are active and where odors will not be a problem. [(Diagram E)] For best results, place trap within four feet of the ground. In hot weather (above 90°F/32°C), place trap in shade for better results, in cooler weather, place trap in sun.
7. Agitate trap contents occasionally to thoroughly wet trapped flies. Add water to the trap as necessary to maintain the fluid level. Rebait trap when full of flies, or when trap contents dry out.
8. Wash hands with soap and water after handling.
9. Trap may be rinsed and refill with replacement [Brand Name][fly attractant][WSP].

Graphics for Gallon Jug Traps



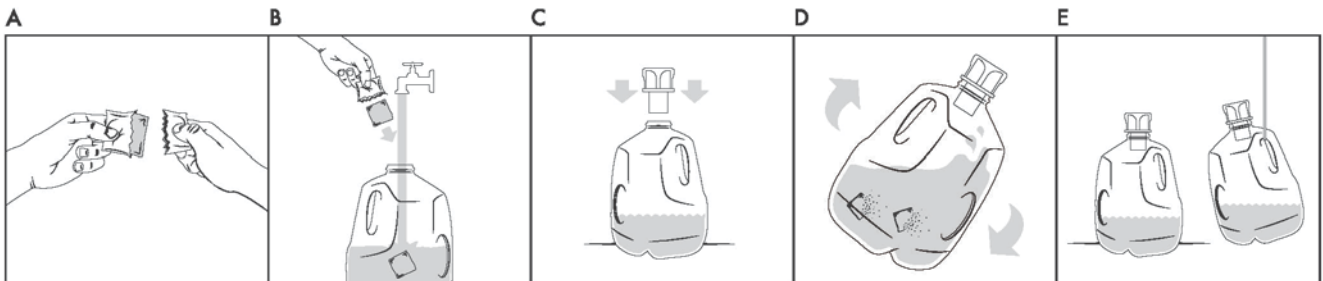
[Label for Reusable Jug Traps (2 sizes) - SIDE PANEL(S)]

Graphics for Half Gallon Jug Traps



(Alternate Directions For Use for Blister Card trap)

1. Bait and use trap outdoors.
 2. Remove trapping heads and [fly attractant] packets from blister card.
 3. Rinse out a standard one-gallon plastic milk/water/juice jug of the type shown on the front of the blister card. Use only transparent type jugs, not opaque or colored jugs.
 4. Tear open packet containing fly attractant. [(Diagram A)]
 5. Place [both] water-soluble attractant pouch(es) into empty jug trap. Do not open the inside pouch(es), it/they will dissolve in water. Add one-half gallon of clean water to activate the attractant. [(Diagram B)]
 6. Slide cylinder part of trap head into mouth of jug. [(Diagram C)]
 7. Agitate lightly to disperse attractant. [(Diagram D)]
 8. Hang trap outside from handle or place trap on ground in a sunlit area of high fly concentration when flies are active and where odors will not be a problem. [(Diagram E)] For best results, place trap within four feet of the ground. In hot weather (above 90°F/32°C), place trap in shade for better results, in cooler weather, place trap in sun.
 9. Agitate trap contents occasionally to thoroughly wet trapped flies. Add water to the trap as necessary to maintain the fluid level. Rebait trap when full of flies, or when trap contents dry out.
 10. Wash hands with soap and water after handling.
 11. Trap may be rinsed and refill with replacement [Brand Name][fly attractant][WSP].
- NOTE:** not for indoor use, nor for use against biting flies. Contents may give off bad odor; keep contents from coming in contact with hands or clothing.



STORAGE AND DISPOSAL

STORAGE: Store in a cool, dry, well-ventilated location out of reach of pets and livestock. **DISPOSAL:** Deposit outer packet in trash.

For information or in case of emergency, call 1-800-xxx-xxxx or visit our Web site: WWW.Starbarproducts.com

EPA Reg. No. 89459-11XX

EPA Est. No.

Central Garden & Pet Company
1501 East Woodfield Road, 200W
Schaumburg, Illinois 60173

Starbar is a registered trademark of Welmark International, Central Garden & Pet is a registered trademark of Central Garden & Pet Company. Milk Jug is a trademark, and Fly Terminator is a registered trademark of Farnam Companies, Inc. All other trademarks are the property of their respective owners.

Made in USA

[Label text for Fly Attractant WSP Refills - FRONT PANEL]

Alternate brand name: Starbar® Fly Trap Attractant

Fly [Trap] Attractant [Refills]

[Water soluble attractant pouches for use in [Brand Name] half-gallon and gallon-sized reusable fly traps]]

[Attracts flies to fly traps] [Atrayente de moscas]

[Attracts filth breeding flies such as house flies, [blow flies,] [flesh flies,] [blue and green bottle flies,] [dump flies,] [and dung flies]]

[Fly Terminator]

[Pouches dissolve and activate in water]

[Easy to use]

For use in the [Brand Name] reusable fly trap

Dissolves and activates in water

No killing agents, insects drown

ACTIVE INGREDIENTS:

Z-9 tricosene	1.0%
Putrescent whole egg solids	20.5%
Trimethylamine*	0.6%
Indole.....	0.2%
OTHER INGREDIENTS:	<u>77.7%</u>
TOTAL	100.0%

*Generated from trimethylamine HCL 1.00%

**KEEP OUT OF REACH OF CHILDREN
CAUTION**

ATTRACTANT NET CONTENTS: [2-24] oz
[60-720 grams]
[[2-24] one-oz (30 g) water soluble pouches]

[Label text for Fly Attractant WSP Refills – BACK PANEL]

[Brand Name] is specially formulated for use with [Brand Name] Fly Traps [including Fly Terminator[®], Fly Terminator[®] Pro, Milk Jugg[™] Trap, and Captivator[®] Fly Trap] [and other half-gallon and gallon-sized reusable fly traps.]

DIRECTIONS FOR USE:

It is a violation of Federal law to use this product in a manner inconsistent with its labeling.

(DFU for Single/Double WSP Refill Packet(s))

1. Bait and use traps outdoors.
2. Tear open packet(s) [at tabs] and drop inner packet(s) into trap. Handle with dry hands or use gloves.
3. Do not open the inside pouch(es), it [they] will dissolve in the trap water.
4. Add water [to fill line].
5. Replace top securely.
6. Hang or place trap outside near a fly source.
7. Wash hands with soap and water after handling.
8. Empty trap and rebait attractant when trap dries out or becomes full, or after 30 days, whichever comes first.

(Alternate DFU for Resealable Bag of WSPs)

1. Bait and use traps outdoors.
2. Open zipper bag to remove water-soluble attractant pouch and drop pouch into trap. Handle with dry hands or use gloves.
3. Use attractants promptly after removing from package, and keep them dry during handling.
4. Do not open the inside pouches, they will dissolve in the trap water.
5. Reseal zipper bag after removing water-soluble attractant pouch(es), and keep sealed when not in use.
6. Add water [to fill line].
7. Replace top securely.
8. Hang or place trap outside near a fly source.
9. Wash hands with soap and water after handling.
10. Empty trap and replace attractant when trap dries out or becomes full, or after 30 days, whichever comes first.

USAGE RATES:

For [Brand Names] [and other gallon-sized reusable fly traps], place two water-soluble attractant pouches into trap and add one-half gallon of clean water to activate attractant.

For [Brand Names] [and other half-gallon reusable fly traps], place one water-soluble attractant pouch into trap and add one-quart of clean water to activate attractant.

NOTE: Not for indoor use, nor for use against biting flies. Contents may give off bad odor; do not allow contents to contact hands or clothing.

[Label text for Fly Attractant WSP Refills – BACK PANEL-continued]

STORAGE AND DISPOSAL

STORAGE: Store in original container in a cool, dry, well-ventilated location out of reach of children, pets and livestock. **PESTICIDE DISPOSAL AND CONTAINER HANDLING:** Nonrefillable container. Do not reuse or refill this bag. **If empty:** Place in trash or offer for recycling, if available. **(Use if resealable bag) If partly filled:** Call your local solid waste agency for disposal instructions. Never place unused product down any indoor or outdoor drain.

For information or in case of emergency, call 1-800-xxx-xxxx or visit our Web site:

[\[URL\]www.starbarproducts.com](http://www.starbarproducts.com)

EPA Reg. No. 89459-11XX

EPA Est. No.

Central Garden & Pet Company, 1501 East Woodfield Road, 200W, Schaumburg, Illinois 60173

Starbar is a registered trademark of Welmark International, Central Garden & Pet is a trademark of Central Garden & Pet Company. Milk Jugg is a trademark, and Captivator and Fly Terminator are registered trademarks of Farnam Companies, Inc. All other trademarks are the property of their respective owners.

Made in USA

[Label text for WS POUCH LABEL]

Product Name

ACTIVE INGREDIENTS:

Z-9 tricosene 1.0%, Putrescent whole egg solids 20.5%, Trimethylamine* 0.6%, Indole 0.2%

*Generated from trimethylamine HCL 1.00%

KEEP OUT OF REACH OF CHILDREN

CAUTION

See outside label for Directions for Use.

EPA Reg No. 89459-11~~XX~~

Net Contents