



**OFFICE OF CHEMICAL SAFETY AND POLLUTION PREVENTION**

WASHINGTON, D.C. 20460

February 6, 2024

Tasha Lott  
Product Registration Manager  
Prime Source, a division of Albaugh, LLC  
1525 NE 36th Street  
Ankeny, IA 50021

Subject: Label Amendment – Update Label to Add Dove Weed to Weed Table, Correct Ingredient Percentage, Update Referral Statements, Label Claims, Environmental Hazards, PPE, Resistance Management, Spray Drift, Use Restrictions, Directions for Use and Warranty Statement  
Registration Review Label Amendment - Incorporating Mitigation Measures From the Registration Review Interim Decision for MCPA  
Product Name: Triad Select Herbicide  
EPA Registration Number: 89442-22  
Application Date: April 1, 2021  
Case Number/Decision Number: 478570; 594632

Dear Tasha Lott:

The amended label referred to above, submitted in connection with registration under the Federal Insecticide, Fungicide, and Rodenticide Act (FIFRA), as amended, is acceptable. This approval does not affect any conditions that were previously imposed on this registration. You continue to be subject to existing conditions on your registration and any deadlines connected with them.

The Agency, in accordance with the Federal Insecticide, Fungicide, and Rodenticide Act (FIFRA), as amended, has completed reviewing all of the information submitted with your application to support the Registration Review of the above referenced product in connection with the MCPA Interim Decision, and has concluded that your submission is acceptable.

A stamped copy of your labeling is enclosed for your records. This labeling supersedes all previously accepted labeling. You must submit one copy of the final printed labeling before you release the product for shipment with the new labeling. In accordance with 40 CFR 152.130(c), you may distribute or sell this product under the previously approved labeling for 12 months from the date of this letter. After 12 months, you may only distribute or sell this product if it bears this new revised labeling or subsequently approved labeling. “To distribute or sell” is defined under FIFRA section 2(gg) and its implementing regulation at 40 CFR 152.3.

Should you wish to add/retain a reference to the company’s website on your label, then please be aware that the website becomes labeling under FIFRA and is subject to review by the Agency. If

the website is false or misleading, the product would be misbranded and unlawful to sell or distribute under FIFRA section 12(a)(1)(E). 40 CFR 156.10(a)(5) lists examples of statements EPA may consider false or misleading. In addition, regardless of whether a website is referenced on your product's label, claims made on the website may not substantially differ from those claims approved through the registration process. Therefore, should the Agency find or if it is brought to our attention that a website contains false or misleading statements or claims substantially differing from the EPA approved registration, the website will be referred to the EPA's Office of Enforcement and Compliance.

Your release for shipment of the product constitutes acceptance of these conditions. If these conditions are not complied with, the registration will be subject to cancellation in accordance with FIFRA section 6.

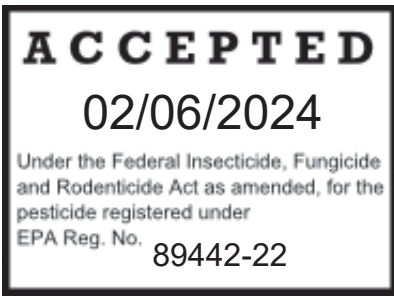
If you have any questions, please contact Derek Corbin at 202-566-2571 or at [Corbin.Derek@epa.gov](mailto:Corbin.Derek@epa.gov).

Sincerely,

A handwritten signature in black ink, appearing to read 'Kable Bo Davis', enclosed within a hand-drawn oval.

Kable Bo Davis  
Senior Regulatory Specialist  
Registration Division (7505P)  
Office of Pesticide Programs

Enclosure



2,4-D	GROUP	4	HERBICIDE
MCPA	GROUP	4	HERBICIDE
Dicamba	GROUP	4	HERBICIDE

# TRIAD SELECT™ Herbicide

ABN: Dandelion Destroyer™

[Alternate Name Brand: Hammerdown Selective Herbicide]

[HERBICIDE]

Selective Broadleaf Weed Control in Turf Grasses Including Use on Golf Courses and Sod Farms to Control Clover, Dandelion, Henbit, Plantains, Wild Onion, and Many Other Broadleaf Weeds. Also for Highways, Rights-of-Way, and Other Similar Non-Crop Areas as Listed on This Label.

ACTIVE INGREDIENTS:	WT. BY %
*Dimethylamine Salt of 2,4-D .....	30.89%
**Dimethylamine Salt of MCPA .....	8.23%
***Dimethylamine Salt of Dicamba .....	2.77%
<b>OTHER INGREDIENTS:</b> .....	<b>58.11%</b>
<b>TOTAL:</b> .....	<b>100.00%</b>
Contains:	
*2.38 lbs. 2,4-Dichlorophenoxyacetic acid per gallon or 25.65%.	
**0.63 lb. 2-methyl-4-chlorophenoxyacetic acid per gallon or 6.72%.	
***0.22 lb. 3,6-dichloro-o-anisic acid per gallon or 2.30%.	

## KEEP OUT OF REACH OF CHILDREN WARNING - AVISO

Si usted no entiende la etiqueta, busque a alguien para que se la explique a usted en detalle.  
(If you do not understand the label, find someone to explain it to you in detail.)

FIRST AID	
<b>IF IN EYES:</b>	<ul style="list-style-type: none"> <li>• Hold eye open and rinse slowly and gently with water for 15 to 20 minutes.</li> <li>• Remove contact lenses, if present, after the first 5 minutes; then continue rinsing eye.</li> <li>• Call a poison control center or doctor for treatment advice.</li> </ul>
<b>IF ON SKIN OR CLOTHING:</b>	<ul style="list-style-type: none"> <li>• Take off contaminated clothing.</li> <li>• Rinse skin immediately with plenty of water for 15 to 20 minutes.</li> <li>• Call a poison control center or doctor for treatment advice.</li> </ul>
<b>IF SWALLOWED:</b>	<ul style="list-style-type: none"> <li>• Call a poison control center or doctor immediately for treatment advice.</li> <li>• Have person sip a glass of water if able to swallow.</li> <li>• Do not induce vomiting unless told to do so by a poison control center or doctor.</li> <li>• Do not give anything by mouth to an unconscious person.</li> </ul>
<b>Note to Physician:</b> Probable mucosal damage may contraindicate the use of gastric lavage. Have the product container or label with you when calling a poison control center or doctor, or going for treatment.	
<b>FOR CHEMICAL EMERGENCY:</b> {Select one:} [Have the product container or label with you when calling a poison control center (1-800-222-1222), or doctor, or going for treatment. For non-emergency exposure information on this product, call 1-888-347-6732 (7 days/week, 24-hr). For medical emergencies, dial 911.] [Have the product label with you when calling a poison control center or doctor, or going for treatment. For emergency information concerning this product, call the National Pesticides Information Center (NPIC) at <b>1-800-858-7378</b> Mon. - Fri., 8:00 a.m. 12:00 p.m. Pacific Time (NPIC Website: <a href="http://www.npic.orst.edu">www.npic.orst.edu</a> ). Outside of these times call your poison control center at <b>1-800-222-1222</b> .]	

{Optional referral statements when booklets and container labels are used:}  
 [See [inside/back/label] booklet for [complete/additional] [First Aid], [Precautionary Statements], [Directions For Use], and [Conditions of Sale and Warranty] [Storage and Disposal].]

[For 24-hour chemical spill, leak, fire, or accident response information, call CHEMTREC toll free at 1-800-424-9300.]

EPA Reg. No. 89442-22

EPA Est. No. \_\_\_\_\_

Net Contents: \_\_\_\_\_ gallons

**Manufactured [by/For]:**  
Prime Source, a division of Albaugh, LLC  
Ankeny, IA 50021

## **PRECAUTIONARY STATEMENTS**

### **HAZARDS TO HUMANS AND DOMESTIC ANIMALS**

**WARNING.** Causes substantial, but temporary eye injury. Causes skin irritation. Harmful if swallowed. Do not get in eyes, on skin or on clothing.

### **PERSONAL PROTECTIVE EQUIPMENT (PPE)**

Wear protective eye wear (goggles, safety glasses face shield), coveralls over short sleeved shirt and short pants, socks, chemical-resistant footwear, and chemical-resistant gloves. Some materials that are chemical-resistant to this product are barrier laminate, nitrile rubber, neoprene rubber, or Viton. For overhead exposure, wear chemical-resistant headgear. When cleaning equipment, add a chemical-resistant apron.

#### **All mixers, loaders, applicators, and other handlers must wear:**

- Long-sleeved shirt and long pants
- Shoes plus socks
- Protective eyewear (goggles, face shield, or safety glasses)
- Chemical-resistant gloves made of barrier laminate, butyl rubber >14 mils, nitrile rubber >14 mils, neoprene rubber >14 mils, natural rubber >14 mils, polyethylene, polyvinylchloride (PVC) >14 mils or Viton >14 mils
- Chemical-resistant apron when mixing or loading, cleaning up spills or equipment, or otherwise exposed to the concentrate

Follow manufacturer's instructions for cleaning/maintaining PPE. If no such instructions for washables exist, use detergent and hot water. Keep and wash PPE separately from other laundry. Discard clothing and other absorbent materials that have been drenched or heavily contaminated with this product's concentrate. Do not reuse them.

### **ENGINEERING CONTROLS**

When handlers use closed systems, or enclosed cabs, in a manner that meets or exceeds the requirements listed in the Worker Protection Standard (WPS) for agricultural pesticides [40 CFR 170.607(d-e)], the handler PPE requirements may be reduced or modified as specified in the WPS.

### **USER SAFETY RECOMMENDATIONS**

#### **Users should:**

- Wash hands, face, and arms with soap and water before eating, drinking, chewing gum, using tobacco, or using the toilet.
- Remove clothing/PPE immediately if pesticide gets inside. Then wash thoroughly and put on clean clothing. If pesticide gets on skin, wash immediately with soap and water.
- Remove PPE immediately after handling this product. Wash the outside of gloves before removing. As soon as possible, wash thoroughly and change into clean clothing. Discard clothing and other absorbent materials that have been drenched or heavily contaminated with this product's concentrate. Do not reuse them.

### **ENVIRONMENTAL HAZARDS**

This product is toxic to fish and aquatic invertebrates and may adversely affect non-target plants. Do not apply directly to water, to areas where surface water is present, or to intertidal areas below the mean high water mark. Drift and runoff may be hazardous to aquatic organisms in water adjacent to treated areas. Do not contaminate water when disposing of equipment washwaters or rinsate.

**Groundwater Contamination:** Most cases of groundwater contamination involving phenoxy herbicides such as 2,4-D and MCPA have been associated with mixing/loading and disposal sites. Caution should be exercised when handling these herbicides at such sites to prevent contamination of groundwater supplies. Use of closed systems for mixing or transferring this pesticide will reduce the probability of spills. Placement of the mixing/loading equipment on an impervious pad to contain spills will help prevent groundwater contamination.

**Groundwater Advisory:** MCPA is known to leach through soil into groundwater under certain conditions as a result of label use. This chemical may leach into groundwater is used in areas where soils are permeable, particularly where the water table is shallow.

**Surface Water Advisory:** This product may impact surface water quality due to runoff of rain water. This is especially true for poorly

draining soils and soils with shallow ground water. This product is classified as having high potential for reaching surface water via runoff for several months or more after application. A level, well-maintained vegetative buffer strip between areas to which this product is applied and surface water features such as ponds, streams, and springs will reduce the potential loading of MCPA from runoff water and sediment. Runoff of this product will be reduced by avoiding applications when rainfall or irrigation is expected to occur within 48 hours.

**Non-Target Organism Advisory:** This product is toxic to plants and may adversely impact the forage and habitat of non-target organisms, including pollinators, in areas adjacent to the treated site. Protect the forage and habitat of non-target organisms by following label directions intended to minimize spray drift.

### DIRECTIONS FOR USE

It is a violation of Federal law to use this product in a manner inconsistent with its labeling.

Read the entire label before using this product. Use strictly in accordance with the label precautionary statements and directions.

This product is for use on ornamental turf lawns (residential, industrial, and institutional), parks, cemeteries, athletic fields, golf courses (fairways, aprons, tees, and roughs), and similar turf areas. Also approved for use on sod farms.

Do not apply this product in a way that will contact workers or other persons, either directly or through drift. Only protected handlers may be in the area during application. For any requirements specific to your State or Tribe, consult the agency responsible for pesticide regulation.

#### AGRICULTURAL USE REQUIREMENTS

Use this product only in accordance with its labeling and with the Worker Protection Standard, 40 CFR Part 170. This Standard contains requirements for the protection of agricultural workers on farms, forests, nurseries, and greenhouses, and handlers of agricultural pesticides. It contains requirements for training, decontamination, notification, and emergency assistance. It also contains specific instructions and exceptions pertaining to the statements on this label about personal protective equipment (PPE) and restricted-entry intervals. The requirements in this box only apply to uses of this product that are covered by the Worker Protection Standard.

Do not enter or allow worker entry into treated areas during the restricted-entry interval (REI) of 48 hours.

PPE required for early entry to treated areas that is permitted under the Worker Protection Standard and that involves contact with anything that has been treated such as plants, soil, or water is:

- Coveralls over short-sleeved shirt and short pants
- Waterproof gloves
- Chemical-resistant footwear plus socks
- Chemical-resistant headgear for overhead exposure
- Protective eyewear

#### NON-AGRICULTURAL USE REQUIREMENTS

The requirements in this box apply to uses of this product that are NOT within the scope of the Worker Protection Standard for agricultural pesticides (40 CFR Part 170). The WPS applies when this product is used to produce agricultural plants on farms, forests, nurseries, or greenhouses.

Do not allow people (other than applicator) or pets on treatment area during application. Do not enter or allow entry to the treated area until sprays have dried.

#### RESISTANCE MANAGEMENT

This product contains active ingredients in Groups 4. Any weed population may contain or develop plants that are resistant to this product and other Group 4 herbicides. Weed species with acquired resistance to Group 4 herbicides may eventually dominate the weed population if Group 4 herbicides are used repeatedly in the same application area or in successive years as the primary method of control for targeted species. This may result in partial or total loss of control of those species by this product or other Group 4 herbicides.

Herbicide resistance is defined as the inherited ability of a plant to survive and reproduce following exposure to a dose of herbicide normally lethal to the wild type. In a plant, resistance may be naturally occurring or induced by such techniques as genetic engineering or selection of variants produced by tissue culture or mutagenesis. Any weed population may contain or develop plants that are naturally resistant to TRIAD SELECT and other Group 4 herbicides. Weed species with acquired resistance to Group 4 herbicides may

eventually dominate the weed population if Group 4 herbicides are used repeatedly in the same field or in successive years as the primary method of control for targeted species. This may result in partial or total loss of control of those species by TRIAD SELECT or other Group 4 herbicides.

To delay herbicide resistance, consider the below best practices for resistance management:

- Plant into weed-free fields and keep fields as weed-free as possible.
- To the extent possible, use a diversified approach toward weed management. Whenever possible, incorporate multiple weed-control practices such as mechanical cultivation, biological management practices, and crop rotation.
- Fields with difficult to control weeds should be rotated to crops that allow the use of herbicides with alternative mechanisms of action or different management practices.
- To the extent possible, do not allow weed escapes to produce seeds, roots or tubers. Manage weed seeds at harvest and post-harvest to prevent a buildup of the weed seed-bank.
- Prevent field-to-field and within-field movement of weed seed or vegetative propagules. Thoroughly clean plant residues from equipment before leaving fields.
- Prevent an influx of weeds into the field by managing field borders.
- Identify weeds present in the field through scouting and field history and understand their biology. The weed-control program should consider all of the weeds present.
- Difficult to control weeds may require sequential applications of herbicides with differing mechanisms of action.
- Apply this herbicide at the correct timing and rate needed to control the most difficult weed in the field.
- Use a broad-spectrum soil-applied herbicide with a mechanism of action that differs from this product as a foundation in a weed-control program. Do not use more than two applications of this or any other herbicide with the same mechanism of action within a single growing season unless mixed with an herbicide with another mechanism of action with an overlapping spectrum for the difficult-to-control weeds.
- If resistance is suspected, treat weed escapes with an herbicide with a different MOA or use non-chemical methods to remove escapes.
- Monitor treated weed populations for loss of field efficacy.
- Scout field(s) before and after application.
- Report lack of performance to registrant or their representative.

Indicators of possible herbicide resistance include: (1) failure to control a weed species normally controlled by the herbicide at the dose applied, especially if control is achieved on adjacent weeds; (2) a spreading patch of non-controlled plants of a particular weed species; (3) surviving plants mixed with controlled individuals of the same species.

Contact your local sales representative, extension agent, or certified crop advisors to find out if suspected resistant weeds to this MOA have been found in your region. If resistant biotypes of target weeds have been reported, use the application rates of this product specified for your local conditions. Tank mix products so that there are multiple effective mechanisms of action for each target weed.

#### **MANDATORY SPRAY DRIFT MANGEMENT**

##### Ground Boom Applications:

- User must only apply with the release height recommended by the manufacturer, but no more than 4 feet above the ground or crop canopy.
- Applicators are required to select the nozzle and pressure that deliver a coarse droplet size (ASABE S572).
- Do not apply when wind speeds exceed 15 miles per hour at the application site.
- Do not apply during temperature inversions.

##### Boomless Ground Applications:

- Applicators are required to select the nozzle and pressure that deliver a medium or coarser droplet size (ASABE S572) for all applications.
- Do not apply when wind speeds exceed 15 miles per hour at the application site.
- Do not apply during temperature inversions.

#### **SPRAY DRIFT ADVISORIES**

THE APPLICATOR IS RESPONSIBLE FOR AVOIDING OFF-SITE SPRAY DRIFT.

BE AWARE OF NEARBY NON-TARGET SITES AND ENVIRONMENTAL CONDITIONS.

#### **Importance of Droplet Size**

An effective way to reduce spray drift is to apply large droplets. Use the largest droplets that provide target pest control. While applying, larger droplets will reduce spray drift, the potential for drift will be greater if applications are made improperly or under

unfavorable environmental conditions.

#### Controlling Droplet Size – Ground Boom

- Volume – Increasing the spray volume so that larger droplets are produced will reduce spray drift. Use the highest practical spray volume for the application. If a greater spray volume is needed, consider using a nozzle with a higher flow rate.
- Pressure – Use the lowest spray pressure recommended for the nozzle to produce the target spray volume and droplet size.
- Spray Nozzle – Use a spray nozzle that is designed for the intended application. Consider using nozzles designed to reduce drift.

#### Boom Height – Ground Boom

For ground equipment, the boom should remain level with the crop and have minimal bounce.

#### Shielded Sprayers

Shielding the boom or individual nozzles can reduce spray drift. Consider using shielded sprayers. Verify that the shields are not interfering with the uniform deposition of the spray on the target area.

#### Temperature and Humidity

When making applications in hot and dry conditions, use larger droplets to reduce effects of evaporation.

#### Temperature Inversions

Drift potential is high during a temperature inversion. Temperature inversions are characterized by increasing temperature with altitude and are common on nights with limited cloud cover and light to no wind. The presence of an inversion can be indicated by ground fog or by the movement of smoke from a ground source or an aircraft smoke generator. Smoke that layers and moves laterally in a concentrated cloud (under low wind conditions) indicates an inversion, while smoke that moves upward and rapidly dissipates indicates good vertical air mixing. Avoid applications during temperature inversions.

#### Wind

Drift potential generally increases with wind speed. AVOID APPLICATIONS DURING GUSTY WIND CONDITIONS. Applicators need to be familiar with local wind patterns and terrain that could affect spray drift.

#### Boomless Ground Applications:

- Setting the nozzles at the lowest effective height will help to reduce the potential for spray drift.

#### Handheld Technology Applications:

- Take precautions to minimize spray drift.

#### USE RESTRICTIONS

- Do not use this product on or near desirable plants including within the drip line of the roots of desirable trees and shrubs, since injury may result.
- Do not apply directly to or near water, storm drains, gutters, sewers, or drainage ditches.
- Do not apply within 25 feet of rivers, fish ponds, lakes, streams, reservoirs, marshes, estuaries, bays, and oceans.
- To prevent product runoff, do not overwater the treated area(s) or apply when raining or when rain is expected that day. Rinse applicator over lawn area only.
- Do not spray on dichondra, nor on lawns or turf where desirable clovers are present.
- Except as noted, use only lawn-type sprayers. Coarse sprays are less likely to “wind-drift”. Use coarse spray droplets.
- Do not spray roots of ornamentals and trees.
- Do not apply this product to rights-of-ways using a backpack sprayer.
- Do not exceed specified dosages for any area; particularly within the drip line of trees and other species.
- Do not apply to newly seeded grasses until well established.
- **Chemigation Statement:** Do not apply this product through any type of irrigation equipment.
- For treatment of perennial weeds in turf areas, sod farms and non-cropland areas, the maximum number of broadcast applications per treatment site is two per year with a 30-day retreatment interval.
- For treatment of woody plants in non-cropland areas, the maximum number of applications is limited to one per year (see the specific use site directions on this label).
- Do not use this product in or near greenhouses.
- Aerial application is prohibited.

#### USE PRECAUTIONS

- Avoid fine mist.
- Avoid broadcast applications when air temperature exceeds 90°F.
- Avoid mist to vegetables, flowers, ornamentals, shrubs, trees, and other desirable plants. Do not pour spray solutions near these plants.
- When using small spot treatment applications in temperatures over 90°F, turf injury may occur.
- When treating carpetgrass, avoid broadcast applications when air temperature exceeds 80°F. When air temperature exceeds 80°F, limit application to spot treatment only.
- Apply only to dormant St. Augustine (common, Raleigh, and Seville varieties grown in TX, LA, MS only) and dormant centipedegrasses (TX, LA, MS only).
- Avoid applying during excessively dry or hot periods unless irrigation is used. For optimum results, turf should not be mowed for 1 to 2 days before and after application, do not apply if rain is expected within 4 hours after the application, and delay irrigation cycle for 24 hours. Reseed no sooner than 3 to 4 weeks after application of this product. Failure to observe all precautions may result in injury to turf and/or susceptible plants.

#### FERTILIZER USE:

This product can be mixed with some liquid fertilizers or liquid iron materials. Because liquid fertilizer and liquid iron differ in pH, free ammonia content, density, salt concentration, and percentage of water, a compatibility test is recommended prior to mixing in application equipment. All State and/or Federal regulations relating to the application of liquid fertilizers or liquid iron and this product must be strictly followed.

#### WEEDS CONTROLLED

This product will kill, control, or suppress the weeds listed in the following table:

Bedstraw	Dandelion	Lambsquarters	Poison Ivy	Spurge
Black Medic	Dock	Lespedeza	Poison Oak	Wild Carrot
Buckhorn	<i>Doveweed</i>	Mallow	Purslane	Wild Garlic
Burdock	Ground Ivy	Morningglory	Ragweed	Wild Lettuce
Chicory	Heal-All	Peppergrass	Sheep Sorrel	Wild Onion
Chickweed	Henbit	Pigweed	Shepherd's Purse	Yarrow and other listed
Clover	Knotweed	Plantain	Speedwell	broadleaf weeds

**TURF, ORNAMENTAL** (golf courses, cemeteries, parks, sports fields, turfgrass, lawns, and other grass areas) and **TURF** (grown for seed or sod)

SITE	USE RATE (FLUID OUNCES)	SPRAY VOLUME (GALLONS)	USE RATE (PINTS)	SPRAY VOLUME (GALLONS)
	PER 1,000 SQUARE FEET		PER ACRE	
Bahiagrass Bluegrass, Common Bermudagrass Fescue Ryegrass Zoysiagrass	1.1 to 1.5	0.5 to 5	3 to 4	5 to 220

#### USE DIRECTIONS:

**Normal Applications:** Use the labeled rate and spray volume listed above.

**For Professional Lawn Maintenance:** Higher water volumes may be used when tank mixed with a turf fertilizer. Follow fertilizer labels for proper amount to add. Use reduced rates if the grass is stressed from heat or drought. Exercise care when applying during growth stages from dormancy to green-up and from green-up to dormancy. Some temporary discoloration may occur on warm-season grasses.

**If bermudagrass is dormant:** Up to 4 pints per acre may be used. Some hybrid bermudagrasses may be sensitive to this product. Contact your local extension service weed control specialist.

Dormant St. Augustine (common, Raleigh, and Seville varieties grown in TX, LA, MS only)	0.75 to 0.90	1 to 5	2 to 2.5	40 to 200
Dormant centipedegrasses (TX, LA, MS only)				

#### USE DIRECTIONS:

Use reduced rates if the grass is stressed from heat or drought. Exercise care when applying during growth stages from dormancy to green-up and from green-up to dormancy. Some temporary discoloration may occur on warm-season grasses.

Bentgrass (putting and bowling greens)	0.67	3.3	1.8	145
--	------	-----	-----	-----



SITE	USE RATE (FLUID OUNCES)	SPRAY VOLUME (GALLONS)	USE RATE (PINTS)	SPRAY VOLUME (GALLONS)
	PER 1,000 SQUARE FEET		PER ACRE	
<b>USE DIRECTIONS:</b>				
Apply on closely mowed bentgrass, preferably in May or mid-August through September. Slight turf yellowing will disappear after about one week.				
On closely mowed golf course fairways and tees or bowling greens, apply when weeds are actively growing and temperatures are low. Exercise care to avoid over-application to prevent injury. Temporary discoloration may occur.				

**NOTE:** Care should be taken to avoid overdosing bentgrass or injury may result. Large volumes of spray water (i.e., one fluid ounce in 5 gallons of water per 1,500 square feet) will aid in obtaining uniform coverage. If hand-type sprayers are used, it is preferable to use a single nozzle sprayer rather than a multiple nozzle boom as sideways application with a boom where the spray from more than one nozzle is allowed to fall on the same area will result in heavy local over-application and subsequent turf discoloration or injury. An adjuvant (nonionic surfactant of at least 80% active ingredient) may be included in the spray solution.

**Ornamental Turf and Turf Grown for Seed/Sod Restrictions:**

- The maximum single application rate is 5 pints of this product (1.49 lbs. 2,4-D ae, 0.39 lbs. MCPA ae, 0.14 lbs. dicamba ae) per acre.
- The maximum yearly application rate is 10 pints of this product (2.97 lbs. 2,4-D ae, 0.79 lbs. MCPA ae, 0.27 lbs. dicamba ae) per acre.
- Make no more than two applications per year.
- Allow a minimum interval of 30 days between applications.

**LOW VOLUME SPRAY APPLICATION EQUIPMENT**

EQUIPMENT	APPLICATION	USE RATE		USE DIRECTIONS
		Fluid Ounces per 1,000 Square Feet	Pints per Acre	
Controlled Droplet Applicators (CDA), Atomizers, and Spinning Disk Applicators	Cool-season grasses	1.1 to 1.5	3 to 4	Use in sufficient water to assure coverage (1 to 4 gallons of water per acre is normal for this type of equipment). Do not overlap spray patterns.
	Listed warm-season grasses	0.75 to 0.9	2 to 2.5	Use in sufficient water to assure coverage (1 to 4 gallons of water per acre is normal for this type of equipment) and follow CDA spray instructions for cool-season grasses. Use reduced rates if grass is stressed from heat, drought, etc.
Lower Volume Equipment	Cool-season and listed warm-season grasses	1.1 to 1.5	3 to 4	Use as little as 5 gallons of water per acre. Use only application equipment that is capable of spreading a uniform droplet wetting each weed surface.

**NON-CROPLAND**

**(Fence Rows, Hedge Rows, Roadsides, Ditches, Rights-Of-Way, Utility Power Lines, Railroads, Airports, and Industrial Sites)**

Applications to non-cropland areas are not applicable to treatment of commercial timber or other plants being grown for sale or other commercial use, for commercial seed production, or for research purposes.

For control of broadleaf weeds, mix at a rate of 1.5 to 3.3 quarts of this product per acre in enough water to wet all parts of the foliage. This may require 50 to 300 gallons of water per acre. This mixture will cover 43,560 square feet. Thoroughly saturate all weeds with spray mixture.

Do not apply this product to rights-of-ways using a backpack sprayer.

Apply anytime between the time when the plants come into full leaf (spring) to when the plants begin to go dormant.

Best results are obtained when the weeds are young and actively growing. Do not cut weeds until herbicide is translocated throughout the plant causing root death. For small broadleaf weeds, use the lower rate.

Heavy, dense stands require the higher rate with the high water volume. For small (spot) applications with small tank sprayers, apply at the rate of 4 fluid ounces of this product per gallon of water and spray to thoroughly wet all foliage.

**Annual/Perennial Broadleaf Weed Control:**

- The maximum single application rate is 3.3 quarts of this product (1.96 lbs. 2,4-D ae, 0.52 lbs. MCPA ae, 0.18 lbs. dicamba ae) per acre.

- The maximum yearly application rate is 6.6 quarts pints of this product (3.9 lbs. 2,4-D ae, 1.04 lbs. MCPA ae, 0.36 lbs. dicamba ae) per acre.
- Make no more than two applications per year.
- Allow a minimum of 30 days between applications.

For control of woody plants, apply to both stems and foliage anytime from the time foliage is fully matured to the time plants start to go dormant. All leaves, stems, and suckers must be completely wet to the ground for effective control. Regrowth may be anticipated on the more resistant species.

**Woody Brush:**

Apply 1 to 1.5 gallons of this product per acre to wet all parts of the brush foliage, stem, and bark. This may require up to 200 to 600 gallons of water per acre (43,560 square feet) depending on the height and thickness of the brush. Mix thoroughly before spraying. The 1.3 to 1.5 gallons rate must only be applied as a spot treatment (an area less than 1,000 square feet).

**Woody Plant Control:**

- Make no more than one application per year.
- The maximum broadcast application rate is 1.3 gal. of this product (3.09 lbs. 2,4-D ae, 0.82 lbs. MCPA ae, 0.29 lbs. dicamba ae) per acre.
- The maximum spot application rate is 1.5 gal of this product (3.57 lbs. 2,4-D ae, 0.95 lbs. MCPA ae, 0.33 lbs. dicamba ae) per acre.

**STORAGE AND DISPOSAL**

Do not contaminate water, food, or feed by storage or disposal.

**PESTICIDE STORAGE:** KEEP FROM FREEZING. Store in safe manner. Store in original container only. Keep container tightly closed when not in use. Reduce stacking height where local conditions can affect package strength. Personnel should use clothing and equipment consistent with good pesticide handling. Do not store under conditions which might adversely affect the container or its ability to function properly.

**PESTICIDE DISPOSAL:** Pesticide wastes are acutely hazardous. Improper disposal of excess pesticide, spray mixture, or rinsate is a violation of Federal law and may contaminate groundwater. If these wastes cannot be disposed of by use according to label instructions, contact your State Pesticide or Environmental Control Agency or the Hazardous Waste representative at the nearest EPA Regional Office for guidance.

**CONTAINER HANDLING:**

**Nonrefillable Container (five gallons or less):** Nonrefillable container. Do not reuse or refill this container. Offer for recycling, if available. Clean container promptly after emptying. Triple rinse as follows: Empty the remaining contents into application equipment or a mix tank and drain for 10 seconds after the flow begins to drip. Fill the container 1/4 full with water and recap. Shake for 10 seconds. Pour rinsate into application equipment or a mix tank or store rinsate for later use or disposal. Drain for 10 seconds after the flow begins to drip. Repeat this procedure two more times.

**Nonrefillable Container (greater than five gallons):** Nonrefillable container. Do not reuse or refill this container. Offer for recycling, if available. Clean container promptly after emptying. Triple rinse as follows: Empty the remaining contents into application equipment or a mix tank. Fill the container 1/4 full with water. Replace and tighten closures. Tip container on its side and roll it back and forth, ensuring at least one complete revolution, for 30 seconds. Stand the container on its end and tip it back and forth several times. Turn the container over onto its other end and tip it back and forth several times. Empty the rinsate into application equipment or a mix tank or store rinsate for later use or disposal. Repeat this procedure two more times.

**CONDITIONS OF SALE, WARRANTY DISCLAIMER AND LIMITATION OF LIABILITY**

PRIME SOURCE, A DIVISION OF ALBAUGH LLC and the Seller offer this product subject to the following Conditions of Sale, Warranty Disclaimer and Limitation of Liability, and by purchasing and using this product, Buyer and Users accept such Conditions of Sale, Warranty Disclaimer and Limitation of Liability. No employee or agent of PRIME SOURCE, A DIVISION OF ALBAUGH LLC or the Seller is authorized to modify the terms of these Conditions of Sale, Warranty Disclaimer and Limitation of Liability unless in writing and signed by a duly authorized representative of PRIME SOURCE, A DIVISION OF ALBAUGH LLC.

The **DIRECTIONS FOR USE** of this product are believed to be reliable and should be followed carefully. However, it is impossible to eliminate all risks inherently associated with use of this product. Crop injury, ineffectiveness, or other

unintended consequences may result because of such factors as weather conditions, presence of other materials, or the manner of use or application, all of which are beyond the control of PRIME SOURCE, A DIVISION OF ALBAUGH LLC or the Seller. To the extent consistent with applicable law, all such risks shall be assumed by the Buyer. **WITHOUT LIMITATION, THE BUYER SHALL BE SOLELY RESPONSIBLE FOR ANY AND ALL LOSS OR DAMAGE WHICH RESULTS FROM THE USE OF THIS PRODUCT IN ANY MANNER WHICH IS INCONSISTENT WITH THE LABEL DIRECTIONS, WARNINGS OR CAUTIONS.**

**TO THE FULLEST EXTENT PERMITTED BY APPLICABLE LAW, PRIME SOURCE, A DIVISION OF ALBAUGH LLC MAKES NO EXPRESS OR IMPLIED WARRANTY OF MERCHANTABILITY, FITNESS FOR ANY PARTICULAR PURPOSE, OR ANY OTHER EXPRESS OR IMPLIED WARRANTY THAT EXTENDS BEYOND THE STATEMENTS MADE ON THIS LABEL. TO THE EXTENT CONSISTENT WITH APPLICABLE LAW, BUYER'S EXCLUSIVE REMEDY AND MANUFACTURER'S AND SELLER'S EXCLUSIVE LIABILITY FOR ANY AND ALL CLAIMS, LOSSES, DAMAGES, OR INJURIES RESULTING FROM THE USE OF HANDLING OF THIS PRODUCT, WHETHER OR NOT BASED IN CONTRACT, NEGLIGENCE, STRICT LIABILITY IN TORT OR OTHERWISE, SHALL BE LIMITED, AT THE MANUFACTURER'S OPTION, TO REPLACEMENT OF OR THE REPAYMENT OF THE PURCHASE PRICE FOR THE QUANTITY OF PRODUCT WITH RESPECT TO WHICH DAMAGES ARE CLAIMED.** When Buyer suffers losses or damages resulting from the use or handling of this product (including claims based on contract, negligence, strict liability, or other legal theories), Buyer must promptly notify Seller in writing of any claims to be eligible to receive either remedy stated above. **TO THE EXTENT CONSISTENT WITH APPLICABLE LAW, IN NO CASE SHALL PRIME SOURCE, A DIVISION OF ALBAUGH LLC OR THE SELLER BE LIABLE FOR INCIDENTAL, CONSEQUENTIAL, SPECIAL OR INDIRECT DAMAGES RESULTING FROM THE USE OR HANDLING OF THIS PRODUCT.**







[[Triad Select Herbicide] [Dandelion Destroyer] is a trademark of Prime Source, a division of Albaugh LLC.]

[All trademarks are the property of their respective owners.]

{- OPTIONAL MARKETING STATEMENTS AND GRAPHICS FOR CONTAINER AND PRODUCT LABEL - }

{**Note to Reviewer:** Each marketing statement and graphic below are numbered for EPA reviewing purposes only.}

#	Optional Marketing Statements and Graphics (any color variation)
1	[Lawn Weed Killer]
2	[Broadleaf Weed Killer]
3	[This product is effective at controlling a wide spectrum of broad-leaf weeds as listed on the label]
4	[Use as labeled on both warm and cool season grasses ]
5	[For use on all cool season & selected warm season grasses]
6	[One qt.] [covers up to 42,000 sq. ft.]
7	[Up to 1.5 oz. per 1,000 sq. ft.]
8	[Low odor formulation]
9	[Active 2,4-D 30.9%, MCPA 8.23% Dicamba 2.77%]
10	[Delivers visible results in 8 hours]
11	[Won't harm lawns when used as directed]
12	[Labeled for northern and sensitive southern lawns (except Floratam)]
13	[Kills the target weeds not the lawn]
14	
15	
16	
17	
18	
19	[Kills Major Broadleaf Weeds as listed on the label]
20	[Kills Dandelion, Clover, and Other Broadleaf Weeds as listed on the label]
21	[Kills Dandelion, Clover, and Other Listed Broadleaf Weeds]
22	[Kills the listed Weeds, Not the Lawn]
23	[Kills weeds not grass]
24	
25	[Controls Weeds Such as Dandelions, Chickweed, Henbit, Oxalis, Plantain, And Many More as listed on the label]
26	[Designed for use on Southern lawns [warm season grasses/list approved grass types here]]
27	[Use When Weeds Are Actively Growing]
28	[Three Way Control]
29	[3-way herbicide blend]
30	[3-way herbicide kills to the root & starts working immediately]

31	[Overnight Results]
32	[Easy to Use]
33	[Easy to Mix]
34	[1. Measure 2. Mix with water 3. Spray]
35	[Controls even the tough listed weeds]
36	[Makes more than [XX] gallons]
37	[Makes up to [XX] gals. of spray solution]
38	[Water based formulation]
39	[[See][Visible] results in hours]
40	[Starts working immediately]
41	<b>PEEL BACK BOOK HERE</b> 
42	<b>IKE'S</b> FARM • HOME • GARDEN
43	
44	
45	
46	 <p>[MEASURE] [Tilt bottle to fill reservoir with the amount of concentrate you need.]</p> <p>[MIX WITH WATER] [Pour the measured amount into dispensing tool to mix with water.]</p> <p>[SPRAY] [And get the job done!]</p>
47	 <b>SELECTIVE HERBICIDE</b>

48	 <b>SELECTIVE HERBICIDE</b>
49	[[3 Way/Three Way] Concentrated Herbicide]
50	
51	
52	
53	

011823

## LABEL HISTORY

Not Part of Final printed Label

File Name	Version Mark	Comment
089442.00022.20210126.DRAFT	012621	ABN Submission
089442.00022.20210401.DRAFT	040121	Amendment to add doveweed
089442-00022.20240118.DRAFT	011824	(e) Label Revisions