



OFFICE OF CHEMICAL SAFETY AND POLLUTION PREVENTION

WASHINGTON, D.C. 20460

August 21, 2025

SENT BY EMAIL

Ivy Zhang
zhangjingjing@reach24h.com
NANJING RED SUN BIOCHEMISTRY CO., LTD.

Subject: Labeling Notification per Pesticide Registration Notice (PRN) 98-10 - Updated to Label to Reflect Change in Ownership
Product Name: PARAZONE 3SL HERBICIDE
Admin Number: 89432-1
EPA Receipt Date: 07/09/2025
Action Case Number: 00661512

Dear Ivy Zhang:

The U.S. Environmental Protection Agency is in receipt of your application for notification under Pesticide Registration Notice 98-10 for the above referenced product. The EPA has conducted a review of this request for its applicability under PRN 98-10 and finds that the action requested falls within the scope of PRN 98-10.

The labeling submitted with this application has been stamped "Notification" and will be placed in our records.

Should you wish to add/retain a reference to your company's website on your label, then please be aware that the website becomes labeling under the Federal Insecticide, Fungicide, and Rodenticide Act and is subject to review by the EPA. If the website is false or misleading, the product will be considered to be misbranded and sale or distribution of the product is unlawful under FIFRA section 12(a)(1)(E). 40 CFR § 156.10(a)(5) lists examples of statements the EPA may consider false or misleading. In addition, regardless of whether a website is referenced on your product's label, claims made on the website may not substantially differ from those claims approved through the registration process. Therefore, should the EPA find or if it is brought to our attention that a website contains statements or claims substantially differing from statements or claims made in connection with obtaining a FIFRA section 3 registration, the website will be referred to the EPA's Office of Enforcement and Compliance Assurance.

If you have questions, please contact Margaret Golembiewski via email at golembiewski.margaret@epa.gov.

Sincerely,

Kable Bo Davis

Kable Bo Davis, Senior Advisor
HB, RD
Office of Pesticide Programs

RESTRICTED USE PESTICIDE
DUE TO ACUTE TOXICITY
TO BE USED BY CERTIFIED APPLICATORS ONLY - **NOT** TO BE USED BY UNCERTIFIED PERSONS WORKING UNDER THE
SUPERVISION OF A CERTIFIED APPLICATOR, EXCEPT THAT UNCERTIFIED PERSONS MAY TRANSPORT CONTAINERS AS
PROVIDED UNDER DIRECTION FOR USE

PARAQUAT DICHLORIDE	GROUP	22	HERBICIDE
---------------------	-------	----	-----------

PARAZONE® 3SL

A Weed, Grass, and Harvest Aid Desiccant/Defoliant Herbicide

ACTIVE INGREDIENT:	% BY WT.
Paraquat dichloride (1,1'-dimethyl-4,4'-bipyridinium dichloride)	43.8%
OTHER INGREDIENTS:	56.2%
Total	100.0%
Contains 3.0 pounds paraquat cation per gallon (4.14 pounds paraquat dichloride salt per gallon).	
Contains stenching (odor) and emetic.	

KEEP OUT OF REACH OF CHILDREN
MANTENER FUERA DEL ALCANCE DE LOS NIÑOS



DANGER/PELIGRO
POISON/VENENO



NOTIFICATION

89432-1

The applicant has certified that no changes, other than those reported to the Agency have been made to the labeling. The Agency acknowledges this notification by letter dated:

08/21/2025

Si usted no entiende la etiqueta, busque a alguien para que se la explique a usted en detalle.
(If you do not understand the label, find someone to explain it to you in detail.)

CORROSIVE TO SKIN AND EYES	CORROSIVO PARA LA PIEL Y LOS OJOS.
NEVER TRANSFER THIS PRODUCT INTO FOOD OR BEVERAGE CONTAINERS OR CONTAINERS NOT EXPLICITLY INTENDED FOR PESTICIDES	NUNCA TRANSFEIERA ESTE PRODUCTO A RECIPIENTES PARA COMIDA O DE BEBIDAS O RECIPIENTES NO EXPLÍCITAMENTE PREVISTOS PARA PLAGUICIDAS.
READ ENTIRE LABEL PRIOR TO USING THIS PRODUCT	LEA LA ETIQUETA COMPLETA ANTES DE USAR ESTE PRODUCTO.
IN THE CASE OF AN ACCIDENT, SEEK IMMEDIATE MEDICAL ATTENTION. SYMPTOMS ARE PROLONGED, PAINFUL, AND CAN BE FATAL	EN CASO DE ACCIDENTE, BUSQUE ATENCIÓN MÉDICA INMEDIATA. LOS SÍNTOMAS SON PROLONGADOS, DOLOROSOS Y PUEDEN SER MORTALES.

FIRST AID	
Contains Paraquat, a Bipyridylum Herbicide	
IF SWALLOWED:	<ul style="list-style-type: none">SPEED IS ESSENTIAL. Immediate medical attention is required. If available, give an adsorbent such as activated charcoal, bentonite, or Fuller’s Earth.Call a poison control center or doctor IMMEDIATELY for treatment advice.Do not give anything by mouth to an unconscious person.Have person sip a glass of water if able to swallow.Do not induce vomiting unless told to by a poison control center or doctor.
IF INHALED:	<ul style="list-style-type: none">Move person to fresh air.The odor of this product is from the stenching agent, which has been added, not from the paraquat.

NOTE to EPA Product Manager: Text in brackets [] is optional.
All content inside { } is a Note to Reviewer.

	<ul style="list-style-type: none">If person is not breathing, call 911 or an ambulance, then give artificial respiration, preferably by mouth-to-mouth, if possible.Call a poison control center or doctor for further treatment advice.
IF IN EYES:	<ul style="list-style-type: none">Hold eye open and rinse slowly and gently with water for 15-20 minutes.Remove contact lenses, if present, after the first 5 minutes, then continue rinsing eye.Call a poison control center or doctor for treatment advice.
IF ON SKIN OR CLOTHING:	<ul style="list-style-type: none">Take off contaminated clothing.Rinse skin immediately with plenty of water for 15-20 minutes.Call a poison control center or doctor for further treatment advice.
NOTE TO PHYSICIAN: Administer either activated charcoal (100 g for adults or 2 g/kg body weight in children) or Fuller’s Earth (15% solution; 1 liter for adults or 15ml/kg body weight in children). NOTE: The use of gastric lavage without administration of an adsorbent has not shown any clinical benefit. Do not use supplemental oxygen. Eye splashes from concentrated material must be treated by an eye specialist after initial treatment. With the possibility of late onset corneal ulceration, it is advised that patients with paraquat eye injuries are reviewed by an eye specialist the day after first presentation. Use treatment that is appropriate for chemical burns. Intact skin is an effective barrier to paraquat, however contact with irritated or cut skin or repeated contact with intact skin may result in poisoning.	
EMERGENCY INFORMATION	
Have the product container or label with you when calling a poison control center or doctor, or going for treatment. FOR THE FOLLOWING EMERGENCIES, PHONE 24 HOURS A DAY: For Medical Emergencies phone:.....1-888-681-4261 For Transportation Emergencies, including spill, leak or fire, phone: CHEMTREC®..... 1-800-424-9300.	

For Precautionary Statements and Directions for Use, see inside of this booklet.

EPA Reg. No. 89432-1 EPA Est. No. _____

Net Contents: _____



{Note to Reviewer: This logo is included only when the product is intended to be produced for Sinochem Agro Co., Ltd.}

[Produced for:
Sinochem Agro Co., Ltd.
5th Floor, No. 567, Bocheng Road, Pudong New Area,
Shanghai, 200126, P.R.China]

[Manufactured by:]
NANJING RED SUN BIOCHEMISTRY CO., LTD.
168 Fang Ting Road, Nanjing Chemical Industry Park,
Nanjing High & New Technology Development Zone,
Nanjing City, 21061, China
Email:douzhihao@sinochem.com

[Made in China]

[Optional Marketing Claims
{Preplant burndown solution for over 100 listed crops
Effective Harvest Aid for many crops
Rapid (name labeled crop) desiccation hastens maturity and allows for an earlier harvest.
Proven formulation of paraquat
Excellent mixing characteristics
Superior mixing characteristics
Fast, effective and economical weed control
Manage difficult weeds that have become resistant to certain herbicides
Proven performance for (name crop) Harvest Aid}]

删除[Deleted]: For Product Use Information phone: AMVAC®
1-888-462-6822

删除[Deleted]: 5481-615

删除[Deleted]: <sp>



删除[Deleted]: for

删除[Deleted]: AMVAC Chemical Corporation
4695 MacArthur Court, Suite 1200
Newport Beach, CA 92660

Optional Text for Label Booklet: [For additional precautionary, handling, and use statements, see inside of this booklet.]

DANGER – FATAL IF SWALLOWED OR INHALED.	PELIGRO – MORTAL SI SE INGIERE O INHALA.
CAUSES SEVERE EYE INJURY.	CAUSA LESIONES GRAVES EN LOS OJOS.
CORROSIVE TO SKIN.	CORROSIVO PARA LA PIEL.
NEVER TRANSFER THIS PRODUCT INTO FOOD OR BEVERAGE CONTAINERS OR CONTAINERS NOT EXPLICITLY INTENDED FOR PESTICIDES.	NUNCA TRANSFEIERA ESTE PRODUCTO A RECIPIENTES PARA COMIDA O DE BEBIDAS O RECIPIENTES NO EXPLÍCITAMENTE PREVISTOS PARA PLAGUICIDAS.
STORE TIGHTLY CLOSED IN ORIGINAL CONTAINER, AND IN A LOCKED PLACE AWAY FROM CHILDREN AND ANIMALS.	GUARDE BIEN CERRADO EN EL ENVASE ORIGINAL Y EN UN LUGAR CERRADO LEJOS DE NIÑOS Y ANIMALES.
NEVER USE THIS PRODUCT IN RESIDENTIAL OR PUBLIC RECREATIONAL SETTINGS (e.g., HOMES, HOME GARDENS, SCHOOLS, RECREATIONAL PARKS, GOLF COURSES, AND/OR PLAYGROUNDS).	NUNCA USE ESTE PRODUCTO EN ÁREAS RESIDENCIALES O PÚBLICAS (COMO HOGARES, JARDINES, ESCUELAS, PARQUES RECREATIVOS, CAMPOS DE GOLF, O SALONES DE JUEGOS).
THIS PRODUCT IS TOXIC! AN ALERTING AGENT (ODOR) HAS BEEN ADDED TO HELP PREVENT ACCIDENTAL INGESTION.	¡ESTE PRODUCTO ES TÓXICO! SE HA AGREGADO UN AGENTE DE ALERTA (OLOR) PARA AYUDAR A PREVENIR SU INGESTIÓN ACCIDENTAL.
SEE BACK OF PRODUCT CONTAINER FOR IMPORTANT SAFETY INFORMATION.	LA PARTE POSTERIOR DEL ENVASE DEL PRODUCTO TIENE INFORMACIÓN DE SEGURIDAD IMPORTANTE.

PRECAUTIONARY STATEMENTS
HAZARDS TO HUMANS AND DOMESTIC ANIMALS

DANGER-May be fatal if swallowed. Fatal if inhaled. Corrosive. Causes irreversible eye damage. Harmful if absorbed through skin. Do not breathe spray mist. Do not get in eyes, on skin, or on clothing. Wash thoroughly with soap and water after handling and before eating, drinking, chewing gum, using tobacco, or using the toilet. Remove and wash contaminated clothing before reuse.

IMPORTANT: Inhalation is an unlikely route of exposure due to low vapor pressure and large spray droplet size, but mucosal irritation or nose bleeds may occur. Prolonged contact with this concentrated product can irritate your skin.

PERSONAL PROTECTIVE EQUIPMENT (PPE)

Applicators and other handlers (other than mixers and loaders) must wear:

- Long-sleeve shirt and long pants
- Shoes plus socks
- Protective eyewear
- Waterproof gloves, except wear chemical-resistant gloves (Barrier Laminate, Nitrile Rubber ≥ 14 mils, Neoprene Rubber ≥ 14 mils, or viton® ≥14 mils gloves) when mixed with oil.
- Other handlers (other than mixers and loaders): NIOSH-approved particulate filtering facepiece respirator with any R or P filter; OR a NIOSH-approved elastomeric particulate respirator with any R or P filter; OR a NIOSH-approved powered air-purifying respirator with HE filters.
- Applicators: When applying to 80 acres or less in a 24-hour period, if not using an enclosed cab, applicators must wear a minimum of a NIOSH-approved particulate filtering facepiece respirator with any R or P filter; OR a NIOSH-approved elastomeric particulate respirator with any R or P filter; OR a NIOSH-approved powered air purifying respirator with HE filters.
- Applicators: When applying to more than 80 acres in a 24-hour period, applications must be made using an enclosed cab. Enclosed cabs must have a nonporous barrier that totally surrounds occupant and prevents contact with pesticides outside of the cab.

Mixers and loaders must wear:

- Long-sleeve shirt and long pants
- Shoes plus socks
- NIOSH-approved particulate filtering facepiece respirator with any R or P filter; OR a NIOSH-approved elastomeric particulate respirator with any R or P filter; OR a NIOSH-approved powered air-purifying respirator with HE filters.
- Waterproof gloves, except wear chemical-resistant gloves (Barrier Laminate, Nitrile Rubber ≥ 14 mils, Neoprene Rubber ≥ 14 mils, or viton® ≥14 mils gloves) when mixed with oil.
- Chemical resistant apron
- Face Shield

Discard clothing and other absorbent materials that have been drenched or heavily contaminated with this product’s concentrate. Do not reuse them.

NOTE to EPA Product Manager: Text in brackets [] is optional.
All content inside { } is a Note to Reviewer.

Follow manufacturer’s instructions for cleaning/maintaining PPE. If no such instructions for washables exist, use detergent and hot water. Keep and wash PPE separately from other laundry.

ENGINEERING CONTROLS

Handlers performing mixing and loading activities using paraquat closed systems may not reduce or modify handler PPE requirements as described in 40 CFR 170.607 of the Worker Protection Standard for agricultural pesticides. When applying to more than 80 acres in a 24-hour period, applications must be made using an enclosed cab. Enclosed cabs must have a nonporous barrier that totally surrounds occupant and prevents contact with pesticides outside of the cab.

USER SAFETY RECOMMENDATIONS

- Users should:
- Wash thoroughly with soap and water after handling and before eating, drinking, chewing gum, using tobacco, or using the toilet.
 - Remove clothing/PPE immediately if pesticide gets inside. Then wash thoroughly and put on clean clothing.
 - Remove PPE immediately after handling this product. Wash the outside of gloves before removing. Wash thoroughly with soap and water and change into clean clothing.
 - Remove and wash contaminated clothing before reuse.

ENVIRONMENTAL HAZARDS

This product is toxic to wildlife. Do not apply directly to water, or to areas where surface water is present, or to intertidal areas below the mean high water mark. Do not contaminate water when cleaning equipment or disposing of equipment wash waters or rinsate.

NON-TARGET ORGANISM ADVISORY: This product is toxic to plants and may adversely impact the forage and habitat of non-target organisms, including pollinators, in areas adjacent to the treated site. Protect the forage and habitat of non-target organisms by following label directions intended to minimize spray drift.

Parazone 3SL is a contact herbicide that desiccates all green plant tissue. Paraquat dichloride, the active ingredient in this product, is toxic to non-target crops and plants if off-target movement occurs because it desiccates all green plant tissue. Extreme care must be taken to ensure that off-target drift is minimized to the greatest extent possible. Refer to the local and state laws, regulations, guidelines, and spray drift information contained in the “Directions for Use” section for proper application to avoid off-target movement. Do not apply under conditions involving possible drift to food, forage, or other plantings that might be damaged or the crops thereof rendered unfit for sale, use, or consumption. Do not apply when weather conditions favor drift from treated areas. To avoid drift, do not make aerial applications during periods of thermal inversion.

PHYSICAL AND CHEMICAL HAZARDS

This product is mildly corrosive to aluminum and produces hydrogen gas which form a highly combustible gas mixture. Do not mix or store in containers, spray tanks, nurse tanks, or such systems made of aluminum or having aluminum fittings. This product is compatible with high density polyethylene and rubber lined steel containers.

CERTIFIED APPLICATOR TRAINING

Applicators must complete an EPA-approved paraquat training listed on the following website:
<https://www.epa.gov/pesticide-worker-safety/paraquat-dichloride-training-certified-applicators>

The training must be completed a minimum of every three years.

DIRECTIONS FOR USE

Restricted use pesticide

It is a violation of Federal law to use this product in a manner inconsistent with its labeling.

Read all label directions before using this product.

Do not apply this product in a way that will contact workers or other persons, either directly or through drift. Only protected handlers may be in the area during application. For any requirements specific to your State or Tribe, consult the agency responsible for pesticide regulation.

CLOSED SYSTEM USE

CONTAINERS WITH CAPACITIES LESS THAN 120 GALLONS: This product must only be removed from the original container with a closed transfer system. Any subsequent transfer of this product must utilize a closed transfer system. Any attempt to circumvent the closed

transfer system is prohibited. Any attempt to circumvent the closed transfer system prior to complete removal of the product and rinsing of the product container as described in the Storage and Disposal Section of this label is prohibited.

CONTAINERS WITH CAPACITIES GREATER THAN OR EQUAL TO 120 GALLONS: A closed transfer system is not required.

Handheld application equipment must utilize a closed system.

Persons who are not certified applicators may transport containers of paraquat that have been opened, subject to the following conditions:

- Closures have been applied by a certified applicator to all openings on the paraquat container, including tank cars, so the closures are secured against loosening and prevent any non-negligible release of paraquat from the openings.
- Each opening on portable containers containing non-negligible amounts of paraquat must have a tamper-evident device applied by a certified applicator, a one-way valve, or both for portable refillable containers used to sell or distribute pesticides.
- Containers of paraquat not permanently attached to a motor vehicle must be secured against shifting, including relative motion between packages, within the vehicle.
- Truck drivers who are not certified applicators must not transfer paraquat or any formulation containing paraquat into or out of the container or tank car.
- Truck drivers who are not certified applicators must have no contact with or access to paraquat or any formulation containing paraquat.
- Any full or emptied portable containers of paraquat must be delivered to a certified applicator, to a secured and locked storage facility controlled by the certified applicator, or to a licensed waste disposal facility.
- A certified applicator must ensure that truck drivers understand the risks associated with paraquat, the consequences of misuse, and the conditions outlined herein.

DO NOT USE THIS PRODUCT IN RESIDENTIAL OR PUBLIC RECREATIONAL SETTINGS (e.g., HOMES, HOME GARDENS, SCHOOLS, RECREATIONAL PARKS, GOLF COURSES, AND/OR PLAYGROUNDS).

AGRICULTURAL USE REQUIREMENTS

Use this product only in accordance with its labeling and with the Worker Protection Standard, 40 CFR Part 170. This Standard contains requirements for the protection of agricultural workers on farms, forests, nurseries, and greenhouses, and handlers of agricultural pesticides. It contains requirements for training, decontamination, notification, and emergency assistance. It also contains specific instructions and exceptions pertaining to the statements on this label about personal protective equipment (PPE) and restricted-entry interval. The requirements in this box only apply to uses of this product that are covered by the Worker Protection Standard.

For all applications except cotton desiccation: Do not enter or allow worker entry into treated areas during the restricted entry interval (REI) of 48 Hours.

For cotton desiccation applications: Do not enter or allow worker entry into treated areas during the restricted entry interval (REI) of 7 days.

If the REI and PHI for a use are different values, users are required to adhere to the longer interval.

PPE required for early entry to treated areas that is permitted under the Worker Protection Standard and that involves contact with anything that has been treated, such as plants, soil, or water is:

- Coveralls
- Shoes plus socks
- Protective eyewear
- Waterproof gloves, except wear chemical-resistant gloves (Barrier Laminate, Nitrile Rubber ≥ 14 mils, Neoprene Rubber ≥ 14 mils, or viton® ≥14 mils gloves) when mixed with oil.

NON-AGRICULTURAL USE REQUIREMENTS

The requirements in this box apply to uses of this product that are NOT within the scope of the Worker Protection Standard for agricultural pesticides (40 CFR Part 170). The WPS applies when this product is used to produce agricultural plants on farms, forests, nurseries, or greenhouses.

DO NOT enter or allow others to enter the treated areas until sprays have dried. **AVOID** working in spray mist.

Keep all unprotected persons out of operating areas or vicinity where there may be danger of drift. Certain states may require more restrictive reentry intervals; consult your State Department of Agriculture for further information.

PRODUCT INFORMATION

The Parazone 3SL formulation contains 3 pounds of paraquat cation per gallon. Parazone 3SL has a strong nontoxic odor and contains an emetic which will cause vomiting if the product is accidentally swallowed. The strong odor is intentionally part of the formulation to help prevent accidental ingestion of Parazone 3SL.

Parazone 3SL is a contact herbicide that is rapidly absorbed by green plant tissue. Once absorbed the active ingredient interacts with the photosynthetic process to produce superoxides that destroy the plant cells. Parazone 3SL must be applied to green plant tissue and complete coverage of all green foliage is necessary for effective weed control and effective leaf drop, desiccation and defoliation. Activity of Parazone 3SL is reduced when applied to drought-stressed weeds, weeds with little green foliage or to the mature woody bark of trees and vines. Parazone 3SL is rapidly adsorbed by clay soils and organic matter and has no residual soil activity.

As a contact herbicide, Parazone 3SL will control most small broadleaf and grass weeds, as well as suppress perennial weeds through the destruction of green foliage. Parazone 3SL can also be used at harvest as a desiccant or defoliant.

Best weed control is achieved when Parazone 3SL is applied to small emerged weeds (1 to 6 inches tall). Larger weeds may exhibit regrowth and are more difficult to control. Allow weeds that have been grazed or mowed to regrow to 2 to 4 inches tall before applying Parazone 3SL. Weeds present in the field during harvesting of forage or grain crops are also cut. Therefore, raise cutter bars as high as possible from the ground to cut stubble and weeds at a greater height allowing sufficient green foliage to remain for applications.

Apply Parazone 3SL prior to tillering or after the boot stage for control of grass cover crops or volunteer cereals. Parazone 3SL applied between tillering and the boot stage may not provide acceptable control. Parazone 3SL will not completely control perennial weeds or perennial cover crops.

RESISTANCE MANAGEMENT

PARAQUAT DICHLORIDE	GROUP	22	HERBICIDE
---------------------	-------	----	-----------

Parazone 3SL is a Group 22 herbicide based on the mode of action classification system of the Weed Science Society of America and a Group D, photosystem-I-electron diversion herbicide as classified by the Herbicide Resistant Action Committee (HRAC). Any weed population may contain or develop plants naturally resistant to Parazone 3SL and other Group 22 herbicides. Weed species with natural or acquired resistance to Group 22 may eventually dominate the weed population if Group 22 herbicides are used repeatedly in the same field or in successive years as the primary method of control for targeted species. Such resistant weed plants may not be effectively managed using Group 22 herbicides but may be effectively managed utilizing another herbicide alone or in mixtures from a different Group and/or by using cultural or mechanical practices. However, the herbicide mode of action classification by itself may not adequately address specific weeds that are resistant to specific herbicides.

To delay herbicide resistance, take one or more of the following steps:

- Consider using diversified weed control strategies to minimize selection for weed populations resistant to one or more herbicides.
- Avoiding the consecutive use of Parazone 3SL or other target site of action Group 22 herbicides that might have a similar target site of action, on the same weed species.
- Using tank mixtures or premixes with herbicides from different target site of action Groups as long as the involved products are all registered for the same use, have different sites of action and are both effective at the tank mix or premix rate on the weed(s) of concern.
- Base herbicide use on a comprehensive Integrated Pest Management (IPM) and Integrated Resistance Management (IRM) program.
- Use labeled rate and directions for use to delay selection for resistance.
- Monitor treated weed populations to facilitate the early identification of weed shifts and/or weed resistance development (also provides direction on future weed management practices).
- Indicators of possible herbicide resistance include: (1) failure to control a weed species normally controlled by the herbicide at the dose applied, especially if control is achieved on adjacent weeds; (2) a spreading patch of non-controlled plants of a particular weed species; (3) surviving plants mixed with controlled individuals of the same species.
- If resistance is suspected, prevent weed seed production in affected area(s) by using alternative herbicide(s) from a different group, hand rogueing, or by a mechanical method such as hoeing, mowing, or tillage.
- Prevent movement of resistant weed seeds to other fields by cleaning harvesting and tillage equipment when moving between fields, and planting clean seed.
- Control escaped weeds by implementing measures to avoid allowing weeds to reproduce by seed or to proliferate vegetatively is one of the best ways to contain resistant populations.
- Contact your local extension specialist, certified crop advisor, and/or manufacturer for herbicide resistance management and/or integrated weed management recommendations for specific crops and resistant weed biotypes.

删除[Deleted]: • For further information or to report suspected resistance contact AMVAC at (1-888-462-6822). You can also contact your pesticide distributor or university extension specialist to report resistance.

PRODUCT RESTRICTIONS

It is the pesticide user's responsibility to ensure that all products are registered for the intended use. Read and follow the applicable restrictions and limitations and directions for use on all product labels involved in tank mixing. Users must follow the most restrictive directions for use and precautionary statements of each product in the tank mixture.

Methods of Application: Individual applicators must not apply this product aerially to more than 350 acres in a 24-hour period, except for cotton and soybean desiccation applications. There is no acreage limit for the treatment of cotton or soybean for desiccation purposes. Human flaggers must not be used when making aerial applications.

Do not apply this product by mechanically pressurized handgun or backpack sprayer. Application by manually pressurized handwand is permitted.

Replanting: Parazone 3SL has no soil activity and all rotational crops can be planted immediately after the last application

Do not use this product in residential or public recreational settings (e.g., homes, home gardens, schools, recreational parks, golf courses, and/or playgrounds).

Do not apply to soils lacking clay, i.e., peat, muck, pure sand and artificial planting media if using Parazone 3SL in preplant or preemergence (to the crop) uses.

Prepare seedbeds and plantbeds well ahead of planting and treatment to permit maximum weed and grass emergence prior to treatment. Avoid disturbing the soil during seeding or transplanting.

Use caution when applying Parazone 3SL for preplant weed control over the top of plastic mulch. Transplants may be damaged if they come in contact with treated plastic mulch. Sprinkler irrigation or rainfall may be needed to wash off the herbicide from the plastic to prevent damage to the crop.

Parazone 3SL will not control or suppress broadleaf or grass weeds that emerge after treatment.

Unless otherwise indicated crop plants that are emerged at the time of application and contacted by sprays of Parazone 3SL will be injured or killed.

Equipment: Since Parazone 3SL is corrosive to aluminum, all aluminum spray equipment and aluminum aircraft structures exposed to spray solution or spray drift must be flushed with water immediately after use.

Dusty Leaf Surfaces: If weed or plant leaves are extremely dusty, (due to high winds, equipment tires, etc.) activity of Parazone 3SL can be reduced. Avoid applying Parazone 3SL in extremely dusty conditions.

Chemigation Statement: Do not apply this product through any type of irrigation system.

APPLICATION PROCEDURES

ADJUVANTS

Parazone 3SL herbicide does not contain an adjuvant system. Failure to add an appropriate adjuvant will result in reduced activity. Always add one of the following adjuvants.

Nonionic surfactant (NIS): For ground and aerial applications, add nonionic surfactant containing 80% or more active ingredients at a minimum of 0.25% v/v (2 pt/100 gal of water). Nonionic surfactant (NIS) provides the most consistent activation of Parazone 3SL.

Oil Concentrate Adjuvants: Oil concentrate adjuvants may be used in ground and aerial applications when Parazone 3SL is applied alone or when required by herbicides applied with Parazone 3SL. Add crop oil concentrate (COC) adjuvants containing 15-20% emulsifier or methylated seed oil (MSO) adjuvants containing 10% emulsifier at 1% v/v or at 1-2 pts/A when applied at low spray volumes. High Surfactant Methylated Oil Concentrate (HSMOC) adjuvants with 40% emulsifier may be added at 0.5 to 1% v/v or at 0.5 to 1 pt/A if applied in spray volumes.

Do not use a COC with Parazone 3SL when it is applied as a cotton harvest aid as reduced activity may result.

For aerial application, add 1 pint of crop oil concentrate per acre to reduce evaporation of water in spray droplets until droplets are deposited on leaves.

Nonionic surfactants increase droplet retention on leaves and oil adjuvants increase herbicide penetration and absorption. The contact action of Parazone 3SL requires maximum droplet retention on leaves to achieve thorough coverage. Emulsifiers are a type of surfactant and using high emulsifier oil concentrate adjuvants may result in greater droplet retention on plant foliage than using oil concentrate adjuvants with low emulsifier concentration. Methylated Seed Oil (MSO) adjuvants with lower emulsifier concentration may not provide equivalent control compared to HSMOC adjuvants that are applied at correct rates.

Nitrogen Fertilizer: Ammonium sulfate (AMS) at 8.5 to 17 lbs/100 gallons of water or urea-ammonium nitrate (UAN) at 2.5% v/v may improve control of grasses and some weeds and help overcome potential antagonism from some herbicide tank mixtures. Refer to Spray Carrier section below for additional information on use of fertilizers. The use of AMS or UAN is only allowed on specified crops.

Use an adjuvant that meets the requirements of the Chemical Producers and Distributors Association adjuvant certification program.

Weather Considerations: Although Parazone 3SL is effective under most environmental conditions, some conditions such as cool weather (below 55°), cloudy or overcast weather will slow its activity.

Rainfastness: Parazone 3SL is rapidly absorbed by plant foliage and becomes rainfast soon after application. Parazone 3 SL is rainfast 30 minutes after application.

NOTE to EPA Product Manager: Text in brackets [] is optional.
All content inside { } is a Note to Reviewer.

Dosage: Specific application rates for Parazone 3SL are provided below in the **APPLICATION INSTRUCTIONS**. Always follow the specified rates listed for each use. Higher label rates must be used to control or suppress large or dense weeds. Also, when using Parazone 3SL as a harvest aid, use the higher label rates when crop vegetation is dense.

Application: Thorough coverage of target weeds is critical for good weed control since Parazone 3SL is a contact herbicide. Thorough coverage is also critical for good crop desiccation and defoliation. Unacceptable weed control, desiccation or defoliation will result from poor coverage and application to large, stressed or mown weeds. Specific application instructions are provided below.

Spray volume varies with different uses. Always follow the spray volume instructions provided in the **APPLICATION INSTRUCTIONS**. Only minimum spray volumes are provided. Increase spray volumes to insure thorough coverage of target weeds or plants without runoff from the foliage. **If a spray volume of 20 gallons of spray carrier per acre is used, target weeds must not exceed 6 inches tall.**

Spray Carrier: Always use clean water (no mud or clay), clear liquid nitrogen, or complete clear liquid fertilizers with Parazone 3SL. Fertilizers or water containing clay can inactivate Parazone 3SL. Do not use muddy water or suspension type fertilizers containing clay as the spray carrier. Always use a nonionic surfactant when using liquid fertilizers as a spray carrier. Use the higher rate of Parazone 3SL and surfactant when the spray carrier is a clear liquid fertilizer containing high levels of phosphate. Liquid fertilizer carriers cannot substitute for surfactant.

Nozzle selection is very important when making applications of Parazone 3SL. Flat-fan nozzles are the most effective nozzle type. Flood nozzles are less effective because they produce large uneven droplets. Inadequate coverage and reduced weed control can occur if flood nozzles are used. Only use flat fan nozzles if the spray carrier is less than 20 gallons per acre. Information on nozzles, pressures and setup are shown in the **Application Setup** table.

When Parazone 3SL is applied at less than 10 gallons of finished spray volume per acre, a drift control or spray deposition additive must be used. Refer to the additive label for use directions.

Application Setup

Reduced weed control will result if nozzles, pressures or setups different from those in this table are used.

Nozzle Type	Maximum Size	Spray Pressure (at nozzle)	Maximum Nozzle Spacing	Direction of Spray Pattern	Maximum Speed	Spray Overlap (at each edge)
Flat Fan	8	30-50 psi	30"	Down	10 mph	30%
Flood	15	30-50 psi	40"	Down	10 mph	50%

Spot Spraying: Sometimes it is necessary to spray small areas with labeled applications. To accomplish this, it may be necessary to mix small quantities of Parazone 3SL.

If the Broadcast rate per acre for Parazone 3SL Herbicide is (pints):	Add the Following Amount of Parazone 3SL Herbicide to 1 gallon of water (fl. oz.)
1.5	0.33
2.0	0.375
2.5	0.50
3.0	0.66

Always add 0.33 to 0.50 fl. oz. of NIS to each gallon of spray. Spray plants thoroughly to wet the foliage but not to the point of runoff.

SPRAY DRIFT MANAGEMENT

AERIAL APPLICATIONS

MANDATORY SPRAY DRIFT MANAGEMENT

- Do not release spray at a height greater than 10 ft above the ground or vegetative canopy, unless a greater application height is necessary for pilot safety.
- Do not apply within 50-75 feet of a residential area. (For applications of more than 0.6 lbs cation/A, a buffer of 75 feet is required. For applications of 0.6 lbs cation/A or lower, a buffer of 50 feet is required.) Residential areas include schools, homes, playgrounds, parks, athletic fields, residential lawns, gardens, and other areas where children may be present.
- Applicators are required to use a medium or coarser droplets (ASABE S641).
- Do not apply when wind speeds exceed 10 mph at the application site. Applicators must use ½ swath displacement upwind at the downwind edge of the field.
- The boom length must not exceed 65% of the wingspan for airplanes or 75% of the rotor diameter for helicopters.
- Do not apply during temperature inversions.

GROUND BOOM APPLICATIONS

MANDATORY SPRAY DRIFT MANAGEMENT

- . Users must only apply with the release height recommended by the manufacturer, but no more than 4 feet above the ground or crop canopy.
- . Select nozzle and pressure that deliver medium or coarser droplets (ASABE S572).
- . Do not apply when wind speeds exceed 10 miles per hour at the application site.
- . Do not apply during temperature inversions.

SPRAY DRIFT ADVISORIES

THE APPLICATOR IS RESPONSIBLE FOR AVOIDING OFF-SITE SPRAY DRIFT. BE AWARE OF NEARBY NON TARGET SITES AND ENVIRONMENTAL CONDITIONS.

- . Where states have more stringent regulations, they shall be observed.
- . Avoid spray overlaps as crop injury may result.

Importance of Droplet Size

An effective way to reduce drift potential is to apply large droplets. Use the largest droplets that provide target pest control. While applying larger droplets will reduce spray drift, the potential for drift will be greater if applications are made improperly or under unfavorable environmental conditions.

Controlling Droplet Size - Aircraft

- . **Adjust Nozzles** - Follow nozzle manufacturers’ recommendations for setting up nozzles. Generally, to reduce fine droplets, nozzles should be oriented parallel with the airflow in flight.

Controlling Droplet Size-Ground Boom

- . **Volume** - Increasing the spray volume so that larger droplets are produced will reduce spray drift. Use the highest practical spray volume for the application. If a greater spray volume is needed, consider using a nozzle with a higher flow rate.
- . **Pressure** -Use the lowest spray pressure recommended for the nozzle to produce the target spray volume and droplet size.
Spray Nozzle-Use a spray nozzle that is designed for the intended application. Consider using nozzles designed to reduce drift.

Boom Height-Ground Boom

For ground equipment, the boom should remain level with the crop and have minimal bounce.

Shielded Sprayers

Shielding the boom or individual nozzles can reduce spray drift. Consider using shielded sprayers. Verify that the shields are not interfering with the uniform deposition of the spray on the target area.

Temperature and Humidity

When making applications in hot and dry conditions, use larger droplets to reduce effects of evaporation.

Temperature Inversions

Drift potential is high during a temperature inversion. Temperature inversions are characterized by increasing temperature with altitude and are common on nights with limited cloud cover and light to no wind. The presence of an inversion can be indicated by ground fog or by the movement of smoke from a ground source or an aircraft smoke generator. Smoke that layers and moves laterally in a concentrated cloud (under low wind conditions) indicates an inversion, while smoke that moves upward and rapidly dissipates indicates good vertical air mixing. Avoid applications during temperature inversions.

Wind

Drift potential generally increases with wind speed. AVOID APPLICATIONS DURING GUSTY WIND CONDITIONS. Applicators need to be familiar with local wind patterns and terrain that could affect spray drift.

Sensitive Areas

The pesticide must only be applied when the potential for drift to adjacent sensitive areas (e.g., bodies of water, known habitat for threatened or endangered species, non-target crops) is minimal (e.g., when wind is blowing away from the sensitive areas).

MIXING PROCEDURES

When tank mixing other products with Parazone 3SL, the following order must be followed:

1. Fill spray tank 1/2 full with clean water or other approved carriers;
2. Begin tank agitation and continue agitation throughout the mixing and spraying operations;
3. Add dry formulations (i.e. WP, DF, WDG, etc.) to the tank;
4. Add liquid formulations (i.e. SC, EC, L, F, etc.) to the tank *other than* fomesafen;
5. Add Parazone 3SL to the tank;
6. Add fomesafen formulation to the tank;
7. Add spray surfactant to the tank; and
8. Fill the remainder of the spray tank.

Carefully read the labels of other pesticide products for mixing directions and restrictions that may be different. It is the pesticide user's responsibility to ensure that all products are registered for the intended use. Read and follow the applicable restrictions and limitations and directions for use on all product labels involved in tank mixing. Users must follow the most restrictive directions for use and precautionary statements of each product in the tank mixture.

Tank mix compatibility testing (a.k.a., jar testing) is prohibited

Tank Mixing for Improved Burndown of Difficult Weeds and Residual Weed Control: Parazone 3SL can be tank-mixed with other herbicides to obtain greater weed control. Optimum control is obtained when other photosynthetic inhibitor (PSI) herbicides are added with Parazone 3SL. These herbicides will cause the activity of Parazone 3SL to be slower, thus allowing it more time to distribute throughout the treated leaf. Weed control will be greater than when Parazone 3SL is applied alone.

Parazone 3SL formulation is soluble in water. The Soluble Liquid (SL) formulation is physically compatible with other SL formulated herbicides and most other types of herbicide formulations, such as, WP, DF, WDG, SC, EC, L, and F. All products containing fomesafen should be mixed as shown in the Mixing Procedures section.

Herbicides with the following active ingredients can be tank-mixed with Parazone 3SL: 2,4-D, acetochlor, atrazine, bentazon, bromacil, chlorimuron, cloransulam, dicamba, diuron, glyphosate, glufosinate, fluometuron, fomesafen, hexazinone, imazaquin, imazethapyr, linuron, metolachlor, metribuzin, napropamide, norflurazon, oryzalin, oxyfluorfen, picloram, prometryn, simazine, sulfentrazone, terbacil, thifensulfuron, tribenuron, and tebuthiuron.

Insecticides with the following ingredients can be tank-mixed with Parazone 3SL: methyl parathion and lambda-cyhalothrin.

It is the pesticide user's responsibility to ensure that all products are registered for the intended use. Read and follow the applicable restrictions and limitations and directions for use on all product labels involved in tank mixing. Users must follow the most restrictive directions for use and precautionary statements of each product in the tank mixture.

Control of the following difficult to control broadleaf and grassy weeds will be enhanced by the addition of a PSI herbicide with Parazone 3SL: barnyardgrass, broadleaf signalgrass, cheatgrass, cocklebur, fall panicum, giant ragweed, horseweed (maretail), knotweed, kochia, lambsquarters, malva (cheeseweed), morningglory, Pennsylvania smartweed, perennial weeds (suppression only), prickly lettuce, sedges, spiderwort, tansy mustard, velvetleaf and volunteer wheat. For best results, make a second application if indicated on the tank mix partner label.

Apply Parazone 3SL with 2,4-D ester and dicamba herbicides to improve control of perennial broadleaf weeds such as Canada thistle, bindweed, dandelion, etc. or difficult to control annual broadleaf weeds such as giant ragweed or morningglory. Parazone 3SL tank-mixed with fomesafen where labeled will improve control of several annual broadleaf weeds. Reduced grass control may result if the amine formulations of 2,4-D are applied as a tank-mix with Parazone 3SL.

APPLICATION INSTRUCTIONS

The following crop tables contain information on use patterns, rates, minimum spray volumes, preharvest intervals, and other restrictions and comments specific to each crop. Read and follow directions carefully. Application methods listed on this label are the only permissible application methods.

Methods of Application: Individual applicators must not apply this product aerially to more than 350 acres in a 24-hour period, except for cotton and soybean desiccation applications. There is no acreage limit for the treatment of cotton or soybean for desiccation purposes. Human flaggers must not be used when making aerial applications.

Do not apply this product by mechanically pressurized handgun or backpack sprayer. Application by manually pressurized handwand is permitted.

NOTE to EPA Product Manager: Text in brackets [] is optional.
All content inside { } is a Note to Reviewer.

ALFALFA:

CROPS	PARAZONE 3SL RATE PER ACRE	REMARKS
ALFALFA New seedlings (CA only)	0.7-1.3 pts (0.263 - 0.488 lb cation/A) (see below for specific rates for weeds controlled)	During late winter or early spring, make a broadcast application using the specified rate in a minimum of 10 gallons of spray per acre by ground or 5 gallons of spray per acre by air. Alfalfa foliage present at the time of application will be burned; stands will be reduced and replanting may be necessary.
	For Control of:	Rate/Acre* (fl oz)
		For SuppressionFor Control
	Spikeweed (4 inches tall or less)	5.4 (0.127 lb cation/A)10.7-16.0 (0.25- 0.375 lb cation/A)
	Volunteer Small Grain (8 inches tall or less)	5.4-10.7 (0.127- 0.25 lb cation/A)21.3 (0.5 lb cation/A)
	Fiddleneck (6 inches tall or less)	5.4-10.7 (0.127- 0.25 lb cation/A)21.3 (0.5 lb cation/A)
	Shepherdspurse	10.7-21.3 (0.25 – 0.5 lb cation/A)---
	Annual Bluegrass	---10.7-21.3 (0.25 – 0.5 lb cation/A)
	Chickweed	---10.7-21.3 (0.25 – 0.5 lb cation/A)
	Red Maids (6 inches tall or less)	---10.7-21.3 (0.25 – 0.5 lb cation/A)
* Do not use the 5.4 fl oz (0.127 lb cation/A) rate unless the alfalfa has at least 3 trifoliate leaves; do not use the 10.7 fl oz rate (0.5 lb cation/A) unless the alfalfa has 6 trifoliate leaves; or do not use rates over 10.7 fl oz (0.5 lb cation/A) unless there are 9 trifoliate leaves.		
Use Restrictions – Alfalfa New Seedlings (CA only) <ul style="list-style-type: none">Maximum single application rate is 1.3 pts (0.488 lb cation/A)Maximum annual application rate is 1.3 pts. (0.488 lb cation/A/year)Do not make more than one application per year.Do not cut or harvest within 70 days of application.Do not apply to seedling alfalfa grown for seed.		
ALFALFA No-till or conventional planting	1.7-2.7 pts (0.638 – 1 lb cation/A)	Apply preplant or preemergence either broadcast or banded over the row using the specified rate in a minimum of 10 gallons of spray per acre by ground or 5 gallons of spray per acre by air. Apply prior to the emergence of the crop as plants that come in contact with the spray will be killed. Seeding must be done with a minimum of soil disturbance.
	Use Restrictions – Alfalfa No-Till or Conventional Planting <ul style="list-style-type: none">Maximum single application rate is 2.7 pts (1 lb cation/A)Maximum annual application rate is 5.4 pts (2 lb cation/A/year)Do not make more than 2 applications per year.Minimum retreatment interval is 7 days.	
ALFALFA Dormant season on established plantings Region A ¹	1.3-2.0 pts (0.488 – 0.75 lb cation/A)	Make a broadcast application using the specified rate in a minimum of 10 gallons of spray per acre by ground or 5 gallons of spray per acre by air. After the crop is dormant, apply to established stands (at least one year old); alfalfa present at the time of application will be burned which may reduce the yield of the first cutting. Parazone 3SL controls weeds, including bluegrass, cheatgrass, downy brome, rescue brome, ryegrass, wild oat, chickweed, dogfennel, henbit, London rocket, sowthistle, tansymustard, and other winter annuals and suppresses perennial weeds. Tank mixes with metribuzin to improve burndown control of existing vegetation and for residual control. When tank mixing, read and carefully follow all applicable use directions, restrictions, and limitations on the respective product label(s). In interpreting the label(s) of tank mixed products, the most restrictive label limitations must apply.
	¹ Region A includes: AK, CA: (Counties of Del Norte, Siskiyou, Modoc, Shasta, Lassen, Plumas, Sierra, Nevada), CO, CT, DE, ID, IL, IN, IA, KS, KY, ME, MD, MA, MI, MN, MO, MT, NE, NV, NH, NJ, NY, ND, OH, OR, PA, RI, SD, UT, VT, VA, WA, WV, WI, WY. Use Restrictions – Alfalfa Dormant Season on Established Plantings <ul style="list-style-type: none">Maximum single application rate is 2 pts (0.75 lb cation/A)Maximum annual application rate is 2 pts (0.75 lb cation/A/year)Do not apply within 42 days of cutting, harvest, or grazing.Do not make more than 1 application per year.Do not apply if spring regrowth is more than 2” or if fall regrowth following last fall cutting is greater than 6”.	
ALFALFA Dormant season Tank Mix with hexazinone	0.7-1.3 pts (0.263 - 0.488 lb cation/A)	Make one broadcast application to established alfalfa stands during the dormant season using the specified rate in a minimum of 10 gallons of spray per acre by ground or 10 gallons of spray per acre by air. Use the lower rate of Parazone 3SL when weeds are less than 4” tall. Parazone 3SL controls weeds such as chickweed, downy brome, and tansy mustard. Use the lower rate of hexazinone on loamy sands or sandy loams.

Region A ¹		<p>When tank mixing, read and carefully follow all applicable use directions, restrictions, and limitations on the respective product label(s). In interpreting the label(s) of tank mixed products, the most restrictive label limitations must apply.</p> <p>Temporary chlorosis may occur on alfalfa regrowth. Plant stress due to disease, insects, winterkill, frost or drought, low fertility, and overcutting may increase the chance of crop injury.</p>
	<p>¹Region A includes: AK, CA: (Counties of Del Norte, Siskiyou, Modoc, Shasta, Lassen, Plumas, Sierra, Nevada), CO, CT, DE, ID, IL, IN, IA, KS, KY, ME, MD, MA, MI, MN, MO, MT, NE, NV, NH, NJ, NY, ND, OH, OR, PA, RI, SD, UT, VT, VA, WA, WV, WI, WY.</p> <p>Use Restrictions – Alfalfa Dormant Season Tank Mix with hexazinone</p> <ul style="list-style-type: none">Maximum single application rate is 1.3 pts (0.488 lb cation/A)Maximum annual application rate is 2.6 pts (0.975 lb cation/A/year)Do not apply if spring regrowth is more than 2” or if fall regrowth following last fall cutting is greater than 6”.Do not apply to alfalfa during the first season after seeding.Do not use on gravelly or rocky soils, exposed subsoils, hardpan, sand, or poorly drained alkaline soils as crop injury including mortality may result.Do not apply within 42 days of cutting, harvest, or grazing.Do not make more than 2 applications per year.Minimum retreatment interval is 7 days.	
ALFALFA Dormant on established plantings: Region B ²	0.7-1.3 pts (0.263 - 0.488 lb cation/A)	<p>Make a broadcast application during the late fall or winter months after the last fall cutting and before the first spring cutting using the specified rate in a minimum of 10 gallons of spray per acre by ground or 5 gallons of spray per acre by air.</p> <p>Parazone 3SL is used for desiccation of weeds including bluegrass, cheatgrass, downy brome, rescue brome, ryegrass, wild oat, chickweed, dogfennel, henbit, London rocket, sowthistle, tansy mustard, and other winter annuals and suppression of perennial weeds.</p> <p>In California only, Parazone 3SL is used for desiccation of weeds including bluegrass, foxtail, ryegrass, chickweed, groundsel, shepherds purse, sowthistle and tansy mustard. Use the higher rate if groundsel, ryegrass, shepherds purse, or sowthistle are present.</p> <p>Applications to alfalfa that is not dormant or has broken dormancy may result in stand reduction or yield reductions. Replanting may be necessary. Foliage present at the time of application will be burned.</p> <p>Tank mixes with metribuzin to improve burndown of existing vegetation and for residual control in dormant established alfalfa (at least 1-year old), but do not use on newly established alfalfa (less than 1-year old). When tank mixing, read and carefully follow all applicable use directions, restrictions, and limitations on the respective product label(s). In interpreting the label(s) of tank mixed products, the most restrictive label limitations must apply.</p>
ALFALFA Dormant on fall-seeded, newly established stands less than 1-year- old: Region A ¹	0.7-1.3 pts (0.263 - 0.488 lb cation/A)	<p>Applications to alfalfa that is not dormant or has broken dormancy may result in stand reduction or yield reductions. Replanting may be necessary. Foliage present at the time of application will be burned.</p> <p>Tank mixes with metribuzin to improve burndown of existing vegetation and for residual control in dormant established alfalfa (at least 1-year old), but do not use on newly established alfalfa (less than 1-year old). When tank mixing, read and carefully follow all applicable use directions, restrictions, and limitations on the respective product label(s). In interpreting the label(s) of tank mixed products, the most restrictive label limitations must apply.</p> <p>If there is a severe weed infestation, total hay yield of first cutting may be reduced in alfalfa fields and the reduction is typically directly proportionate to the loss of weed weight.</p>
ALFALFA Dormant on fall-seeded, newly established stands less than 1-year- old: Region B ²	0.5-0.8 pt (0.188 – 0.3 lb cation/A)	<p>¹Region A includes: AK, CA: (Counties of Del Norte, Siskiyou, Modoc, Shasta, Lassen, Plumas, Sierra, Nevada), CO, CT, DE, ID, IL, IN, IA, KS, KY, ME, MD, MA, MI, MN, MO, MT, NE, NV, NH, NJ, NY, ND, OH, OR, PA, RI, SD, UT, VT, VA, WA, WV, WI, WY.</p> <p>²Region B includes: AL, AZ, AR, CA: (All other counties not listed in Region A¹), FL, GA, HI, LA, MS, NM, NC, OK, SC, TN, TX.</p> <p>Use Restrictions – Alfalfa Dormant</p> <ul style="list-style-type: none">Maximum single application rate is 1.3 pts (0.488 lb cation/A)Maximum annual application rate is 1.3 pts (0.488 lb cation/A/year).Maximum single application rate for dormant on fall-seeded, newly established stands of Alfalfa (less than 1-year-old: Region B²) is 0.8 pts (0.3 lb cation/A).Maximum annual application rate for dormant on fall-seeded, newly established stands of Alfalfa (less than 1-year-old: Region B²) is 0.8 pts (0.3 lb cation/A).Do not apply more than one application per year.Do not apply within 60 days of harvest or grazing.Do not apply if spring regrowth after grazing or if cutting is more than 2” in the California counties of Orange, Riverside, and all California counties north of these counties.Do not apply if regrowth after grazing or if cutting is more than 2” in all other areas within Region B.
ALFALFA Between- cuttings treatment in established plantings (Includes first year alfalfa) (All states east of the Rocky Mountains)	0.7 pt (0.263 lb cation/A)	<p>Apply the specified rate as a broadcast application using a minimum of 10 gallons of spray per acre by ground immediately after alfalfa has been removed for hay or silage. In arid areas where moisture is limited, when weeds beyond the seedling stage, and stubble of weeds cut off during harvest will be less affected by this treatment and control may be affected. First year alfalfa stands and yields may be reduced if alfalfa is allowed to regrow more than 2”. Crop foliage present at the time of application will be burned.</p>
		<p>Use Restrictions – Alfalfa Between-Cuttings Treatment</p> <ul style="list-style-type: none">Maximum single application rate is 0.7 pts (0.263 lb cation/A)Maximum annual application rate is 2.1 pts (0.788 lb cation/A/year)Do not treat more than 5 days after cutting.Do not make more than 3 applications per year during the growing season. These sprays are in addition to a dormant application, but do not apply more than twice during the first growing season of first year alfalfa.

NOTE to EPA Product Manager: Text in brackets [] is optional.
All content inside { } is a Note to Reviewer.

	<div><div></div><div>Only 1 application allowed per cutting interval.</div></div> <div><div></div><div>Do not apply within 30 days of cutting, harvest, or grazing.</div></div>
--	---

ALMOND

CROPS	PARAZONE 3SL RATE PER ACRE	REMARKS
ALMOND	0.8-2.7 pts (0.3 – 1 lb cation/A)	Apply the specified rate as a directed spray in a minimum of 10 gallons of spray per acre by ground. Use a shield or wrap the plant when spraying around young trees. Mature woody weeds, perennial weeds, late germinating weeds, and green suckers may need retreatment or spot treatments.
	Use Restrictions - Almond <ul style="list-style-type: none">Maximum single application rate is 2.7 pts (1 lb cation/A)Maximum annual application rate is 13.5 pts (5 lb cation/A/year)Do not graze treated areas.Do not feed cover crops grown in treated areas to livestock.Do not apply when nuts to be harvested are on the ground.Do not allow spray to contact green stems (except suckers) or foliage.Do not make more than 5 applications per year.Minimum retreatment interval is 7 days.	

ARTICHOKE (GLOBE)

CROPS	PARAZONE 3SL RATE PER ACRE	REMARKS
ARTICHOKE (GLOBE)	1.7-2.7 pts (0.638 – 1 lb cation/A)	Apply the specified rate as a directed spray in a minimum of 20-100 gallons of spray per acre by ground.
	Use Restrictions – Artichoke (Globe) <ul style="list-style-type: none">Maximum single application rate is 2.7 pts (1 lb cation/A)Maximum annual application rate is 8 pts (3 lb cation/A/year)Do not make more than 3 applications per year.Do not apply within 1 day of harvest or grazing.Minimum retreatment interval is 7 days.	

ASPARAGUS

CROPS	PARAZONE 3SL RATE PER ACRE	REMARKS
ASPARAGUS	1.7-2.7 pts (0.638 – 1 lb cation/A)	Apply the specified rate as a preplant or preemergence application either broadcast or banded over the row in a minimum of 10 gallons of spray per acre by ground or 5 gallons of spray per acre by air. Plants that have emerged at the time of application will be killed. Applications must be made before crop emergence. Preemergence to established plantings at least 2 years old: Apply the specified rate prior to emergence of crop or after last harvest either broadcast or banded over the row in a minimum of 10 gallons of spray per acre by ground. Plants that have emerged at the time of application will be killed.
	Use Restrictions – Asparagus <ul style="list-style-type: none">Maximum single application rate is 2.7 pts (1 lb cation/A)Maximum annual application rate is 8 pts (3 lb cation/A/year)Do not make more than 3 applications per year for preplant or preemergence application.Do not apply within 6 days of harvest or grazing.Minimum retreatment interval is 7 days.	

BEANS, DRY
PEAS, DRY

CROPS	PARAZONE 3SL RATE PER ACRE	REMARKS
BEANS, DRY* Sweet lupin White sweet lupin White lupin Grain lupin Adzuki bean Asparagus bean Black bean Broad bean Field bean Garbanzo bean Kidney bean Lablab bean Lima bean Moth bean Mung bean Navy	0.8-1.3 pts (0.3 – 0.488 lb cation/A)	Apply the specified rate as a harvest aid in a minimum of 20 gallons of spray per acre by ground or 5 gallons of spray per acre by air when the crop is mature and at least 80% of the pods are yellowing and mostly ripe with no more than 40% (bush type peas or beans) or 30% (vine type peas or beans) of the leaves still green. For vining-type beans or bush-type with lush growth, make a single application at the higher rate. If making a split application, do not make more than 2 applications or exceed a total of 1.3 pts per acre (0.488 lb cation/A). The split application may improve vine coverage.
	Use Restrictions – Dry Beans and Dry Peas · Maximum single application rate is 1.3 pts (0.488 lb cation/A) · Maximum annual application rate is 2.6 pts (1 lb cation/A/year) · Do not apply when weather conditions favor drift. Adding a drift control agent may reduce spray drift. · Do not make more than 2 applications per year. · Do not apply within 7 days of harvest or grazing. · Minimum retreatment interval is 7 days.	
	*Not registered for use on dry beans or dry peas in California.	

*Not registered for use on dry beans or dry peas in California.

NOTE to EPA Product Manager: Text in brackets [] is optional.
All content inside { } is a Note to Reviewer.

bean Pinto bean Rice bean Snap bean Tepary bean Urd bean Wax bean PEAS, DRY* Blackeyed pea Chickpea Cowpea Crowder pea Southern pea Catjang	
---	--

BERRIES

CROPS	PARAZONE 3SL RATE PER ACRE	REMARKS
BERRIES Blackberry Blueberry Boysenberry Currant Elderberry Gooseberry Huckleberry Loganbery Raspberry	1.3-2.7 pts (0.488 -1 lb cation/A) Use Restrictions – Berries <ul style="list-style-type: none">Maximum single application rate is 2.7 pts (1 lb cation/A)Maximum annual application rate is 13.5 pts (5 lb cation/A/year)Do not make more than 5 applications per year.Minimum retreatment interval is 7 days.	Apply specified rate in a minimum of 50 gallons of spray per acre by ground. Apply as a postemergence directed spray. Apply before emergence of new canes or shoots or crop injury can occur. Apply a coarse spray to avoid injury from a fine spray mist.

CACAO

CROPS	PARAZONE 3SL RATE PER ACRE	REMARKS
CACAO	1.3-2.7 pts (0.488 -1 lb cation/A) Use Restrictions - Cacao <ul style="list-style-type: none">Maximum single application rate is 2.7 pts (1 lb cation/A)Maximum annual application rate is 13.5 pts (5 lb cation/A/year)Do not spray under windy conditions.Do not graze treated areas.Do not feed treated cover crops to livestock.Do not apply within 1 day of harvest.Do not exceed more than 5 applications per year.Minimum retreatment interval is 7 days.	Apply as a directed spray in a minimum of 50-200 gallons of spray per acre by ground when the weeds are succulent and growth is from 1-6”. For mature woody weeds, perennial weeds, late germinating weeds, and grasses, retreatment or spot treatments may be needed but do not exceed five applications per year. Protect young plants with a shield to prevent spray from contacting plants as injury may result.

CASSAVA, TANIER, YAM

CROPS	PARAZONE 3SL RATE PER ACRE	REMARKS
CASSAVA, TANIER, YAM (Puerto Rico only)	1.3 pts (0.488 lb cation/A) Use Restrictions – Cassava, Tanier, Yam <ul style="list-style-type: none">Maximum single application rate is 1.3 pts (0.488 lb cation/A).Maximum annual application rate is 3.9 pts (1.463 lb cation/A/year) for Tanier and Cassava.Maximum annual application rate is 2.6 pts (0.975 lb cation/A/year) for Yams.Do not make more than 3 applications per year on cassava and tanier.Do not make more than 2 applications per year on yam.Do not allow spray to contact crop or injury may occur.Do not spray under windy conditions.Do not graze treated areas.Do not feed treated forage to livestock.Do not apply within 90 days of harvest.Minimum retreatment interval is 7 days.	Apply as a shielded post directed spray in a minimum of 50 gallons of spray per acre by ground when the weeds are succulent and growth is from 1-6”.

CHEMICAL FALLOW

CROPS	PARAZONE 3SL RATE PER ACRE	REMARKS
CHEMICAL FALLOW Product Information		<p>For all chemical fallow applications, apply in a minimum of 5 -60 gallons of spray per acre by ground or 5-10 gallons of spray per acre by air. If applying at less than 10 gallons per acre by ground, also follow these additional restrictions:</p> <ol style="list-style-type: none">1. Do not apply with floaters or exceed speed of 10 mph.2. Apply with flat fan nozzles only at 30-40 psi.3. Apply only in a tank mix with atrazine at a minimum of 0.5 lb cation/A. <p>Use higher spray volumes for better coverage as density of stubble, crop residue, or weeds increase. To control volunteer wheat or downy brome, fall-applied treatments work best with Parazone 3SL. If crop rotation allows, tank mix with atrazine for maximum burndown weed control and for residual control. Apply immediately after harvest up to emergence of the newly seeded crop as a broadcast or band treatment. Cut wheat as high as possible to avoid cutting weeds too short and allow the weeds to grow at least 2-3” after harvest before applying Parazone 3SL. The addition of dicamba or 2,4-D ester (low volatile) herbicides may aid in the suppression of emerged perennial broadleaf weeds and large annual broadleaf weeds. Refer to dicamba and 2,4-D ester (low volatile), or residual herbicide label(s) for rates.</p> <p>Additionally, when tank mixing, read and carefully follow all applicable use directions, restrictions, and limitations on the respective product label(s). In interpreting the label(s) of tank mixed products, the most restrictive label limitations must apply.</p> <p>For extended weed control during the fallow period, tank mixes with registered residual herbicide combinations other than those listed on this label are permissible.</p> <p>Weeds taller than 6” may not be controlled. Weeds and grasses emerging after application will not be controlled. Crop plants emerged at the time of application will be killed.</p> <p>Use Restrictions for all Chemical Fallow Applications</p> <ul style="list-style-type: none">. Maximum single application rate is 2.7 pts (1 lb cation/A).. Maximum annual application rate is 8 pts (3 lb cation/A/year). Do not make more than 3 applications per year.. Minimum retreatment interval is 7 days.
CHEMICAL FALLOW Continuous Wheat 2-3 Month Recropping Interval	Weeds 1-3”: 1.3 - 1.7 pts (0.488 – 0.638 lb cation/A) Weeds 3-6”: 1.7 - 2 pts (0.638 – 0.75 lb cation/A) Weeds 6”: 2 - 2.7 pts (0.75 - 1 lb cation/A)	<p>Make a broadcast application in a minimum of 5 gallons of spray per acre by ground or air at least 45 days before seeding. For volunteer wheat or downy brome control in the spring, use at least 1.3 pts per acre (0.488 lb cation/A) with a PSI herbicide (see section of the label entitled “Tank Mixing For Improved Burndown of Difficult Weeds and Residual Weed Control” for additional details).</p> <p>Refer to the section above titled “Chemical Fallow; Product Information” for additional instructions and restrictions.</p>
CHEMICAL FALLOW Wheat-Fallow Wheat Rotations (Fall applied after harvest; seeded 12-14 months later)	Weeds 1-3”: 1.3 - 1.7 pts (0.488 – 0.638 lb cation/A) Weeds 3-6”: 1.7 - 2 pts (0.638 – 0.75 lb cation/A) Weeds 6”: 2 - 2.7 pts (0.75 - 1 lb cation/A)	<p>Make a broadcast application in a minimum of 5 gallons of spray per acre by ground or air before weeds produce seed. Volunteer wheat and downy brome are best controlled with late August or early September applications.</p> <p>Tank mix with atrazine, clomazone, dicamba, and metribuzin to improve burndown control of emerged grass and broadleaf weeds and for residual weed control. When tank mixing, read and carefully follow all applicable use directions, restrictions, and limitations on the respective product label(s). In interpreting the label(s) of tank mixed products, the most restrictive label limitations must apply.</p> <p>Refer to the section above titled “Chemical Fallow; Product Information” for additional instructions and restrictions.</p>
CHEMICAL FALLOW Wheat-Fallow Wheat Rotations (Spring applied; seeded 3-5 months later)	Weeds 1-3”: 1.3 - 1.7 pts (0.488 – 0.638 lb cation/A) Weeds 3-6”: 1.7 - 2 pts (0.638 – 0.75 lb cation/A) Weeds 6”: 2 - 2.7 pts (0.75 - 1 lb cation/A)	<p>Make a broadcast application in a minimum of 5 gallons of spray per acre by ground or air. Apply March 1 to April 15 prior to spring rains to conserve moisture. Application to volunteer wheat after the boot stage result in greater control but soil moisture loss will be greater.</p> <p>For volunteer wheat or downy brome control in the spring, use at least 1.3 pts per acre (0.488 lb cation/A) with a PSI herbicide (see section of the label titled “Tank Mixing For Improved Burndown of Difficult Weeds and Residual Weed Control” for additional details).</p> <p>Tank mix with metribuzin to improve burndown control of existing grass and broadleaf weeds and for residual control. When tank mixing, read and carefully follow all applicable use directions, restrictions, and limitations on the respective product label(s). In interpreting the label(s) of tank mixed products, the most restrictive label limitations must apply.</p> <p>Refer to the section above titled “Chemical Fallow; Product Information” for additional instructions and restrictions.</p>

NOTE to EPA Product Manager: Text in brackets [] is optional.
All content inside { } is a Note to Reviewer.

CHEMICAL FALLOW Wheat-Annual Crop ¹ Wheat Rotations (Fall applied in wheat stubble)	Weeds 1-3": 1.3 - 1.7 pts (0.488 – 0.638 lb cation/A) Weeds 3-6": 1.7 - 2 pts (0.638 – 0.75 lb cation/A) Weeds 6": 2 - 2.7 pts (0.75 - 1 lb cation/A)	Make a broadcast application in a minimum of 5 gallons of spray per acre by ground or air after wheat harvest but before weeds produce seed. If foxtail or barnyardgrass recover, respray before they seed. Late August through November applications are more effective for control of volunteer wheat and downy brome. Tank mix with atrazine or dicamba to improve burndown control of emerged grass and broadleaf weeds and for residual weed control. When tank mixing, read and carefully follow all applicable use directions, restrictions, and limitations on the respective product label(s). In interpreting the label(s) of tank mixed products, the most restrictive label limitations must apply. Refer to the section above titled “Chemical Fallow; Product Information” for additional instructions and restrictions. ¹ Approved annual crops are corn, grain sorghum, proso millet, and wheat.
CHEMICAL FALLOW Wheat-Annual Crop ¹ Wheat Rotations (Spring applied prior to planting an approved annual crop ¹)	Weeds 1-3": 1.3 - 1.7 pts (0.488 – 0.638 lb cation/A) Weeds 3-6": 1.7 - 2 pts (0.638 – 0.75 lb cation/A) Weeds 6": 2 - 2.7 pts (0.75 - 1 lb cation/A)	Make a broadcast application in a minimum of 5 gallons of spray per acre by ground or air. Tank mix with atrazine for control of emerged grass and broadleaf weeds and for residual weed control noting the atrazine instructions regarding pH and recropping intervals. For volunteer wheat or downy brome control in the spring, use at least 1.3 pts per acre (0.488 lb cation/A) with a PSI herbicide (see section of the label entitled “Tank Mixing For Improved Burndown of Difficult Weeds and Residual Weed Control” for additional details). When tank mixing, read and carefully follow all applicable use directions, restrictions, and limitations on the respective product label(s). In interpreting the label(s) of tank mixed products, the most restrictive label limitations must apply. Refer to the section above titled “Chemical Fallow; Product Information” for additional instructions and restrictions. ¹ Approved annual crops are corn, grain sorghum, proso millet, and wheat.

CLOVER AND OTHER LEGUMES

CROPS	PARAZONE 3SL RATE PER ACRE	REMARKS
CLOVER AND OTHER LEGUMES * On established plantings in Region A1	1.3-2.1 pts (0.488- 0.788 lb cation/A)	For dormant season application only, Parazone 3SL will desiccate weeds including London rocket, sowthistle, rescue brome, wild oats, chickweed, ryegrass, bluegrass, cheatgrass, dogfennel, tansy mustard, henbit, downy brome, and other winter annuals and suppression of perennial weeds. In California, this product may be used for desiccation of weeds including bluegrass, foxtail, ryegrass, chickweed, groundsel, shepherdspurse, sowthistle, and tansy mustard. In California use high rate if ryegrass, groundsel, sheperdspurse, or sowthistle, is present. Applications must be made in the late fall or winter months after the last fall cutting but before the first spring cutting. Applications to clover or other legumes that are not dormant or have broken dormancy may result in stand and/or yield reductions. Replanting may be necessary. Green clover or other legumes foliage present at the time of application will be burned, discolored and/or temporarily stunted. Total hay yield of first cutting may be reduced in clover or other legumes fields with severe weed infestation. This reduction will usually be directly proportionate to the loss of weed weight. Make a broadcast application in a minimum of 10 gallons of spray per acre by ground or 5 gallons of spray per acre by air.
CLOVER AND OTHER LEGUMES * On established plantings in Region B2	0.7-1.3 pts (0.263 – 0.488 lb cation/A)	
CLOVER AND OTHER LEGUMES * On fall seeded newly established stands less than 1 year old in Region A ¹	0.7-1.3 pts (0.263 – 0.488 lb cation/A)	
CLOVER AND OTHER LEGUMES *	0.5-0.8 pt (0.188 – 0.3 lb cation/A)	

NOTE to EPA Product Manager: Text in brackets [] is optional.
All content inside { } is a Note to Reviewer.

On fall seeded newly established stands less than 1 year old in Region B ² * Other legumes include Bean, velvet Lespedeza Lupin Sainfoin Trefoil Vetch, crown Vetch Vetch, milk	<p>¹Region A includes: AK, CA: (Counties of Del Norte, Siskiyou, Modoc, Shasta, Lassen, Plumas, Sierra, Nevada), CO, CT, DE, ID, IL, IN, IA, KS, KY, ME, MD, MA, MI, MN, MO, MT, NE, NV, NH, NJ, NY, ND, OH, OR, PA, RI, SD, UT, VT, VA, WA, WV, WI, WY</p> <p>²Region B includes: AL, AZ, AR, CA: (All other counties not listed in Region A), FL, GA, HI, LA, MS, NM, NC, OK, SC, TN, TX</p> <p>Use Restrictions – Clover and Other Legumes</p> <ul style="list-style-type: none">Maximum single application rate is 2.1 pts (0.788 lb cation/A)Maximum annual application rate is 2.1 pts (0.788 lb cation/A)Do not make more than one application per year.Do not apply if regrowth after grazing or cutting is more than 2”.Do not apply within 60 days of harvest or grazing.
---	--

CORN

CROPS	PARAZONE 3SL RATE PER ACRE	REMARKS
CORN¹ (Used alone) (See footnote in “Remarks” section for list of approved crops)	Weeds 1-3”: 1.3 - 1.7 pts (0.488 – 0.638 lb cation/A)	Apply preplant or preemergence either broadcast or banded over the row using the specified rate in a minimum of 10 gallons of spray per acre by ground or 5 gallons of spray per acre by air. Apply prior to the emergence of the crop as plants that intercept the spray will be killed. Seeding should be done with a minimum of soil disturbance and seedbeds must be formed as far ahead of planting and treatment as possible to permit maximum weed and grass emergence. Weeds emerging after application will not be controlled. ¹ Includes field, fresh sweet, forage, fodder, seed, and popcorn.
	Weeds 3-6”: 1.7 - 2 pts (0.638 – 0.75 lb cation/A)	
	Weeds 6”: 2 - 2.7 pts (0.75 - 1 lb cation/A)	
	Use Restrictions – Corn (Used Alone) <ul style="list-style-type: none">Maximum single application rate is 2.7 pts (1 lb cation/A)Maximum annual application rate is 8 pts (3 lb cation/A/year)Do not make more than 3 preemergence applications per year.Minimum retreatment interval is 7 days.	
CORN Tank Mixes for No-till/Reduced till	Weeds 1-3”: 1.3 - 1.7 pts (0.488 – 0.638 lb cation/A)	Apply preplant or preemergence either broadcast or banded over the row using the specified rate in a minimum of 10 gallons of spray per acre by ground or 5 gallons of spray per acre by air. Ensure that any tank mix partners allow application by air. Apply before, during, or after planting, but prior to the emergence of the crop as plants that intercept the spray will be killed. To improve burndown control of emerged grass and broadleaf weeds and for residual control, Parazone 3SL may be tank mixed with the following herbicides: : 2,4-D ester (low volatile), acetochlor, atrazine, dicamba, thifensulfuron + tribenuron (Preplant only), linuron, metolachlor, pendimethalin and simazine. When tank mixing, read and carefully follow all applicable use directions, restrictions, and limitations on the respective product label(s). In interpreting the label(s) of tank mixed products, the most restrictive label limitations must apply. Parazone 3SL may also be tank mixed with Ambush® insecticide or other permethrin insecticide products.
	Weeds 3-6”: 1.7 - 2 pts (0.638 – 0.75 lb cation/A)	
	Weeds 6”: 2 - 2.7 pts (0.75 - 1 lb cation/A)	
	Use Restrictions – Corn (Tank Mixes) <ul style="list-style-type: none">Maximum single application rate is 2.7 pts (1 lb cation/A)Maximum annual application rate is 8 pts (3 lb cation/A/year)Do not make more than 3 preemergence applications per year.Minimum retreatment interval is 7 days.	

FIELD CORN, POPCORN, SWEET CORN, SEED CORN	0.7-1.3 pts (0.263 – 0.488 lb cation/A)	Apply specified dosage in a minimum of 10 gallons of spray per acre by ground as a postemergence directed spray with or without a hooded or shielded sprayer. Use the higher rate on hard to control weeds; weeds 6” or taller may not be controlled. Corn plants that intercept the spray may be severely damaged or may be killed. Apply when weeds are actively growing. <u>With hooded or shielded sprayers:</u> Use hooded or shielded sprayers with skids or wheels on the spray boom to maintain spray height so that excessive crop phytotoxicity may be avoided. Direct the spray between the rows ensuring that the hooded or shielded spray prevents contact with corn plants. <u>Without hooded or shield sprayers:</u> For directed applications without hooded or shielded sprayer, apply when corn is at least 10” tall with nozzles arranged to spray no higher than the lower 3” of the corn stalks. If corn is 20” tall or more, arrange nozzles so they spray no higher than the lower 1/3 of the corn stalks. Corn plants shorter than 10 inches may be injured and not recover. Injury to corn foliage will occur if sprayed; however, corn will recover and develop normally. Corn height is measured from soil surface to top of whorl. For control of volunteer cotton in TX apply when the cotton is actively growing. Apply between cotyledon and 6 leaf stage of the volunteer cotton plant. Cotton plants larger than the 6 leaf stage may not be completely killed. Use higher rates as size of volunteer cotton plant increases. Drought stressed cotton plants can be difficult to kill and desiccation may not be complete.
	Use Restrictions – Field Corn, Popcorn, Sweet Corn, Seed Corn <ul style="list-style-type: none">Maximum single application rate is 1.3 pts (0.488 lb cation/A)Maximum annual application rate is 3.9 pts (1.463 lb cation/A/year)Do not make more than 3 postemergence applications per year.Do not apply within 14 days of harvest or grazing.Minimum retreatment interval is 7 days.	
FIELD CORN, POPCORN, SEED CORN (harvest aid)	0.8-1.3 pts (0.3 – 0.488 lb cation/A)	Apply specified dosage as a harvest aid broadcast application in a minimum of 20 gallons of spray per acre by ground or 5 gallons of spray per acre by air after the corn is mature. A black layer at the base of the kernels indicates maturity. Consult your local agricultural authority with help in identifying the black layer. Use the higher rate to desiccate mature broadleaf weeds and grasses or on broadleaf weeds and grasses taller than 18”. Drought stressed plants (especially broadleaf weeds) can be difficult to kill and desiccation may not be complete.
	Use Restrictions – Field Corn, Popcorn, Seed Corn <ul style="list-style-type: none">Maximum single application rate is 1.3 pts (0.488 lb cation/A)Maximum annual application rate is 1.3 pts (0.488 lb cation/A/year)Do not apply within 7 days of harvest or grazing.Make only 1 harvest aid application per year.	
FIELD CORN ONLY (grain, fodder, forage)	1.3 pts (0.488 lb cation/A)	For use in the USDA Witchweed Eradication Program, apply specified dosage by post emergence directed spray in a minimum of 10 gallons of spray per acre by ground. If regrowth occurs, apply in late June to early July and repeat in early August. Follow application instructions in post emergence directed spray section above.
	Use Restrictions – Field Corn Only <ul style="list-style-type: none">Maximum single application rate is 1.3 pts (0.488 lb cation/A)Maximum annual application rate is 3.9 pts (1.463 lb cation/A/year)Do not make more than 3 postemergence applications per year.Do not apply within 14 days of harvest or grazing.Minimum retreatment interval is 7 days.	
FIELD CORN ONLY (grain, fodder, forage) 2, 4-D Amine Tank Mix	5.4 fl oz (0.127 lb cation/A)	For use in the USDA Witchweed Eradication Program make applications at the specified dosage in a minimum of 10 gallons of spray per acre as a post emergence directed spray to grassy weeds and witchweed before witchweed blooms. Reapply if regrowth occurs. When tank mixing, read and carefully follow all applicable use directions, restrictions, and limitations on the respective product label(s). In interpreting the label(s) of tank mixed products, the most restrictive label limitations must apply. Follow applications instructions in post emergence section above.
	Use Restrictions – Field Corn Only <ul style="list-style-type: none">Maximum single application rate is 5.4 fl oz (0.127 lb cation/A)Maximum annual application rate is 1 pt (0.375 lb cation/A/year).Do not make more than 3 postemergence applications per year.Do not apply within 14 days of harvest or grazing.Minimum retreatment interval is 7 days.	

NOTE to EPA Product Manager: Text in brackets [] is optional.
All content inside { } is a Note to Reviewer.

COTTON

Do not exceed 8 pints Parazone 3SL per acre (3 lb cation/A) per year for all uses on cotton

CROPS	PARAZONE 3SL RATE PER ACRE	REMARKS
COTTON (Used alone)	1.7-2.7 pts (0.638 – 1 lb cation/A)	Apply preplant or preemergence at the specified rate in a minimum of 10 gallons of spray per acre by ground or 5 gallons of spray per acre by air prior to, during, or after planting but before crop emergence. For fallow bed treatment, beds must be preformed to permit maximum weed and grass emergence before an application of Parazone 3SL. Seeding should be done with a minimum amount of soil disturbance.
	Use Restrictions – Cotton (Used Alone) <ul style="list-style-type: none">Maximum single application rate is 2.7 pts (1 lb cation/A)Maximum annual application rate is 8 pts (3 lb cation/A/year).Do not make more than 3 applications per year.Minimum retreatment interval is 7 days.	
COTTON (Used alone) (California only)	5.4-10.7 fl oz (0.127 - 0.25 lb cation/A)	Apply specified dosage in a minimum of 10 gallons of spray per acre by ground or 5 gallons of spray per acre by air as a preplant application. This application is used to control volunteer barley in preformed seedbeds.
	Use Restrictions – Cotton (Used Alone) (California Only) <ul style="list-style-type: none">Maximum single application rate is 10.7 fl oz (0.25 lb cation/A)Maximum annual application rate is 2 pt (0.75 lb cation/A/year).Do not make more than 3 applications per year.Minimum retreatment interval is 7 days	
COTTON Tank Mix	1.7-2.7 pts (0.638 – 1 lb cation/A)	Apply specified dosage in a minimum of 10 gallons of spray per acre by ground or air as a preplant or fallow bed broadcast application. Add oxyfluorfen according to the rate on the product label. When tank mixing, read and carefully follow all applicable use directions, restrictions, and limitations on the respective product label(s). In interpreting the label(s) of tank mixed products, the most restrictive label limitations must apply.
	Use Restrictions – Oxyfluorfen Tank Mix <ul style="list-style-type: none">Maximum single application rate is 2.7 pts (1 lb cation/A)Maximum annual application rate is 8 pts (3 lb cation/A/year).Do not make more than 3 applications per year.Minimum retreatment interval is 7 days.	
COTTON Other Tank Mixes	1.7-2.7 pts (0.638 – 1 lb cation/A)	Apply specified dosage as a preplant or preemergence broadcast spray in a minimum of 10 gallons of spray per acre by ground or 5 gallons of spray per acre by air before, during, or after planting, but before crop emergence. To improve burndown control of emerged grass and broadleaf weeds and for residual control, Parazone 3SL may be tank mixed with the following herbicides: diuron, fluometuron, metolachlor, MSMA norflurazon, pendimethalin, prometryn, thifensulfuron + tribenuron (Preplant Only).When tank mixing with fluometuron, follow the mixing instructions on the labels and maintain constant agitation. When tank mixing, read and carefully follow all applicable use directions, restrictions, and limitations on the respective product label(s). In interpreting the label(s) of tank mixed products, the most restrictive label limitations must apply.
	Use Restrictions – Cotton (Other Tank Mixes) <ul style="list-style-type: none">Maximum single application rate is 2.7 pts (1 lb cation/A)Maximum annual application rate is 8 pts (3 lb cation/A/year).Do not make more than 3 applications per year.Minimum retreatment interval is 7 days.	
COTTON Post-emergence Directed Spray (Hooded or Shielded)	0.8-1.33 pts (0.3 – 0.5 lb cation/A)	Apply when weeds are actively growing and before weeds reach 4” in height. If multiple applications are made, allow 14 days between applications. Use higher rate on dense populations and/or larger or hard to control weeds. Weeds 6" or taller may not be controlled. Avoid contact with crop. Intentional or accidental contact (including drift) of Parazone 3SL to the crop may result in severe damage or loss of the crop. Apply by directing spray between the rows and using hooded or shielded sprayers to prevent contact with crop plants. Equipment should be in good operating condition. Avoid leakage or dripping onto crop. Variation in equipment design may affect level of weed control. Keep hoods or shields adjusted to ensure adequate contact with weeds while shielding the crop from the herbicide. To minimize drift, do not use nozzles or nozzle configurations or adjuvants which produce fine spray droplets (mist). May be tank mixed with other labeled postemergence directed herbicides. When tank mixing, read and carefully follow all applicable use directions, restrictions, and limitations on the respective product label(s). In interpreting the label(s) of tank mixed products, the most restrictive label limitations must apply.
	Use Restrictions – Cotton (Post-Emergence) <ul style="list-style-type: none">Maximum single application rate is 1.33 pts (0.5 lb cation/A)Maximum annual application rate is 4 pts (1.5 lb cation/A/year).Do not make more than 3 postemergence directed spray applications using Precision Machine Vision Directed Spray equipment or a hooded shield sprayer.Minimum retreatment interval is 14 days.	
COTTON	0.8-1.33 pts	Apply when weeds are actively growing and before weeds reach 4” in height. Ensure targeted weeds receive thorough spray coverage. Avoid contact with crop. Intentional or accidental contact

NOTE to EPA Product Manager: Text in brackets [] is optional.
All content inside { } is a Note to Reviewer.

Post-emergence Directed Spray (Precision Machine Vision Directed Spray)	(0.3 – 0.5 lb cation/A)	(including drift) of Parazone 3SL to the crop may result in severe damage or loss of the crop. To improve control of emerged weeds and for herbicide resistance management a tank mix with prometryn is recommended. May be tank mixed with other labeled postemergence directed herbicides. Equipment should be in good operating condition. Avoid leakage or dripping onto crop. Variation in equipment design may affect level of weed control. When tank mixing, read and carefully follow all applicable use directions, restrictions, and limitations on the respective product label(s). In interpreting the label(s) of tank mixed products, the most restrictive label limitations must apply.
	Use Restrictions – Cotton (Post-Emergence) <ul style="list-style-type: none">Maximum single application rate is 1.33 pts (0.5 lb cation/A)Maximum annual application rate is 4 pts (1.5 lb cation/A/year).Do not make more than 3 postemergence directed spray applications using Precision Machine Vision Directed Spray equipment or a hooded shield sprayer.Minimum retreatment interval is 14 days.	
COTTON Harvest aid	See rate below for specific rate based on geographical region	Parazone 3SL may be used as a harvest aid in cotton growing areas of the U.S. Repeat application if necessary, but do not exceed 4 applications per year or 1.3 pints (0.488 lb cation) per acre per year and allow 7 days between applications. This product may be tank mixed with other cotton harvest aid materials known to be effective by local experience. Unless otherwise instructed in this label, refer to tank mix product label for rates, directions, limitations, and restrictions. If not otherwise specified by geographical region below do not apply within 3 days of harvest. Parazone 3SL can also be applied in a tank mix with methyl parathion and/or lambda-cyhalothrin insecticides. Nodes above cracked bolls (NACB) timing is for guidance and is not intended to restrict local experience. When tank mixing, read and carefully follow all applicable use directions, restrictions, and limitations on the respective product label(s). In interpreting the label(s) of tank mixed products, the most restrictive label limitations must apply.
SOUTHERN COTTON Harvest aid in the defoliation and opening of mature bolls (tank mix with phosphate and chlorate defoliants)	5.4 fl oz (0.127 lb cation/A) + 1 pt phosphate or 1 gal chlorate	Tank mix with phosphate and chlorate defoliants. Apply specified dosages by broadcast application when 80% or more of the bolls are open and the remaining bolls to be harvested are mature in a minimum of 10 gallons of spray per acre by ground and 5 gallons of spray per acre by air. Use of this tank mix will inhibit the development of immature bolls.
	Use Restrictions – Cotton (Harvest Aid) <ul style="list-style-type: none">Maximum single application rate is 5.4 fl oz (0.127 lb cation/A)Maximum annual application rate is 1.3 pts (0.488 lb cation/A/year).Do not pasture livestock in treated fields or feed treated foliage when Parazone 3SL is applied alone.Do not make more than 4 applications per year.Do not apply within 7 days of harvest and grazing.Minimum retreatment interval is 7 days.	
SOUTHERN COTTON Additional tank mixes for defoliation and opening of mature bolls	2.1-3.3 fl oz (0.05 – 0.077 lb cation/A)	Use at specified rate as a broadcast application in 10 gallons of spray per acre by ground or 5 gallons of spray per acre by air. Parazone 3SL can be mixed with Ethephon Plant Growth Regulator and Folex® Defoliant. Apply when 60% or more of the bolls are open and the remaining bolls to be harvested are mature. Development of immature bolls will be inhibited.
	Use Restrictions – Cotton (Harvest Aid) <ul style="list-style-type: none">Maximum single application rate is 3.3 fl oz (0.077 lb cation/A)Maximum annual application rate is 1.3 pts (0.488 lb cation/A/year).Do not pasture livestock in treated fields or feed treated foliage.Do not make more than 4 applications per year.Minimum retreatment interval is 7 days.	
SOUTHERN COTTON As a post defoliation treatment to aid in opening of mature bolls and in the desiccation of green weeds	0.7-1.3 pts (0.263 – 0.488 lb cation/A)	Apply at the specified rate by broadcast application in a minimum of 10 gallons of spray per acre by ground or 5 gallons of spray per acre by air when 75% or more of the bolls are open and the remaining bolls to be harvested are mature. Development of immature bolls will be inhibited. To avoid leaf sticking, apply Parazone 3SL as a desiccant approximately 3-7 days after defoliation or a conditioning application. If weed infestation is heavy or dense, use the higher rate.
	Use Restrictions – Cotton (Harvest Aid) <ul style="list-style-type: none">Maximum single application rate is 1.3 pts (0.488 lb cation/A).Maximum annual application rate is 1.3 pts (0.488 lb cation/A/year).Do not pasture livestock in treated fields or feed treated foliage.Do not make more than 4 applications per year.Do not apply within 3 days of harvest or grazing.Minimum retreatment interval is 7 days.	
WESTERN COTTON Harvest aid for boll opening and for early defoliation	3.7-5.4 fl oz (0.087- 0.127 lb cation/A) + phosphate or sodium chlorate and/or other compatible harvest aid products	Use the higher rate on rank cotton. Early defoliation occurs when 60% or more of the bolls are open and the remaining bolls to be harvested are mature (approximately 4 NACB). Do not use more than 5.4 fl oz (0.127 lb cation) of Parazone 3SL for early defoliation as excessive desiccation may occur. Development of immature bolls will be inhibited. Do not use more than 4 lbs. per acre of sodium chlorate at the early defoliation timing. Make a broadcast application in a minimum of 10 gallons of spray per acre by ground or 5 gallons of spray per acre by air.
	Use Restrictions – Cotton (Harvest Aid) <ul style="list-style-type: none">Maximum single application rate is 5.4 fl oz (0.127 lb cation/A)Maximum annual application rate is 1.3 pts (0.488 lb cation/A/year).Do not apply within 7 days of harvest or grazing when used with phosphate or chlorate.Do not pasture livestock in treated fields or feed treated foliage when Parazone 3SL is applied alone.	

NOTE to EPA Product Manager: Text in brackets [] is optional.
All content inside { } is a Note to Reviewer.

	<ul style="list-style-type: none">Do not make more than 4 applications per year.Minimum retreatment interval is 7 days.	
WESTERN AND TEXAS COTTON For boll opening and as a mid- to late-defoliation	5.4-10.7 fl oz (0.127 – 0.25 lb cation/A) alone or tank mix with sodium chlorate or phosphate defoliant and/or other compatible harvest aid products	Mid- to late-defoliation timing is when 75% or more of the bolls are opening and the remaining bolls to be harvested are mature (approximately 3 or fewer NACB). Development of immature bolls will be inhibited. In desert cotton or on rank vigorous cotton, use the higher rate of Parazone 3SL. Make a broadcast application in a minimum of 10 gallons of spray per acre by ground or 5 gallons of spray per acre by air.
	Use Restrictions – Cotton (Harvest Aid) <ul style="list-style-type: none">Maximum single application rate is 10.7 fl oz (0.251 lb cation/A)Maximum annual application rate is 1.3 pts (0.488 lb cation/A/year).Do not pasture livestock in treated fields or feed with treated foliage.Do not make more than 4 applications per year.Do not apply within 3 days of harvest or grazing when applied alone.Do not apply within 7 days of harvest or grazing when used with phosphate or chlorate defoliant.Minimum retreatment interval is 7 days.	
COTTON Harvest aid (stripper or spindle harvested – all areas)	2.1-7.5 fl oz (0.05 – 0.176 lb cation/A)	Apply when 75% of the bolls are open and the remaining bolls to be harvested are mature. Make a broadcast application at the specified dosage in a minimum of 10 gallons of spray per acre by ground or 5 gallons of spray per acre by air for defoliation and boll opening. It is advisable to apply the range of rates on a small block of cotton to determine the rate that best fits your environmental and plant conditions. Development of immature bolls will be inhibited. Slice bolls and inspect seed for maturity. Parazone 3SL may be applied alone or tank mixed with the following cotton harvest aids: Folex Defoliant, Ethephon Plant Growth Regulator or other products containing ethephon. Split applications may be made but do not exceed a total of 1.3 pints per acre. To avoid leaf sticking, apply Parazone 3SL as a desiccant approximately 3-7 days after defoliation or a conditioning application and 7-14 days before harvest. Cooler temperatures may cause a longer waiting period between application of Parazone 3SL as a desiccant and defoliation/conditioner. Lower rates in the range may be necessary south of I-10 in Texas where temperatures are typically higher during defoliation.
	Use Restrictions – Cotton (Harvest Aid) <ul style="list-style-type: none">Maximum single application rate is 7.5 fl oz (0.176 lb cation/A)Maximum annual application rate is 1.3 pts (0.488 lb cation/A/year).Do not pasture livestock in treated fields or feed treated foliage.Do not make more than 4 applications per year.Do not apply within 3 days of harvest or grazing.Minimum retreatment interval is 7 days.	
COTTON Late season desiccation	0.7-1.3 pts (0.263 – 0.488 lb cation/A)	Apply when 85% of the bolls are open and the remaining bolls to be harvested are mature. Apply specified dosage by broadcast application in a minimum of 10 gallons of spray per acre by ground or 5 gallons of spray per acre by air. It is advisable to apply the range of rates on a small block of cotton to determine the rate that best fits your environmental and plant conditions. Development of immature bolls will be inhibited. Slice bolls and inspect seed for maturity. Split applications may be made but do not exceed a total of 1.3 pints per acre. To avoid leaf sticking, apply Parazone 3SL as a desiccant approximately 3-7 days after defoliation or conditioning. Lower rates in the range may be adequate south of I-10 in Texas where temperatures are typically higher during defoliation.
	Use Restrictions – Cotton (Harvest Aid) <ul style="list-style-type: none">Maximum single application rate is 1.3 pts (0.488 lb cation/A)Maximum annual application rate is 1.3 pts (0.488 lb cation/A/year).Do not pasture livestock in treated fields or feed treated foliage.Do not make more than 4 applications per year.Do not apply within 3 days of harvest or grazing.Minimum retreatment interval is 7 days.	
COTTON Desiccation of regrowth	0.75-1.25 pts (0.281 -0.469 lb cation/A)	Apply as a broadcast application in 10 gallons of spray per acre by ground or 5 gallons of spray per acre by air. Use to desiccate regrowth occurring after defoliation or desiccation. Control is dependent upon growing conditions and desiccation of small new regrowth may not always be complete. Use the higher rate if regrowth is excessive. Because regrowth is difficult to control, thorough coverage with the full rate is necessary.
	Use Restrictions – Cotton (Harvest Aid) <ul style="list-style-type: none">Maximum single application rate is 1.25 pts (0.469 lb cation/A)Maximum annual application rate is 1.3 pts (0.488 lb cation/A/year).Do not pasture livestock in treated fields or feed treated foliage.Do not make more than 4 applications per year.Do not apply within 3 days of harvest or grazing.Minimum retreatment interval is 7 days.	
COTTON Harvest aid (Texas except in the counties of Starr,	2.7 - 3.3 fl oz (0.063 – 0.077 lb cation/A) (for boll opening and defoliation)	To aid in defoliation and opening of mature bolls, Parazone 3SL may be tank mixed with the following products: Folex® defoliant, Ethephon Plant Growth Regulator or other products containing ethephon. Apply when 60% or more of the bolls are open and remaining bolls to be harvested are mature. Development of immature bolls will be inhibited. Refer to tank mix product label for rate, directions, limitations, and restrictions.

NOTE to EPA Product Manager: Text in brackets [] is optional.
All content inside { } is a Note to Reviewer.

Hidalgo, Willacy, and Cameron)	11.2 - 21 fl oz (0.263 -0.492 lb cation/A)	Use to desiccate regrowth occurring after defoliation or desiccation. Apply when 85% of the bolls are open and the remaining bolls to be harvested are mature. Development of immature bolls will be inhibited. Slice bolls and inspect the seed for maturity.
	Late season harvest aid desiccation of stripper cotton or spindle- harvested cotton	To avoid leaf sticking, apply Parazone 3SL as a desiccant approximately 3 to 7 days after defoliation or a conditioning application and 7 to 14 days before harvest. Lower rates in the range may be necessary south of I-10 in Texas where temperatures are typically higher during defoliation.
	11.2 - 21 fl oz (0.263 -0.492 lb cation/A)	Use to desiccate regrowth occurring after defoliation or desiccation. Use a minimum total spray volume per acre of 10 gallons by ground, and 5 gallons by air. Regrowth is difficult to control, therefore, thorough coverage with the full specified rate is necessary.
	Desiccation of regrowth	Control is dependent upon growing conditions and desiccation of small new growth may not always be complete. Use higher specified rate if regrowth is excessive.
Use Restrictions - Cotton (Harvest Aid) <ul style="list-style-type: none">Maximum single application rate for boll opening and defoliation is 3.3 fl oz (0.77 lb cation/A)Maximum single application rate for desiccation is 21 fl oz (0.492 lb cation/A)Maximum annual application rate is 32 fl oz (0.75 lb cation/A/year)Do not pasture livestock in treated fields or feed treated foliage.Up to 3 multiple broadcast harvest aid applications may be made.Do not apply within 3 days of harvest or grazing when used alone.Do not apply within 7 days of harvest or grazing if used with phosphate or chlorate defoliant.Do not pasture lactating dairy animals.When combined with phosphate defoliant, observe livestock restrictions listed on the phosphate label.Minimum retreatment interval is 7 days. Precautions - Cotton (Harvest Aid) <ul style="list-style-type: none">Because of extremes in environmental and plant conditions, it is advisable to apply the range of rates on a small block of cotton to determine the specified rate that best fits your needs.		

EASTER LILY

CROPS	PARAZONE 3SL RATE PER ACRE	REMARKS
EASTER LILY (Field grown)	1.7-2.7 pts (0.638 – 1 lb cation/A)	Apply preemergence in a minimum of 10 gallons of spray per acre by ground.
	Use Restrictions - Easter Lily (Field Grown) <ul style="list-style-type: none">Maximum single application rate is 2.7 pts (1 lb cation/A)Maximum annual application rate is 5.4 pts (2 lb cation/A/year)Do not make more than 2 applications per year.Minimum retreatment interval is 7 days.	

FALLOW LAND

CROPS	PARAZONE 3SL RATE PER ACRE	REMARKS
FALLOW LAND Prior to planting of any crops	1.0-2.7 pts (0.375 – 1 lb cation/A)	Apply specified dosage as a broadcast application in a minimum of 10 gallons of spray per acre by ground or 5 gallons of spray per acre by air for the control of weeds such as bluegrass, chickweed, henbit, downy brome, ryegrass, cheatgrass, dog fennel, tansy mustard, London rocket, sowthistle, rescue brome, wild oats, volunteer cereals and other winter annuals and for suppression of perennial weeds or sedges. Use the higher rate for weeds approaching the maximum size of 6". Fallow land may be between operations such as disking, ripping, plowing, leveling, irrigating or listing for ground preparation purposes. For best results, allow maximum weed emergence prior to application. Adhere to the preharvest intervals and other crop specific restrictions for planted crops elsewhere on this label.
	Use Restrictions - Fallow Land <ul style="list-style-type: none">Maximum single application rate is 2.7 pts (1 lb cation/A)Maximum annual application rate is 5.4 pts (2 lb cation/A/year)Do not make more than 2 applications per year.Minimum retreatment interval is 7 days.	

GINGER

CROPS	PARAZONE 3SL RATE PER ACRE	REMARKS
GINGER	1.3-2.7 pts (0.488 – 1 lb cation/A)	Apply the specified rate as a preemergence broadcast application or a postemergence directed spray in a minimum of 20 gallons of spray per acre by ground.

NOTE to EPA Product Manager: Text in brackets [] is optional.
All content inside { } is a Note to Reviewer.

	Use Restrictions – Ginger <ul style="list-style-type: none">Maximum single application rate is 2.7 pts (1 lb cation/A)Maximum annual application rate is 16.2 pts (6 lb cation/A/year)Do not make more than 6 applications per year.Do not allow spray to contact ginger plants.Do not apply within 14 days of harvest or grazing for immature ginger roots and 75 days for mature ginger roots.Minimum retreatment interval is 30 days.
--	--

GRASSES

CROPS	PARAZONE 3SL RATE PER ACRE	REMARKS
GRASSES (For Seed)	1.3-2.7 pts (0.488 – 1 lb cation/A)	Apply specified dosage preplant, at planting, or preemergence in 10 gallons of spray per acre by ground. Prepare the seedbeds and allow weeds to germinate. When weeds are at the 3-5 leaf stage, apply Parazone 3SL. Repeat applications as necessary prior to grass emergence.
(For Use in Seedbed Preparation)	Use Restrictions – Grasses (For Seed) <ul style="list-style-type: none">Maximum single application rate is 2.7 pts. (1 lb cation/A)Maximum annual application rate is 8 pts (3 lb cation/A/year)Do not graze treated areas or use the seed or straw from treated areas for animal feed or bedding.Do not apply within 28 days of harvest.Do not make more than 3 applications per year.Minimum retreatment interval is 14 days.	
GRASSES (Kentucky Bluegrass grown for seed only)	1.0-1.5 pts (0.375 – 0.563 lb cation/A)	Apply specified dosage in a minimum of 10 gallons of spray per acre by ground and in a minimum of 5 gallons of spray per acre by air. For use on Kentucky bluegrass seed production fields in Minnesota as a post harvest application to facilitate burning. Add a nonionic surfactant at a rate of 1 pint per 100 gals. (75% or greater surface active ingredient) or 2 pints per 100 gallons (50-74% surface active ingredient). Make application 1-4 weeks after harvest and wait 3-7 days before burning fields.
(Minnesota only)	Use Restrictions – Grasses (Kentucky Bluegrass Grown For Seed Only) <ul style="list-style-type: none">Maximum single application rate is 1.5 pts (0.563 lb cation/A).Maximum annual application rate is 3 pts (1.13 lb cation/A/year).Do not apply more than 2 applications per year.Minimum retreatment interval is 14 days.Do not graze or feed hay from treated fields prior to burning.	

GUAR

CROPS	PARAZONE 3SL RATE PER ACRE	REMARKS
GUAR	1.3 pts (0.488 lb cation/A)	Apply specified dosage for preharvest desiccation in a minimum of 10 gallons of spray per acre by ground after the pods are fully mature.
	Use Restrictions – Guar <ul style="list-style-type: none">Maximum single application rate is 1.3 pts (0.488 lb cation/A)Maximum annual application rate is 3.9 pts (1.46 lb cation/A/year)Do not feed treated forage.Do not make more than 3 applications per year.Do not apply within 4 days of harvest or grazing.Minimum retreatment interval is 7 days.	

GUAVA

CROPS	PARAZONE 3SL RATE PER ACRE	REMARKS
GUAVA	2.5 pts (0.938 lb cation/A)	Apply specified dosage as a directed spray in a minimum of 10 gallons of spray per acre by ground. Retreatment and/or spot spraying may be necessary for mature woody weeds, late-germinating weeds and grasses, and perennials.
	Use Restrictions – Guava <ul style="list-style-type: none">Maximum single application rate is 2.5 pts (0.938 lb cation/A)Maximum annual application rate is 10 pts (3.75 lb cation/A/year)Do not make more than 4 applications per year.Do not allow spray to contact green stems, fruit, or foliage.Do not graze treated areas.Do not feed cover crops grown in treated areas to livestock.Minimum retreatment interval is 7 days.	

HOP

CROPS	PARAZONE 3SL RATE PER ACRE	REMARKS
HOP (ID, OR, & WA only)	1.3 pts (0.488 lb cation/A)	Apply specified dosage as a directed spray in a minimum of 10 gallons of spray per acre by ground. For suckering and stripping, spray only the basal 2 ft. of the vines. Repeat as necessary. Experience with varieties other than Cascade, Yakima Cluster, and Bullion is limited. If using Parazone 3SL on varieties other than these, test on a small number of vines of each variety to determine sensitivity to injury and do not use on unlisted varieties if unacceptable crop injury occurs. For chemical pruning to burn back existing vines and obtain even emergence of subsequent vines, spray when vines are less than 3 ft. tall. Unacceptable injury may occur when applications are made to vines less than 6 ft. tall.
	Use Restrictions – Hop <ul style="list-style-type: none">Maximum single application rate is 1.3 pts (0.488 lb cation/A)Maximum annual application rate is 3.9 pts (1.463 lb cation/A/year)Do not apply within 14 days of harvest.Do not apply more than 3 times per year.Do not allow spray to contact green stems, foliage, flowers, or cones as injury may result.Do not allow animals to graze in treated hopyards, but hop vine refuse and silage may be fed to livestock.Minimum retreatment interval is 7 days.	

LENTIL

CROPS	PARAZONE 3SL RATE PER ACRE	REMARKS
LENTIL (Not for use in CA)	0.8-1.3 pts (0.3 - 0.488 lb cation/A)	Apply specified dosage as a harvest aid in a minimum of 20 gallons of spray per acre by ground and 7 gallons of spray per acre by air. Apply when the crop is mature and at least 80% of the pods are yellowing and mostly ripe. No more than 30% of the leaves should still be green in color. To improve coverage, a split application may be made.
	Use Restrictions – Lentil <ul style="list-style-type: none">Maximum single application rate is 1.3 pts (0.488 lb cation/A)Maximum annual application rate is 1.3 pts (0.488 lb cation/A/year)Do not apply when weather conditions favor spray drift. A drift control agent may be included to reduce spray drift.Not registered for use on lentils in California.Do not apply more than 2 applications per year.Do not apply within 7 days of harvest and grazing.Minimum retreatment interval is 7 days.	

MINT

CROPS	PARAZONE 3SL RATE PER ACRE	REMARKS
MINT (Peppermint Spearmint)	1.3-2.0 pts (0.488 – 0.75 lb cation/A)	Apply during the dormant season before spring growth when weeds are less than 6” tall using the specified dosage in a minimum of 10 gallons of spray per acre by ground or 5 gallons of spray per acre by air. Use for the suppression of weeds such as Italian ryegrass, prickly lettuce, groundsel, chickweed, downy brome and bluegrass. This product may be tank mixed with terbacil to improve control of emerged weeds and for residual control of Italian ryegrass, prickly lettuce, and groundsel. Apply this tank mixture no more than once per season. When tank mixing, read and carefully follow all applicable use directions, restrictions, and limitations on the respective product label(s). In interpreting the label(s) of tank mixed products, the most restrictive label limitations must apply.
	Use Restrictions – Mint <ul style="list-style-type: none">Maximum single application rate is 2 pts (0.75 lb cation/A)Maximum annual application rate is 4 pts (1.5 lb cation/A/year)Do not apply more than 2 pts per acre (0.75 lb cation/A) per dormant season.Do not make more than 2 applications per year.Minimum retreat interval is 7 days.	

OKRA

CROPS	PARAZONE 3SL RATE PER ACRE	REMARKS
OKRA	1.3-2.7 pts (0.488 – 1 lb cation/A)	Apply as a preemergence broadcast application before crop emergence in a minimum of 20 gallons of spray per acre. Do not make more than 1 preemergence application per year.
	1.3 pts (0.488 lb cation/A)	Apply as a postemergence directed spray in a minimum of 20 gallons of spray per acre by ground. Do not make more than 2 postemergence applications per year.

NOTE to EPA Product Manager: Text in brackets [] is optional.
All content inside { } is a Note to Reviewer.

	Use Restrictions – Okra <ul style="list-style-type: none">Maximum single application rate for preemergence application is 2.7 pts (1 lb cation/A)Maximum single application rate for postemergence application is 1.3 pts (0.5 lb cation/A)Maximum annual application rate is 5.3 pts (2 lb cation/A/year)Do not make more than 3 applications per year.Do not apply within 21 days of harvest or grazing.Do not allow spray to contact okra plants.Minimum retreatment interval is 14 days.
--	---

ONION (DRY BULB)

CROPS	PARAZONE 3SL RATE PER ACRE	REMARKS
ONION (DRY BULB)	1.3-2.7 pts (0.488 – 1 lb cation/A)	Apply as a preemergence broadcast application before crop emergence in a minimum of 20 gallons of spray per acre by ground. Do not make more than 1 preemergence application per year. The higher rate must be used for heavy infestations or for wild oat control. Allow maximum weed and grass emergence prior to treatment but apply prior to crop emergence.
	1.3 pts (0.488 lb cation/A)	Apply as a postemergence directed spray in a minimum of 20 gallons of spray per acre by ground. Do not make more than 1 postemergence application per year.
	Use Restrictions – Onion (dry bulb) <ul style="list-style-type: none">Maximum single application rate for preemergence application is 2.7 pts (1 lb cation/A)Maximum single application rate for postemergence application is 1.3 pts (0.5 lb cation/A)Maximum annual application rate is 4 pts (1.5 lb cation/A/year)Do not make more than a total of 2 applications per year.Do not apply within 60 days of harvest or grazing.Minimum retreatment interval is 7 days.	

ONION, GARLIC

CROPS	PARAZONE 3SL RATE PER ACRE	REMARKS
ONION (seeded), GARLIC	1.7-2.7 pts (0.638 – 1 lb cation/A)	Apply specified dosage preplant or preemergence in a minimum of 10 gallons of spray per acre by ground. The higher rate must be used for heavy infestations or for wild oat control. Allow maximum weed and grass emergence prior to treatment but apply prior to crop emergence.
	Use Restrictions – Onion (Seeded), Garlic <ul style="list-style-type: none">Maximum single application rate for preemergence application is 2.7 pts (1 lb cation/A)Maximum annual application rate is 2.7 pts (1 lb cation/A/year)Do not apply within 60 days of harvest in all states except California. In California, do not apply within 200 days of harvest.Do not make more than 1 application per year.	

PASSION FRUIT

CROPS	PARAZONE 3SL RATE PER ACRE	REMARKS
PASSION FRUIT	2.5 pts (0.938 lb cation/A)	Make a directed spray at the specified rate in a minimum of 10 gallons of spray per acre by ground. If bark is still green at the time of application, use a shield or wrap the vine. If making applications close to or during harvest season, pick all fruit off the ground prior to application. Retreat as necessary, up to five times per year.
	Use Restrictions – Passion Fruit <ul style="list-style-type: none">Maximum single application rate is 2.5 pts (0.938 lb cation/A)Maximum annual application rate is 10.0 pts (3.76 lbs cation/A/year)Do not make more than 4 applications per year.Do not allow animals to graze in treated areas.Do not apply within 14 days of harvest.Minimum retreatment interval is 28 days.	

PEANUT

CROPS	PARAZONE 3SL RATE PER ACRE	REMARKS
PEANUT	5.4-10.8 fl oz (0.127 – 0.254 lb cation/A)	Apply specified dosage as a broadcast application in a minimum of 10 gallons of spray per acre at ground cracking. A second application may be made up to 28 days after ground crack. This application will control or suppress small (1-6”) emerged annual grass and broadleaf weeds. For at ground crack use, Parazone 3SL can be tank mixed with metolachlor or imazethapyr for residual weed control. When tank mixing, read and carefully follow all applicable use directions, restrictions, and limitations on the respective product label(s). In interpreting the label(s) of tank mixed products, the most restrictive label limitations must apply. Crop foliage sprayed will be injured in the form of bronzing and crinkling but the crop will recover and develop normally.

	Use Restrictions – Peanut <ul style="list-style-type: none"> Maximum single application rate is 10.8 fl oz (0.254 lb cation/A) Maximum annual application rate is 10.8 fl oz (0.254 lb cation/A/year) Do not apply by air. Do not make more than 2 applications per year. Minimum retreatment interval is 7 days. 	
PEANUT Bentazon Tank Mix	5.4-10.8 fl oz (0.127 0.254 lb cation/A)	Apply specified dosage as a broadcast application in a minimum of 10 gallons of spray per acre at ground cracking. A second application may be made up to 28 days after ground crack. A tank mix application of Parazone 3SL with bentazon will improve control of bristly starbur, cocklebur, prickly sida, and smartweed. When tank mixing, read and carefully follow all applicable use directions, restrictions, and limitations on the respective product label(s). In interpreting the label(s) of tank mixed products, the most restrictive label limitations must apply. Crop foliage sprayed will be injured in the form of bronzing and crinkling but the crop will recover and develop normally.
	Use Restrictions – Peanut bentazon Tank Mix <ul style="list-style-type: none"> Maximum single application rate is 10.8 fl oz (0.254 lb cation/A) Maximum annual application rate is 10.8 fl oz (0.254 lb cation/A/year) Do not apply by air. Do not make more than 2 applications per year. Do not apply this tank mix if peanuts show injury (leaf phytotoxicity and/or plant stunting) produced by any other herbicide treatment as injury may be enhanced and/or prolonged. Do not apply this tank mix during prolonged periods of drought or unseasonably cold weather as unsatisfactory weed control may result. Minimum retreatment interval is 7 days. 	
PEANUT 2,4-DB Tank Mix	5.4-10.8 fl oz (0.127 0.254 lb cation/A)	Apply as a broadcast postemergence application at the specified dosage in a minimum of 10 gallons of spray per acre by ground. A tank mix application of Parazone 3SL with 2,4-DB will improve control of weeds such as cocklebur, morningglory, and sicklepod. When tank mixing, read and carefully follow all applicable use directions, restrictions, and limitations on the respective product label(s). In interpreting the label(s) of tank mixed products, the most restrictive label limitations must apply. Crop foliage sprayed will be injured in the form of bronzing and crinkling but the crop will recover and develop normally.
	Use Restrictions – Peanut 2,4-DB Tank Mix <ul style="list-style-type: none"> Maximum single application rate is 10.8 fl oz (0.254 lb cation/A). Maximum annual application rate is 10.8 fl oz (0.254 lb cation/A/year). Do not apply by air. Do not make more than 2 applications per year. Minimum retreatment interval is 7 days. 	
PEANUT Suppression and/or control of Palmer Amaranth in AL, AR, FL, GA, MS, NC, SC only	Mix 1 part Parazone 3SL with 2 parts water to prepare a 33% solution. Add non-ionic surfactant at 0.25% v/v (2 pints/100 gal) of finished volume. Apply up to 1.33 pints/acre (0.165 lb cation/A) of the herbicide-water mixture.	Apply through a recirculating rope wick or carpet roller equipment for suppression or control of Palmer Amaranth or to prevent seed production. In order to prevent seed production, an application must be made prior to formation of viable seed. Make application at least 6 inches above the peanut canopy. Set application equipment to avoid dripping. Low ground speed enhances coverage which leads to improved weed control. Use ground speeds of 5 mph or less. Delay application to late afternoon or early evening enhanced weed control. Follow application equipment manufacturer s directions.
Suppression and/or control of Florida Beggarweed in Georgia only	Use Restrictions – Peanuts <ul style="list-style-type: none"> Do not apply more than 0.67 pint/acre (0.25 lb cation/acre) of Parazone 3SL using the recirculating wick or carpet roller application method. Do not exceed 0.5 lb cation/A total for all Parazone 3SL applications to peanut per year. Do not allow livestock to graze treated areas. Do not feed hay or threshings from treated fields to livestock. Do not make more than 1 application per year. Do not apply within 30 days of harvest or grazing. Not for use in California. 	
PEANUT (FL and GA only)	1.3 2.5 pts (0.488 0.938 lb cation/A)	Apply preplant or preemergence at the specified rate in a minimum of 10 gallons of spray per acre by ground prior to, during, or after planting but before crop emergence. Use the higher rate on dense populations, larger weeds and hard to control weeds. Apply when weeds are actively growing and 1-6" tall. Vegetation taller than 6 may not be controlled. Weeds emerging after application will not be controlled.
	Use Restrictions – Peanut <ul style="list-style-type: none"> Maximum single application rate for preemergence application is 2.5 pts (0.938 lb cation/A). Maximum annual application rate is 5 pts (1.88 lb cation/A/year). Do not apply by air. Do not make more than 2 applications per year. Minimum retreatment interval is 7 days. 	

NOTE to EPA Product Manager: Text in brackets [] is optional.
All content inside { } is a Note to Reviewer.

PERSIMMON

CROPS	PARAZONE 3SL RATE PER ACRE	REMARKS
PERSIMMON (Not for use in CA)	2.5 pts (0.938 lb cation/A)	Apply specified dosage as a directed spray in a minimum of 10 gallons of spray per acre by ground. Mature woody weeds, late-germinating weeds and grasses, and perennials may need spot spraying or retreatment.
	Use Restrictions – Persimmon <ul style="list-style-type: none">Maximum single application rate is 2.5 pts (0.938 lb cation/A)Maximum annual application rate is 10.0 pts (3.76 lbs cation/A/year)Do not allow spray to contact green stems, fruit, or foliage.Do not graze treated areas.Do not feed cover crops grown in treated areas to livestock.Do not make more than 4 applications per year.Not for use on persimmon in California.Do not apply within 14 days of harvestMinimum retreatment interval is 28 days.	

PIGEON PEA

CROPS	PARAZONE 3SL RATE PER ACRE	REMARKS
PIGEON PEA (Puerto Rico only)	1.3 pts (0.488 lb cation/A)	Apply specified dosage as a directed spray in a minimum of 10 gallons of spray per acre by ground. Avoid contact with crop foliage.
	Use Restrictions – Pigeon Pea <ul style="list-style-type: none">Maximum single application rate is 1.3 pts (0.488 lb cation/A)Maximum annual application rate is 1.3 pts (0.488 lb cation/A/year)Do not make more than 1 application per year.Do not feed treated forage to livestock. Cannery waste can be fed to livestock.Do not apply within 60 days of harvest or grazing.	

PINEAPPLE

CROPS	PARAZONE 3SL RATE PER ACRE	REMARKS
PINEAPPLE	1.3-2.7 pts (0.488 – 1 lb cation/A)	Apply specified dosage as a directed spray in a minimum of 10 gallons of spray per acre by ground only. On mature or hard to control weeds, retreatment may be necessary, but do not exceed three applications per year.
	Use Restrictions – Pineapple <ul style="list-style-type: none">Maximum single application rate is 2.7 pts. (1 lb cation/A).Maximum annual application rate is 8 pts (3 lb cation/A/year).Do not make more than 3 applications per year.Do not apply within 20 days of harvest.Minimum retreatment interval is 7 days.	

RICE

CROPS	PARAZONE 3SL RATE PER ACRE	REMARKS
RICE	Weeds 1-3" : 1.3-1.7 pts (0.488 – 0.638 lb cation/A)	Apply as a broadcast spray before, during, or after planting but before crop emergence in a minimum of 10 gallons of spray per acre by ground or 5 gallons of spray per acre by air. Use higher specified rates and spray volumes when vegetation is dense. Seeding should be done with a minimum amount of soil disturbance. Weeds and grasses emerging after application will not be controlled, but crop plants exposed to application will be killed. For improved or extended weed control, Parazone 3SL may be tank mixed with other herbicides registered for this use.
	Weeds 3-6" : 1.7-2.0 pts (0.638 – 0.75 lb cation/A)	
	Weeds 6" : 2.0-2.7 pts (0.75 – 1 lb cation/A)	
	Use Restrictions – Rice <ul style="list-style-type: none">Maximum single application rate is 2.7 pts. (1 lb cation/A).Maximum annual application rate is 8.1 pts (3.0 lb cation/A/year).Do not flood/flush within 48 hours of application in order to ensure complete kill of vegetation. If cool, cloudy, and/or wet weather delays speed of kill do not flood/flush until complete kill is evident.Do not make more than 3 applications per year.Minimum retreatment interval is 7 days.	

NOTE to EPA Product Manager: Text in brackets [] is optional.
All content inside { } is a Note to Reviewer.

SAFFLOWER

CROPS	PARAZONE 3SL RATE PER ACRE	REMARKS
SAFFLOWER	1.7-2.7 pts (0.638 – 1 lb cation/A)	Apply broadcast or banded over row before, during, or after planting but before crop emergence in a minimum of 10 gallons of spray per acre by ground or 5 gallons of spray per acre by air.
	Use Restrictions – Safflower <ul style="list-style-type: none">Maximum single application rate is 2.7 pts. (1 lb cation/A).Maximum annual application rate is 8 pts (3 lb cation/A/year).Do not make more than 3 applications per year.Minimum retreatment interval is 7 days.	
SAFFLOWER (CA only)	0.7 pt (0.263 lb cation/A)	Apply as a preplant broadcast spray in a minimum of 10 gallons of spray per acre by ground or 5 gallons of spray per acre by air. This application is effective for control of volunteer barley in preformed seedbeds.
	Use Restrictions – Safflower <ul style="list-style-type: none">Maximum single application rate is 0.7 pt (0.263 lb cation/A).Maximum annual application rate is 2.1 pts (0.788 lb cation/A/year).Do not make more than 3 applications per year.Minimum retreatment interval is 7 days.	

SMALL GRAINS

CROPS	PARAZONE 3SL RATE PER ACRE	REMARKS
SMALL GRAINS (Barley, Wheat)	Weeds 1-3": 1.3 - 1.7 pts (0.488 -0.638 lb cation/A)	Apply specified dosage preplant or preemergence in a minimum of 5 gallons of spray per acre by ground or air.
	Weeds 3-6": 1.7 - 2 pts (0.638 – 0.75 lb cation/A)	
	Weeds 6": 2 - 2.7 pts (0.75 – 1 lb cation/A)	
	Use Restrictions – Small Grains (Barley, Wheat) <ul style="list-style-type: none">Maximum single application rate is 2.7 pts. (1 lb cation/A).Maximum annual application rate is 8 pts (3 lb cation/A/year).Do not make more than 3 applications per year.Minimum retreatment interval is 7 days.	
WHEAT (Idaho only)	5.33 – 8 fl oz (0.333 – 0.188 lb cation/A)	For salvage treatment for suppression of volunteer rye and downy brome where weeds are present in sufficient quantities to cause reduction in wheat yield and quality. Apply as a postemergence broadcast application in a minimum of 20 gallons of spray per acre by ground and 5 gallons of spray per acre by air after wheat plants have developed five tillers or 6" in height in the spring and prior to the emergence of the head from the boot. Use 5.33 – 8 fl oz for volunteer rye suppression and 8 fl oz for downy brome suppression This salvage spray should only be used when wheat production is in danger of being severely reduced by rye or downy brome competition and where reseeding is the only other alternative. Yield reduction can be expected in exchange for improved grain quality. Failure to comply with these use directions increases the chance of crop injury and may result in illegal paraquat residues in grain.
	Use Restrictions – Wheat (salvage treatment) <ul style="list-style-type: none">Maximum single application rate is 8 fl oz (0.188 lb cation/A).Maximum annual application rate is 8 fl oz (0.188 lb cation/A/year).Do not make more than 1 application per year.Do not graze treated fields.Do not feed treated forage or straw to livestock.	

SORGHUM

CROPS	PARAZONE 3SL RATE PER ACRE	REMARKS
SORGHUM (Grain)	Weeds 1-3”: 1.3 - 1.7 pts (0.488 -0.638 lb cation/A)	Apply specified dosage preplant or preemergence in a minimum of 10 gallons of spray per acre by ground and 5 gallons of spray per acre by air as a broadcast or banded application. Seedbeds must be formed as far ahead of planting as possible to allow maximum weed and grass emergence. Seeding should be done with a minimum of soil disturbance.
	Weeds 3-6”: 1.7 - 2 pts (0.638 – 0.75 lb cation/A)	
	Weeds 6”: 2 - 2.7 pts (0.75 – 1 lb cation/A)	

NOTE to EPA Product Manager: Text in brackets [] is optional.
All content inside { } is a Note to Reviewer.

	Use Restrictions – Sorghum (Grain) <ul style="list-style-type: none">Maximum single preemergence application rate is 2.7 pts. (1 lb cation/A).Maximum annual preemergence application rate is 8 pts (3 lb cation/A/year).Do not make more than 3 preemergence applications per year.Do not apply within 48 days of harvest or grazing for grain and 20 days of harvest or grazing for forage.Minimum retreatment interval is 7 days.	
SORGHUM (Grain) Atrazine & 2,4-D ester [low volatile] Tank Mix	Weeds 1-3”: 1.3-1.7 pts (0.488 -0.638 lb cation/A)	For preplant or preemergence application, Parazone 3SL may be tank mixed with atrazine to improve residual weed control. The addition of 2,4-D ester (low volatile) may aid in the suppression of perennial and annual broadleaf weeds emerged at the time of application. When tank mixing, read and carefully follow all applicable use directions, restrictions, and limitations on the respective product label(s). In interpreting the label(s) of tank mixed products, the most restrictive label limitations must apply.
	Weeds 3-6”: 1.7-2 pts (0.638 – 0.75 lb cation/A)	
	Weeds 6”: 2-2.7 pts (0.75 – 1 lb cation/A)	
	Use Restrictions – Sorghum (Grain) (Atrazine & 2,4-D ester [low volatile] Tank Mix) <ul style="list-style-type: none">Maximum single preemergence application rate is 2.7 pts. (1 lb cation/A).Maximum annual preemergence application rate is 8 pts (3 lb cation/A/year).Do not make more than 3 preemergence applications per year.Do not apply within 48 days of harvest or grazing for grain and 20 days of harvest or grazing for forage.Minimum retreatment interval is 7 days.	
SORGHUM (Grain) Thifensulfuron + Tribenuron Tank Mix	1.3-2.5 pts (0.488 – 0.938 lb cation/A)	Make a preplant application at the specified dosage in a minimum of 10 gallons of spray per acre by ground. Parazone 3SL may be tank mixed with thifensulfuron + tribenuron for improved weed control. When tank mixing, read and carefully follow all applicable use directions, restrictions, and limitations on the respective product label(s). In interpreting the label(s) of tank mixed products, the most restrictive label limitations must apply.
	Use Restrictions – Sorghum (Grain) Thifensulfuron + Tribenuron Tank Mix) <ul style="list-style-type: none">Maximum single preemergence application rate is 2.5 pts (0.938 lb cation/A).Maximum annual preemergence application rate is 7.5 pts (2.81 lb cation/A/year).Do not make more than 3 preemergence applications per year.Do not apply within 48 days of harvest or grazing for grain and 20 days of harvest or grazing for forage.Minimum retreatment interval is 7 days.	
SORGHUM (Grain)	0.7-1.3 pts (0.263 – 0.488 lb cation/A)	Apply specified dosage as a postemergence directed spray (including hooded or shielded) in a minimum of 10 gallons of spray per acre by ground when weeds are actively growing. Use higher specified rate on larger or hard to control weeds. Weeds 6” or taller may not be controlled. Because spray can severely damage and/or kill sorghum plants, applications must be made with either hooded or shielded sprayers or as a directed spray as outlined below. To avoid excessive crop phytotoxicity, use a hooded or shielded sprayer with skids or wheels on the spray boom to maintain spray height. Apply by directing spray between the rows and using hooded or shielded sprayers to prevent spray contact with crop plants. If applying without a hooded or shielded sprayer, apply when sorghum is at least 12” tall when naturally standing. Do not exceed 30 psi nozzle pressure or spray under conditions which may cause excessive drift. Use precision directed spray application equipment adjusted so that no more than the lower 3” of the sorghum stalk is contacted by the application spray. Some crop injury will occur. The degree of injury is related to the precision of application and spraying conditions.
	Use Restrictions – Sorghum (Grain) <ul style="list-style-type: none">Maximum single postemergence application rate is 1.3 pts (0.488 lb cation/A).Maximum annual postemergence application rate is 2.6 pts (0.975 lb cation/A/year).Do not exceed 2 postemergence-directed applications per year.Do not exceed a total of 5.3 pts (1.98 lb cation/A) for all Parazone 3SL applications to sorghum per year.Do not apply within 48 days of harvest or grazing for grain and 20 days of harvest or grazing for forage.Minimum retreatment interval is 7 days.	

SOYBEAN

CROPS	PARAZONE 3SL RATE PER ACRE	REMARKS
SOYBEAN	Weeds 1-3”: 1.3 - 1.7 pts (0.488 -0.638 lb cation/A)	Apply specified dosage as a broadcast spray before, during, or after planting but before crop emergence in a minimum of 10 gallons of spray per acre by ground or 5 gallons of spray per acre by air. Parazone 3SL may be tank mixed with the following herbicides for improved burndown or residual control: 2,4-D, 2,4-DB, chlorimuron, clomazone, cloransulam, fomesafen, imazaquin, imazethapyr, linuron, metolachlor, metribuzin, oryzalin, oxyfluorfen, pendimethalin, sulfentrazone, and thifensulfuron + tribenuron (Preplant Only), and lambda-cyhalothrin insecticides The rate of Parazone 3SL to be used in these tank mixtures is dependent on weed height and growing conditions. Use the highest specified rate of Parazone 3SL under dry conditions or where the weed canopy is dense. The lower rate may be used when weeds are less than 4” tall and a selective postemergence spray or cultivation will be made within 3 weeks after planting. Seeding should be done with a minimum amount of soil disturbance.
	Weeds 3-6”: 1.7 - 2 pts (0.638 – 0.75 lb cation/A)	
	Weeds 6”: 2 - 2.7 pts (0.75 – 1 lb cation/A)	

		When tank mixing, read and carefully follow all applicable use directions, restrictions, and limitations on the respective product label(s). In interpreting the label(s) of tank mixed products, the most restrictive label limitations must apply.
	Use Restrictions – Soybean <ul style="list-style-type: none">Maximum single preemergence application rate is 2.7 pts. (1 lb cation/A).Maximum annual preemergence application rate is 4 pts (1.5 lb cation/A/year).Do not make more than 3 applications per year.Do not graze or harvest for forage or hay before the R3 stage of soybean development (early pod).Minimum retreatment interval is 7 days.	
SOYBEAN	3.0 - 5.3 fl oz (0.07- 0.124 lb cation/A)	Apply specified dosage as a postemergence directed spray (including hooded or shielded) in a minimum of 10 gallons of spray per acre by ground when weeds are actively growing. Use the lower rate to control brachiaria, crabgrass, goosegrass, seedling Johnsongrass, Texas millet, and pigweed less than 2” tall. Use the highest rate for control of 2-4” barnyardgrass, Brachiaria, fall panicum, giant foxtail, goosegrass, seedling Johnsongrass, red rice, pigweed, cutleaf groundcherry, purslane, common ragweed, and 2-3” sicklepod. Add 2,4-D at rates specified on the label of the product you are using for control of 2-4 inch grasses in mixture with common cocklebur, morningglory, and red rice. If necessary, a second application may be made 7-14 days later. Hooded or shielded sprayers must be used by directing spray between the rows to prevent spray contact with crop plants. Use higher rate on larger (<6”) or hard to control weeds. Weeds 6” or taller may not be controlled. Severe damage and/or complete kill can occur if spray intentionally or accidentally (including drift of fine droplets) contacts the plants. If making applications without hooded or shielded sprayers, use precision directed spray application equipment adjusted so that no more than the lower 3” of the soybean plant is contacted by the application spray. Do not exceed 30 psi nozzle pressure or spray under conditions which may cause excessive drift. Do not treat if soybean are less than 8” tall. Some crop injury will occur. The degree of injury is related to the precision of application and spraying conditions. When tank mixing with 2,4-D or 2,4-DB, read and carefully follow all applicable use directions, restrictions, and limitations on the respective product label(s). In interpreting the label(s) of tank mixed products, the most restrictive label limitations must apply.
	3.2 pts (1.2 lb cation/A)/100 gal water	Apply as spot spray. Do not allow spray to contact soybean plant as crop injury or death may occur.
		Use Restrictions – Soybean <ul style="list-style-type: none">Maximum single postemergence application rate is 5.3 fl oz (0.124 lb cation/A).Maximum annual postemergence application rate is 1 pt (0.375 lb cation/A/year).Do not make more than 3 applications per year.Do not apply within 46 days of harvest or grazing for forage or hay.Minimum retreatment interval is 14 days.
SOYBEAN 2,4-D ester (low volatile) Tank Mix	Weeds 1-3”: 1.3 - 1.7 pts (0.488 -0.638 lb cation/A)	Apply preplant or preemergence at the specified dosage in a minimum of 10 gallons of spray per acre by ground or 5 gallons of spray per acre by air.
	Weeds 3-6”: 1.7 - 2 pts (0.638 – 0.75 lb cation/A)	When tank mixing, read and carefully follow all applicable use directions, restrictions, and limitations on the respective product label(s). In interpreting the label(s) of tank mixed products, the most restrictive label limitations must apply.
	Weeds 6”: 2 - 2.7 pts (0.75 – 1 lb cation/A)	
	Use Restrictions – Soybean (2,4-D Ester [Low Volatile] Tank Mix) <ul style="list-style-type: none">Maximum single preemergence application rate is 2.7 pts. (1 lb cation/A).Maximum annual preemergence application rate is 4 pts (1.5 lb cation/A/year).Do not make more than 3 applications per year.Do not use the amine formulation of 2,4-D as the activity of Parazone 3SL may be reduced.Do not apply 2,4-D ester (low volatile) prior to planting soybean if soybean injury, including possible loss of stand and yield, are not acceptable.Minimum retreatment interval is 7 days.	
SOYBEAN Harvest Aid	5.4-10.7 fl oz (0.127 – 0.251 lb cation/A)	Apply specified rate in a minimum of 20 gallons of spray per acre by ground or 5 gallons of spray per acre by air. On indeterminate varieties, apply when at least 65% of the seed pods have reached a mature brown color or when seed moisture is 30% or less. On determinant varieties, apply when plants are mature, i.e., beans are fully developed, ½ of leaves have dropped, and remaining leaves are yellowing. Immature soybeans will be injured. Use the higher rate for large weeds. Mature cocklebur, especially drought-stressed plants, are tolerant to Parazone 3SL and desiccation will not be complete.
		Use Restrictions – Soybean (harvest aid) <ul style="list-style-type: none">Maximum single harvest aid application rate is 10.7 fl oz (0.251 lb cation/A).Maximum annual harvest aid application rate is 10.7 fl oz (0.251 lb cation/A).Do not apply within 15 days of harvest.Do not make more than 1 harvest aid application per year.Do not graze or harvest for forage or hay.

NOTE to EPA Product Manager: Text in brackets [] is optional.
All content inside { } is a Note to Reviewer.

STRAWBERRY

CROPS	PARAZONE 3SL RATE PER ACRE	REMARKS
STRAWBERRY	1.3 pts (0.488 lb cation/A)	Apply as a postemergence directed spray in a minimum of 20 gallons of spray per acre by ground directing the spray between the rows and using shields to prevent contact with the crop.
	Use Restrictions – Strawberry <ul style="list-style-type: none">Maximum single application rate is 1.3 pts (0.488 lb cation/A)Maximum annual application rate is 3.9 pts (1.463 lb cation/A/year)Do not allow spray to contact strawberry plants as injury or excessive residues may result.Do not apply more than 3 times per year.Do not graze livestock in treated areas.Do not apply within 21 days of harvest.Minimum retreatment interval is 7 days.	
STRAWBERRY post harvest desiccation (Florida only)	1.3 pts (0.488 lb cation/A)	Make a broadcast application using flat fan nozzle for most effective application in a minimum of 30 gallons of spray per acre by ground where harvest operations have finished for the season.
	Use Restrictions – Strawberry (post harvest desiccation) <ul style="list-style-type: none">Maximum single application rate is 1.3 pts (0.488 lb cation/A)Maximum annual application rate is 3.9 pts (1.463 lb cation/A/year)Do not make more than 3 applications per year.Do not use treated fruit for human or animal consumption.Do not graze livestock in treated area.Do not apply when weather conditions favor drift from treated area.Minimum retreatment interval is 7 days.	

SUGARBEET

CROPS	PARAZONE 3SL RATE PER ACRE	REMARKS
SUGAR BEET	1.3-2.7 pts (0.488 – 1 lb cation/A)	Apply specified dosage preplant or preemergence in a minimum of 10 gallons of spray per acre by ground and 5 gallons of spray per acre by air. Use the higher rate for heavier weed infestations. Seedbeds or plantbeds should be formed as far ahead of treatment as possible to permit maximum weed emergence with a minimum amount of soil disturbance when seeding or transplanting occurs. Crop plants emerged at time of application will be killed. This application may be used in fallow bed/stale seedbed for weed control.
	Use Restrictions – SugarBeet <ul style="list-style-type: none">Maximum single application rate is 2.7 pts (1 lb cation/A)Maximum annual application rate is 8 pts (3 lb cation/A/year)Do not make more than 3 applications per year.Minimum retreatment interval is 7 days.	
SUGAR BEET (CA, WA, OR, ID only)	0.4-0.7 pt (0.15 – 0.263 lb cation/A)	Apply specified dosage as a broadcast application in a minimum of 10 gallons of spray per acre by ground or 5 gallons of spray per acre by air. Use for control of volunteer barley in preformed seedbeds.
	Use Restrictions – SugarBeet <ul style="list-style-type: none">Maximum single application rate is 0.7 pts (0.263 lb cation/A)Maximum annual application rate is 1.4 pts (0.525 lb cation/A/year)Do not apply more than 2 applications per year.Minimum retreatment interval is 7 days.	

SUGARCANE

CROPS	PARAZONE 3SL RATE PER ACRE	REMARKS
SUGAR-CANE	See rate below based on geographical area to be treated	For all sugarcane growing areas, the following comments are applicable. Apply as a hooded, shielded, or directed post emergence spray to avoid contact with cane foliage to prevent leaf burn and yield reduction. Make a second and final application, if necessary, when new weed growth is 2-6” high.
SUGAR-CANE (Florida only)	1.3 pts (0.488 lb cation/A)	In Florida, apply specified rate in a minimum of 50 gallons of spray per acre by ground in early spring (March-April) when weeds are small. Do not apply after June 1 as cane growth may be stunted and yields reduced.
	Use Restrictions – Sugarcane (FL Only) <ul style="list-style-type: none">Maximum single application rate is 1.3 pts (0.488 lb cation/A).Maximum annual application rate is 2.6 pts (0.975 lb cation/A/year).Do not graze treated areas or feed treated forage to livestock.Do not make more than 2 applications per year.Minimum retreatment interval is 7 days.	

NOTE to EPA Product Manager: Text in brackets [] is optional.
All content inside { } is a Note to Reviewer.

SUGAR-CANE (Hawaii only)	1.3 pts (0.488 lb cation/A)	In Hawaii, apply specified rate in a minimum of 20 gallons of spray per acre by ground but do not apply after the cane rows have closed in.
	Use Restrictions – Sugarcane (HI Only) <ul style="list-style-type: none">Maximum single application rate is 1.3 pts (0.488 lb cation/A).Maximum annual application rate is 2.6 pts (0.975 lb cation/A/year).Do not graze treated areas or feed treated forage to livestock.Do not make more than 2 applications per year.Minimum retreatment interval is 7 days.	
SUGAR-CANE (Louisiana only)	0.7-2.0 pts (0.263 – 0.75 lb cation/A)	For sugarcane tiller control and weed control: Apply when tillers are less than 18 inches tall. Apply at 20 gallons of spray solution per acre by ground application equipment. Use the higher rate for tall weeds and dense weed infestations. A second application can be made before weed regrowth is 6 inches tall.
	Use Restrictions – Sugarcane (LA Only) <ul style="list-style-type: none">Maximum single application rate is 2 pts (0.75 lb cation/A).Maximum annual application rate is 4 pts (1.5 lb cation/A/year).Do not graze treated areas or feed treated forage to livestock.Do not apply within 30 days of harvest or grazing.Do not make more than 2 applications per year.Minimum retreatment interval is 7 days.	
	1.3 – 2.5 pts (0.488 – 0.938 lb cation/A)	For weed control, including ryegrass: Apply before ryegrass and weeds are 6 inches tall. Use higher rates for taller weeds. Apply at 10 gallons of spray solution per acre by ground application equipment or 5 gallons of spray solution per acre by aerial application equipment. A second application can be made before weed regrowth is 6 inches tall or apply with registered herbicides for greater weed burndown and residual weed control.
	Use Restrictions – Sugarcane (LA Only) <ul style="list-style-type: none">Maximum single application rate is 2.5 pts (0.938 lb cation/A).Maximum annual application rate is 4 pts (1.5 lb cation/A/year).Do not make more than 2 applications per year.Do not apply within 30 days of harvest or grazing.Do not graze treated areas or feed treated forage to livestock.Minimum retreatment interval is 7 days.	
SUGAR-CANE (FL and TX only)	0.4-0.7 pt (0.15 – 0.263 lb cation/A)	In Florida and Texas, apply the specified rate in 5 gallons of spray per acre by air. Use the higher rate when cool cloudy weather exists. Apply 3-14 days before burning and harvest.
	Use Restrictions – Sugarcane (FL and TX Only) <ul style="list-style-type: none">Maximum single application rate is 0.7 pt (0.263 lb cation/A).Maximum annual application rate is 0.7 pt (0.263 lb cation/A/year).Do not graze treated areas or feed treated forage to livestock.Do not make more than 1 application per year.Do not apply within 3 days of harvest.	

SUNFLOWER

CROPS	PARAZONE 3SL RATE PER ACRE	REMARKS
SUNFLOWER	1.7-2.7 pts (0.638 -1 lb cation/A)	Apply specified dosage before, during, or after planting but before crop emergence in a minimum of 10 gallons of spray per acre by ground and 5 gallons of spray per acre by air either broadcast or banded over the row.
	Use Restrictions – Sunflower <ul style="list-style-type: none">Maximum single application rate is 2.7 pts (1 lb cation/A).Maximum annual application rate is 8 pts (3 lb cation/A/year).Do not make more than 3 applications per year.Minimum retreatment interval is 7 days.	
SUNFLOWER Preharvest desiccation	0.8-1.3 pts (0.3 -0.488 lb cation/A)	Apply specified dosage as a broadcast spray for preharvest desiccation in a minimum of 10 gallons of spray per acre by ground and 5 gallons of spray per acre by air. Apply when sunflower seeds reach physiological maturity (when seed moisture is 35% or lower). For many varieties, this is the same time when the back of the heads are yellow and the bracts are turning brown. Use the higher rate when crop stands or weed infestations are heavy.
	Use Restrictions – Sunflower (preharvest desiccation) <ul style="list-style-type: none">Maximum single application rate is 1.3 pts (0.488 lb cation/A).Maximum annual application rate is 2.6 pts (0.975 lb cation/A/year).Do not make more than 2 applications per year.Do not apply within 7 days of harvest or grazing.Do not feed treated forage to livestock.Minimum retreatment interval is 7 days.	

NOTE to EPA Product Manager: Text in brackets [] is optional.
All content inside { } is a Note to Reviewer.

TARO, DRYLAND

CROPS	PARAZONE 3SL RATE PER ACRE	REMARKS
TARO, DRYLAND (Hawaii Only)	1.3-2.0 pts (0.488 – 0.75 lb cation/A)	Apply specified dosage as a postemergence directed spray in a minimum of 10 gallons of spray per acre by ground. Make the first application when weed growth is 1-4” high. If weeds emerge after application, they will not be controlled. A single retreatment may be made; however, do not harvest dryland taro within 6 months of last application
	Use Restrictions – Taro, Dryland <ul style="list-style-type: none">Maximum single application rate is 2 pts (0.75 lb cation/A).Maximum annual application rate is 4 pts (1.5 lb cation/A/year).Do not make more than 2 applications per year.Do not allow spray to contact taro plants as injury may result.Do not apply within 6 months (180 days) of harvest or grazing.Minimum retreatment interval is 7 days.	

TOBACCO

TOBACCO (KY, NC, TN only)	1.6 – 2.5 pts (0.6 – 0.938 lb cation/A)	Make a broadcast application in a minimum of 10 gallons of spray per acre by ground prior to transplant of tobacco for burndown of weeds and cover crops.
	Use Restrictions – Tobacco <ul style="list-style-type: none">Maximum single application rate is 2.5 pts (0.938 lb cation/A).Maximum annual application rate is 5 pts (1.875 lb cation/A/year).Do not make more than 2 applications per year.Do not feed treated cover crops to livestock.Do not graze livestock in treated area.Minimum retreatment interval is 7 days.	

TREE PLANTATION ESTABLISHMENT

CROPS	PARAZONE 3SL RATE PER ACRE	REMARKS
TREE PLANTA- TION ESTABLISH- MENT Deciduous and Conifers	1.3-2.7 pts (0.488 – 1 lb cation/A)	Apply specified dosage prior to planting as a broadcast application in a minimum of 20 gallons of spray per acre by ground. Plant with minimal soil disturbance. Use the higher rate for heavier weed infestations. To improve burndown weed control and for residual control, tank mix Parazone 3SL with other herbicides labeled for this use. When tank mixing, read and carefully follow all applicable use directions, restrictions, and limitations on the respective product label(s). In interpreting the label(s) of tank mixed products, the most restrictive label limitations must apply. Do not apply in less than 20 gallons per acre, as weed control will be reduced. Prepare ground early to allow maximum emergence of weeds.
	Use Restrictions – Tree Plantation Establishment <ul style="list-style-type: none">Maximum single application rate is 2.7 pts (1 lb cation/A).Maximum annual application rate is 8 pts (3 lb cation/A/year).Do not make more than 3 applications per year.Minimum retreatment interval is 7 days.	

TREES AND VINES

CROPS	PARAZONE 3SL RATE PER ACRE	REMARKS
TREES AND VINES Orchards, Vineyards, Windbreaks, Shade & Ornamental Trees Acerola Apple Apricot Avocado	1.7-2.7 pts (0.638 – 1 lb cation/A)	Apply specified dosage as a directed spray in a minimum of 10 gallons of spray per acre by ground. Treat when sucker growth is no longer than 8” on grapes. Late season applications to weeds must be made to prevent contact with desirable grape foliage. Spot treatments or retreatment may be needed for perennial weeds, mature woody weeds, late germinating weeds, and green suckers. Use a shield or wrap plant when spraying around young trees or vines. Parazone 3SL may be used as a directed spray in tank mix combination with the following herbicides : bromacil, diuron, napropamide, oryzalin, oxyfluorfen, simazine, or terbacil. When tank mixing, read and carefully follow all applicable use directions, restrictions, and limitations on the respective product label(s). In interpreting the label(s) of tank mixed products, the most restrictive label limitations must apply.

Banana Beechnut Brazil Nut Butternut Calamondin Cashew Cherry Chestnut Chinquapin Citrus Citron Coffee Fig Filbert Grapefruit Grapes Hickory Nut Kiwi Fruit Kumquat Lemon Lime Macadamia Nut Mandarin Nectarine Olives Orange (sour & sweet) Papaya Peach Pear Pecan Pistachios Plum Prunes Pummelo Satsuma mandarin Walnut Other shade and ornamental trees including arborvitae, ash, elm, fir, oak, pine, etc.	Use Restrictions – Trees and Vines (Orchards, Vineyards, Windbreaks, Shade & Ornamental Trees) <ul style="list-style-type: none">Maximum single application rate is 2.7 pts (1 lb cation/A).Do not apply more than 5 post emergence directed applications per year (13.5 pts; 5 lb cation/A/year) except as described below: Acerola Do not apply within 28 days of harvest. Apricot Do not apply more than 3 post emergence directed applications per year (8 pts; 3 lb cation/A/year). Do not apply within 28 days of harvest. Cherry Do not apply more than 3 post emergence directed applications per year(8 pts; 3 lb cation/A/year). Do not apply within 28 days of harvest. Citrus Do not apply within 1 day of harvest. Kiwi Fruit Do not apply more than 3 applications per year (8 pts; 3 lb cation/A/year). Do not apply within 14 days of harvest. Nectarine Do not apply more than 3 post emergence directed applications per year (8 pts; 3 lb cation/A/year). Do not apply within 28 days of harvest. Olive Do not apply more than 4 post emergence directed applications per year (10.8 pts; 4 lb cation/A/year). Do not apply within 13 days of harvest. Fig Do not apply within 13 days of harvest for fig. Peach Do not apply more than 3 post emergence directed applications per year (8 pts; 3 lb cation/A/year). Do not apply within 14 days of harvest. Pistachio Do not apply more than 5 applications per year total but only 2 after shells split. Do not apply within 7 days of harvest. Plum Do not apply more than 3 post emergence directed applications per year (8 pts; 3 lb cation/A/year). Do not apply within 28 days of harvest. Prune Do not apply within 28 days of harvest. For nuts: All application must be made prior to shaking for harvest. Do not graze treated areas. Do not allow spray to contact fruit, foliage, or green stems except for suckers. Do not feed cover crops grown in treated areas to livestock. Do not apply when figs or olives to be harvested are on the ground. Minimum retreatment interval is 7 days.	
TREES AND VINES Citrus Hybrids	1.7 – 2.7 pts (0.638 – 1 lb cation/A)	Apply specified dosage as a directed spray in 10 gallons of spray per acre by ground. Increase spray volumes to insure thorough coverage of target weeds or plants without runoff from the foliage. Use a shield or wrap plant when spraying around young trees.
Tangelo Tangor Temple Orange Clementine (California only)	Use Restrictions – Trees and Vines (Citrus Hybrids) <ul style="list-style-type: none">Maximum single application rate is 2.7 pts (1 lb cation/A)Maximum annual application rate is 21.6 pts (8 lb cation/A/year)Do not make more than 5 applications per year.Do not allow spray to contact fruit, foliage or green stems (except suckers).Do not apply during windy conditions.Do not graze treated areas.Do not feed cover crops grown in treated area to livestock.Do not enter treated field within 48 hours of application.Do not apply when weather conditions favor drift from treated area.Do not apply by ground equipment within 25 ft of lakes, reservoirs, rivers, permanent streams, marshes or natural ponds, estuaries and commercial fish ponds.Do not apply when wind velocity exceeds 10 mile per hour.Minimum retreatment interval is 7 days.	
TREES AND VINES Grapes- dormant application	0.7-1.2 pts (0.263 – 0.45 lb cation/A)	Apply specified dosage as a dormant application in a minimum of 10 gallons of spray per acre by air for the control of annual weeds in grapes. Make applications when weeds are succulent and growth is from 1-6” high.
(California only)	Use Restrictions – Trees and Vines (Grapes – Dormant Application) <ul style="list-style-type: none">Maximum single application rate is 1.2 pts (0.45 lb cation/A)Maximum annual application rate is 1.2 pts (0.45 lb cation/A/year)Do not apply more than once per year.	

NOTE to EPA Product Manager: Text in brackets [] is optional.
All content inside { } is a Note to Reviewer.

	<ul style="list-style-type: none">Do not enter treated field within 48 hours after application.Do not apply if internal tissues of the buds are exposed as injury to the developing buds will result.	
TREES AND VINES Macadamia Nut (Hawaii only)	1.3 pts (0.488 lb cation/A)	Apply specified dosage as a directed spray in 30-150 gallons of spray per acre by ground. Add non-ionic surfactant at 8 to 32 fl oz per 100 gallons. Apply when weeds and grasses are 1-6” high. Retreatment or spot treatment may be necessary for mature woody weeds, green suckers, late germinating weeds, grasses and perennials. Harvest is permitted after applications have been made to nuts on the ground. Treatments should be made immediately after harvest to minimize the number of nuts on the ground at the time of application.
	Use Restrictions – Trees and Vines (Macadamia Nut) <ul style="list-style-type: none">Maximum single application rate is 1.3 pts (0.488 lb cation/A)Maximum annual application rate is 5.2 pts (1.95 lb cation/A/year)Do not make more than 4 applications per year.Do not allow spray to contact foliage or green stems.Use a shield or wrap plant when spraying around young trees.Do not apply during windy conditions.Do not graze treated areas.Minimum retreatment interval is 7 days.	

TUBEROUS AND CORM VEGETABLES

CROPS	PARAZONE 3SL RATE PER ACRE	REMARKS
Arracacha Arrowroot Chayote (root) Chinese Artichoke Edible canna Chufa Jerusalem Artichoke Leren Potato Sweet potato Turmeric Yam bean	0.7-1.3 pts (0.263 – 0.488 lb cation/A)	Apply specified dosage as a preplant or preemergence broadcast spray in a minimum of 10 gallons of spray per acre by ground or 5 gallons of spray per acre by air. Applications may be made up to ground cracking but before crop has emerged.
	Use Restrictions – Tuberos and Corm Vegetables <ul style="list-style-type: none">Maximum single application rate is 1.3 pts (0.488 lb cation/A)Maximum annual application rate is 3.9 pts (1.463 lb cation/A/year)Do not make more than 3 applications per year.Minimum retreatment interval is 7 days.	
Arracacha Arrowroot Chayote (root) Chinese Artichoke Edible canna Chufa Jerusalem Artichoke Leren Potato Sweet potato Turmeric Yam bean (CA, WA, ID, OR only) (Used alone)	0.4-0.7 pts (0.15 – 0.263 lb cation/A)	Apply specified dosage as a preplant broadcast spray in a minimum of 10 gallons of spray per acre by ground or 5 gallons of spray per acre by air. This application is used for volunteer barley control in preformed seedbeds.
	Use Restrictions – Tuberos and corm vegetables (Used Alone) <ul style="list-style-type: none">Maximum single application rate is 0.7 pts (0.263 lb cation/A)Maximum annual application rate is 2.1 pts (0.788 lb cation/A/year)Do not make more than 3 applications per year.Minimum retreatment interval is 7 days.	
Potato (Fresh Market Potatoes only) (see “Remarks” section for list of states) ¹	0.7-1.3 pts (0.263 – 0.488 lb cation/A)	Fresh Market Potatoes include potatoes that are sent directly from the field to a consumer, grocery store, or processor for use. Apply specified dosage for preharvest vine killing and weed desiccation as a broadcast spray in a minimum of 20 gallons of spray per acre by ground. When quick vine kill is desired, use 1.3 pts per acre. When vine growth is dense, use two applications at 0.7 pt per acre. Allow a minimum of 7 days between split applications. Begin application when leaves begin to turn yellow. Immature potato foliage is tolerant to Parazone 3SL and desiccation will not be complete under this condition. Potatoes must be harvested promptly after desiccation and consumed or processed immediately. ¹ For Use Only in the states of: CO, DE, FL, ID, IL, IN, KS, ME, MD, MA, MI, MN, NE, NV, NJ, NY, ND, OH, OR, PA, SD, UT, WA, WI, WY

NOTE to EPA Product Manager: Text in brackets [] is optional.
All content inside { } is a Note to Reviewer.

	Use Restrictions – Potato (Fresh Market Potatoes Only) <ul style="list-style-type: none">Maximum single application rate is 1.3 pts (0.488 lb cation/A)Maximum annual application rate is 2.6 pts (0.976 lb cation/A/year).Do not use on potatoes that will be stored as tuber decomposition may result.Do not apply to drought stressed potato vines.Do not use to desiccate the vines of seed potatoes as seed pieces may fail to germinate and grow normally.Do not pasture livestock in treated potato fields.Do not make more than 2 applications per year.Do not apply within 3 days of harvest.Minimum retreatment interval is 7 days.
--	--

PERENNIAL TROPICAL AND SUBTROPICAL FRUIT TREES

CROPS	PARAZONE 3SL RATE PER ACRE	REMARKS
PERENNIAL TROPICAL AND SUB- TROPICAL FRUIT TREES Atemoya Biriba Black sapote Canistel Cherimoya Custard apple Feijoa Ilama Jaboticaba Longan Lychee Mamey sapote Mango Pawpaw Pomegranate Pulasan Rambutan Sapodilla Soursop Spanish lime Star apple Starfruit Sugar apple Wax jambu White sapote	<div>1.7 – 2.5 pts (0.638 -0.938 lb cation/A)</div> Use Restrictions – Perennial Tropical and Subtropical Fruit Trees <ul style="list-style-type: none">Maximum single application rate is 2.5 pts (0.938 lb cation/A)Maximum annual application rate is 10 pts (3.75 lb cation/A/year)Do not apply within 14 days of harvest.Do not make more than 4 applications per year.Do not graze treated areas.Do not allow spray to contact fruit, foliage, or green stems (except suckers).Do not feed cover crops grown in treated areas to livestock.Minimum retreatment interval is 28 days.	Apply specified dosage as a directed spray in a minimum of 10 gallons of spray per acre by ground. Apply only with manually pressurized handwands or ground boom equipment. For suckering, spray when suckers are 4 -8” tall. Spot spraying or retreatment may be needed for perennial, mature woody weeds, and late germinating weeds and grasses.

TULIP, NARCISSUS, IRIS

CROPS	PARAZONE 3SL RATE PER ACRE	REMARKS
TULIP, NARCISSUS, IRIS (Washington Only)	<div>1.3-2.5 pts (0.488 – 0.938 lb cation/A)</div> Use Restrictions – Tulip, Narcissus, Iris <ul style="list-style-type: none">Maximum single application rate is 2.5 pts (0.938 lb cation/A)Maximum annual application rate is 2.5 pts (0.938 lb cation/A)When using this product in Eastern Washington, refer to the Washington State Department of Agriculture’s restrictions on the use of desiccant herbicides.Do not make more than 1 application per year.	Apply as broadcast spray prior to bulb emergence in a minimum of 30 gallons of spray per acre by ground.

TYFON

CROPS	PARAZONE 3SL RATE PER ACRE	REMARKS
TYFON	<div>1.7-2.7 pts (0.638 – 1 lb cation/A)</div>	Apply specified dosage preplant or preemergence in a minimum of 10 gallons of spray per acre by ground. Crop plants that have emerged at the time of application will be injured. Weeds and grasses emerging after treatment may not be controlled. Seeding must be done with a minimal amount of disturbance to the soil.

NOTE to EPA Product Manager: Text in brackets [] is optional.
All content inside { } is a Note to Reviewer.

(New Hampshire only)	Use Restrictions – Tyfon <ul style="list-style-type: none">Maximum single application rate is 2.7 pts (1 lb cation/A)Maximum annual application rate is 8 pts (3 lb cation/A/year)Do not make more than 3 applications per year.Minimum retreatment interval is 7 days.
----------------------	---

VEGETABLES (Cucurbit)

CROPS	PARAZONE 3SL RATE PER ACRE	REMARKS
VEGETABLES: Seeded or Trans-planted Cantaloupe Chayote Fruit Chinese waxgourd Citron melon Cucumber Edible gourd Gherkin <i>Momordica</i> spp. Musk melon Pumpkin Squash Watermelon	1.3-2.7 pts (0.488 – 1 lb cation/A)	Apply specified dosage preplant or preemergence in a minimum of 10 gallons of spray per acre by ground or 5 gallons of spray per acre by air. Applications can be made as a banded or broadcast treatment before, during, or after planting but prior to the crop emergence. Seedbeds or plantbeds must be formed as far ahead of treatment as possible to permit maximum weed emergence. Use the higher rate for heavier weed infestations. Seed or transplant with a minimal amount of soil disturbance. Crop plants emerged at time of application will be killed. Parazone 3SL may be used in fallow bed/stale seedbed for weed control alone. When tank mixing, read and carefully follow all applicable use directions, restrictions, and limitations on the respective product label(s). In interpreting the label(s) of tank mixed products, the most restrictive label limitations must apply.
	Use Restrictions – Vegetables Cucurbit (Seeded or Transplanted) <ul style="list-style-type: none">Maximum single application rate is 2.7 pts (1 lb cation/A)Maximum annual application rate is 4.5 pts (1.69 lb cation/A/year)Do not apply more than 3 applications per year.Minimum retreatment interval is 14 days.	
VEGETABLE: Chayote Fruit Chinese waxgourd Citron melon Cucumber Edible gourd Gherkin <i>Momordica</i> spp. Musk melon Pumpkin Squash Watermelon (California only)	1.3 pts (0.488 lb cation/A)	Apply specified dosage as a directed or spot spray in a minimum of 20 gallons of spray per acre by ground. Use to control emerged weeds between rows after crop establishment.
	Use Restrictions – Vegetable <ul style="list-style-type: none">Maximum single application rate is 1.3 pts (0.488 lb cation/A)Maximum annual application rate is 3.9 pts (1.463 lb cation/A/year)Do not apply more than 3 applications per year.Do not apply within 1 day of harvest.Do not enter treated field within 48 hours of application.Do not allow animals to graze in treated area.Minimum retreatment interval is 14 days.	
VEGETABLE: Chayote Fruit Chinese waxgourd Citron melon Cucumber Edible gourd Gherkin <i>Momordica</i> spp. Musk melon Pumpkin Squash Watermelon (Tennessee only)	1.3 – 1.6 pts (0.488 – 0.6 lb cation/A)	Apply specified dosage as a directed or shielded spray in a minimum of 20 gallons of spray per acre by ground. To control emerged weeds between rows after crop establishment. Use precision directed spray equipment adjusted to prevent spray contact with crops.
	Use Restrictions – Vegetable <ul style="list-style-type: none">Maximum single application rate is 1.6 pts (0.6 lb cation/A)Maximum annual application rate is 4.8 pts (1.8 lb cation/A/year)Do not apply more than 3 applications per year.Do not apply within 1 day of harvest.Do not allow animals to graze in treated area.Do not use on soils with less than 5% clay.Apply when weeds are succulent and weed growth is less than 6” tall.Minimum retreatment interval is 14 days.	
VEGETABLE: Cucumber Melons Pumpkin Squash (GA, ME, MD, PA,VA only)	1.3 pts (0.488 lb cation/A)	Apply specified dosage as a directed or shielded spray in a minimum of 20 gallons of spray per acre by ground. To control emerged weeds between rows after crop establishment. Use precision directed spray equipment adjusted to prevent spray contact with crops. Apply when weeds are succulent and weed growth is less than 6” tall.
	Use Restrictions – Vegetable <ul style="list-style-type: none">Maximum single application rate is 1.3 pts (0.488 lb cation/A)Maximum annual application rate is 3.9 pts (1.463 lb cation/A/year)Do not apply more than 3 applications per year.Do not allow animals to graze in treated area.Do not use on soils with less than 5% clay.Do not allow spray to contact green stems or foliage as injury may result.Minimum retreatment interval is 14 days.	

NOTE to EPA Product Manager: Text in brackets [] is optional.
All content inside { } is a Note to Reviewer.

VEGETABLE: Cucumber Melons Pumpkin Squash (DE, HI, NJ only)	1.3 pts (0.488 lb cation/A)	Apply specified dosage as a directed or shielded spray in a minimum of 20 gallons of spray per acre by ground to control emerged weeds between rows after crop establishment. Use precision directed spray equipment adjusted to prevent spray contact with crops.
	Use Restrictions – Vegetable <ul style="list-style-type: none">Maximum single application rate is 1.3 pts (0.488 lb cation/A)Maximum annual application rate is 3.9 pts (1.463 lb cation/A/year)Do not apply more than 3 applications per year.Do not apply after first bloom.Do not allow spray to contact green stems or foliage as injury may result.Do not enter treated field within 84 hours of application.Do not allow animals to graze in treated area.Do not use on soils with less than 5% clay.In HI do not apply within 8 days of harvest or grazing.In NJ do not apply within 14 days of harvest or grazing.Minimum retreatment interval is 14 days.	
VEGETABLES: Melons (CA, ID, OR, WA only)	0.4-0.7 pt (0.15 – 0.263 lb cation/A)	Apply specified dosage as a broadcast application in a minimum of 10 gallons of spray per acre by ground or 5 gallons of spray per acre by air. Used for control of volunteer barley in preformed seedbeds.
	Use Restrictions – Vegetables Melons <ul style="list-style-type: none">Maximum single application rate is 0.7 pts (0.263 lb cation/A)Maximum annual application rate is 1.4 pts (0.526 lb cation/A/year)Do not apply more than 2 applications per year.Minimum retreatment interval is 14 days.	
VEGETABLE: Cucumber Melons Squash (Ohio only)	1.5 pts (0.563 lb cation/A)	Apply specified dosage as a directed spray application in a minimum of 20 gallons of spray per acre by ground. Apply when weeds are succulent and weed growth is less than 6” tall.
	Use Restrictions – Vegetable <ul style="list-style-type: none">Maximum single application rate is 1.5 pts (0.563 lb cation/A)Maximum annual application rate is 4.5 pts (1.688 lb cation/A/year)Do not apply more than 3 applications per year.Do not allow animals to graze in treated areas.Do not use on soils with less than 5% clay.Do not allow spray to contact green stems or foliage as injury may result.Minimum retreatment interval is 14 days.	
VEGETABLES: Vine desiccation (DE, GA only)	1.5 - 2 pts (0.563 – 0.75 lb cation/A)	Apply specified dosage as a broadcast spray in a minimum of 10 gallons of spray per acre by ground over the top of plants following harvest.
	Use Restrictions – Vegetables (postharvest vegetable vine desiccation) <ul style="list-style-type: none">Maximum single application rate is 2 pts (0.75 lb cation/A)Maximum annual application rate is 4 pts (1.5 lb cation/A/year)Do not apply more than 2 applications per year.Minimum retreatment interval is 14 days.	

VEGETABLES (Non-cucurbit)

CROPS	PARAZONE 3SL RATE PER ACRE	REMARKS
VEGETABLES: Seeded or Trans-planted Beans(Lima, Snap) Broccoli, Cabbage, Carrot, Cauliflower, Cavalo, Broccolo, Chinese cabbage, Collard, Eggplant, Endive (Escarole), Groundcherry, Lettuce, Peas, Pepino Pepper, Sweet Corn Tomatillo Turnip, Tomato.	1.3-2.7 pts (0.488 – 1 lb cation/A)	Apply specified dosage preplant or preemergence in a minimum of 10 gallons of spray per acre by ground or 5 gallons of spray per acre by air. Applications can be made as a banded or broadcast treatment before, during, or after planting but prior to the crop emergence. Seedbeds or plantbeds must be formed as far ahead of treatment as possible to permit maximum weed emergence. Use the higher rate for heavier weed infestations. Seed or transplant with a minimal amount of soil disturbance. Crop plants emerged at time of application will be killed. Parazone 3SL may be used in fallow bed/stale seedbed for weed control alone or tank mixed with oxyfluorfen. When tank mixing, read and carefully follow all applicable use directions, restrictions, and limitations on the respective product label(s). In interpreting the label(s) of tank mixed products, the most restrictive label limitations must apply.
	Use Restrictions – Vegetables (Seeded or Transplanted) <ul style="list-style-type: none">Maximum single application rate is 2.7 pts (1 lb cation/A)Maximum annual application rate is 8 pts (3 lb cation/A/year)Do not harvest tomato within 30 days after application.Do not apply more than 3 applications per year.Minimum retreatment interval is 7 days.	

[NOTE to EPA Product Manager: Text in brackets \[\] is optional.](#)
[All content inside { } is a Note to Reviewer.](#)

VEGETABLES: Eggplant Tomato Pepper	1.3 pts (0.488 lb cation/A)	Apply specified dosage as a directed spray between the row after crop establishment in a minimum of 10 gallons of spray per acre by ground to control or suppress emerged weeds. Use precision directed spray equipment (not exceeding 30 psi nozzle pressure) adjusted to prevent spray contact with crop. Do not spray under conditions which may cause excessive drift. Apply when weeds are succulent and when weed growth is less than 6" tall.
	Use Restrictions – Vegetables <ul style="list-style-type: none">Maximum single application rate is 1.3 pts (0.488 lb cation/A)Maximum annual application rate is 3.9 pts (1.463 lb cation/A/year)Do not apply more than 3 applications per year.Do not allow animals to graze in treated areas.Do not harvest within 30 days of application on tomatoes.Minimum retreatment interval is 7 days.	
VEGETABLE: Tomato after final harvest	1.6-2.5 pts (0.6 – 0.938 lb cation/A)	Apply specified dosage after final harvest in 40-120 gallons of spray per acre (0.62-0.93 lb a.i./A) by ground. Thorough coverage of the tomato vines is required to ensure maximum herbicide burndown. Use of dirty or muddy water may deactivate Parazone 3SL. Burn tomato vines with propane burners as soon as possible after the vines have dried down sufficiently to help with the removal of Sweet Potato Whitefly.
	Use Restrictions – Tomato <ul style="list-style-type: none">Maximum single application rate is 2.5 pts (0.938 lb cation/A)Maximum annual application rate is 5 pts (1.875 lb cation/A/year)Do not apply more than 2 applications per year.To minimize drift, do not use nozzles or nozzle configurations which produce fine spray droplets (mist).Minimum retreatment interval is 7 days.	
VEGETABLES: Lettuce Tomato (CA, ID, OR, only)	0.4-0.7 pts (0.15- 0.263 lb cation/A)	Apply specified dosage as a broadcast application in a minimum of 10 gallons of spray per acre by ground or 5 gallons of spray per acre by air. Use for control of volunteer barley in preformed seedbeds.
	Use Restrictions – Vegetables <ul style="list-style-type: none">Maximum single application rate is 0.7 pt (0.263 lb cation/A)Maximum annual application rate is 1.4 pts (0.525 lb cation/A/year)Do not harvest tomato within 30 days after application.Do not apply more than 2 applications per year.Minimum retreatment interval is 7 days.	
VEGETABLE: Rhubarb	1.7-2.7 pts (0.638 – 1 lb cation/A)	Apply specified dosage as a dormant application in a minimum of 10 gallons of spray per acre by ground. Apply before buds in the crown begin to grow.
	Use Restrictions – Rhubarb <ul style="list-style-type: none">Maximum single application rate is 2.7 pts (1 lb cation/A)Maximum annual application rate is 5.4 pts (2 lb cation/A/year)Do not apply more than 2 applications per year.Minimum retreatment interval is 7 days.	
VEGETABLE: Cabbage (Ohio only)	1.5 pts (0.563 lb cation/A)	Apply specified dosage as a directed spray application in a minimum of 20 gallons of spray per acre by ground. Apply when weeds are succulent and weed growth is less than 6" tall.
	Use Restrictions – Cabbage <ul style="list-style-type: none">Maximum single application rate is 1.5 pts (0.563 lb cation/A)Maximum annual application rate is 4.5 pts (1.688 lb cation/A/year)Do not apply more than 3 applications per year.Do not allow animals to graze in treated areas.Do not use on soils with less than 5% clay.Do not allow spray to contact green stems or foliage as injury may result.Minimum retreatment interval is 7 days.	
VEGETABLE: Cabbage Lettuce (Florida only)	0.8 -1.3 pts (0.3- 0.488 lb cation/A)	Apply specified dosage as a postemergence directed spray application in a minimum of 40 gallons of spray per acre by ground to control weeds in the middle of crop rows. Apply when weeds are succulent and weed growth is 1-6" tall. Apply with conventional ground equipment directing spray between the rows and using shields to prevent spray contact with crops. Outer leaves should be stripped at the time of harvest.
	Use Restrictions – Cabbage and Lettuce <ul style="list-style-type: none">Maximum single application rate is 1.3 pts (0.488 lb cation/A)Maximum annual application rate is 3.9 pts (1.463 lb cation/A/year)Do not apply more than 3 applications per year.Do not allow spray to contact green stems or foliage as injury may result.Do not allow animals to graze in treated areas.Do not apply where Parazone 3SL (or another paraquat-containing product) has been used as a preplant preemergence spray.Minimum retreatment interval is 7 days.	
VEGETABLES: Vine desiccation	1.5 – 2 pts (0.563 – 0.75 lb cation/A)	Apply specified dosage as a broadcast spray in a minimum of 10 gallons of spray per acre by ground over the top of plants following harvest.

NOTE to EPA Product Manager: Text in brackets [] is optional.
All content inside { } is a Note to Reviewer.

(DE, GA only)	Use Restrictions – Vegetables (postharvest vegetable vine desiccation) <ul style="list-style-type: none">Maximum single application rate is 2 pts (0.75 lb cation/A)Maximum annual application rate is 4 pts (1.5 lb cation/A/year)Do not apply more than 2 applications per year.Minimum retreatment interval is 7 days.
---------------	---

RESIN SOAKING

CROPS	REMARKS
Pines (Loblolly, Shortleaf, Longleaf, Slash, Virginia, Pond, Pitch, and Spruce Pines)	<p>Tree Selection-Select trees to be treated from stands on sites not subject to periods of extreme drought stress as the desiccating effect of Parazone 3SL to pines is accentuated during such periods, causing a reduction in the amount of oleoresin deposited in the xylem. Select trees to be treated from vigorous, non-stagnated stands, either natural or planted. In stagnated stands or commercial timber stands, treat with Parazone 3SL no sooner than three years after a commercial thinning.</p> <p>Application Directions-Apply Parazone 3SL diluted in water to a suitable wound in the tree trunk to bring the treatment into contact with the xylem (sapwood).</p> <p>Bark Streaks or Cuts-This type of wound is made using a standard or rotary bark hack or a chainsaw chipping tool (employed in naval stores work) to remove a single 1-inch wide streak of bark about 1-2 ft. from ground level. The total length must not exceed 1/3 of the tree circumference. Multiple streaks or cuts can result in serious girdling of the trunk and premature death of the tree.) Droplet size of the spray solution must be Coarse to Very Coarse 218-428 µl (1-5% cation wt/wt basis) and must be applied to runoff to the exposed xylem, using a low-pressure sprayer. The amount of spray required per cut depends on tree circumference and the length of cut or streak. For a 9-inch diameter tree, 3 ml. of spray will cover the 1-inch wide streak. Using 3 ml of a 2 or 4% Parazone 3SL solution will result in application of 60 or 120 mg of Parazone 3SL per streak.</p> <p>Time of Treatment-Resin soaking can occur from treatments made any time of the year; however, cool season treatments under non-drought conditions usually result in less severe pine beetle infestations and longer tree life.</p> <p>Interval between Treatment and Tree Harvest-The interval between application of Parazone 3SL and tree harvest must be a minimum of 6 months and preferably from 12-24 months. Intervals of over 6 months may not be possible under conditions of drought or serious pine beetle attacks, which may make early harvest necessary. The Parazone 3SL treatment may encourage beetle attack or may cause premature death of the tree. Desiccation of the xylem tissue rather than the desired resin soaking may occur, and is more likely at higher dosage rates.</p> <p>Effect on Stem Growth-Parazone 3SL treatment can result in reduced stem growth during the interval between treatment and tree harvest.</p>

Dilution Table for Parazone 3SL (3.0 lbs. cation per gallon)	
Concentration of Cation Desired (Wt./Wt. Basis)	Add the Following No. Gals. Of Water to 2/3 Gallon of Parazone 3SL
0.2%	118.8
0.5%	46.8
1.0%	22.9
2.0%	10.9
3.0%	6.9
4.0%	4.9
5.0%	3.7

CONSERVATION RESERVE

CROP	PARAZONE 3SL RATE PER ACRE	REMARKS
CONSERVATION RESERVE, FEDERAL SET-ASIDE, CONSERVATION COMPLIANCE PRO-GRAMS ¹	1.7-2.7 pts (0.638 -1 lb cation/A)	Apply specified dosage as a broadcast application in a minimum of 10 gallons of spray per acre by ground and 5 gallons of spray per acre by air. Parazone 3SL may be tank mixed with other registered herbicides to improve weed control. When tank mixing, read and carefully follow all applicable use directions, restrictions, and limitations on the respective product label(s). In interpreting the label(s) of tank mixed products, the most restrictive label limitations must apply. ¹ For use in compliance with the Federal Conservation Reserve Program or Federal set-aside programs.
	Use Restrictions – Conservation Reserve <ul style="list-style-type: none">Maximum single application rate is 2.7 pts (1 lb cation/A)Maximum annual application rate is 8 pts (3 lb cation/A/year)Do not apply more than 3 applications per year.Minimum retreatment interval is 7 days.	

NOTE to EPA Product Manager: Text in brackets [] is optional.
All content inside { } is a Note to Reviewer.

NONCROP USES

CROP	PARAZONE 3SL RATE PER ACRE	REMARKS
NONCROP USES ₁	1.7-2.7 pts (0.638 1 lb cation/A)	Apply specified dosage as a broadcast application or spot treatment in a minimum of 10 gallons of spray per acre by ground. Repeat applications as necessary being careful to avoid contact with foliage of ornamentals or desirable plants. ¹ Including public airports, electric transformer stations, pipeline pumping stations, around commercial buildings, storage yards and other installations, and fencelines.
	Use Restrictions – Non-crop Uses <ul style="list-style-type: none">Maximum single application rate is 2.7 pts (1 lb cation/A)Maximum annual application rate is 27 pts (10 lb cation/A/year)Do not apply more than 10 applications per year.Minimum retreatment interval is 7 days.	

PASTURE RESEEDING

CROP	PARAZONE 3SL RATE PER ACRE	REMARKS
PASTURE RESEEDING For suppression of existing sod and undesirable emerged broadleaf weeds and grasses prior to or at time of planting grasses or forage legumes	0.7-1.3 pts (0.263 0.488 lb cation/A)	Apply specified dosage as a broadcast application in a minimum of 10 gallons of spray per acre by ground or 5 gallons of spray per acre by air. West of Cascade and Sierra Nevada Mountains <ul style="list-style-type: none">Apply in October through December after first fall rains and after weeds have emerged and sod has started new growth.For best seeding results, apply on moderately to heavily grazed areas.Do not use in areas with heavy sod and weed growth. East of Rocky Mountains <ul style="list-style-type: none">Use the 1.3 pt rate on vigorous or coarse sod species such as bromegrass.Apply prior to or at time of seeding grasses or forage legumes.Apply only to grazed or mowed pastures not more than 3” in height at time of treatment. Bermudagrass or Bahiagrass Sod s <ul style="list-style-type: none">Apply in late summer or early fall to sod not exceeding 3” in height.For control of emerged little barley, apply in February or March before the mid-boot stage of little barley. Bermudagrass and Coastal Bermudagrass Pastures <ul style="list-style-type: none">Apply when bermudagrass is dormant.For control of little barley, apply before the mid-boot stage.Do not mow for hay until 40 days after treatment.
	Use Restrictions – Pasture Reseeding <ul style="list-style-type: none">Maximum single application rate is 1.3 pts (0.488 lb cation/A)Maximum annual application rate is 3.9 pts (1.463 lb cation/A/year)Do not apply more than 3 applications per year.Do not harvest within 40 days after application.Minimum retreatment interval is 7 days.	
For Control of Endophyte Fungus-Infected Fescue Forage Legume/ Grass Mixture and Other Grass Pastures	0.7-1.3 pts (0.263 0.488 lb cation/A) followed by 0.7-1.3 pts (0.263 0.488 lb cation/A)	Apply specified dosage as a broadcast application in a minimum of 10 gallons of spray per acre by ground when fescue is actively growing and is no more than 4” high. If necessary, use split applications of 10-21 days apart. For spring plantings, the initial application of 0.7-1.3 pts may be made the previous fall.
	Use Restrictions <ul style="list-style-type: none">Maximum single application rate is 1.3 pts (0.488 lb cation/A)Maximum annual application rate is 2.6 pts (0.975 lb cation/A/year)Do not allow fescue to go to seed starting with the preceding year s crop to reduce the infestation of endophyte-infested grass.Do not make more than 2 applications per year.Minimum retreatment interval is 10 days.	
For Prickly Pear Desiccation in Pastures (Not for use in CA)	0.8 fl oz (0.019 lb cation) per gallon of water (spot sprays)	Apply specified dosage in sufficient volume of spray to wet the weed foliage using manually pressurized handwands which directs the spray onto weed foliage. Mix the specified rate of Parazone 3SL with 0.25% v/v of a nonionic surfactant per gallon of water. Completely and uniformly cover all green prickly pear foliage with spray. Apply in May through September for best desiccation results. Apply only to pastures with no more than 3” of height at time of treatment. Tank mix with picloram and 2, 4-Dat labeled rates to improve desiccation and perennial control of Prickly Pear. Always refer to the tank mix partner labels for weeds controlled, rates of applications, directions for use, limitations, and restrictions.
	Use Restrictions <ul style="list-style-type: none">Do not apply more than 10 applications per year.	

NOTE to EPA Product Manager: Text in brackets [] is optional.
All content inside { } is a Note to Reviewer.

For Juniper Species leaf moisture reduction or desiccation prior to <u>Prescribed</u> burning of pastures (Not for use in CA)	1.3 pts (0.488 lb cation/A)	Apply specified dosage as a broadcast application during hot, dry weather conditions (usually July and August) in a minimum of 5 gallons of spray per acre by air. Use only in conjunction with prescribed burning as instructed and monitored by local SCS or University and Extension Range Specialists. Use 2% v/v nonionic surfactant in a minimum of 5 gpa spray solution. Juniper leaf moisture content must be monitored; however, maximum leaf moisture reduction usually occurs 3-4 weeks after Parazone 3SL application. Significant soil moisture and/or wet weather conditions prior to or after application will decrease the potential for Juniper crown burns. Cool or humid weather conditions also adversely affect leaf moisture reduction.
	Use Restrictions <ul style="list-style-type: none">Maximum single application rate is 1.3 pts (0.488 lb cation/A)Maximum annual application rate is 13 pts (4.875 lb cation/A/year)Do not apply more than 10 applications per year.Do not graze livestock after application or prior to burning.Minimum retreatment interval is 7 days.	
Native Pastures (Not for use in CA)	1-1.25 pts (0.375 -0.469 lb cation/A)	Apply specified dosage as a broadcast application in a minimum of 10 gallons of spray per acre by ground or 5 gallons of spray per acre by air. For the control of downy and Japanese brome, apply in the spring after 90% node formation of brome species but before full bloom. Emerged native perennial grasses will be burned by this application, but application after 90% node formation will allow adequate time for native grasses to recover and attain maximum growth in the use season. Apply only to pastures with no more than 3” of height at the time of treatment.
	Use Restrictions <ul style="list-style-type: none">Maximum single application rate is 1.25 pts (0.469 lb cation/A).Maximum annual application rate is 1.25 pts (0.469 lb cation/A).Do not apply more than 2 applications per year.Do not harvest within 40 days after application.Minimum retreatment interval is 7 days.	

Conversion Table Parazone 3SL to be Applied			
Fluid Ounces	Pints	lb Cation	Acres/Gallon
2.50	0.16	0.06	51.3
4.80	0.30	0.11	26.7
5.28	0.33	0.12	24.2
5.52	0.35	0.13	23.2
10.00	0.63	0.23	12.8
11.00	0.69	0.26	11.6
11.20	0.70	0.26	11.4
12.00	0.75	0.28	10.7
16.00	1.00	0.38	8.0
20.00	1.25	0.47	6.4
20.80	1.30	0.49	6.2
24.00	1.50	0.56	5.3
28.00	1.75	0.66	4.6
32.00	2.00	0.75	4.0
40.00	2.50	0.94	3.2
43.20	2.70	1.00	3.0

STORAGE AND DISPOSAL

Do not contaminate water, food, or feed by storage and disposal.

PESTICIDE STORAGE:

Store in a cool, dry place and in such a manner as to prevent cross contamination with other pesticides, fertilizers, food and feed. Store in original container and out of reach of children, preferably in a locked storage area.

Do not store above 100°F for extended periods of time. Storage below 20°F can result in formation of crystals. If product crystallizes, store at 50°F to 70°F and agitate to redissolve crystals. If container is damaged or spill occurs, use product immediately or dispose of product and damaged container as indicated below.

PESTICIDE DISPOSAL:

Open dumping is prohibited. Pesticide wastes are toxic. Wastes resulting from the use of this product must be disposed of on site or at an approved waste disposal facility. Improper disposal of excess pesticide, spray mixture, or rinsate is a violation of Federal law. If these wastes cannot be disposed of by use according to label instructions, contact your State Pesticide or Environmental Control Agency or the hazardous waste representative at the nearest EPA Regional Office for guidance.

CONTAINER HANDLING:

NONREFILLABLE CONTAINERS:

Rigid, Nonrefillable containers small enough to shake (i.e. with capacities equal to or less than five gallons).

Nonrefillable container. Do not reuse or refill this container. Triple rinse or pressure rinse container (or equivalent) promptly after emptying. Triple rinse as follows: Pump or empty the remaining contents into application equipment or a mix tank. Fill the container 1/4 full with water. Shake for 10 seconds. Pump rinsate into application equipment or a mix tank. Repeat this procedure two more times. Once container is rinsed, [prepare container for recycling, then]offer for recycling or reconditioning if available, or puncture and dispose of in a sanitary landfill, or by other procedures approved by state and local authorities.

Pressure rinse as follows: Pump or empty the remaining contents into application equipment or a mix tank. While container is in the closed transfer system rinse at 40 PSI for at least 30 seconds. . Once container is rinsed, [prepare container for recycling, then] offer for recycling if available, or puncture and dispose of in a sanitary landfill, or by other procedures approved by state and local authorities.

Rigid, Nonrefillable containers that are too large to shake (i.e. with capacities greater than 5 gallons, but less than 120 gallons).

Nonrefillable container. Do not reuse or refill this container. Triple rinse or pressure rinse container (or equivalent) promptly after emptying. Triple rinse as follows: Pump or empty the remaining contents into application equipment or a mix tank. Fill the container 1/4 full with water. Remove transfer hoses. Tip container on its side and roll it back and forth, ensuring at least one complete revolution, for 30 seconds. Stand the container on its end and tip it back and forth several times. Turn the container over onto its other end and tip it back and forth several times. Pump or empty the rinsate into application equipment or a mix tank or store rinsate for later use or disposal. Repeat this procedure two more times. Once container is rinsed, [prepare container for recycling, then] offer for recycling or reconditioning if available, or puncture and dispose of in a sanitary landfill, or by other procedures approved by state and local authorities.

Pressure rinse as follows: Pump or empty the remaining contents into application equipment or a mix tank. While container is in the closed transfer system rinse at 40 PSI for 30 seconds. Once container is rinsed, [prepare container for recycling, then] offer for recycling if available, or puncture and dispose of in a sanitary landfill, or by other procedures approved by state and local authorities.

Nonrefillable Container Greater than or equal to 120 gallons:

Triple rinse as follows: Empty the remaining contents into application equipment or a mix tank. Fill the container 1/4 full with water. Replace and tighten closures. Tip container on its side and roll it back and forth, ensuring at least one complete revolution, for 30 seconds. Stand the container on its end and tip it back and forth several times. Turn the container over onto its other end and tip it back and forth several times. Empty the rinsate into application equipment or a mix tank or store rinsate for later use of disposal. Repeat this procedure two more times. Then offer for recycling or reconditioning if available, or puncture and dispose of in a sanitary landfill, or by other procedures approved by state and local authorities.

REFILLABLE CONTAINERS:

Refill this container with pesticide only. Do not reuse this container for any other purpose. Cleaning the container before final disposal is the responsibility of the person disposing of the container. Cleaning before refilling is the responsibility of the refiller.

REFILLING OR RETURNING CONTAINERS:

If refilling or returning container is planned, end users are not authorized to remove tamper evident cables, one way values or clean container.

RECYCLE OR DISPOSAL OF CONTAINERS:

End users are authorized to remove tamper evident cable as required to remove the product from the container unless the container is equipped with one way valves and refilling or returning is planned. Instructions for container rinsing and either recycling or disposal are as follows:

Bottom Discharge IBC (e.g. Schuetz Caged IBC or Snyder Square Stackable).

Pressure rinsing the container before final disposal is the responsibility of the person disposing of the container. Cleaning before refilling is the responsibility of the refiller. To pressure rinse the container before final disposal, empty the remaining contents from the IBC into application equipment or mix tank. Raise the bottom of the IBC by 1.5 inches on the side which is opposite of the bottom discharge valve to promote more complete product removal. Completely pump or drain rinsate into application equipment or rinsate collection system while pressure rinsing. Continue pressure rinsing for 2 minutes or until rinsate becomes clear. Replace the lid and close bottom valve.

Top Discharge IBC, Drums, Kegs (e.g. Snyder 120 Next Gen, Bonar B120, Drums and Kegs).

Triple rinsing the container before final disposal is the responsibility of the person disposing of the container. Cleaning before refilling is the responsibility of the refiller. To triple rinse the container before final disposal, empty the remaining contents from this container into application equipment or mix tank. Fill the container about 10 percent full with water. Agitate vigorously or recirculate water with the pump for 2 minutes. Rinse all interior surfaces. Pour or pump rinsate into application equipment or rinsate collection system. Repeat this rinsing procedure two more times.

CONTAINER IS NOT SAFE FOR FOOD, FEED, OR DRINKING WATER!

LIMITED WARRANTY AND DISCLAIMER

The manufacturer warrants (a) that this product conforms to the chemical description on the label; and (b) that the directions, warnings, and other statements on this label are based upon responsible experts' evaluations of reasonable tests of effectiveness, of toxicity to laboratory animals and to plants and residues on food crops, and upon reports of field experience. Tests have not been made on all varieties of food crops and plants, or in all states or under all conditions. TO THE EXTENT CONSISTENT WTH APPLICABLE LAW THIS WARRANTY DOES NOT EXTEND TO THE USE OF THIS PRODUCT CONTRARY TO LABEL INSTRUCTIONS, OR UNDER CONDITIONS NOT REASONABLY FORESEEABLE.

THERE ARE NO EXPRESS WARRANTIES OTHER THAN THOSE SET FORTH HEREIN. TO THE EXTENT CONSISTENT WITH APPLICABLE LAW THE MANUFACTURER NEITHER MAKES NOR INTENDS, NOR DOES IT AUTHORIZE ANY AGENT OR REPRESENTATIVE, TO MAKE ANY OTHER WARRANTIES, EXPRESS OR IMPLIED, AND IT EXPRESSLY EXCLUDES AND DISCLAIMS ALL IMPLIED WARRANTIES OF MERCHANTABILITY OF FITNESS FOR A PARTICULAR PURPOSE, OR ANY WARRANTY OF QUALITY OR PERFORMANCE. THIS WARRANTY DOES NOT EXTEND TO, AND THE BUYER SHALL BE SOLELY RESPONSIBLE FOR, ANY AND ALL LOSS OR DAMAGE WHICH RESULTS FROM THE USE OF THIS PRODUCT IN ANY MANNER WHICH IS INCONSISTENT WITH THE LABEL DIRECTIONS, WARNINGS OR CAUTIONS.

TO THE EXTENT CONSISTENT WITH APPLICABLE LAW BUYER'S EXCLUSIVE REMEDY AND MANUFACTURER'S OR SELLER'S EXCLUSIVE LIABILITY FOR ANY AND ALL CLAIMS, LOSSES, DAMAGES, OR INJURIES RESULTING FROM THE USE OR HANDLING OF THIS PRODUCT, WHETHER OR NOT BASED IN TORT, CONTRACT, NEGLIGENCE, STRICT LIABILITY IN TORT OR OTHERWISE, SHALL BE LIMITED, AT THE MANUFACTURER'S OPTION, TO REPLACEMENT OF, OR THE REPAYMENT OF THE PURCHASE PRICE FOR, THE QUANTITY OF PRODUCT WITH RESPECT TO WHICH DAMAGES ARE CLAIMED. TO THE EXTENT CONSISTENT WITH APPLICABLE LAW MANUFACTURER OR SELLER SHALL NOT BE LIABLE FOR SPECIAL, INDIRECT OR CONSEQUENTIAL DAMAGES RESULTING FROM THE USE OR HANDLING OF THIS PRODUCT.

[NANJING RED SUN](#) offers this product, and Buyer accepts it, subject to the foregoing Limited Warranty which may be varied only by agreement in writing signed by an authorized representative of [NANJING RED SUN](#).
CHEMTREC is a service mark owned by the American Chemistry Council, Inc.

删除[Deleted]: AMVAC

删除[Deleted]: AMVAC

删除[Deleted]: © 2021 AMVAC Chemical Corporation is a wholly owned subsidiary of American Vanguard Corporation. All Rights Reserved. AMBUSH, AMERICAN VANGUARD, AMVAC, FOLEX, PARAZONE, and their respective logos are trademarks owned by AMVAC Chemical Corporation.

删除[Deleted]: Viton is a trademark of the Chemours Company FC, LLC
AMVAC Chemical Corporation
4695 MacArthur Court, Suite 1200, Newport Beach, CA 92660

{615-20220616_updatesforregreviewEPA}

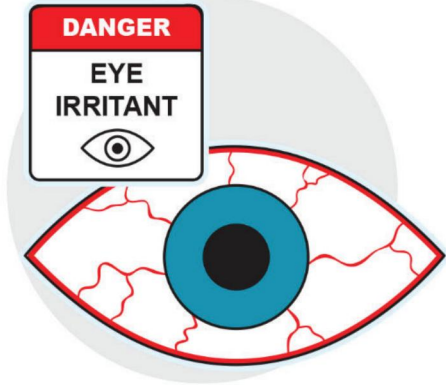


[Required Language for Product Package Safety Requirements Sticker to be affixed to all paraquat dichloride product containers]

PARAZONE[®]

3SL Herbicide

[Product Package Safety Requirements]

<p>NEVER TRANSFER THIS PRODUCT INTO FOOD OR BEVERAGE CONTAINERS OR CONTAINERS NOT EXPLICITLY INTENDED FOR PESTICIDES.</p>		<p>NUNCA TRANSFEIERA ESTE PRODUCTO A RECIPIENTES PARA COMIDA O DE BEBIDAS O RECIPIENTES NO EXPLÍCITAMENTE PREVISTOS PARA PLAGUICIDAS.</p>
<p>ONE SIP CAN KILL.</p>		<p>UN SORBO PUEDE CAUSAR LA MUERTE.</p>
<p>CONTACT WITH SKIN MAY RESULT IN POISONING.</p>		<p>EL CONTACTO CON LA PIEL PUEDE CAUSAR ENVENENAMIENTO.</p>

EXPOSURE TO EYES MAY CAUSE SUBSTANTIAL EYE INJURY.		EXPOSICIÓN A LOS OJOS PUEDE CAUSAR LESIONES SUBSTANCIALES EN LOS OJOS.
PARAQUAT SHOULD ALWAYS BE STORED TIGHTLY CLOSED IN ORIGINAL CONTAINER, AND IN A LOCKED PLACE AWAY FROM CHILDREN AND ANIMALS.		EL PARAQUAT DEBE ALMACENARSE SIEMPRE CERRADO EN SU RECIPIENTE ORIGINAL, Y EN UN LUGAR CERRADO, ALEJADO DE NIÑOS Y ANIMALES.
READ ENTIRE LABEL PRIOR TO USING THIS PRODUCT.		LEA LA ETIQUETA COMPLETA ANTES DE USAR ESTE PRODUCTO.

EMERGENCY INFORMATION

Have the product container or label with you when calling a poison control center or doctor, or going for treatment.

FOR THE FOLLOWING EMERGENCIES, PHONE 24 HOURS A DAY:

For Medical Emergencies phone:1-888-681-4261

For Transportation Emergencies, including spill, leak or fire, phone: CHEMTREC® 1-800-424-9300

EPA Reg. No. [89432-1](#)



{Note to Reviewer: This logo is included only when the product is intended to be produced for Sinochem Agro Co., Ltd.}

[Produced for:
Sinochem Agro Co., Ltd.
5th Floor, No. 567, Bocheng Road,
Pudong New Area,
Shanghai, 200126, P.R.China]

[Manufactured by:]
NANJING RED SUN BIOCHEMISTRY CO., LTD.
168 Fang Ting Road, Nanjing Chemical Industry Park,
Nanjing High & New Technology Development Zone,
Nanjing City, 21061, China
Email:douzhihao@sinochem.com

删除[Deleted]:

For Product Use Information phone: AMVAC® 1-888-462-6822

删除[Deleted]: 5481-615

删除[Deleted]: <sp>



删除[Deleted]: AMVAC Chemical Corporation
4695 MacArthur Court, Suite 1200
Newport Beach, CA 92660 U.S.A

[PARAQUAT SUPPLEMENTAL WARNING MATERIALS]

[Mockup of sticker to be affixed to the cap of all paraquat dichloride product containers:]



[COUNTER CARDS]

PARAZONE[®]

3SL Herbicide

NEVER TRANSFER PARAZONE 3SL INTO FOOD OR BEVERAGE CONTAINERS OR CONTAINERS NOT EXPLICITLY INTENDED FOR PARAZONE 3SL.



NUNCA TRANSFEIERA PARAZONE 3SL A RECIPIENTES PARA COMIDA O DE BEBIDAS O RECIPIENTES NO EXPLÍCITAMENTE PREVISTOS PARA PARAZONE 3SL.

ONE SIP CAN KILL.

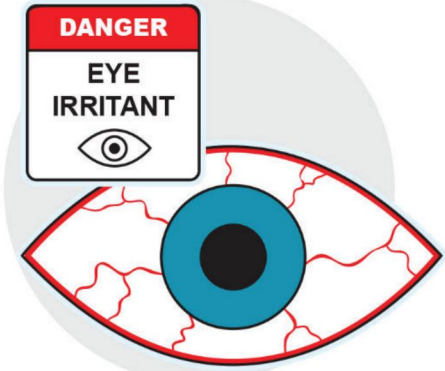




UN SORBO PUEDE CAUSAR LA MUERTE.

CONTACT WITH SKIN MAY RESULT IN POISONING.



EL CONTACTO CON LA PIEL PUEDE RESULTAR EN ENVENENAMIENTO.

EXPOSURE TO EYES MAY CAUSE SUBSTANTIAL EYE INJURY.		LA EXPOSICIÓN A LOS OJOS PUEDE CAUSAR LESIONES GRAVES A LOS OJOS.
PARAQUAT SHOULD ALWAYS BE STORED TIGHTLY CLOSED IN ORIGINAL CONTAINER, AND IN A LOCKED PLACE AWAY FROM CHILDREN AND ANIMALS.		EL PARAQUAT DEBE ALMACENARSE SIEMPRE CERRADO EN SU RECIPIENTE ORIGINAL, Y EN UN LUGAR CERRADO, ALEJADO DE NIÑOS Y ANIMALES.
READ ENTIRE LABEL PRIOR TO USING THIS PRODUCT.		LEA LA ETIQUETA COMPLETA ANTES DE USAR ESTE PRODUCTO.
DISREGARDING LABEL DIRECTIONS IS A VIOLATION OF FEDERAL LAW AND IS PUNISHABLE BY SUCH.		NO SEGUIR LAS INDICACIONES DE LA ETIQUETA REPRESENTA UNA INFRACCIÓN DE LA LEY FEDERAL Y ES PENADO COMO TAL.

EMERGENCY INFORMATION

Have the product container or label with you when calling a poison control center or doctor, or going for treatment.

FOR THE FOLLOWING EMERGENCIES, PHONE 24 HOURS A DAY:

For Medical Emergencies phone: 1-888-681-4261

For Transportation Emergencies, including spill, leak or fire, phone: CHEMTREC® 1-800-424-9300

EPA Reg. No. 89432-1



{Note to Reviewer: This logo is included only when the product is intended to be produced for Sinochem Agro Co., Ltd.}

[Produced for:

Sinochem Agro Co., Ltd.
5th Floor, No. 567, Bocheng Road,
Pudong New Area,
Shanghai, 200126, P.R.China]

[Manufactured by:]

NANJING RED SUN BIOCHEMISTRY CO., LTD.
168 Fang Ting Road, Nanjing Chemical Industry Park,
Nanjing High & New Technology Development Zone,
Nanjing City, 21061, China
Email:douzhihao@sinochem.com

删除[Deleted]:

For Product Use Information phone: AMVAC® 1-888-462-6822

删除[Deleted]: 5481-615

删除[Deleted]: <sp>

删除[Deleted]: AMVAC Chemical Corporation
4695 MacArthur Court, Suite 1200
Newport Beach, CA 92660 U.S.A