


89168-34

3/27/2014

1/18

 <p>U.S. ENVIRONMENTAL PROTECTION AGENCY Office of Pesticide Programs Registration Division (H7505P) 1200 Pennsylvania Avenue, N.W. Washington, D.C. 20460</p>	EPA Reg. Number: 89168-34	Date of Issuance: MAR 27 2014
	Term of Issuance: Unconditional	
<p>NOTICE OF PESTICIDE:</p> <p><input checked="" type="checkbox"/> Registration <input type="checkbox"/> Reregistration</p> <p>(Under FIFRA as amended)</p>	Name of Pesticide Product: Liberty BIF-IMID .5-.25	
	Name and Address of Registrant (include ZIP Code): Liberty Crop Protection, LLC 1966 W 15 th Street, Suite 6 Loveland, CO 80538	
<p>Note: Changes in labeling differing in substance from that accepted in connection with this registration must be submitted to and accepted by the Registration Division prior to use of the label in commerce. In any correspondence on this product always refer to the above EPA registration number.</p>		
<p>On the basis of information furnished by the registrant, the above named pesticide is hereby registered/reregistered under the Federal Insecticide, Fungicide and Rodenticide Act.</p> <p>Registration is in no way to be construed as an endorsement or recommendation of this product by the Agency. In order to protect health and the environment, the Administrator, on his motion, may at any time suspend or cancel the registration of a pesticide in accordance with the Act. The acceptance of any name in connection with the registration of a product under this Act is not to be construed as giving the registrant a right to exclusive use of the name or to its use if it has been covered by others.</p> <p>This product is unconditionally registered in accordance with FIFRA sec. 3(c)(5). Once a pesticide is registered, however, it is not regarded as permanently acceptable. Registration does not eliminate the need for continual reassessment of pesticides. If the Agency determines that, at any time, additional data are required to maintain in effect an existing registration, the Agency will require submission of such data under FIFRA section (3).</p> <p>1. You will make the following label changes before you release the product for shipment:</p> <p>a) Revise the EPA Registration Number to read "EPA Reg. No. 89168-34."</p> <p>2. Per 40 CFR 156.10(a)(6), submit one copy of your final printed labeling before releasing the product for shipment. As defined in 40 CFR 152.3, "final printed labeling" means the "label or labeling of the product when distributed or sold". Clearly legible reproductions or photo reductions will be accepted for unusual labels. Note that a clean copy of the master label in most cases does not meet the definition of final printed labeling. If these conditions are not complied with, the registration will be subject to cancellation in accordance with FIFRA section 6(e). Your release for shipment of the product bearing amended labeling constitutes acceptance of these conditions. A stamped copy of the label is enclosed for your records.</p> <p>If you have any questions regarding this action, please contact BeWanda Alexander at www.alexander.bewanda@epa.gov or (703) 305-7460.</p>		
Signature of Approving Official: <i>BeWanda Alexander for</i> Richard Gebken Product Manager Insecticide Branch/Registration Division (7505P)	Date: <i>March 27, 2014</i>	

Enclosure

2/18

RESTRICTED USE PESTICIDE
Toxic to fish and aquatic organisms. For retail sale to and use only by certified applicators, or persons under their direct supervision and only for those uses covered by the certified applicators certification.

LIBERTY BIF-IMID .5-.25

ACTIVE INGREDIENTS:	By Wt.
Bifenthrin: (2-methyl[1,1'-biphenyl]-3-yl) methyl-3-(2-chloro-3,3,3-trifluoro-1-propenyl)-2,2-dimethyl-cyclopropanecarboxylate*	5.70%
Imidacloprid: 1-[(6-Chloro-3-pyridinyl)methyl]-N-nitro-2-imidazolidinimine	2.90%
OTHER INGREDIENTS*	<u>91.40%</u>
TOTAL.....	100.00%

CIS isomers 97% minimum, trans isomers 3% maximum.

*Contains petroleum distillates

This product contains ½ lb. of Bifenthrin and ¼ lb. of Imidacloprid active ingredient per gallon.

KEEP OUT OF REACH OF CHILDREN
DANGER PELIGRO

This label must be in the possession of the user at the time of application. Si usted no entiende la etiqueta, husque a alguien para que se a explique a usted en detalle. (If you do not understand the label, find someone to explain it to you in detail.)
See other panels for additional precautionary information.

EPA Reg. No. 89168-XX

EPA Est. No. 39578-TX-001

Net Contents:

Manufactured for:
LIBERTY CROP PROTECTION, LLC
1966 W 15th Street, Suite 6
Loveland, CO 80538

032714

ACCEPTED

03/27/2014

Under the Federal Insecticide, Fungicide and Rodenticide Act as amended, for the pesticide registered under EPA Reg. No. 89168-34

FIRST AID

If Swallowed:	<ul style="list-style-type: none"> • Immediately call a poison control center or doctor for treatment advice. • Do not induce vomiting unless told to do so by the poison control center or doctor. • Do not give any liquid to the person. • Do not give anything by mouth to an unconscious person.
If in Eyes:	<ul style="list-style-type: none"> • Hold eye open and rinse slowly and gently with water for 15—20 minutes. • Remove contact lenses, if present, after the first 5 minutes, then continue rinsing eye. • Call a poison control center or doctor for treatment advice.
If on Skin or Clothing:	<ul style="list-style-type: none"> • Take off contaminated clothing. • Rinse skin immediately with plenty of water for 15-20 minutes. • Call a poison control center or doctor for treatment advice.
If Inhaled:	<ul style="list-style-type: none"> • Move person to fresh air. • If person is not breathing, call 911 or an ambulance, then give artificial respiration, preferably by mouth-to-mouth, if possible. • Call a poison control center or doctor for treatment advice.

Have the product container or label with you when calling a poison control center or doctor, or going for treatment. For emergency information concerning this product, call the National Pesticides Information Center (NPIC) at 1-800-858-7378 or your poison control center at 1-800-222-1222.

Note to physician: This product contains a pyrethroid. If large amounts have been ingested, the stomach and intestines should be evacuated. Treatment is symptomatic and supportive. Digestible fats, oils, or alcohol may increase absorption and so should be avoided.

PRECAUTIONARY STATEMENTS

HAZARDS TO HUMANS AND DOMESTIC ANIMALS

DANGER - Corrosive. Causes irreversible eye damage. Harmful if absorbed through skin or swallowed. Do not get in eyes or on clothing. Wear protective eyewear (goggles, face shield or safety glasses). Wash thoroughly with soap and water after handling and before eating, drinking, chewing gum, using tobacco or using the toilet. Remove and wash contaminated clothing before reuse.

Personal Protective Equipment (PPE):

Some materials that are chemical-resistant to this product are listed below. If you want more options, follow the instruction for Category E on the EPA Chemical resistance category section chart.

Applicators and other handlers must wear:

- Long-sleeved shirt and long pants
- Protective eyewear
- Chemical-resistant gloves, such as Barrier Laminate or Nitrile Rubber or Neoprene Rubber or Viton
- Shoes plus socks

Discard clothing and other absorbent materials that have been drenched or heavily contaminated with this product's concentrate. Do not reuse them. Follow manufacturer's instructions for cleaning/maintaining PPE. If no such instructions for washables, use detergent

and hot water. Keep and wash PPE separately from other laundry.

USER SAFETY RECOMMENDATIONS

Users should:

- Wash hands before eating, drinking, chewing gum, using tobacco or using the toilet
- Remove clothing immediately if pesticide gets inside. Then wash thoroughly and put on clean clothing.

AGRICULTURAL USE REQUIREMENTS

Use this product only in accordance with its labeling and with the Worker Protection Standard, 40 CFR part 170. This Standard contains requirements for the protection of agricultural workers on farms, forests, nurseries, and greenhouses, and handlers of agricultural pesticides. It contains requirements for training, decontamination, notification, and emergency assistance. It also contains specific instructions and exceptions pertaining to the statements on this label about personal protective equipment (PPE) and restricted-entry interval. The requirements in this box only apply to uses of this product that are covered by the Worker Protection Standard. Do not enter or allow worker entry into treated areas during the restricted entry interval (REI) of 12 hours.

PPE required for early entry to treated areas that is permitted under the Worker Protection Standard and that involves contact with anything that has been treated, such as plants, soil, or water, is:

- Coveralls,
- Chemical resistant gloves, such as Barrier Laminate or Nitrile Rubber or Neoprene Rubber or Viton, and
- Shoes plus socks.

ENVIRONMENTAL HAZARDS


This pesticide is extremely toxic to fish and aquatic invertebrates. Use with care when applying in areas adjacent to any body of water. Do not apply directly to water, to areas where surface water is present or to intertidal areas below the mean high water mark. Do not make applications when weather conditions favor drift from treated areas. Drift and runoff from treated areas may be hazardous to aquatic organisms in neighboring areas. Do not contaminate water when disposing of equipment washwaters.

This product is highly toxic to bees exposed to direct treatment or residues on blooming crops or weeds. Do not apply this product or allow it to drift to blooming crops or weeds while bees are actively visiting the treatment area.

The use of bifenthrin is prohibited in areas that may result in exposure of endangered species to bifenthrin. Prior to use in a particular county, contact the local extension service for procedures and precautions to use to protect endangered species.


The chemical imidacloprid demonstrates the properties and characteristics associated with chemicals detected in groundwater. The use of this chemical in areas where soils are permeable, particularly where the water table is shallow, may result in groundwater contamination.

PROTECTION OF POLLINATORS



APPLICATION RESTRICTIONS EXIST FOR THIS PRODUCT

BECAUSE OF RISK TO BEES AND OTHER INSECT POLLINATORS. FOLLOW APPLICATION RESTRICTIONS FOUND IN THE DIRECTIONS FOR USE TO PROTECT POLLINATORS.



Look for the bee hazard icon in the Directions for Use for each application site for specific use restrictions and instructions to protect bees and other insect pollinators.

This product can kill bees and other insect pollinators.

Bees and other insect pollinators will forage on plants when they flower, shed pollen, or produce nectar.

Bees and other insect pollinators can be exposed to this pesticide from:

- Direct contact during foliar applications, or contact with residues on plant surfaces after foliar applications
- Ingestion of residues in nectar and pollen when the pesticide is applied as a seed treatment, soil, tree injection, as well as foliar applications.

When Using This Product Take Steps To:

- Minimize exposure of this product to bees and other insect pollinators when they are foraging on pollinator attractive plants around the application site.
- Minimize drift of this product on to beehives or to off-site pollinator attractive habitat. Drift of this product onto beehives or off-site to pollinator attractive habitat can result in bee kills.

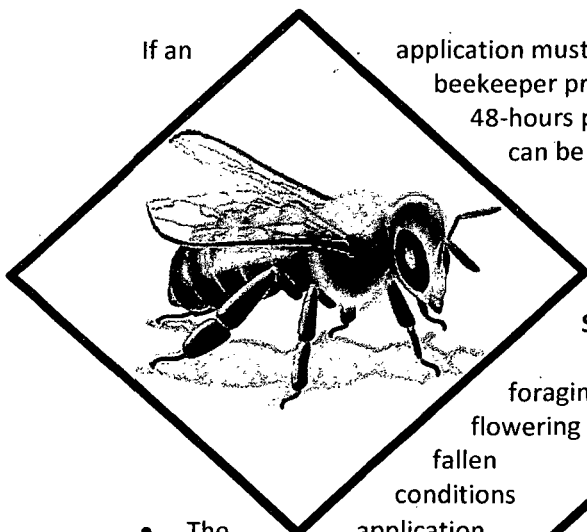
Information on protecting bees and other insect pollinators may be found at the Pesticide Environmental Stewardship website at: <http://pesticidestewardship.org/PollinatorProtection/Pages/default.aspx>. Pesticide incidents (for example, bee kills) should immediately be reported to the state/tribal lead agency. For contact information for your state, go to: www.aapco.org/officials.html. Pesticide incidents should also be reported to the National Pesticide Information Center at: www.npic.orst.edu or directly to EPA at: beekill@epa.gov

DIRECTIONS FOR USE

It is a violation of Federal law to use this product in a manner inconsistent with its labeling. See individual crops for specific pollinator protection application restrictions. If none exist under the specific crop, for foliar applications, follow these application directions for crops that are contracted to have pollinator services or for food/feed & commercially grown ornamentals that are attractive to pollinators:

1. FOR CROPS UNDER CONTRACTED POLLINATION SERVICES

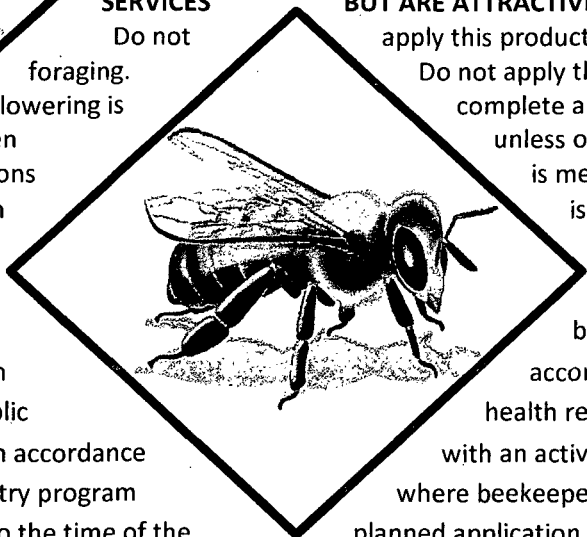
Do not apply this product while bees are foraging. Do not apply this product until flowering is complete and all petals have fallen unless the following condition has been met:



If an application must be made when managed bees are at the treatment site, the beekeeper providing the pollination services must be notified no less than 48-hours prior to the time of the planned application so that the bees can be removed, covered or otherwise protected prior to spraying.

2. FOR FOOD CROPS AND COMMERCIALY GROWN ORNAMENTALS NOT UNDER CONTRACT FOR POLLINATION SERVICES BUT ARE ATTRACTIVE TO POLLINATORS

Do not apply this product while bees are foraging. Do not apply this product until flowering is complete and all petals have fallen unless one of the following is met:



- The application is made to the target site after sunset
- The application is made when temperatures are below 55°F
- The application is made in accordance with a health response
- The application is made in accordance with an active state-where beekeepers are notified no less than 48-hours prior to the time of the planned application so that the bees can be removed, covered or otherwise protected prior to spraying
- The application is made due to an imminent threat of significant crop loss, and a documented determination consistent with an IPM plan or predetermined economic threshold is met. Every effort should be made to notify beekeepers no less than 48-hours prior to the time of the planned application so that the bees can be removed, covered or otherwise protected prior to spraying.

Do not apply this product in a way that will contact workers or other persons, either directly or through drift. Only protected handlers may be in the area during application. For any requirements specific to your State or Tribe, consult the Agency responsible for pesticide regulation.

Do not apply this product in a way that will contact workers or other persons, either directly or through drift. Only protected handlers may be in the area during application. For any requirements specific to your State or Tribe, consult the agency responsible for pesticide regulation.

RESISTANCE MANAGEMENT

Some insects are known to develop resistance to products with the same chemical class used repeatedly for control. LIBERTY BIF-IMID .5-.25 contains Group 3 and Group 4A insecticides. Although pest resistance cannot be predicted, a general rule to reduce the onset of resistance in pest species to LIBERTY BIF-IMID .5-.25 is not to consecutively and repeatedly apply Group 3 and/or Group 4A insecticides during a growing season for control of a particular pest target. Consult your local or state agricultural authorities or your LIBERTY CROP PROTECTION, LLC (Liberty) representative for more specific details on insect resistance management strategies. The Group 4A active ingredient in LIBERTY BIF-IMID .5-.25 is a member of the neonicotinoid chemical group. Avoid using a block of more than three consecutive applications of LIBERTY BIF-IMID .5-.25 and/or other Group 4A products having the same or similar mode of action. Following a neonicotinoid block of treatments, Innvictis strongly encourages the rotation to a block of applications with effective products of different mode before using additional applications of neonicotinoid products. Using a block rotation or windowed approach, along with IPM practices, is considered an effective use strategy for preventing or delaying an insect's ability to develop resistance to this class of chemistry. Foliar applications of LIBERTY BIF-IMID .5-.25 or other Group 4A products from the neonicotinoid chemical class must not be used on crops previously treated with a long-residual, soil-applied product from the neonicotinoid chemical class. If resistance to this product develops in your area, this product, or other products with a similar mode of action, may not provide adequate control. If poor performance cannot be attributed to improper application or extreme weather conditions, a resistant strain of insect(s) may be present. If you experience difficulty with control and resistance is a reasonable cause, immediately consult your local distributor company representative or agricultural advisor for the best alternative method of control for your area.

Application Instructions:

Rate of application is variable according to pest pressure, timing of sprays, and field scouting. Use lower rates under light to moderate infestations; use the higher rates within the rate range under heavy insect pressures. Arid climates generally require higher rates. Use adequate spray volumes, properly calibrated application equipment and appropriate spray adjuvant to obtain thorough coverage. To optimize deposition, penetration, and translocation, use adjuvant at 0.25 - 0.50% v/v. Cultivation within 10 feet of a water body is prohibited to allow for the growth of a vegetated filter strip.

In New York State, this product may not be applied within 100 feet (using ground equipment) or 300 feet (using aerial equipment) of coastal marshes or streams that drain into coastal marshes.

California Special Equipment and Restrictions: LIBERTY BIF-IMID .5-.25 must be used in a closed system that meets the criteria for closed systems as established by the California Department of Food and Agriculture. The criteria and a list of the closed systems meeting the criteria are available through the California Department of Food and Agriculture.

ROTATIONAL CROPS

Plant back restrictions are determined by the crop. Crops that have tolerances for both bifenthrin and imidacloprid may be rotated at any time. Crops with tolerances for bifenthrin and not imidacloprid are to be rotated 12 months following the final application of LIBERTY BIF-IMID .5-.25. Crops that have tolerances for imidacloprid and not bifenthrin are to be rotated 30 days following the final application of LIBERTY BIF-IMID .5-.25.

Plant back restrictions:

Immediate plant back: Crops on this label, as well as, tobacco, tomatoes, eggplant, peppers bell and non-bell, okra, caneberries, citrus, artichoke, lettuce (head and leaf), grapes, spinach, pears, hops, legume vegetables (edible podded), tuberous root and corm vegetables (except sugar beet), cilantro and coriander, soybeans and strawberries.

30 Day plant back: Cereals, cucurbits, safflower

10 Month plant back: Onion and bulb vegetables

12 Month plant back: All other crops

MAXIMUM ALLOWABLE USE RATE

Refer to the individual crop sections for maximum allowable LIBERTY BIF-IMID .5-.25 usage. The maximum allowable use must include all registered use patterns including at-plant, soil applied and/or foliar applications for the 12 months period. The 12-month period is to begin upon the initial application to the acreage.

Tank Mixture

LIBERTY BIF-IMID .5-.25 may be applied in tank mixtures with other products approved for use on registered crops. Observe all restrictions and precautions which appear on the labels of these products. Test for compatibility of products before mixing.

BUFFER ZONES

Vegetative Buffer Zones

Construct and maintain a minimum 10-foot-wide vegetative filter strip of grass or other permanent vegetation between the field edge and down gradient aquatic habitat (such as, but not limited to, lakes, reservoirs, rivers, permanent streams, marshes or natural ponds, estuaries and commercial fish farm ponds).

Only apply product containing bifenthrin onto fields where a maintained vegetative buffer strip of at least 10 feet exists between the field and down gradient aquatic habitat.

For guidance, refer to the following publication for information on constructing and maintaining effective buffers: *Conservation Buffers to Reduce Pesticide Losses. Natural Resources Conservation Services.* USDA, NRCS. 2000. Fort Worth, Texas. 21 pp.

<http://fwww.in.nrcs.usda.aov/technical/agronomy/newconbuf.pdf>

Buffer Zone for Ground Application (groundboom, overhead chemigation, or airblast)

Do not apply within 25 feet of aquatic habitats (such as, but not limited to, lakes, reservoirs, rivers, streams, marshes, natural ponds, estuaries, and commercial fish ponds).

Buffer Zone for ULV Aerial Application

Do not apply within 450 feet of aquatic habitats (such as, but not limited to, lakes, reservoirs, rivers, streams, marshes, natural ponds, estuaries, and commercial fish ponds).

Buffer Zone for Non-ULV Aerial Application

Do not apply within 150 feet of aquatic habitats (such as, but not limited to, lakes, reservoirs, rivers, streams, marshes, natural ponds, estuaries, and commercial fish ponds).

SPRAY DRIFT REQUIREMENTS**Wind Direction and Speed**

Only apply this product if the wind direction favors on-target deposition. Do not apply when the wind velocity exceeds 15 mph.

Temperature Inversion

Do not make aerial or ground applications into temperature inversions. Inversions are characterized by stable air and increasing temperatures with height above the ground. Mist or fog may indicate the presence of an inversion in humid areas. The applicator may detect the presence of an inversion by producing smoke and observing a smoke layer near the ground surface.

Droplet Size

Use only medium or coarser spray nozzles (for ground and non-ULV aerial application) according to ASAE (S572) definition for standard nozzles. In conditions of low humidity and high temperatures, applicators should use a coarser droplet size.

Additional Requirements for Ground Applications

Wind speed must be measured adjacent to the application site on the upwind side, immediately prior to application.

For ground boom applications, apply using a nozzle height of no more than 4 feet above the ground or crop canopy.

For airblast applications, turn off outward pointing nozzles at row ends and when spraying the outer two rows. To minimize spray loss over the top in orchard applications, spray must be directed into the canopy.

Additional Requirements for Aerial Applications

The spray boom should be mounted on the aircraft as to minimize drift caused by wingtip or rotor vortices. The minimum practical boom length should be used and must not exceed 75% of the wing span or 80% rotor diameter.

Flight speed and nozzle orientation must be considered in determining droplet size. Spray must be released at the lowest height consistent with pest control and flight safety. Do not release spray at a height greater than 10 feet above the crop canopy unless a greater height is required for aircraft safety.

When applications are made with a cross-wind, the swath will be displaced downwind. The applicator must compensate for this displacement at the downwind edge of the application area by adjusting the path of the aircraft upwind.

CHEMIGATION USE DIRECTIONS

Apply this product only through sprinkler including center pivot, lateral move, end tow, side (wheel) roll, traveler, big gun, solid set, or hand move irrigation systems. Do not apply this product through any other type of irrigation system. Do not connect an irrigation system

(including greenhouse systems) used for pesticide application to a public water system.

For LEPA irrigation, a minimum of 0.75 inch of water per acre is recommended. Where non-emulsified oils are used as the diluent, 1 to 2 pints per acre is recommended.

Results from utilizing chemigation have been variable and depend upon the set up and calibration of equipment. Crop injury, lack of effectiveness, or illegal residues in the crop can result from non-uniform distribution of treated water. Contact your State Agricultural Extension Service specialists, equipment manufacturers or other experts for consultation on the suitability of the equipment set up to obtain effective control of the target insect-pests.

A person knowledgeable of the chemigation system and responsible for its operation, or under the supervision of the responsible person, shall shut the system down and make necessary adjustments should the need arise. Failure to cease application during a mechanical stoppage may result in undesirable residues to adjacent areas.

The system must contain a functional check valve, vacuum relief valve, and low pressure drain appropriately located on the irrigation pipeline to prevent water source contamination from backflow.

The pesticide injection pipeline must contain a functional, automatic, quick-closing check valve to prevent the flow of fluid back toward the injection pump. The pesticide injection pipeline must also contain a functional, normally closed, solenoid-operated valve located on the intake side of the injection pump and connected to the system interlock to prevent fluid from being withdrawn from the supply tank when the irrigation system is either automatically or manually shut down.

The system must contain functional interlocking controls to automatically shut off the pesticide injection pump when the water pump motor stops. The irrigation line or water pump must include a functional pressure switch which will stop the water pump motor when the water pressure decreases to the point where pesticide distribution is adversely affected. Systems must use a metering pump, such as a positive displacement injection pump (e.g., diaphragm pump) effectively designed and constructed of materials that are compatible with pesticides and capable of being fitted with a system interlock.

Do not apply when wind speed favors drift beyond the area intended for treatment. LIBERTY BIF-IMID .5-.25 should be applied continuously for the duration of the water application. LIBERTY BIF-IMID .5-.25 should be diluted in sufficient volume to ensure accurate application over the area to be treated. When using chemigation, a minimum of 0.5 inch per acre of irrigation water is recommended. Agitation generally is not required when a suitable diluent is used. A diluent test should be conducted to ensure that phase separation will not occur during dilution and application. Failure to achieve a uniform dilution throughout the time of application may result in undesirable residues or less than desirable control.

COTTON (PHI 14 DAYS)

Pest	Use rates	
	Fl Oz/Acre	Pounds ai/Acre

11/18

Bandedwinged-whitefly Boll weevil Cotton aphid Cotton fleahopper Lygus spp. Plant bugs (excludes <i>Lygus hesperus</i>) Southern garden leafhopper Stink bugs spp.	14-26	.08-.15
Beet armyworm Bollworm Cabbage looper Cotton leaf perforator Cutworm spp. European corn borer Fall armyworm Pink bollworm Saltmarsh caterpillar Tobacco budworm Thrips spp. Whitefly Yellow striped armyworm	20-26	.12-.15

Restrictions: Preharvest Interval (PHI): 14 days.

Minimum interval between applications: 7 days.

Maximum amount of LIBERTY BIF-IMID .5-.25 allowed per season: 79.36 oz (0.62 lb ai/A).

Maximum amount of Bifenthrin allowed per season: 0.5 lb ai/A.

Maximum amount of Imidacloprid allowed per season: 0.16 lb ai/A.

Do not graze livestock in treated areas or cut treated crops for feed.

Do not make more than 10 synthetic pyrethroid applications (of one product or combination of products) to a cotton crop in one growing season.

APPLICATION INSTRUCTIONS: Application in Water: Apply in a minimum of 5 gallons per acre with ground equipment or 1 gallon per acre by aircraft. When applying by air, one quart of emulsified oil may be substituted for one quart of water in the finished spray.

ULV Application: Apply the listed rate of LIBERTY BIF-IMID .5-.25 in refined vegetable oil in a minimum of 1 quart of finished spray per acre with aircraft calibrated to give adequate coverage.

To Control Boll Weevil: Apply this product at an interval of 3 to 4 days until pest numbers are reduced to acceptable levels.

To Control Aphids: Apply when pest first appears. Repeat as necessary to maintain control. Higher rates will be required once a damaging threshold is established.

PEANUT ¹ (PHI 14 DAYS)

Pest	Use Rates	
	Fl Oz/Acre	Pounds AI/Acre
Aphid	14-22	.08-.13
Beet armyworm		

Corn earworm		
Cutworm spp.		
Fall armyworm		
Grasshoppers		
Green cloverworm		
Leaf hoppers		
Lesser cornstalk borer		
Loopers		
Rednecked peanut worm		
Southern armyworm		
Southern corn rootworm		
Spider mites		
Stink bugs		
Threecornered alfalfa hopper		
Thrips		
Velvetbean caterpillar		
Whiteflies		
Yellowstriped armyworm		

Restrictions: Preharvest Interval (PHI): 14 days.

Minimum interval between applications: 14 days.

Maximum amount of LIBERTY BIF-IMID .5-.25 allowed per season: 33.3 oz (0.26 lb ai/A).

Maximum amount of Bifenthrin allowed per season: 0.5 lb ai/A.

Maximum amount of Imidacloprid allowed per season: 0.13 lb ai/A.

APPLICATION INSTRUCTIONS:

¹ Use not permitted in California.

Apply foliar treatments in at least 10 gallons per acre with ground equipment at the rate of 11.2 fl oz (0.08 lb active) per acre at a minimum of 14 day intervals. Do not feed preen immature plants and peanut hay to livestock.

POTATO (PHI 21 days) (Foliar uses)

Pest	Use Rates	
	Fl Oz/Acre	Pounds ai/Acre
	Foliar Application	
Aphid spp. Leafhopper spp.	14-24	.08-.14
Banded cucumber beetle Colorado potato beetle Cucumber beetle European corn borer Grasshopper spp. Looper spp. Flea beetle spp. June beetle Potato psyllid	20-24	.12-.14

Sugarcane beetle		
Sweetpotato flea beetle		
Sweetpotato weevil		
Tuberworm		
Whitefringed beetle		
Whitefly		

Restrictions: Preharvest Interval (PHI): 21 Days
 Minimum interval between applications: 7 Days
 Maximum amount of LIBERTY BIF-IMID .5-.25 allowed per season: 51.2 oz (0.4 lb ai/A)
 Maximum, amount of Bifenthrin allowed per season: 0.20 lb ai/A.
 Maximum amount of Imidacloprid allowed per season: 0.20 lb ai/A.
 Maximum amount of LIBERTY BIF-IMID .5-.25 per Foliar Application: 12.28 fl oz/A (0.05 lb ai/A of Bifenthrin and 0.05 lb ai/A of Imidacloprid)
 Maximum amount of LIBERTY BIF-IMID .5-.25 per Season: 51.2 fl oz/A (0.20 lb ai/A of Bifenthrin and 0.20 lb ai/A of Imidacloprid). Two applications are permitted per season. It is permitted to make one at-plant application followed by a foliar application later in the same growing season.
Foliar Application: Apply in a minimum of 5 gallons per acre with ground equipment or 1 gallon per acre by aircraft. When applying by air, 1 quart of emulsified oil may be substituted for one quart of water in the finished spray. Thorough coverage is essential to achieve control.

LEGUME VEGETABLES (Except Soybeans)

DRIED BEANS AND PEAS (PHI 14 DAYS for dried shelled peas or beans)

Include: Dried cultivars of bean (*Lupinus* spp.) (*Phaseolus* spp.); and any one (includes grain lupin, sweet lupin, dried cultivar of pea (*Pisum* white lupin, and white sweet lupin); (*Phaseolus* spp.) (includes field bean, kidney bean, lima bean(dry), navy bean, pinto bean, tepary bean; bean (*Vigna* spp.) (includes adzuki bean, blackeyed pea, catjang, cowpea, Crowder pea, moth bean, mung bean, rice bean, southern pea. urd bean): broad bean (dry): chickpea: guar: lablab bean: lentil: pea (*Pisum* spp. (includes field pea: pigeon pea.

Pest	Use Rates	
	Fl Oz/Acre	Pounds AI/Acre
Aphid spp. Grasshopper Leafhopper spp. Lygus spp. Thrips (adult) (foliage feeding)	14-22	.08-.13
Alfalfa caterpillar Armyworm spp* Bean leaf beetle Cloverworm Corn earworm Corn rootworm (adult) Cucumber beetle	22	.13

Cutworm spp. European corn borer Flee beetle spp. Japanese beetle (adult) June beetle (adult) Looper spp. Mexican bean beetle Pea leaf weevil Pea weevil Sap beetle (adult) Saltmarsh caterpillar Silverspotted skipper Southern armyworm Threecornered alfalfa hopper Webworm Whitefly		
--	--	--

Restrictions: Preharvest Interval (PHI): 14 Days

Minimum interval between applications: 7 Days

Maximum amount of LIBERTY BIF-IMID .5-.25 allowed per season: 33.6 oz (0.26 lb AI per acre)

Maximum, amount of Bifenthrin allowed per season: 0.13 lb ai/A.

Maximum amount of Imidacloprid allowed per season: 0.13 lb ai/A.

REMARKS:-Apply in a minimum of 2 gallons of finished-spray per acre by air or in a minimum of 10 gallons per acre with-ground equipment. When applying by air, 1 to 2 quarts of emulsified oil may be substituted for 1 to 2 quarts of water in the finished spray. Thorough coverage is essential to achieve control.

* Including all armyworm pests except Beet armyworm.

SUCCULENT BEANS AND PEAS (PHI 7 DAYS): Crops in the Succulent Pea and Bean group, Pea (*Pisum* spp.): Dwarf pea, Edible-pod pea, English pea, Garden pea, Green pea, Snow pea, Sugar snap pea, Pigeon pea; Bean (*Phaseolus* spp.): Broadbean (succulent), Lima bean (green), Runner bean, Snap bean, Wax bean; Bean (*Vigna* spp.): Asparagus bean, Blackeyed pea, Chinese longbean, Cowpea, Moth bean, Southern pea, Yardlong bean, Jackbean, Soybean (immature seed) Sword bean.

Pest	Use Rates	
	Fl Oz/Acre	Pounds AI/Acre
Aphid spp. Grasshopper Leafhopper spp. Lygus spp. Thrips	14-22	.08-.13
Alfalfa caterpillar Bean leaf beetle Beet armyworm Cloverworm Corn earworm Corn rootworm (adult)	20-22	.12-.13

Cucumber beetle		
Cutworm spp.		
European corn borer		
Fall armyworm		
Flea beetle		
Japanese beetle (adult)		
Looper spp.		
Pea leaf weevil		
Pea weevil		
Sap beetle (adult)		
Southern armyworm		
Webworm		
Whitefly		
Yellowstriped armyworm		

Restrictions: Preharvest Interval (PHI): 7 days.

Minimum interval between applications: 7 days.

Maximum amount of LIBERTY BIF-IMID .5-.25 allowed per season: 33.2 oz (0.26 lb ai/A).

Maximum amount of Bifenthrin allowed per season: 0.20 lb ai/A.

Maximum amount of Imidacloprid allowed per season: 0.13 lb ai/A.

REMARKS: Application in Water: Apply in a minimum of 5 gallons per acre with ground equipment or 1 gallon per acre by aircraft. When applying by air, one Quart of emulsified oil may be substituted for one quart of water in the finished spray.

SOYBEANS (PHI 21 DAYS)

Pest	Use Rates	
	Fl Oz/Acre	Pounds AI/Acre
Alfalfa caterpillar		
Aphids		
Aster leafhopper		
Bean leaf beetle		
Beet armyworm*		
Cloverworm		
Corn earworm		
Corn rootworm adult		
Cucumber beetles		
Cutworms		
European corn borer	14-24	.08-.14
Fall armyworm		
Flea beetle		
Grasshoppers		
Imported cabbageworm		
Japanese beetle adult		
Leaf hoppers		
Leafminer		
Loopers		
Lygus spp.		
Mexican bean beetle (Adult)		

Pea leaf weevil		
Pea weevil		
Plant bug		
Saltmarsh caterpillar		
Sap beetle		
Southern armyworm		
Stink bugs		
Tarnished plant bug		
Thrips		
Tobacco budworm*		
Twospotted spider mite		
Webworms		
Western bean cutworm		
Whitefly		
Yellowstriped armyworm		

Restrictions: Preharvest Interval (PHI): 18 days.

***Use not permitted in California.**

Apply a maximum of two applications per season.

Minimum interval between applications: 30 days.

Maximum amount of LIBERTY BIF-IMID .5-.25 allowed per season: 24.4 oz (0.19 lb ai/A).

Maximum amount of Bifenthrin allowed per season: 0.14 lb AI/A.

Maximum amount of Imidacloprid allowed per season: 0.3 lb AI/A.

TOBACCO (PHI 14 DAYS)

Pest	Use Rates	
	Fl Oz/Acre	Pounds AI/Acre
Lygus spp. Aphid spp. Stink bug spp. Thrips	14-24	.08-.14
Armyworm spp. Chinch bugs Cutworm spp. Flea beetle (Adults) Grasshoppers Japanese beetles Stalkborers Whiteflies	20-22	.12-.13

Restrictions: Preharvest Interval (PHI): 14 days.

Minimum interval between applications: 7 days.

Maximum amount of LIBERTY BIF-IMID .5-.25 allowed per season: 51.2 oz (0.4 lb ai/A).

Maximum amount of Bifenthrin allowed per season: 0.30 lb ai/A.

Maximum amount of Imidacloprid allowed per season: 0.28 lb ai/A.

Apply a maximum of 2 applications per season.

Do not apply later than layby.

REMARKS: Application in Water: Apply. in a minimum of 10 gallons per acre with ground equipment or 5 gallon per acre by aircraft. When applying by air, 1 qt of emulsified oil may be substituted for 1 qt of water in the finished spray.

STORAGE AND DISPOSAL

Do not contaminate water, food or feed by storage or disposal.

PESTICIDE STORAGE AND SPILL PROCEDURES: Keep out of reach of children and animals.

Store in original containers only, in a cool, dry place and avoid excess heat. Do not freeze. Do not store below 40°F. Carefully open containers.

If crystals are observed, warm material to above 60°F by placing container in warm location. Shake or roll container periodically to redissolve solids.

After partial use, replace lids and close tightly. Do not put concentrate or dilute material into food or drink containers. Do not contaminate other pesticides, fertilizers, water, food or feed by storage or disposal.

In case of spill, avoid contact, isolate area, and keep out animals and unprotected persons. Confine spills.

To confine spill: If liquid, dike surrounding area or absorb with sand, cat litter, or commercial clay. If dry material, cover to prevent dispersal. Place damaged package in a holding container. Identify contents.

PESTICIDE DISPOSAL: Pesticide wastes are toxic. Improper disposal of excess pesticide, spray mixture, or rinsate is a violation of Federal law. If these wastes cannot be disposed of by use according to label instructions, contact your State Pesticide or Environmental Control Agency, or the Hazardous Waste representative of the nearest EPA Regional Office for guidance.

DISPOSAL STATEMENTS:

Nonrefillable container: Do not reuse this container to hold materials other than pesticides or dilute pesticides (rinsate). After emptying and cleaning, it may be allowable to temporarily hold rinsate or other pesticide-related materials in the container. Contact your state regulatory agency to determine allowable practices in your state. Once cleaned, some agricultural plastic

STORAGE and DISPOSAL Continued

pesticide containers can be taken to a container collection site or picked up for recycling. To find the nearest site, contact your chemical dealer or manufacturer, or contact The Agricultural Container Recycling Council (ACRC) at www.acrcycle.org.

Triple rinse or pressure rinse container (or equivalent) promptly after emptying. If recycling is not available puncture and dispose of in a sanitary landfill or by incineration or if allowed by state and local authorities by burning. If burned stay out of smoke.

For packages up to 5 gallons. Triple rinse as follows: Empty the remaining contents into application equipment or a mix tank and drain for 10 seconds after the flow begins to drip. Fill the container ¼ full with water and recap. Shake for 10 seconds. Pour rinsate into application equipment or a mix tank or store rinsate for later use or disposal. Drain for 10 seconds after the flow begins to drip. Repeat this procedure two more times. **Pressure rinse as follows:** Empty the remaining contents into application equipment or a mix tank and continue to drain for 10 seconds after the flow begins to drip. Hold container upside down over application equipment or mix tank or collect rinsate for later use or disposal. Insert pressure rinsing nozzle in the side of the container, and rinse at about 40 PSI for at least 30 seconds. Drain for 10 seconds after the flow begins to drip.

For packages greater than 5 gallons and less than 56 gallons: Triple rinse as follows: Empty the remaining contents into application equipment or a mix tank. Fill the container ¼ full with

water. Replace and tighten closures. Tip container on its side and roll it back and forth, ensuring at least one complete revolution, for 30 seconds. Stand the container on its end and tip it back and forth several times. Empty the rinsate into application equipment or a mix tank or store rinsate for later use or disposal. Repeat this procedure two more times. **Pressure rinse as follows:** Empty the remaining contents into application equipment or a mix tank and continue to drain for 10 seconds after the flow begins to drip. Hold container upside down over application equipment or mix tank or collect rinsate for later use or disposal. Insert pressure rinsing nozzle in the side of the container, and rinse at about 40 PSI for at least 30 seconds. Drain for 10 seconds after the flow begins to drip.

For packages greater than 56 gallons: To clean the container before final disposal, empty the remaining contents from this container into application equipment or mix tank. Fill the container about 10 percent full with water. Agitate vigorously or recirculate water with the pump for 2 minutes. Pour or pump rinsate into application equipment or rinsate collection system. Repeat this rinsing procedure two more times.

For refillable containers: Refill this container with pesticide only. Do not reuse this container for any other purpose. Cleaning the container before final disposal is the responsibility of the person disposing of the container. Cleaning before refilling is the responsibility of the refiller. To clean the container before final disposal, empty the remaining contents from this container into application equipment or mix tank. Fill the container about 10 percent full with water. Agitate vigorously or recirculate water with the pump for 2 minutes. Pour or pump rinsate into application equipment or rinsate collection system. Repeat this rinsing procedure two more times.

CONDITION OF SALE AND LIMITATION OF WARRANTY AND LIABILITY

NOTICE: Read the entire Directions for Use and Conditions of Sale and Limitation of Warranty and Liability before buying or using this product. If the terms are not acceptable, return the product at once, unopened, and the purchase price will be refunded.

The Directions for Use of this product must be followed carefully. It is impossible to eliminate all risks inherently associated with the use of this product. Ineffectiveness or other unintended consequences may result because of such factors as manner of use or application, weather, presence of other materials or other influencing factors in the use of the product, which are beyond the control of LIBERTY CROP PROTECTION, LLC or Seller. To the extent consistent with applicable law, all such risks shall be assumed by Buyer and User, and Buyer and User agree to hold LIBERTY CROP PROTECTION, LLC and Seller harmless for any claims relating to such factors.

LIBERTY CROP PROTECTION, LLC warrants that this product conforms to the chemical description on the label and is reasonably fit for the purposes stated in the Directions for Use, subject to the inherent risks referred to above, when used in accordance with directions under normal use conditions. This warranty does not extend to the use of this product contrary to label instructions, or under abnormal conditions or under conditions not reasonably foreseeable to or beyond the control of Seller or LIBERTY CROP PROTECTION, LLC, and Buyer and User assume the risk of any such use. **TO THE EXTENT CONSISTENT WITH APPLICABLE LAW, LIBERTY CROP PROTECTION, LLC MAKES NO WARRANTIES OF MERCHANTABILITY OR OF FITNESS FOR A PARTICULAR PURPOSE NOR ANY OTHER EXPRESS OR IMPLIED WARRANTY EXCEPT AS STATED ABOVE.**

To the extent consistent with applicable law, neither LIBERTY CROP PROTECTION, LLC nor Seller shall be liable for any incidental, consequential or special damages resulting from the use or handling of this product. **TO THE EXTENT CONSISTENT WITH APPLICABLE LAW, THE EXCLUSIVE REMEDY OF THE USER OR BUYER, AND THE EXCLUSIVE LIABILITY OF LIBERTY CROP PROTECTION, LLC AND SELLER FOR ANY AND ALL CLAIMS, LOSSES, INJURIES OR DAMAGES (INCLUDING CLAIMS BASED ON BREACH OF WARRANTY, CONTRACT, NEGLIGENCE, TORT, STRICT LIABILITY OR OTHERWISE) RESULTING FROM THE USE OR HANDLING OF THIS PRODUCT, SHALL BE THE RETURN OF THE PURCHASE PRICE OF THE PRODUCT OR, AT THE ELECTION OF LIBERTY CROP PROTECTION, LLC OR SELLER, THE REPLACEMENT OF THE PRODUCT.**

LIBERTY CROP PROTECTION, LLC and Seller offer this product, and Buyer and User accept it, subject to the foregoing Conditions of Sale and Limitation of Warranty and Liability, which may not be modified except by written agreement signed by a duly authorized representative of LIBERTY CROP PROTECTION, LLC.