



UNITED STATES ENVIRONMENTAL PROTECTION AGENCY
WASHINGTON, DC 20460

OFFICE OF CHEMICAL SAFETY
AND POLLUTION PREVENTION

August 24, 2022

Mary Beth Endres
Regulatory Manager
Liberty Crop Protection, LLC
1880 Fall River Drive, Suite 100
Loveland, CO 80538

Subject: Registration Review Label Mitigation for Paraquat Dichloride
Product Name: LIBERTY PARAQUAT CONCENTRATE
EPA Registration Number: 89168-25
Application Date: October 14, 2021
Decision Number: 579052

Dear Ms. Endres:

The Agency, in accordance with the Federal Insecticide, Fungicide and Rodenticide Act (FIFRA), as amended, has completed reviewing all the information submitted with your application to support the Registration Review of the above referenced product in connection with the Paraquat Dichloride Interim Decision, and has concluded that your submission is acceptable. The label referred to above, submitted in connection with registration under FIFRA, as amended, is acceptable.

Should you wish to add/retain a reference to the company's website on your label, then please be aware that the website becomes labeling under the Federal Insecticide Fungicide and Rodenticide Act and is subject to review by the Agency. If the website is false or misleading, the product would be misbranded and unlawful to sell or distribute under FIFRA section 12(a)(1)(E). 40 CFR 156.10(a)(5) list examples of statements EPA may consider false or misleading. In addition, regardless of whether a website is referenced on your product's label, claims made on the website may not substantially differ from those claims approved through the registration process. Therefore, should the Agency find or if it is brought to our attention that a website contains false or misleading statements or claims substantially differing from the EPA approved registration, the website will be referred to the EPA's Office of Enforcement and Compliance.

A stamped copy of your labeling is enclosed for your records. This labeling supersedes all previously accepted labeling. You must submit one copy of the final printed labeling before you release the product for shipment with the new labeling. In accordance with 40 CFR 152.130(c), you may distribute or sell this product under the previously approved labeling for 12 months from the date of this letter. After 12 months, you may only distribute or sell this product if it bears this new revised labeling or subsequently

Page 2 of 2
EPA Reg. No. 89168-25
Decision No. 579051

approved labeling. "To distribute or sell" is defined under FIFRA section 2(gg) and its implementing regulation at 40 CFR 152.3.

If you have any questions about this letter, please contact Carolyn Smith by phone at (202) 566-2273, or via email at smith.carolyn@epa.gov.

Sincerely,

Kelly W. Sherman

Kelly Sherman
Chief, Risk Management and Implementation
Branch III
Pesticide Re-Evaluation Division
Office of Pesticide Programs

Enclosure

[Front Panel]

RESTRICTED USE PESTICIDE

Due to acute toxicity. To be used by certified applicators only – NOT to be used by uncertified persons working under the supervision of a certified applicator, except that uncertified persons may transport containers as provided under the Directions for Use.

PARAQUAT DICHLORIDE GROUP 22 HERBICIDE

LIBERTY PARAQUAT CONCENTRATE

Defoliant and desiccant herbicide for the control of weeds and grasses and as a harvest aid.

CORROSIVE TO SKIN AND EYES.	CORROSIVO PARA LA PIEL Y LOS OJOS.
NEVER TRANSFER THIS PRODUCT INTO FOOD OR BEVERAGE CONTAINERS OR CONTAINERS NOT EXPLICITLY INTENDED FOR PESTICIDES.	NUNCA TRANSFERA ESTE PRODUCTO A RECIPIENTES PARA COMIDA O DE BEBIDAS O RECIPIENTES NO EXPLÍCITAMENTE PREVISTOS PARA PLAGUICIDAS.
READ ENTIRE LABEL PRIOR TO USING THIS PRODUCT.	LEA LA ETIQUETA COMPLETA ANTES DE USAR ESTE PRODUCTO.
IN THE CASE OF AN ACCIDENT, SEEK IMMEDIATE MEDICAL ATTENTION. SYMPTOMS ARE PROLONGED, PAINFUL, AND CAN BE FATAL.	EN CASO DE ACCIDENTE, BUSQUE ATENCIÓN MÉDICA INMEDIATA. LOS SÍNTOMAS SON PROLONGADOS, DOLOROSOS, Y PUEDEN SER MORTALES.

ACTIVE INGREDIENT:	% BY WT.
Paraquat dichloride (1,1'-dimethyl-4,4'-bipyridinium dichloride)	43.2%
OTHER INGREDIENTS:	56.8%
TOTAL:	100.0%

Contains 3.0 pounds paraquat cation per gallon as 4.14 pounds of paraquat dichloride salt per gallon.
Contains emetic and stench (odor).

**KEEP OUT OF REACH OF CHILDREN/
MANTENER FUERA DEL ALCANCE DE LOS NIÑOS
DANGER/PELIGRO**



POISON / VENENO

Si usted no entiende la etiqueta, busque a alguien para que se la explique a usted en detalle.
(If you do not understand the label, find someone to explain it to you in detail.)

See Inside Booklet for Additional Precautionary Statements and Directions for Use.

ACCEPTED

Aug 24, 2022

Under the Federal Insecticide, Fungicide
and Rodenticide Act as amended, for the
pesticide registered under
EPA Reg. No. 89168-25

FIRST AID	
Contains Paraquat, a Bipyridylium Herbicide. Have the product container or label with you when calling a poison control center or doctor, or going for treatment.	
IF SWALLOWED	<ul style="list-style-type: none"> • Call a poison control center or doctor IMMEDIATELY for treatment advice. • SPEED IS ESSENTIAL. Immediate medical attention is required. If available, give an adsorbent such as activated charcoal, bentonite or Fuller's Earth. • Have person sip a glass of water if able to swallow. • DO NOT induce vomiting unless told to by a poison control center or doctor. • DO NOT give anything by mouth to an unconscious person.
IF INHALED	<ul style="list-style-type: none"> • Move person to fresh air. • The odor of this product is from the stenching agent, which has been added, not from the paraquat. • If person is not breathing, call 911 or an ambulance. Call a poison control center or doctor for treatment advice.
IF IN EYES	<ul style="list-style-type: none"> • Hold eye open and rinse slowly and gently with water for 15-20 minutes. Remove contact lenses, if present, after the first 5 minutes, then continue rinsing eye. • Call a poison control center or doctor for treatment advice.
IF ON SKIN OR CLOTHING	<ul style="list-style-type: none"> • Take off contaminated clothing. • Rinse skin immediately with plenty of water for 15-20 minutes. • Call a poison control center or doctor for treatment advice.
<p>NOTE TO PHYSICIAN: Administer either activated charcoal (100g for adults or 2g/kg body weight in children) or Fuller's Earth (15% solution; 1 liter for adults or 15ml/kg body weight in children). Note: The use of gastric lavage without administration of an adsorbent has not shown any clinical benefit. DO NOT use supplemental oxygen. Eye splashes from concentrated material should be treated by an eye specialist after initial treatment. With the possibility of late onset corneal ulceration, it is advised that patients with paraquat eye injuries are reviewed by an eye specialist the day after first presentation. Use treatment that is appropriate for chemical burns. Intact skin is an effective barrier to paraquat; however, contact with irritated or cut skin or repeated contact with intact skin may result in poisoning.</p>	
HOTLINE NUMBERS:	
Have the product container or label with you when calling a poison control center or doctor, or going for treatment. For medical emergency information concerning this product call your poison control center at 1-800-222-1222 .	
For Chemical Spill, Leak, Fire or Exposure, call CHEMTREC 800-424-9300	

EPA Reg. No.: 89168-25

EPA Est. No.: _____

Net Contents: _____ Gals (_____ L)

Manufactured For:
 LIBERTY CROP PROTECTION, LLC
 1880 Fall River Drive, Suite 100
 Loveland, CO 80538

060722

[Inside Booklet]

DANGER – FATAL IF SWALLOWED OR INHALED.	PELIGRO – MORTAL SI SE INGIERE O INHALA.
CAUSES SEVERE EYE INJURY.	CAUSA LESIONES GRAVES EN LOS OJOS.
CORROSIVE TO SKIN.	CORROSIVO PARA LA PIEL.
NEVER TRANSFER THIS PRODUCT INTO FOOD OR BEVERAGE CONTAINERS OR CONTAINERS NOT EXPLICITLY INTENDED FOR PESTICIDES.	NUNCA TRANSFEIERA ESTE PRODUCTO A RECIPIENTES PARA COMIDA O DE BEBIDAS O RECIPIENTES NO EXPLÍCITAMENTE PREVISTOS PARA PLAGUICIDAS.
STORE TIGHTLY CLOSED IN ORIGINAL CONTAINER, AND IN A LOCKED PLACE AWAY FROM CHILDREN AND ANIMALS.	GUARDE BIEN CERRADO EN EL ENVASE ORIGINAL Y EN UN LUGAR CERRADO LEJOS DE NIÑOS Y ANIMALES.
NEVER USE THIS PRODUCT IN RESIDENTIAL OR PUBLIC RECREATIONAL SETTINGS (E.G. HOMES, HOME GARDENS, SCHOOLS, RECREATIONAL PARKS, GOLF COURSES, AND/OR PLAYGROUNDS).	NUNCA USE ESTE PRODUCTO EN ÁREAS RESIDENCIALES O PÚBLICAS (COMO HOGARES, JARDINES, ESCUELAS, PARQUES RECREATIVOS, CAMPOS DE GOLF, O SALONES DE JUEGOS).
THIS PRODUCT IS TOXIC! AN ALERTING AGENT (ODOR) HAS BEEN ADDED TO HELP PREVENT ACCIDENTAL INGESTION.	¡ESTE PRODUCTO ES TÓXICO! SE HA AGREGADO UN AGENTE DE ALERTA (OLOR) PARA AYUDAR A PREVENIR SU INGESTIÓN ACCIDENTAL.
SEE BACK OF PRODUCT CONTAINER FOR IMPORTANT SAFETY INFORMATION.	LA PARTE POSTERIOR DEL ENVASE DEL PRODUCTO TIENE INFORMACIÓN DE SEGURIDAD IMPORTANTE.

**PRECAUTIONARY STATEMENTS
HAZARDS TO HUMANS AND DOMESTIC ANIMALS**

DANGER: May be fatal if swallowed. Fatal if inhaled. Corrosive. Causes irreversible eye damage. Harmful if absorbed through skin. **DO NOT** breathe spray mist. **DO NOT** get in eyes, on skin, or on clothing. Prolonged or frequently repeated skin contact may cause allergic reactions in some individuals. Wash thoroughly with soap and water after handling and before eating, drinking, chewing gum, using tobacco, or using the toilet. Remove and wash contaminated clothing before reuse.

IMPORTANT: Inhalation is an unlikely route of exposure due to low vapor pressure and large spray droplet size, but mucosal irritation or nose bleeds may occur. Prolonged contact with this concentrated product can irritate your skin.

PERSONAL PROTECTIVE EQUIPMENT (PPE)

Applicators and other handlers (other than mixers and loaders) must wear:

- Long-sleeved shirt and long pants
- Chemical-resistant gloves made of barrier laminate, nitrile rubber ≥14 mils, neoprene rubber ≥14 mils, or Viton® ≥14 mils
- Shoes plus socks
- Protective eyewear
- **For other handlers (other than mixers and loaders):** Wear a minimum of a NIOSH-approved particulate filtering facepiece respirator with any R or P filter; OR a NIOSH-approved elastomeric particulate respirator with any R or P filter; OR a NIOSH-approved powered air purifying respirator with HE filters.
- **For applicators:** When applying to 80 acres or less in a 24-hour period, if not using an enclosed cab, applicators must wear a minimum of a NIOSH-approved particulate filtering facepiece respirator with any R or P filter; OR a NIOSH-approved elastomeric particulate respirator with any R or P filter; OR a NIOSH-approved powered air purifying respirator with HE filters.

- **For applicators:** When applying to more than 80 acres in a 24-hour period, applications must be made using an enclosed cab. Enclosed cabs must have a nonporous barrier that totally surrounds occupant and prevents contact with pesticides outside of the cab.

Mixers and loaders must wear:

- Long-sleeved shirts and long pants
- Chemical-resistant gloves made of barrier laminate, nitrile rubber ≥14 mils, neoprene rubber ≥14 mils, or Viton® ≥14 mils
- Shoes plus socks
- Chemical resistant apron
- Face shield
- Wear a minimum of a NIOSH-approved particulate filtering facepiece respirator with any R or P filter; OR a NIOSH-approved elastomeric particulate respirator with any R or P filter; OR a NIOSH-approved powered air purifying respirator with HE filters.

Discard clothing and other absorbent materials that have been drenched or heavily contaminated with this product’s concentrate. **DO NOT** reuse them. Follow manufacturer’s instructions for cleaning/maintaining PPE. If no such instructions for washables exist, use detergent and hot water. Keep and wash PPE separately from other laundry.

Engineering Controls

Handlers performing mixing and loading activities using paraquat closed systems may not reduce or modify handler PPE requirements as described in 40 CFR 170.607 of the Worker Protection Standard for agricultural pesticides. When applying to more than 80 acres in a 24-hour period, applications must be made using an enclosed cab. Enclosed cabs must have a nonporous barrier that totally surrounds occupant and prevents contact with pesticides outside of the cab.

<p>USER SAFETY RECOMMENDATIONS</p> <p>Users should:</p> <ul style="list-style-type: none"> • Wash hands before eating, drinking, and chewing gum, using tobacco or using the toilet. • Remove clothing/PPE immediately if pesticide gets inside. Then wash thoroughly and put on clean clothing. • Remove PPE immediately after handling this product. • Wash the outside of gloves before removing. • As soon as possible, wash thoroughly and change into clean clothing.
--

ENVIRONMENTAL HAZARDS

This product is **toxic to wildlife**. **DO NOT** apply directly to water, or to areas where surface water is present, or to intertidal areas below the mean high water mark. **DO NOT** contaminate water when cleaning equipment or disposing of equipment wash water.

Paraquat dichloride is **toxic to nontarget crops and plants** if off-target movement occurs because it desiccates all green plant tissue. Extreme care must be taken to ensure that off-target drift is minimized to the greatest extent possible. Refer to the local state laws, regulations, guidelines, and spray drift information contained in the ‘Directions for Use’ section for proper application to avoid off-target movement. **DO NOT** apply under conditions unfit for sale, use, or consumption. **DO NOT** apply when weather conditions favor drift from treated areas. To avoid drift, **DO NOT** make aerial application during periods of thermal inversion.

Non-Target Organism Advisory

This product is toxic to plants and may adversely impact the forage and habitat of non-target organisms, including pollinators, in areas adjacent to the treated site. Protect the forage and habitat of non-target organisms by following label directions intended to minimize spray drift.

PHYSICAL AND CHEMICAL HAZARDS

This product is **mildly corrosive to aluminum** and produces hydrogen gas which may form a highly combustible gas mixture. **DO NOT** mix or store in containers, spray tanks, nurse tanks, or such systems made of aluminum or having aluminum fittings. The product is compatible with high density polyethylene and rubber-lined steel containers.

CERTIFIED APPLICATOR TRAINING

Applicators must complete an EPA-approved paraquat training listed on the following website <https://www.epa.gov/pesticide-worker-safety/paraquat-dichloride-training-certified-applicators>. The training must be completed a minimum of every three years.

DIRECTIONS FOR USE

Restricted Use Pesticide: It is a violation of Federal law to use this product in a manner inconsistent with its labeling.

DO NOT apply this product in a way that will contact workers or other persons, either directly or through drift. Only protected handlers may be in the area during application. For any requirements specific to your State or Tribe, consult the agency responsible for pesticide regulation. **DO NOT** use this product in residential or public recreational settings (e.g. homes, home gardens, schools, recreational parks, golf courses, and/or playgrounds).

AGRICULTURAL USE REQUIREMENTS

Use this product only in accordance with its labeling and with the Worker Protection Standard 40 CFR part 170. This Standard contains requirements for the protection of agricultural workers on farms, forests, nurseries, and greenhouses, and handlers of agricultural pesticides. It contains requirements for training, decontamination, notification, and emergency assistance. It also contains specific instructions and exceptions pertaining to the statements on this label about personal protective equipment (PPE) and restricted-entry interval. The requirements in this box only apply to use of this product that are covered by the Worker Protection Standard.

For all applications except cotton desiccation: DO NOT enter or allow worker entry into treated areas during the restricted entry interval (REI) of 48 hours.

For cotton desiccation applications: DO NOT enter or allow worker entry into treated areas during the restricted-entry interval (REI) of 7 days.

If the REI and PHI for the use are different values, users are required to adhere to the longer interval.

PPE required for early entry to treated areas that is permitted under the Worker Protection Standard and that involves contact with anything that has been treated, such as plants, soil, or water is:

- Coveralls,
- Chemical-resistant gloves made of barrier laminate, nitrile rubber ≥14 mils, neoprene rubber ≥14 mils, or Viton® ≥14 mils,
- Shoes plus socks, and
- Protective eyewear

NON-AGRICULTURAL USE REQUIREMENTS

The requirements in this box apply to uses of this product that are NOT within the scope of the Worker Protection Standard for agricultural pesticides (40 CFR Part 170). The WPS applies when this product is used to produce agricultural plants on farms, forests, nurseries, or greenhouses.

DO NOT enter or allow others to enter the treated area until sprays have dried. AVOID working in spray mist.

Keep all unprotected persons out of operating areas or vicinity where there may be danger of drift.

Certain states may require more restrictive reentry intervals; consult your State Department of Agriculture for further information.

PRODUCT INSTRUCTIONS AND INFORMATION

DO NOT apply this product through any type of irrigation system.

The built-in chemical extraction probe must be rinsed within the pesticide container prior to removal.

When LIBERTY PARAQUAT CONCENTRATE is applied at less than 10 gallons per acre finished spray volume, a drift control or spray deposition additive SHOULD be used. Refer to the additive label for rates of applications, directions for use, limitations, and restrictions.

RESISTANCE-MANAGEMENT RECOMMENDATIONS

Paraquat dichloride the active ingredient in this product, is a Group 22 herbicide. Any weed population may contain or develop plants naturally resistant to this product and other Group 22 herbicides. The resistant biotypes may dominate the weed population if these herbicides are used repeatedly in the same field. Appropriate resistance-management strategies should be followed.

Weed Management

To delay herbicide resistance, take one or more of the following steps:

- Rotate the use of this product or other Group 22 herbicides within a growing season sequence or among growing seasons with different herbicide groups that control the same weeds in the field.
- Use tank mixtures with herbicides from a different group if such use is permitted; where information on resistance in target weed species is available, use the less resistance-prone partner at a rate that will control the target weed(s) equally as well as the more resistance-prone partner. Consult your local extension service or certified crop advisor if you are unsure as to which active ingredient is currently less prone to resistance.
- Adopt an integrated weed-management program for herbicide use that includes scouting and uses historical information related to herbicide use and crop rotation, and that considers tillage (or other mechanical control methods), cultural (e.g., higher crop seeding rates; precision fertilizer application method and timing to favor the crop and not the weeds), biological (weed-competitive crops or varieties) and other management practices.
- Scout before and after herbicide application to monitor weed populations for early signs of resistance development. Indicators of possible herbicide resistance include: (1) failure to control a weed species normally controlled by the herbicide at the dose applied, especially if control is achieved on adjacent weeds; (2) a spreading patch of non-controlled plants of a particular weed species; (3) surviving plants mixed with controlled individuals of the same species. If resistance is suspected, prevent weed seed production in the affected area by an alternative herbicide from a different group or by a mechanical method such as hoeing or tillage. Prevent movement of resistant weed seeds to other fields by cleaning harvesting and tillage equipment when moving between fields, and planting clean seed.
- If a weed pest population continues to progress after treatment with this product, discontinue use of this product, and switch to another management strategy or herbicide with a different mode of action, if available.
- Contact your local extension specialist or certified crop advisors for additional pesticide resistance-management and/or integrated weed-management recommendations for specific crops and weed biotypes.
- For further information or to report suspected resistance, contact LIBERTY CROP PROTECTION, LLC at 844-425-8488.

Management of Resistant Biotypes

Since the occurrence of resistant weeds cannot be determined until after product use and scientific confirmation, manufacturer is not responsible for any losses that may result from the failure of this product to control resistant weed biotypes.

The following good agronomic practices are recommended to reduce the spread of resistant biotypes:

- If a naturally occurring resistant biotype is present in your application site, this product should be tank mixed or applied sequentially with an appropriately labeled herbicide with a different mode of action to achieve control.
- Cultural and mechanical control practices (e.g. crop rotation or tillage) may also be used as appropriate.

- Scout treated application site after herbicide applications and control escaping weeds including resistant biotypes before they set seed.
- Thoroughly clean equipment before leaving fields known to contain resistant biotypes.
- Contact your local sales representative, crop advisor, or extension agent to find out if suspected resistant weeds to this Mode of Actions have been found in your region. If resistant biotypes of target weeds have been reported, use the application rates of this product specified for your local conditions. Tank mix products so that there are multiple effective mechanisms of actions for each target weed.

Integrated Pest (Weed) Management

This product may be integrated into an overall weed pest management strategy whenever the use of an herbicide is required. Practices known to reduce weed development (tillage, crop competition) and herbicide use (weed scouting, proper application timing, banding) should be followed wherever possible. Consult local agricultural and weed authorities for additional IPM strategies established for your area.

MANDATORY SPRAY DRIFT MANAGEMENT

Aerial Applications:

- **DO NOT** release spray at a height greater than 10 feet above the ground or vegetative canopy, unless a greater application height is necessary for pilot safety.
- **DO NOT** apply within 50 to 75 feet of a residential area. (For applications of more than 0.6 pounds cation per acre, a buffer of 75 feet is required. For applications of 0.6 pounds cation per acre or lower, a buffer of 50 feet is required.) Residential areas include schools, homes, playgrounds, parks, athletic fields, residential lawns, gardens, and other areas where children may be present.
- Applicators are required to use a medium or coarser droplet size (ASABE S641).
- **DO NOT** apply when wind speeds exceed 10 mph at the application site. Applicators must use 1/2 swath displacement upwind at the downwind edge of the field.
- The boom length must not exceed 65% of the wingspan for airplanes or 75% of the rotor blade diameter for helicopters.
- **DO NOT** apply during temperature inversions.

Ground Boom Applications:

- User must only apply with the release height recommended by the manufacturer, but no more than 4 feet above the ground or crop canopy.
- Select nozzle and pressure that deliver medium or coarser droplet size (ASABE S572).
- **DO NOT** apply when wind speeds exceed 10 mph at the application site.
- **DO NOT** apply during temperature inversions.

SPRAY DRIFT ADVISORIES

THE APPLICATOR IS RESPONSIBLE FOR AVOIDING OFF-SITE SPRAY DRIFT. BE AWARE OF NEARBY NON-TARGET SITES AND ENVIRONMENTAL CONDITIONS.

IMPORTANCE OF DROPLET SIZE

An effective way to reduce spray drift is to apply large droplets. Use the largest droplets that provide target pest control. While applying larger droplets will reduce spray drift, the potential for drift will be greater if applications are made improperly or under unfavorable environmental conditions.

Controlling Droplet Size – Aircraft

- **Adjust Nozzles** - Follow nozzle manufacturers' recommendations for setting up nozzles. Generally, to reduce fine droplets, nozzles should be oriented parallel with the airflow in flight.

Controlling Droplet Size – Ground Boom

- **Volume** - Increasing the spray volume so that larger droplets are produced will reduce spray drift. Use the highest practical spray volume for the application. If a greater spray volume is needed, consider using a nozzle with a higher flow rate.
- **Pressure** - Use the lowest spray pressure recommended for the nozzle to produce the target spray volume and droplet size.
- **Spray Nozzle** - Use a spray nozzle that is designed for the intended application. Consider using nozzles designed to reduce drift.

BOOM HEIGHT – Ground Boom

For ground equipment, the boom should remain level with the crop and have minimal bounce.

SHIELDED SPRAYERS

Shielding the boom or individual nozzles can reduce spray drift. Consider using shielded sprayers. Verify that the shields are not interfering with the uniform deposition of the spray on the target area.

TEMPERATURE AND HUMIDITY

When making applications in hot and dry conditions, use larger droplets to reduce effects of evaporation.

TEMPERATURE INVERSIONS

Drift potential is high during a temperature inversion. Temperature inversions are characterized by increasing temperature with altitude and are common on nights with limited cloud cover and light to no wind. The presence of an inversion can be indicated by ground fog or by the movement of smoke from a ground source or an aircraft smoke generator. Smoke that layers and moves laterally in a concentrated cloud (under low wind conditions) indicates an inversion, while smoke that moves upward and rapidly dissipates indicates good vertical air mixing. Avoid applications during temperature inversions.

WIND

Drift potential generally increases with wind speed. **AVOID APPLICATIONS DURING GUSTY WIND CONDITIONS.**

Applicators need to be familiar with local wind patterns and terrain that could affect spray drift.

Sensitive Areas

The pesticide should only be applied when the potential for drift to adjacent sensitive areas (e.g., residential areas, bodies of water, known habitat for threatened or endangered species, non-target crops) is minimal (e.g., when wind is blowing away from the sensitive areas).

PRODUCT INFORMATION

LIBERTY PARAQUAT CONCENTRATE is a liquid formation containing 3 pounds of active ingredient per gallon. It contains a nontoxic odor to help prevent accidental ingestions. It also contains an emetic (an agent which will induce vomiting if the product is swallowed).

CLOSED SYSTEM USE

Containers with capacities less than 120 gallons: This product must only be removed from the original container with a closed transfer system. Any subsequent transfer of this product must utilize a closed transfer system. Any attempt to circumvent the closed transfer system is prohibited.

Containers with capacities greater than or equal to 120 gallons: A closed transfer system is not required.

TRANSPORTATION

Persons who are not certified applicators may transport containers of paraquat that have been opened, subject to the following conditions:

- Closures have been applied by a certified applicator to all openings on the paraquat container, including tank cars, so the closures are secured against loosening and prevent any non-negligible release of paraquat from the openings.
- Each opening on portable containers containing non-negligible amounts of paraquat must have a tamper-evident device applied by a certified applicator, a one-way valve, or both for portable refillable containers used to sell or distribute pesticides.
- Containers of paraquat not permanently attached to a motor vehicle must be secured against shifting, including relative motion between packages, within the vehicle.
- Truck drivers who are not certified applicators must not transfer paraquat or any formulation containing paraquat into or out of the container or tank car.
- Truck drivers who are not certified applicators must have no contact with or access to paraquat or any formulation containing paraquat.
- Any full or emptied portable containers of paraquat must be delivered to a certified applicator, to a secured and locked storage facility controlled by the certified applicator, or to a licensed waste disposal facility.

- A certified applicator must ensure that truck drivers understand the risks associated with paraquat, the consequences of misuse, and the conditions outlined herein.

APPLICATION

LIBERTY PARAQUAT CONCENTRATE is a contact herbicide for control or suppression of a broad spectrum of emerged weeds including most small annual broadleaf and grass weeds. It can also be used to suppress perennial weeds by destroying green foliage and as a desiccant/defoliant at harvest.

Complete coverage of target weeds is necessary to get good control because LIBERTY PARAQUAT CONCENTRATE is a contact-type herbicide. It is also necessary to obtain complete coverage for good crop desiccation and defoliations. Undesirable weed control and undesirable crop desiccation/defoliation will result if improper application technique and/or application to large, stressed, or mown weeds are made. Refer to the following details for specific application instructions.

Thorough coverage of all green foliage is required for efficacious weed control and crop defoliation and desiccation because LIBERTY PARAQUAT CONCENTRATE requires actively growing green plant tissue to function.

Drought-stressed weeds, weeds with little green foliage (i.e., mowed or cut weeds), or mature woody bark of trees and vines are unaffected by application with LIBERTY PARAQUAT CONCENTRATE.

There is no residual soil activity to affect later-planted crops or later germinating weeds because clay and organic matter rapidly tie up LIBERTY PARAQUAT CONCENTRATE.

ROTATIONAL CROPS

After the last application LIBERTY PARAQUAT CONCENTRATE, all rotational crops may be planted immediately.

RAINFASTNESS

Rain occurring 30 minutes or more after application will have no effect on the activity of LIBERTY PARAQUAT CONCENTRATE because it is rapidly absorbed by the weed foliage.

USE OF A NONIONIC SURFACTANT OR CROP OIL CONCENTRATE

The following should always be added and be used at the listed rates or there will be a reduction in efficacy of LIBERTY PARAQUAT CONCENTRATE.

Nonionic Surfactant: Either add a nonionic surfactant cleared for the current use containing 50-74% surface-action agent at 0.25% v/v (2 pints per 100 gallons), or add nonionic surfactant containing 75% or more surface-active agent at 0.125% v/v (1 pint per 100 gallons), of the finished spray volume for ground applications. Add a nonionic surfactant at 0.25% v/v (2 pints per 100 gallons) of the finished spray volume for aerial applications.

Crop Oil Concentrate: For ground applications, add a non-phytotoxic crop oil concentrate cleared for the current use that contains 15 to 20% approved emulsifier, with 1.0% v/v, (1 gallon per 100 gallons) of the finished spray volume. Add 1 pint of crop oil concentrate per acre for aerial applications. **For cotton harvest aid, DO NOT use crop oil concentrate when using LIBERTY PARAQUAT CONCENTRATE.**

NOZZLE SELECTION

The use of flat-fan nozzles is the most effective application of LIBERTY PARAQUAT CONCENTRATE. The use of flood nozzles may result in a reduction of weed control due to inadequate coverage because they produce large uneven droplets.

Use only flat fan nozzles when spraying less than 20 gallons of spray carrier per acre using the following table.

Recommended Nozzle Type and Spray Pressures and Setup

	Nozzle Type	
	Flat Fan	Flood
Maximum Size	8	15
Spray Pressure (at nozzle)	30-50 psi	30-50 psi
Maximum Nozzle Spacing	30"	40"
Direction of Spray Pattern	Down	Down
Maximum Speed	10 mph	10 mph
Spray Overlap (at each edge)	30%	50%

Reduced control will result if nozzles, pressures, or setups differ from the above chart.

SPRAY CARRIER

LIBERTY PARAQUAT CONCENTRATE may be inactivated by muddy water, or suspension-type fertilizers containing clay. Therefore, always use clean water (free of mud or clay), clear liquid nitrogen, or complete clear liquid fertilizers as the carrier when spraying this product. Never use suspension-type fertilizers containing clay as the spray carrier. Always use the higher specified label rates of LIBERTY PARAQUAT CONCENTRATE and surfactant if using a complete clear liquid fertilizer containing high phosphate levels as the spray carrier.

Note: It is important that when using liquid fertilizers such as 28% N as a spray carrier, that nonionic surfactant still be used with LIBERTY PARAQUAT CONCENTRATE. The use of liquid fertilizer carriers are not substitutes for surfactants.

RATES OF LIBERTY PARAQUAT CONCENTRATE

With each use follow rates listed in the following tables. When weeds are larger or are dense, use the higher specified label rates. For use as a harvest aid, use higher specified rate when crop vegetation is dense.

SPRAY VOLUME

With each use, follow rates listed in the following tables. Spray volumes should be increased as necessary to obtain complete coverage of the target weed or plant without runoff from the foliage, because **the volumes listed are minimum volumes only.**

TARGET WEEDS SHOULD NOT EXCEED SIX INCHES IN HEIGHT WHEN SPRAYING LESS THAN 20 GALLONS OF SPRAY CARRIER PER ACRE.

APPLICATION TIMING

Applications should be made to small emerged weeds. Larger weeds more than 6 inches in height may be more difficult to control than weeds 1 to 6 inches in height. If possible, when green foliage is removed either from grazing or mowing, allow the weeds to grow 2 to 4 inches in height. Also, during harvesting forage or grain crops before spraying, weeds present in the field are also cut. Therefore, raise cutter bars as high as possible from the ground to cut stubble and weeds at a greater height, allowing sufficient green foliage to remain for applications.

METHODS OF APPLICATION

Application methods listed on this label are the only permissible application methods. **DO NOT** apply this product by mechanically pressurized handgun or backpack sprayer. Application by manually pressurized handwand is permitted.

Individual applicators must not apply this product aerially to more than 350 acres in a 24-hour period, except for cotton and soybean desiccation applications. There is no acreage limit for the treatment of cotton or soybean for desiccation purposes.

BURNDOWN OF GRASS COVER CROPS OR VOLUNTEER CEREALS

The best results occur for control of grass cover crops or volunteer cereals when LIBERTY PARAQUAT CONCENTRATE is applied prior to tillering or after boot stage, especially with a wheat cover crop or volunteer wheat. Complete control may not be achieved with treatments made between tillering and boot stage. Complete control of perennial cover crops should not be expected.

ENVIRONMENTAL CONDITIONS

This product is active over a wide range of environmental conditions such as cool (below 55°F), cloudy or overcast weather. However, these conditions will slow the activity of LIBERTY PARAQUAT CONCENTRATE.

SPOT SPRAYING

Refer to the following table if only small areas are to be sprayed with labeled applications.

Mixing Instructions for Small Quantities for Spot Spraying

If the Broadcast Rate per Acre for LIBERTY PARAQUAT CONCENTRATE is:	Add the Following Amount of LIBERTY PARAQUAT CONCENTRATE to 1 Gallon of Water
1.5 pts.	0.33 fl. oz.
2 pts.	0.375 fl. oz.
2.5 pts.	0.5 fl. oz.
3 pts.	0.66 fl. oz.

Add 0.33 to 0.5 fluid ounces of a nonionic surfactant for each gallon of spray at all times. Thoroughly wet the foliage, but not to the point of runoff when spot spraying in this manner.

TANK MIXING: ENHANCED BURNDOWN OF DIFFICULT-TO-CONTROL WEEDS AND FOR RESIDUAL WEED CONTROL

It is the pesticide user's responsibility to ensure that all products are registered for the intended use. Read and follow the applicable restrictions and limitations and directions for use on all product labels involved in tank mixing. Users must follow the most restrictive directions for use and precautionary statements of each product in the tank mixture.

Photosynthetic Inhibitor Herbicides

To control difficult weeds, tank mix LIBERTY PARAQUAT CONCENTRATE with other herbicides. The addition of other photosynthetic inhibitors (PSI) herbicides will slow the activity of LIBERTY PARAQUAT CONCENTRATE. This allows LIBERTY PARAQUAT CONCENTRATE to thoroughly distribute throughout a treated leaf, thus achieving better control than if LIBERTY PARAQUAT CONCENTRATE was applied alone.

LIBERTY PARAQUAT CONCENTRATE may be applied in tank mixture with the following PSI herbicides:

Atrazine	Metribuzin + Chlorimuron Ethyl
Atrazine + Alachlor	Metribuzin + Metolachlor/S-metolachlor
Atrazine + Metolachlor/S-metolachlor	Metolachlor/S-metolachlor
Diuron	Prometryn
Fluometuron	Simazine
Linuron	Terbacil
Linuron + Chlorimuron ethyl	Tebuthiuron
Metribuzin	

Improved Weed Control with PSI's

The addition of a PSI herbicide will help improve the control of difficult weeds listed below. Make a second application for best results.

Barnyardgrass	Kochia	Perennial weeds (suppression only)
Broadleaf signal grass	Lambsquarters	Prickly lettuce
Cheatgrass	Malva (cheeseweed)	Sedges
Cocklebur	Marestail	Tansymustard
Fall panicum	Morningglory	Velvetleaf
Giant ragweed	Pennsylvania smartweed	Volunteer wheat
Knotweed		

Improved Control of Perennial and Annual Broadleaf Weeds

Tank mixing with labeled 2,4-D ester (Low Volatile), 2,4-DB dicamba or fomesafen will help improve control when perennial broadleaf weeds such as Canada thistle, bindweed, dandelion, etc., or difficult to control annual broadleaf weeds such as giant ragweed or morningglory are present. Reduced grass control may be achieved when tank mixing the amine formulation of 2,4-D with LIBERTY PARAQUAT CONCENTRATE.

Order of Tank Mixing

It is advisable to tank mix LIBERTY PARAQUAT CONCENTRATE and other listed products as follows:

1. Fill spray tank 1/2 full with clean water or other approved carriers such as clear liquid fertilizer.
2. Begin tank agitation and continue throughout mixing and spraying.
3. Add dry formulations (WP, DF, etc.) to tank.
4. Add liquid formulations (SC, EC, L, etc.) to tank.
5. Add LIBERTY PARAQUAT CONCENTRATE to tank.
6. Add nonionic surfactant to tank.
7. Fill remainder of spray tank.

Tank mix compatibility testing (a.k.a., jar testing) is prohibited. For approved tank mix partners other than those listed above, please contact your LIBERTY sales representative [or website address place holder].

PRODUCT PRECAUTIONS AND RESTRICTIONS

EQUIPMENT

LIBERTY PARAQUAT CONCENTRATE is **corrosive to aluminum**. Thoroughly flush all aluminum spray equipment and aluminum aircraft structures that are exposed to spray solution or spray drift with water immediately after use. The activity of LIBERTY PARAQUAT CONCENTRATE may be reduced in dry areas where dust stirred up by high winds or equipment tires can coat weed or plant leaves. Therefore, avoid applications in extremely dusty conditions.

PRODUCT PRECAUTIONS

- **Unless otherwise indicated, LIBERTY PARAQUAT CONCENTRATE will severely injure or kill crop plants emerged at time of application if they come in contact with sprays.**
- To enable maximum weed and grass emergence prior to treatment, seedbeds and plantbeds should be formed as far ahead of planting and treatment as possible.
- Avoid disturbing soil when seeding or transplanting.
- Transplanted plants may become damaged when they come in contact with plastic mulch used for preplant weed control and that has been treated with this product. To prevent damage to the crop, sufficient wash-off such as rainfall or sprinkler irrigation prior to planting may be needed.
- LIBERTY PARAQUAT CONCENTRATE will be ineffective in controlling or suppressing weeds and grasses that have emerged after application.

PRODUCT RESTRICTIONS

- **DO NOT** pasture livestock in treated fields or feed treated foliage in cotton when this product is used as a cotton harvest aid.
- **DO NOT** use this product in residential or public recreational settings (e.g. homes, home gardens, schools, recreational parks, golf courses, and/or playgrounds).
- **DO NOT** apply to soils lacking clay minerals such as peat, muck, pure sand, artificial planting media for preplant and preemergence (to the crop) uses.

- Individual applicators must not apply this product aerially to more than 350 acres in a 24-hour period, except for cotton and soybean desiccation applications. There is no acreage limit for the treatment of cotton or soybean for desiccation purposes.
- Human flaggers must not be used when making aerial applications.
- **DO NOT** apply this product by mechanically pressurized handgun or backpack sprayer. Application by manually pressurized handwand is permitted.

CROP USE DIRECTIONS

Crop	Weeds	Use Pattern	LIBERTY PARAQUAT CONCENTRATE Rate Per Acre	Minimum Total Spray Per Acre	Grazing or Pre Harvest Interval (days)
ALFALFA (California only) New seedlings		Broadcast	0.7-1.3 pts. See Table 2.	Ground: 10 gals. Air: 5 gals.	70
<p>Directions</p> <ul style="list-style-type: none"> • Applications should be made during late winter or early spring. <p>Precautions</p> <ul style="list-style-type: none"> • Alfalfa foliage present at time of application will be burned. • Replanting may be needed due to the reduction of seedling stands. <p>Restrictions</p> <ul style="list-style-type: none"> • DO NOT apply more than 1.3 pints (0.5 lb cation) per acre per application. • DO NOT apply more than 1.3 pints (0.5 lb cation) per acre per year. • DO NOT apply more than 0.5 lb cation per acre per year of paraquat containing products for New Seedling Grown for Hay in California only. • DO NOT make more than 1 application per year. • DO NOT cut or harvest within 70 days after application. • DO NOT apply to seedling alfalfa grown for seed. 					
ALFALFA Preplant or Preemergence (No-till or Conventional planting)		Broadcast or Banded Over Row	1.7-2.7 pts.	Ground: 10 gals. Air: 5 gals.	
<p>Directions</p> <ul style="list-style-type: none"> • Apply prior to emergence of the crop. • Avoid disturbing soil when seeding. <p>Precautions</p> <ul style="list-style-type: none"> • Crop plants emerged at time of application will be killed. <p>Restrictions</p> <ul style="list-style-type: none"> • DO NOT apply more than 2.7 pints (1.0 lb cation) per acre per application. • DO NOT apply more than 2.7 pints (1.0 lb cation) per acre per year. • DO NOT make more than 2 applications per year. • Minimum Retreatment Interval: 7 days 					
ALFALFA Dormant Season Established Plantings Region A - See	Weeds, including bluegrass, chickweed, henbit, downy brome, ryegrass, cheatgrass,	Broadcast	1.3 - 2.0 pts.	Ground: 10 gals. Air: 5 gals.	42

Crop	Weeds	Use Pattern	LIBERTY PARAQUAT CONCENTRATE Rate Per Acre	Minimum Total Spray Per Acre	Grazing or Pre Harvest Interval (days)
table at end of Alfalfa section	dogfennel, tansymustard, London Rocket, Sowthistle, rescue brome, wild oats, and other winter annuals; and suppression of perennial weeds				
<p>Directions</p> <ul style="list-style-type: none"> • After the crop is dormant, apply to well-established stands that are at least 1-year old. • For improved and longer-lasting weed control, tank mix with metribuzin. • It is the pesticide user's responsibility to ensure that all products are registered for the intended use. Read and follow the applicable restrictions and limitations and directions for use on all product labels involved in tank mixing. Users must follow the most restrictive directions for use and precautionary statements of each product in the tank mixture. <p>Precautions</p> <ul style="list-style-type: none"> • Yield of first cutting may be reduced because alfalfa foliage present at the time of application will be burned. <p>Restrictions</p> <ul style="list-style-type: none"> • DO NOT apply more than 2.0 pints (0.75 lb cation) per acre per application. • DO NOT apply more than 2.0 pints (0.75 lb cation) per acre per year. • DO NOT make more than 1 application per year. • Fall Regrowth: DO NOT apply if last cutting is greater than 6 inches. • Spring regrowth: DO NOT apply if last cutting is greater than 2 inches. 					
ALFALFA Dormant Season Tank Mix with Hexazinone Region A - See table at end of Alfalfa section	Weeds, including chickweed, downy brome, and tansymustard.	Broadcast	0.7 - 1.3 pts.	Ground: 10 gals. Air: 5 gals.	42
<p>Directions</p> <ul style="list-style-type: none"> • When weeds are less than 4 inches tall apply at 0.7 pint rate LIBERTY PARAQUAT CONCENTRATE. • Mix LIBERTY PARAQUAT CONCENTRATE with labeled rate of hexazinone per acre. • Use lower rate of hexazinone on loamy sands, or sandy loams. • It is the pesticide user's responsibility to ensure that all products are registered for the intended use. Read and follow the applicable restrictions and limitations and directions for use on all product labels involved in tank mixing. Users must follow the most restrictive directions for use and precautionary statements of each product in the tank mixture. • During the dormant season, make one application to established alfalfa stands. <p>Precautions</p> <ul style="list-style-type: none"> • Temporary chlorosis may occur on alfalfa re-growth. • Increased chances of crop injury may occur if stress which may be caused in part by low fertility, disease, insects, winterkill, over cutting, drought or frost. <p>Restrictions</p> <ul style="list-style-type: none"> • DO NOT apply more than 1.3 pints (0.5 lb cation) per acre per application. 					

Crop	Weeds	Use Pattern	LIBERTY PARAQUAT CONCENTRATE Rate Per Acre	Minimum Total Spray Per Acre	Grazing or Pre Harvest Interval (days)
<ul style="list-style-type: none"> • DO NOT apply more than 1.3 pints (0.5 lb cation) per acre per year. • DO NOT make more than 1 application per year. • Fall Re-growth: DO NOT apply if last cutting is greater than 6 inches. • Spring Re-growth: DO NOT apply if last cutting is greater than 2 inches. • DO NOT apply to alfalfa during the first season after seeding. • DO NOT use on gravelly or rocky soils, exposed subsoils, hardpan, sand or poorly drained alkaline soils as crop injury, including mortality, may result. 					
ALFALFA Dormant Season On established plantings: Region B - See table at end of Alfalfa section.	Weeds including London rocket, sowthistle, rescue brome, wild oats, chickweed, ryegrass, bluegrass, cheatgrass, dogfennel,	Broadcast	0.7 - 1.3 pts.	Ground: 10 gals. Air: 5 gals.	60
On fall-seeded newly established stands less than 1-year-old: Region A – See table at end of Alfalfa Section	tansymustard, henbit, downy brome, and other winter annuals; and suppression of perennial weeds. California:	Broadcast	0.7 - 1.3 pts.	Ground: 10 gals. Air: 5 gals.	42
On fall-seeded newly established stands less than 1-year-old: Region B – See table at end of Alfalfa section	Desiccation of weeds including bluegrass, ryegrass, shepherdspurse, chickweed, tansymustard, foxtail, sowthistle and groundsel.	Broadcast	0.5-0.8 pts.	Ground: 10 gals. Air: 5 gals.	60
Directions <ul style="list-style-type: none"> • Applications should be made before first spring cutting and during late fall or winter months after the last fall cutting. • For improved and residual weed control in dormant established (at least 1 year-old) alfalfa, tank mix with metribuzin • It is the pesticide user's responsibility to ensure that all products are registered for the intended use. Read and follow the applicable restrictions and limitations and directions for use on all product labels involved in tank mixing. Users must follow the most restrictive directions for use and precautionary statements of each product in the tank mixture. Precautions <ul style="list-style-type: none"> • Applications to alfalfa that is not dormant, or has broken dormancy, may result in stand and/or yield reductions. Replanting may be necessary. Green alfalfa foliage present at time of application will be burned. 					

Crop	Weeds	Use Pattern	LIBERTY PARAQUAT CONCENTRATE Rate Per Acre	Minimum Total Spray Per Acre	Grazing or Pre Harvest Interval (days)
<ul style="list-style-type: none"> If there is a severe weed infestation, total hay yield of first cutting may be reduced in alfalfa fields and the reduction is typically directly proportionate to the loss of weed weight. <p>Restrictions</p> <ul style="list-style-type: none"> DO NOT apply more than 1.3 pints (0.5 lb cation) per acre per year. DO NOT make more than 1 application per year. California: DO NOT apply if spring regrowth after grazing or cutting is more than 2 inches in Orange and Riverside counties and all counties north of these counties. All other areas within Region B: DO NOT apply if regrowth after grazing or cutting is more than 2 inches. DO NOT harvest within 60 days of application. DO NOT apply tank mix with metribuzin on alfalfa that is less than 1-year-old. <p>California</p> <ul style="list-style-type: none"> If ryegrass, shepherdspurse, sowthistle or groundsel are present, use higher specified rate. 					
ALFALFA (East of the Rocky Mountains) Between-cuttings treatment in established plantings. (Includes first year alfalfa)		Broadcast	0.7 pt.	Ground: 10 gals.	30
<p>Directions</p> <ul style="list-style-type: none"> Make applications immediately after alfalfa has been removed for hay or silage. Apply as needed up to three times during the growing season in addition to a dormant application. <p>Precautions</p> <ul style="list-style-type: none"> Control of weeds beyond the seedling stage and weed stubble cut off during harvest are less affected by this treatment. A reduction in first year alfalfa stands and yields may occur if alfalfa is allowed to regrow more than 2 inches. Burning of alfalfa foliage will occur at time of application. Weed control may be reduced where moisture is limited such as in arid climates. <p>Restrictions</p> <ul style="list-style-type: none"> DO NOT apply more than 0.7 pints (0.25 lb cation) per acre per application. DO NOT apply more than 2.0 pints (0.75 lb cation) per acre per year. DO NOT make more than 3 applications per year. DO NOT make more than 2 applications during the first growing season of first-year alfalfa. Minimum Retreatment Interval: 1 application per cutting interval. 					

Table 2. ALFALFA: New Seedlings - Suppression and control of broad leaf weeds and grasses in new alfalfa seedlings grown for hay (California only).

For Control of:	Rate/Acre*	
	For Suppression	For Control
Annual Bluegrass	-	10.7 - 21.3 fl. oz.
Chickweed	-	10.7 - 21.3 fl. oz.
Fiddleneck (6 inches tall or less)	5.4 - 10.7 fl. oz.	21.3 fl. oz.

Red Maids (6 inches tall or less)	-	10.7 - 21.3 fl. oz.
Shepherdspurse	10.7 - 21.3 fl. oz.	-
Spikeweed (4 inches tall or less)	5.4 fl. oz.	10.7 - 16.0 fl. oz.
Volunteer Small Grain (8 inches, tall or less)	5.4 - 10.7 fl. oz.	21.3 fl. oz.

* Use the 5.4 fluid ounce (0.13 lb cation) rate only when alfalfa has at least 3 trifoliate leaves; use the 10.7 fluid ounce (0.25 lb cation) rate only when alfalfa has 6 trifoliate leaves; or use rates over 10.7 fluid ounce (0.25 lb cation) only when there are 9 trifoliate leaves.

Alfalfa – Regions

REGION A
Alaska, California (counties of Del Norte, Siskiyou, Modoc, Shasta, Lassen, Plumas, Sierra and Nevada), Colorado, Connecticut, Delaware, Idaho, Illinois, Indiana, Iowa, Kansas, Kentucky, Maine, Maryland, Massachusetts, Michigan, Minnesota, Missouri, Montana, Nebraska, Nevada, New Hampshire, New Jersey, New York, North Dakota, Ohio, Oregon, Pennsylvania, Rhode Island, South Dakota, Utah, Vermont, Virginia, Washington, West Virginia, Wisconsin, Wyoming
REGION B
Alabama, Arizona, Arkansas, California (all other counties not listed in Region A), Florida, Georgia, Hawaii, Louisiana, Mississippi, New Mexico, North Carolina, Oklahoma, South Carolina, Tennessee, Texas

Crop	Use Pattern	LIBERTY PARAQUAT CONCENTRATE Rate Per Acre	Minimum Total Spray per Acre	Grazing or Preharvest Interval (Days)
ALMONDS	Directed Spray	0.8-2.7 pts.	Ground: 10 gals.	-
Directions <ul style="list-style-type: none"> Avoid allowing spray to contact green stems (except suckers) or foliage. When spraying around young trees, use a shield or wrap plant. Precautions <ul style="list-style-type: none"> Retreatment or spot treatments may be necessary for mature woody weeds, perennial weeds, late germinating weeds and green suckers. Restrictions <ul style="list-style-type: none"> DO NOT apply more than 2.7 pints (1.0 lb cation) per acre per application. DO NOT apply more than 13.3 pints (5.0 lb cation) per acre per year. DO NOT make more than 5 applications per year. Minimum Retreatment Interval: 7 days DO NOT graze treated areas and DO NOT feed cover crops grown in treated areas to livestock. DO NOT apply when nuts to be harvested are on the ground. 				
ARTICHOKE (GLOBE)	Directed Spray	1.7-2.7 pts.	Ground: 20-100 gals.	1
Directions <ul style="list-style-type: none"> Applications must be made at least 7 days apart. Restrictions <ul style="list-style-type: none"> DO NOT apply more than 2.7 pints (1.0 lb cation) per acre per application. DO NOT apply more than 5.4 pints (2.0 lb cation) per acre per year. DO NOT make more than 3 applications per year. Minimum Retreatment Interval: 7 days 				
ASPARAGUS	Preplant or Preemergence Broadcast or Banded Over- Row	1.7-2.7 pts.	Ground: 10 gals Air: 5 gals	- 6
Directions				

Crop	Use Pattern	LIBERTY PARAQUAT CONCENTRATE Rate Per Acre	Minimum Total Spray per Acre	Grazing or Preharvest Interval (Days)
<ul style="list-style-type: none"> • Application should be made prior to emergence of the crop. <p>Precautions</p> <ul style="list-style-type: none"> • Emerged asparagus at time of application will be killed. <p>Restrictions</p> <ul style="list-style-type: none"> • DO NOT apply more than 2.7 pints (1.0 lb cation) per acre per application. • DO NOT apply more than 2.7 pints (1.0 lb cation) per acre per year. • DO NOT make more than 1 application per year. 				
<p>ASPARAGUS Preemergence to established plantings at least 2 years old</p>	<p>Broadcast or Banded Over- Row</p>	<p>1.7 – 2.7 pts.</p>	<p>Ground: 10 gals.</p>	<p>6</p>
<p>Directions</p> <ul style="list-style-type: none"> • Application should be made prior to emergence of the crop. <p>Precautions</p> <ul style="list-style-type: none"> • Emerged asparagus at time of application will be killed. <p>Restrictions</p> <ul style="list-style-type: none"> • DO NOT apply more than 2.7 pints (1.0 lb cation) per acre per application. • DO NOT apply more than 2.7 pints (1.0 lb cation) per acre per year. • DO NOT make more than 1 application per year. 				

Crop	Use Pattern	LIBERTY PARAQUAT CONCENTRATE Rate Per Acre	Minimum Total Spray per Acre	Grazing or Preharvest Interval (Days)
<p>BEANS, DRY Not for use in California Sweet lupin, White sweet lupin, White lupin, Grain lupin, Adzuki beans, Asparagus beans, Black beans, Broad beans, Field beans, Garbanzo beans, Kidney beans, Lablab beans, Moth beans, Mung beans, Navy beans, Pinto beans, Rice beans, Tepary beans, Urd beans, Guar</p> <p>PEAS, DRY Not for use in California Blackeyed peas, Chickpeas, Cowpeas, Crowder peas, Southern peas, Catjang</p>	Harvest-Aid	0.8-1.3 pts.	Ground: 20 gals. Air: 5 gals.	7

Directions

- Add nonionic spreader at 1 quart per 100 gallons of spray mix.
- Use a single application of the higher specified rate for vining type beans or bush type with lush growth.
- May also be applied as a split application and improve vine coverage. However, **DO NOT** make more than 2 applications per year or exceed a total of 1.3 pints per acre.
- Apply when at least 80% of the pods are yellowing and mostly ripe and when leaves are no more than 40% of bush type peas or beans or 30% of vine type peas or beans are green.

Restrictions

- **DO NOT** apply more than 1.3 pints (0.5 lb cation) per acre per application.

Crop	Use Pattern	LIBERTY PARAQUAT CONCENTRATE Rate Per Acre	Minimum Total Spray per Acre	Grazing or Preharvest Interval (Days)
<ul style="list-style-type: none"> • DO NOT apply more than 1.3 pints (0.5 lb cation) per acre per year. • DO NOT make more than 2 applications per year. • Minimum Retreatment Interval: 7 days • DO NOT apply when weather conditions favor spray drift. To reduce drift, a drift control agent may be included. • Not registered for use in dry beans and dry peas in California. 				
BERRIES Blackberry Blueberry Boysenberry Currant Elderberry Gooseberry Huckleberry Loganberry Raspberry (black and red), Including all cultivars, varieties, and/or hybrids of these	Postemergence Directed Spray	1.3-2.7 pts.	Ground: 50 gals.	-
Directions <ul style="list-style-type: none"> • New canes or shoots can be injured. Therefore, apply before their emergence. • Apply as coarse spray to prevent crop injury. Restrictions <ul style="list-style-type: none"> • DO NOT apply more than 2.7 pints (1.0 lb cation) per acre per application • DO NOT apply more than 2.7 pints (1.0 lb cation) per acre per year. • DO NOT make more than 2 applications per year. • Minimum Retreatment Interval: 7 days 				
CACAO	Directed Spray	1.3-2.7 pts.	Ground: 50-200 gals.	1
Directions <ul style="list-style-type: none"> • Apply when weeds are succulent and growth is from 1 to 6 inches. • Use a shield for young trees to prevent sprays from contacting cacao plants, as injury may result. Precautions <ul style="list-style-type: none"> • Retreatment or spot treatments may be necessary for mature woody weeds, late-germinating weeds and grasses and for perennials. Restrictions <ul style="list-style-type: none"> • DO NOT apply more than 2.7 pints (1.0 lb cation) per acre per application. • DO NOT apply more than 5.4 pints (2.0 lb cation) per acre per year. • DO NOT make more than 5 applications per year. • Minimum Retreatment Interval: 7 days • DO NOT spray under windy conditions. • DO NOT graze treated areas or feed treated cover crops to livestock. 				
CASSAVAS, TANIERS & YAMS (Puerto Rico only)	Shielded Post Directed Spray	1.3 pts.	Ground: 50 gals.	90
Directions				

Crop	Use Pattern	LIBERTY PARAQUAT CONCENTRATE Rate Per Acre	Minimum Total Spray per Acre	Grazing or Preharvest Interval (Days)
<ul style="list-style-type: none"> • Make applications when weeds are succulent and growth is 1 to 6 inches. • Prevent spray from contacting crop to prevent injury to crop. <p>Restrictions</p> <ul style="list-style-type: none"> • DO NOT apply more than 1.3 pints (0.5 lb cation) per acre per application. • Minimum Retreatment Interval: 7 days • DO NOT spray under windy conditions • DO NOT graze treated areas or feed treated forage to livestock. • Cassavas and Taniers: <ul style="list-style-type: none"> • DO NOT apply more than 4.0 (1.5 lb cation) pints per acre per year. • DO NOT make more than 3 applications per year. • Yams: <ul style="list-style-type: none"> • DO NOT apply more than 2.7 pints (1.0 lb cation) per acre per year. • DO NOT make more than 2 applications per year. 				

Product Information for Chemical Fallow

- As the density of stubble, crop residue or weeds increases, use higher spray volumes for better coverage.
- To control volunteer wheat or downy brome, fall-applied treatments generally work best with LIBERTY PARAQUAT CONCENTRATE. If possible, tank mix with atrazine for maximum burndown and residual control.
- Apply from immediately after harvest up to emergence of the newly seeded crop as a broadcast or band treatment.
- Before applying LIBERTY PARAQUAT CONCENTRATE, cut wheat as high as possible to avoid cutting weeds too short, and allow the weeds to grow at least 2 to 3 inches after harvest.
- The addition of dicamba or 2,4-D ester (Low Volatile) may aid in the suppression of emerged perennial broadleaf weeds and large annual broadleaf weeds.
- It is the pesticide user's responsibility to ensure that all products are registered for the intended use. Read and follow the applicable restrictions and limitations and directions for use on all product labels involved in tank mixing. Users must follow the most restrictive directions for use and precautionary statements of each product in the tank mixture.
- It is permissible to tank mix with registered residual herbicide combinations other than those listed for extended weed control during the fallow period.
- Weeds and grasses emerging after application and weeds taller than 6 inches will not be controlled.
- Crop plants emerged at the time of application will be killed.
- The minimum total spray per acre allowed is 5 gallons for ground and 5 gallons for air applications.
- Apply 5 to 60 gallons spray mix per acre by ground application.
- When applying at less than 10 GPA by ground:
 - **DO NOT** apply with floaters or exceed a speed of 10 mph.
 - Apply with flat fan nozzles at 30 to 40 psi.
 - Apply only in a tank mix with atrazine at a minimum of 0.5 pound ai per acre.
 - By air: apply in 5 to 10 gallons of spray mix per acre.

Crop	Use Pattern	LIBERTY PARAQUAT CONCENTRATE Rate Per Acre	Minimum Total Spray per Acre	Grazing or Preharvest Interval (Days)
CHEMICAL FALLOW Continuous Wheat (2-3 month Re-cropping interval)	Broadcast	Weeds 1-3": 1.3-1.7 pts. Weeds 3-6": 1.7-2.0 pts. Weeds 6": 2-2.7 pts.	Ground: 5 gals. Air: 5 gals.	-
<p>Directions</p> <ul style="list-style-type: none"> • Apply at least 45 days before seeding. • For volunteer wheat or downy brome control in spring, use at least 1.3 pints per acre with a Photosynthetic Inhibitor Herbicide. • Refer to the section "Product Information for Chemical Fallow". <p>Restrictions</p> <ul style="list-style-type: none"> • DO NOT apply more than 2.7 pints (1.0 lb cation) per acre per application. • DO NOT apply more than 5.4 pints (2.0 lb cation) per acre per year. • DO NOT make more than 2 applications per year. • Minimum Retreatment Interval: 7 days 				
CHEMICAL FALLOW Wheat-Fallow Wheat Rotations (Fall applied after harvest; seeded 12-14 months later)	Broadcast	Weeds 1-3": 1.3-1.7 pts. Weeds 3-6": 1.7-2 pts. Weeds 6": 2-2.7 pts.	Ground: 5 gals. Air: 5 gals.	-
<p>Directions</p> <ul style="list-style-type: none"> • Spray before weeds produce seeds. • Control of volunteer wheat and downy brome control increases when applications are made late August or early September. • For improved burndown and residual control of weeds, tank mix with Atrazine, Atrazine + Dicamba or Clomazone. • For improved burndown and residual control of grass and broadleaf weed tank mix with metribuzin. • Refer to the section "Product Information for Chemical Fallow". • It is the pesticide user's responsibility to ensure that all products are registered for the intended use. Read and follow the applicable restrictions and limitations and directions for use on all product labels involved in tank mixing. Users must follow the most restrictive directions for use and precautionary statements of each product in the tank mixture. <p>Restrictions</p> <ul style="list-style-type: none"> • DO NOT apply more than 2.7 pints (1.0 lb cation) per acre per application. • DO NOT apply more than 5.4 pints (2.0 lb cation) per acre per year. • DO NOT make more than 2 applications per year. • Minimum Retreatment Interval: 7 days 				
CHEMICAL FALLOW Wheat-Fallow Wheat Rotations (Spring applied: seeded 3-5 months later)	Broadcast	Weeds 1-3": 1.3-1.7 pts. Weeds 3-6": 1.7-2 pts. Weeds 6": 2-2.7 pts.	Ground: 5 gals. Air: 5 gals.	-
<p>Directions</p> <ul style="list-style-type: none"> • To conserve moisture, application should be made March 1 to April 15, prior to spring rains. 				

Crop	Use Pattern	LIBERTY PARAQUAT CONCENTRATE Rate Per Acre	Minimum Total Spray per Acre	Grazing or Preharvest Interval (Days)
<ul style="list-style-type: none"> • Even though moisture loss is greater when applications are made after the boot stage, volunteer wheat is easier to control after this stage. • For volunteer wheat or downy brome control in spring, use at least 1.3 pints per acre with a Photosynthetic Inhibitor Herbicide. • Refer to the section "Product Information for Chemical Fallow". • For burndown and residual control of grass and broadleaf weeds, tank mix with metribuzin. • It is the pesticide user's responsibility to ensure that all products are registered for the intended use. Read and follow the applicable restrictions and limitations and directions for use on all product labels involved in tank mixing. Users must follow the most restrictive directions for use and precautionary statements of each product in the tank mixture. 				
<p>Restrictions</p> <ul style="list-style-type: none"> • DO NOT apply more than 2.7 pints (1.0 lb cation) per acre per application. • DO NOT apply more than 5.4 pints (2.0 lb cation) per acre per year. • DO NOT make more than 2 applications per year. • Minimum Retreatment Interval: 7 days 				
<p>CHEMICAL FALLOW Wheat-Annual Crop₁-Wheat Rotations (Fall applied in wheat stubble)</p>	Broadcast	Weeds 1-3": 1.3-1.7 pts. Weeds 3-6": 1.7-2 pts. Weeds 6": 2-2.7 pts.	Ground: 5 gals. Air: 5 gals.	-
<p>Directions</p> <ul style="list-style-type: none"> • For improved burndown and residual weed control, tank mix with Atrazine or Atrazine + Dicamba. • It is the pesticide user's responsibility to ensure that all products are registered for the intended use. Read and follow the applicable restrictions and limitations and directions for use on all product labels involved in tank mixing. Users must follow the most restrictive directions for use and precautionary statements of each product in the tank mixture. • Make applications after wheat harvest and before weeds produce seed. • If grasses such as foxtails or barnyardgrass recover, respray before seed production. • Applications made late August to November help control volunteer wheat and Downy brome. • Refer to the section "Product Information for Chemical Fallow". <p>Restrictions</p> <ul style="list-style-type: none"> • DO NOT apply more than 2.7 pints (1.0 lb cation) per acre per application. • DO NOT apply more than 5.4 pints (2.0 lb cation) per acre per year. • DO NOT make more than 2 applications per year. • Minimum Retreatment Interval: 7 days 				
<p>CHEMICAL FALLOW Wheat-Annual Crop-Wheat Rotations (Spring applied prior to planting an annual crop₁)</p>	Broadcast	Weeds 1-3": 1.3-1.7 pts. Weeds 3-6": 1.7-2 pts. Weeds 6": 2-2.7 pts.	Ground: 5 gals. Air: 5 gals.	-
<p>Directions</p> <ul style="list-style-type: none"> • For enhanced burndown and residual weed control, tank mix with Atrazine. • It is the pesticide user's responsibility to ensure that all products are registered for the intended use. Read and follow the applicable restrictions and limitations and directions for use on all product labels involved in tank mixing. Users must follow the most restrictive directions for use and precautionary statements of each product in the tank mixture. 				

Crop	Use Pattern	LIBERTY PARAQUAT CONCENTRATE Rate Per Acre	Minimum Total Spray per Acre	Grazing or Preharvest Interval (Days)
<ul style="list-style-type: none"> For volunteer wheat or downy brome control in spring, use at least 1.3 pints of LIBERTY PARAQUAT CONCENTRATE per acre with a Photosynthetic Inhibitor Herbicide. Refer to the section "Product Information for Chemical Fallow". Refer to the Atrazine label for directions pertaining to soil pH and recropping intervals. <p>Restrictions</p> <ul style="list-style-type: none"> DO NOT apply more than 2.7 pints (1.0 lb cation) per acre per application. DO NOT apply more than 5.4 pints (2.0 lb cation) per acre per year. DO NOT make more than 2 applications per year. Minimum Retreatment Interval: 7 days 				

¹ Approved Annual Crops are grain sorghum, corn, wheat, or proso millet.

Crop	Weeds	Use Pattern	LIBERTY PARAQUAT CONCENTRATE Rate per Acre	Minimum Total Spray per Acre	Grazing or Preharvest Interval (days)
<p>CLOVER AND OTHER LEGUMES Including velvet bean, lespedeza, lupine, sainfoin, trefoil, vetch, crown vetch, and milk vetch.</p> <p>Dormant Season On established plantings: Region A – See table at end of Alfalfa section.</p>	<p>For desiccation of weeds, including London rocket, sowthistle, rescue brome, wild oats, chickweed, ryegrass, bluegrass, cheatgrass, dogfennel, tansymustard, henbit, downy brome, and other winter annuals, and suppression of perennial weeds.</p> <p>California Use for desiccation of weeds including bluegrass, ryegrass, shepherdspurse, chickweed, tansy mustard, foxtail, sowthistle and groundsel.</p>	Broadcast	1.3-2.0 pts.	Ground: 10 gals Air: 5 gals	60
On established plantings: Region B-See table at end of Alfalfa section		Broadcast	0.7-1.3 pts.	Ground: 10 gals Air: 5 gals	60
On fall-seeded newly established stands less than 1-year old: Region A – See table at end of Alfalfa section.		Broadcast	0.7-1.3 pts.	Ground: 10 gals Air: 5 gals	60

On fall-seeded, newly established stands less than 1-year-old: Region B – See table at end of Alfalfa section		Broadcast	0.5-0.8 pts.	Ground: 10 gals Air: 5 gals	60
<p>Directions</p> <ul style="list-style-type: none"> Applications should be made during late fall or winter months after the last cutting and before first spring cutting. <p>Precautions</p> <ul style="list-style-type: none"> CAUTION: Stand and/or yield reductions may occur when applications are made to clover or other legumes that are not dormant, or have broken dormancy. Therefore, it may be necessary to replant. Burning will occur to green clover or other legumes' foliage present at the time of application. Discoloration and temporary stunting will occur in clover or other legumes foliage present at the time of application. If there is severe weed infestation, the total hay yield of first cutting may be reduced in clover or other legumes fields and is usually directly proportionate to the loss of weed weight. <p>Restrictions</p> <ul style="list-style-type: none"> DO NOT apply more than 2.0 pints (0.75 lb cation) per acre per application. DO NOT apply more than 2.0 pints (0.75 lb cation) per acre per year. DO NOT make more than 1 application per year. DO NOT apply if regrowth after grazing or cutting is more than 2 inches. <p>In California</p> <ul style="list-style-type: none"> If rye grass, shepherdspurse, sowthistle or groundsel are present, use higher specified rate. 					

Crop	Use Pattern	LIBERTY PARAQUAT CONCENTRATE Rate per Acre	Minimum Total Spray per Acre	Grazing or Preharvest Interval (days)
CORN FIELD CORN, POPCORN, SWEET CORN, SEED CORN (Used alone)	Preplant or Preemergence Broadcast or Banded Over Row	Weeds 1-3": 1.3-1.7 pts. Weeds 3-6": 1.7 – 2 pts. Weeds 6": 2-2.7 pts.	Ground: 10 gals. Air: 5 gals.	-
<p>Directions</p> <ul style="list-style-type: none"> Includes field, fresh sweet, forage, fodder and popcorn. To permit maximum weed and grass emergence, seedbeds should be formed as far ahead of planting and treatment as possible. Seeding should be done with a minimum amount of soil disturbance. <p>Precautions</p> <ul style="list-style-type: none"> Control will not occur when applications are made after weeds and grasses have emerged. However, crop plants emerged at time of application will be killed. <p>Restrictions</p> <ul style="list-style-type: none"> DO NOT apply more than 2.7 pints (1.0 lb cation) per acre per application. DO NOT apply more than 8.0 pints (3.0 lb cation) per acre per year. DO NOT make more than 3 applications per year. Minimal Retreatment Interval: 7 days DO NOT exceed 5.0 lb cation per acre per year of paraquat containing products for all combined uses. 				

Crop	Use Pattern	LIBERTY PARAQUAT CONCENTRATE Rate per Acre	Minimum Total Spray per Acre	Grazing or Preharvest Interval (days)
CORN Tank mixes for no-till/reduced till	Preplant or Preemergence Broadcast or Banded Over row	Weeds 1-3": 1.3-1.7 pts. Weeds 3-6": 1.7 – 2 pts. Weeds 6": 2-2.7 pts.	Ground: 10 gals. Air: 5 gals.*	-
<p>Directions</p> <ul style="list-style-type: none"> • Applications should be made as broadcast sprays before, during or after planting, but before crop emergence. • LIBERTY PARAQUAT CONCENTRATE may be tank mixed with the following herbicides for improved burndown or residual control: 2,4-D Ester (Low Volatile) acetochlor, acetochlor + atrazine, atrazine, atrazine + metolachlor/S-metolachlor, atrazine + dimethenamid/dimethenamid-P, alachlor, dicamba, dimethenamid/dimethenamid-P, linuron, metolachlor/s-metolachlor, pendimethalin, simazine, thifensulfuron + tribenuron methyl. • LIBERTY PARAQUAT CONCENTRATE may also be tank mixed with Ambush® insecticide. • It is the pesticide user's responsibility to ensure that all products are registered for the intended use. Read and follow the applicable restrictions and limitations and directions for use on all product labels involved in tank mixing. Users must follow the most restrictive directions for use and precautionary statements of each product in the tank mixture. <p>Restrictions</p> <ul style="list-style-type: none"> • DO NOT apply more than 2.7 pints (1.0 lb cation) per acre per application. • DO NOT apply more than 8.0 pints (3.0 lb cation) per acre per year. • DO NOT make more than 3 applications per year. • Minimal Retreatment Interval: 7 days • DO NOT exceed 5.0 lb cation per acre per year of paraquat containing products for all combined uses. <p>* Always refer to respective product label(s) to confirm if these products can be applied by air.</p>				
FIELD CORN, POPCORN, SWEET CORN, SEED CORN	Postemergence Directed Spray (including Hooded or Shielded)	0.7-1.3 pts.	Ground: 10 gals.	-
<p>Directions</p> <ul style="list-style-type: none"> • Applications should be made when weeds are actively growing. • Use a higher specified rate on larger or hard to control weeds. Weeds 6 inches or taller may not be controlled. <p>Precautions</p> <ul style="list-style-type: none"> • Severe damage and/or complete kill can occur if spray contacts corn plants. <p>Restrictions</p> <ul style="list-style-type: none"> • DO NOT apply more than 1.3 pints (0.5 lb cation) per acre per application. • DO NOT apply more than 4.0 pints (1.5 lb cation) per acre per year. • DO NOT make more than 3 applications per year. • Minimal Retreatment Interval: 7 days • DO NOT exceed 5.0 lb cation per acre per year of paraquat containing products for all combined uses. <p>FOR HOODED OR SHIELDED SPRAYERS:</p> <p>Directions</p> <ul style="list-style-type: none"> • Use a hooded or shielded sprayer with skids or wheels on the spray boom to maintain spray height in order to prevent excessive crop phytotoxicity. • Apply by directing spray between the rows and using hooded or shielded sprayers to prevent spray contact with crop plants. 				

Crop	Use Pattern	LIBERTY PARAQUAT CONCENTRATE Rate per Acre	Minimum Total Spray per Acre	Grazing or Preharvest Interval (days)
<p>FOR DIRECTED SPRAY WITHOUT HOODED OR SHIELDED SPRAYERS: Corn height is measured from soil surface to top of whorl.</p> <p>Directions</p> <ul style="list-style-type: none"> • Apply when corn is at least 10 inches tall with nozzles arranged to spray no higher than the lower 3 inches of corn stalks. • For corn more than 20 inches tall: Arrange the nozzles to spray no higher than the lower 1/3 of the corn stalks. <p>Precautions</p> <ul style="list-style-type: none"> • Corn plants shorter than 10 inches may be injured and not recover. • Injury to corn foliage will occur if sprayed. However, corn will recover and develop normally. 				
FIELD CORN, POPCORN, SEED CORN	Harvest Aid Broadcast	0.8-1.3 pts.	Ground: 20 gals. Air: 5 gals.	7
<p>Directions</p> <ul style="list-style-type: none"> • Apply after the corn is mature. This is indicated by a black layer which forms at the base of the kernels. You may consult your local agricultural authority for help in identifying the black layer. • Add nonionic surfactant containing at least 75% surface active ingredient at 0.25% v/v. • To desiccate mature broadleaf weeds and grasses or broadleaf weeds and grasses that are taller than 18 inches, use 1.3 pints. <p>Precautions</p> <ul style="list-style-type: none"> • Drought stressed plants, especially broadleaf weeds, can be difficult to kill, and desiccation may not be complete. <p>Restrictions</p> <ul style="list-style-type: none"> • DO NOT apply more than 1.3 pints (0.5 lb cation) per acre per application. • DO NOT apply more than 1.3 pints (0.5 lb cation) per acre per year. • DO NOT make more than 1 application per year. • DO NOT exceed 5.0 lb cation per acre per year of paraquat containing products for all combined uses. 				
FIELD CORN ONLY (grain, fodder, forage)	Postemergence Directed Spray USDA Witchweed Eradication Program	1.3 pts.	Ground: 10 gals	-
<p>Directions</p> <ul style="list-style-type: none"> • If regrowth occurs, initiate sprays in late June to early July and repeat in early August. • Follow application instructions in post-emergence directed spray section above. <p>Restrictions</p> <ul style="list-style-type: none"> • DO NOT apply more than 1.3 pints (0.5 lb cation) per acre per application. • DO NOT apply more than 4.0 pints (1.5 lb cation) per acre per year. • DO NOT make more than 3 applications per year. • DO NOT exceed 5.0 lb cation per acre per year of paraquat containing products for all combined uses. 				
FIELD CORN ONLY (grain, fodder, forage) 2,4-D Amine AE Tank Mix	Postemergence Directed Spray USDA Witchweed Eradication Program	5.4 fl. oz. + 0.5 lb. 2,4-D Amine AE	Ground: 10 gals	-
<p>Directions</p> <ul style="list-style-type: none"> • Apply as directed spray onto grassy weeds and witchweed before witchweed blooms. If regrowth occurs, reapply. • Follow application instructions in post-emergence directed spray section above. 				

Crop	Use Pattern	LIBERTY PARAQUAT CONCENTRATE Rate per Acre	Minimum Total Spray per Acre	Grazing or Preharvest Interval (days)
<ul style="list-style-type: none"> It is the pesticide user's responsibility to ensure that all products are registered for the intended use. Read and follow the applicable restrictions and limitations and directions for use on all product labels involved in tank mixing. Users must follow the most restrictive directions for use and precautionary statements of each product in the tank mixture. <p>Restrictions</p> <ul style="list-style-type: none"> DO NOT apply more than 1.3 pints (0.5 lb cation) per acre per application. DO NOT apply more than 1.3 pints (0.5 lb cation) per acre per year. DO NOT make more than 1 application per year. DO NOT exceed 5.0 lb cation per acre per year of paraquat containing products for all combined uses. 				
COTTON (Used alone)	Preplant or Preemergence	1.7-2.7 pts.	Ground: 10 gals. Air: 5 gals.	-
<p>Directions</p> <ul style="list-style-type: none"> Apply prior to during or after planting but before crop emergence For fallow bed treatment, beds should be pre-formed to permit maximum weed and grass emergence prior to treatment. Seeding should be done with a minimum of soil disturbance. <p>Restrictions</p> <ul style="list-style-type: none"> DO NOT apply more than 2.7 pints (1.0 lb cation) per acre per application. DO NOT apply more than 8.0 pints (3.0 lb cation) per acre per year. DO NOT make more than 3 applications per year. Minimum Retreatment Interval: 7 days DO NOT exceed 3.0 lb cation per acre per year of paraquat containing products for all combined uses. 				
COTTON (California only; Used alone)	Preplant	5.4-10.7 fl. oz.	Ground: 10 gals Air: 5 gals	-
<p>Directions</p> <ul style="list-style-type: none"> For control of volunteer barley in preformed seedbeds. <p>Restrictions</p> <ul style="list-style-type: none"> DO NOT apply more than 10.7 fluid ounces (0.25 lb cation) per acre per application. DO NOT apply more than 32.1 fluid ounces (0.75 lb cation) per acre per year. DO NOT make more than 3 applications per year. Minimum Retreatment Interval: 7 days DO NOT exceed 3.0 lb cation per acre per year of paraquat containing products for all combined uses. 				
COTTON Oxyfluorfen Tank Mix	Preplant or Fallow Bed Broadcast	1.7-2.7 pts.	Ground: or Air: 10 gals	-
<p>Directions</p> <ul style="list-style-type: none"> It is the pesticide user's responsibility to ensure that all products are registered for the intended use. Read and follow the applicable restrictions and limitations and directions for use on all product labels involved in tank mixing. Users must follow the most restrictive directions for use and precautionary statements of each product in the tank mixture. <p>Restrictions</p> <ul style="list-style-type: none"> DO NOT apply more than 2.7 pints (1.0 lb cation) per acre per application. DO NOT apply more than 8.0 pints (3.0 lb cation) per acre per year. DO NOT make more than 3 applications per year. Minimum Retreatment Interval: 7 days 				

Crop	Use Pattern	LIBERTY PARAQUAT CONCENTRATE Rate per Acre	Minimum Total Spray per Acre	Grazing or Preharvest Interval (days)
<ul style="list-style-type: none"> • DO NOT exceed 3.0 lb cation per acre per year of paraquat containing products for all combined uses. 				
COTTON Other Tank Mixes	Preplant or Preemergence	1.7-2.7 pts.	Ground: 10 gals Air: 5 gals	-
<p>Directions</p> <ul style="list-style-type: none"> • Apply as a broadcast spray before, during or after planting, but before crop emergence. • For improved residual control or burndown, LIBERTY PARAQUAT CONCENTRATE may be tank mixed with the following herbicides: diuron, fluometuron, metolachlor/s-metolachlor, MSMS, norflurazon, pendimethalin, prometryn, thifensulfuron + tribenuron methyl (Preplant Only). • When tank mixing with fluometuron, follow mixing instructions carefully, maintain constant agitation, and see Order of Tank Mixing section in respective labels. • It is the pesticide user's responsibility to ensure that all products are registered for the intended use. Read and follow the applicable restrictions and limitations and directions for use on all product labels involved in tank mixing. Users must follow the most restrictive directions for use and precautionary statements of each product in the tank mixture. <p>Restrictions</p> <ul style="list-style-type: none"> • DO NOT apply more than 2.7 pints (1.0 lb cation) per acre per application. • DO NOT apply more than 8.0 pints (3.0 lb cation) per acre per year. • DO NOT make more than 3 applications per year. • Minimum Retreatment Interval: 7 days • DO NOT exceed 3.0 lb cation per acre per year of paraquat containing products for all combined uses. 				

COTTON Harvest Aid Use Restrictions

- **DO NOT** apply more than 1.3 (0.5 lb cation) per acre per application.
- **DO NOT** apply more than 1.3 (0.5 lb cation) per acre per year.
- **DO NOT** make more than 4 applications per year.
- **Minimum Retreatment Interval: 7 days**
- **DO NOT** exceed 3.0 lb cation per acre per year of paraquat containing products for all combined uses.
- **DO NOT** pasture livestock in treated fields or feed treated foliage.
- **Preharvest Interval (PHI):** 7 day for Western cotton, 3 days for all others.
- May be tank mixed with other cotton harvest aid materials known to be effective by a local expert. LIBERTY PARAQUAT CONCENTRATE can be applied in a tank mix with methyl parathion and/or Lambda-cyhalothrin insecticide. It is the pesticide user's responsibility to ensure that all products are registered for the intended use. Read and follow the applicable restrictions and limitations and directions for use on all product labels involved in tank mixing. Users must follow the most restrictive directions for use and precautionary statements of each product in the tank mixture.
- Nodes above cracked bolls (NACB) timing is for guidance and is not intended to restrict the local expert in their use of the product.

Crop	Use Pattern	LIBERTY PARAQUAT CONCENTRATE Rate per Acre	Minimum Total Spray per Acre	Grazing or Preharvest Interval (days)
SOUTHERN COTTON Harvest aid for boll opening and	Broadcast	5.4 fl. oz. + 1 pt. phosphate or 1 gal. chlorate	Ground: 10 gals. Air: 5 gals.	7

Crop	Use Pattern	LIBERTY PARAQUAT CONCENTRATE Rate per Acre	Minimum Total Spray per Acre	Grazing or Preharvest Interval (days)
defoliation (Tank mix with phosphate and chlorate defoliant).				
<p>Directions</p> <ul style="list-style-type: none"> • Apply when 80% or more of the bolls are open and the remaining bolls to be harvested are mature. • It is the pesticide user's responsibility to ensure that all products are registered for the intended use. Read and follow the applicable restrictions and limitations and directions for use on all product labels involved in tank mixing. Users must follow the most restrictive directions for use and precautionary statements of each product in the tank mixture. <p>Precautions</p> <ul style="list-style-type: none"> • Development of immature bolls will be inhibited. <p>Restrictions</p> <ul style="list-style-type: none"> • See "COTTON Harvest Aid Use Restrictions" section for restrictions. 				
SOUTHERN COTTON Additional tank mixes for boll opening and defoliation	Broadcast	2.1-3.3 fl. oz.	Ground: 10 gals Air: 5 gals	-
<p>Directions</p> <ul style="list-style-type: none"> • LIBERTY PARAQUAT CONCENTRATE may be tank mixed with the following products to aid in defoliation and opening of mature bolls: dimethipin, endothall, ethephon, thidiazuron, tribufos. • Apply when 60% or more of the bolls are open and the remaining bolls to be harvested are mature. • It is the pesticide user's responsibility to ensure that all products are registered for the intended use. Read and follow the applicable restrictions and limitations and directions for use on all product labels involved in tank mixing. Users must follow the most restrictive directions for use and precautionary statements of each product in the tank mixture. <p>Precautions</p> <ul style="list-style-type: none"> • Development of immature bolls will be inhibited. <p>Restrictions</p> <ul style="list-style-type: none"> • See "COTTON Harvest Aid Use Restrictions" section for restrictions. 				
SOUTHERN COTTON Post Defoliation - To aid in opening of mature bolls and to desiccate green weeds.	Broadcast	0.7-1.3 pts.	Ground: 10 gals. Air: 5 gals.	3
<p>Directions</p> <ul style="list-style-type: none"> • If weed infestation is heavy or dense, use higher specified rate. • Apply when 75% or more of bolls are open and remaining bolls to be harvested are mature. • After a defoliation or conditioning application has been made, delay desiccation application of LIBERTY PARAQUAT CONCENTRATE approximately 3 to 7 days to minimize leaf sticking. <p>Precautions</p> <ul style="list-style-type: none"> • Development of immature bolls will be inhibited. <p>Restrictions</p> <ul style="list-style-type: none"> • See "COTTON Harvest Aid Use Restrictions" section for restrictions. 				
WESTERN COTTON	Broadcast	3.7-5.4 fl. oz. + phosphate or sodium	Ground: 10 gals. Air: 5 gals.	7

Crop	Use Pattern	LIBERTY PARAQUAT CONCENTRATE Rate per Acre	Minimum Total Spray per Acre	Grazing or Preharvest Interval (days)
Harvest aid for boll opening and early defoliation		chlorate; and/ or other compatible harvest aid products.		
<p>Directions</p> <ul style="list-style-type: none"> • On rank cotton, use higher specified rate. • Early defoliation timing is when 60% or more of the bolls are open and the remaining bolls to be harvested are mature (approximately 4 NACB). • It is the pesticide user's responsibility to ensure that all products are registered for the intended use. Read and follow the applicable restrictions and limitations and directions for use on all product labels involved in tank mixing. Users must follow the most restrictive directions for use and precautionary statements of each product in the tank mixture. <p>Precautions</p> <ul style="list-style-type: none"> • Development of immature bolls will be inhibited. <p>Restrictions</p> <ul style="list-style-type: none"> • DO NOT use more than 5.4 fluid ounces (0.13 lb cation) for early defoliation as excessive desiccation may occur. • See "COTTON Harvest Aid Use Restrictions" section for additional restrictions. • DO NOT use more than 4.0 pounds of actual sodium chlorate defoliant per acre at this early defoliation timing. 				
COTTON Stripper or Spindle Harvested Harvest aid for defoliation and boll opening.	Broadcast	2.1-7.5 fl. oz.	Ground: 10 gals. Air: 5 gals.	3
<p>Directions</p> <ul style="list-style-type: none"> • BECAUSE OF EXTREMES IN ENVIRONMENTAL AND PLANT CONDITIONS, IT IS ADVISABLE TO APPLY THE RANGE OF RATES ON A SMALL BLOCK OF COTTON TO DETERMINE THE RATE THAT BEST FITS YOUR NEEDS. • Apply when 75% of the bolls are open and the remaining bolls to be harvested are mature. • LIBERTY PARAQUAT CONCENTRATE may be applied alone or tank mixed with the following cotton harvest aids: dimethipin, endothall, ethephon, thidiazuron, tribufos. • May be applied as a split application. • To avoid leaf sticking, apply LIBERTY PARAQUAT CONCENTRATE as a desiccant approximately 3 to 7 days after defoliant or a conditioning application and 7 to 14 days before harvest. • It is the pesticide user's responsibility to ensure that all products are registered for the intended use. Read and follow the applicable restrictions and limitations and directions for use on all product labels involved in tank mixing. Users must follow the most restrictive directions for use and precautionary statements of each product in the tank mixture. <p>Precautions</p> <ul style="list-style-type: none"> • DEVELOPMENT OF IMMATURE BOLLS WILL BE INHIBITED, SLICE BOLLS AND INSPECT THE SEED FOR MATURITY. • Cooler temperatures may cause a longer waiting period between application of LIBERTY PARAQUAT CONCENTRATE as a desiccant and defoliation/conditioner. • South of Interstate-10 in Texas, where temperatures are typically higher during defoliation, lower rates in the range may be necessary. <p>Restrictions</p> <ul style="list-style-type: none"> • DO NOT apply more than 7.5 fluid ounces (0.18 lb cation) per acre per application. • See "COTTON Harvest Aid Use Restrictions" section for additional restrictions. 				

Crop	Use Pattern	LIBERTY PARAQUAT CONCENTRATE Rate per Acre	Minimum Total Spray per Acre	Grazing or Preharvest Interval (days)
COTTON Late season desiccation	Broadcast	0.7-1.3 pts.	Ground: 10 gals. Air: 5 gals.	3
<p>Directions</p> <ul style="list-style-type: none"> • BECAUSE OF EXTREMES IN ENVIRONMENTAL AND PLANT CONDITIONS, APPLY THE RANGE OF RATES ON A SMALL BLOCK TO DETERMINE THE RATE THAT BEST FITS YOUR NEEDS. • May be applied as a split application. • Apply when 85% of the bolls are open and the remaining bolls to be harvested are mature (approximately 0 NACB). • Delay desiccation application of LIBERTY PARAQUAT CONCENTRATE approximately 3 to 7 days to minimize leaf sticking if a defoliation or conditioning application has been made. • May be tank mixed with other harvest aid materials known to the local expert to be effective. <p>Precautions</p> <ul style="list-style-type: none"> • Development of immature bolls will be inhibited. Slice bolls and inspect the seed for maturity. • South of Interstate-10 in Texas, where temperatures are typically higher during defoliation, lower rates in the range may be necessary. <p>Restrictions</p> <ul style="list-style-type: none"> • See “COTTON Harvest Aid Use Restrictions” section for restrictions. 				
Cotton Desiccation of Regrowth	Broadcast	0.75-1.25 pts.	Ground: 10 gals. Air: 5 gals.	3
<p>Directions</p> <ul style="list-style-type: none"> • Use to desiccate regrowth occurring after defoliation or desiccation. • Because regrowth is difficult to control, thorough coverage with the full listed rate is necessary. • If regrowth is excessive, use higher specified rate. <p>Precautions</p> <ul style="list-style-type: none"> • Control is dependent on growing conditions and desiccation of small new regrowth may not always be complete. <p>Restrictions</p> <ul style="list-style-type: none"> • See “COTTON Harvest Aid Use Restrictions” section for restrictions. 				
EASTER LILIES (Field grown)	Preemergence	1.7-2.7 pts.	Ground: 10 gals	-
<p>Restrictions</p> <ul style="list-style-type: none"> • DO NOT apply more than 2.7 pints (1.0 lb cation) per acre per application. • DO NOT apply more than 5.4 pints (2.0 lb cation) per acre per year. • DO NOT exceed 2 applications per year. • Minimum Retreatment Interval: 7 days 				
FALLOW LAND Prior to planting of any crops.	Preplant Broadcast to Fallow	1.0-2.7 pts.	Ground: 10 gals. Air: 5 gals.	-
<p>Directions</p> <ul style="list-style-type: none"> • Use for the control of weeds such as bluegrass, chickweed, henbit, downy brome, ryegrass, cheatgrass, dog fennel, tansy mustard, London rocket, sowthistle, rescue brome, wild oats, volunteer cereals and other winter annuals and for the suppression of perennial weeds or sedges. For weeds approaching the minimum size of 6 inches, the higher specified rate may be used. No more than 2 applications should be made during the fallow period. • Prior to application allow minimum weed emergence to maximize the benefit of this use. • Adhere to the preharvest intervals and other crop specific restrictions for planted crops elsewhere on this label. 				

Crop	Use Pattern	LIBERTY PARAQUAT CONCENTRATE Rate per Acre	Minimum Total Spray per Acre	Grazing or Preharvest Interval (days)
<p>Precautions</p> <ul style="list-style-type: none"> Fallow land may be between operations such as disking, ripping, plowing, leveling, irrigating or listing for ground preparation purposes. <p>Restrictions</p> <ul style="list-style-type: none"> DO NOT apply more than 2.7 pints (1.0 lb cation) per acre per application. DO NOT apply more than 5.4 pints (2.0 lb cation) per acre per year. DO NOT apply more than 2 applications during the fallow period. Minimum Retreatment Interval: 7 days 				
GRASSES (For seed) (For use in seedbed preparation)	Preplant, planting, or preemergence	1.3-2.7 pts.	Ground: 10 gals	28
<p>Directions</p> <ul style="list-style-type: none"> Prepare the seedbeds and allow weeds to germinate. Apply LIBERTY PARAQUAT CONCENTRATE when weeds are at the 3 to 5 leaf stage. Repeat applications may be made prior to grass emergence <p>Restrictions</p> <ul style="list-style-type: none"> DO NOT apply more than 2.7 pints (1.0 lb cation) per acre per application. DO NOT apply more than 5.4 pints (2.0 lb cation) per acre per year. DO NOT make more than 3 applications per year. Minimum Retreatment Interval: 14 days DO NOT graze treated areas or use the seed or straw from treated areas for animal feed or bedding. 				
GUAR (Preharvest desiccation)	Preharvest	1.3 pts.	Ground: 10 gals.	4
<p>Directions</p> <ul style="list-style-type: none"> Apply after the pods are fully mature. <p>Restrictions</p> <ul style="list-style-type: none"> DO NOT apply more than 1.3 pints (0.5 lb cation) per acre per application. DO NOT apply more than 4 pints (1.5 lb cation) per acre per year. DO NOT make more than 3 applications per year. Minimum Retreatment Interval: 7 days DO NOT graze treated areas or use the treated forage for animal feed. 				
GUAVA	Directed Spray	2.5 pts.	Ground: 10 gals	-
<p>Precautions</p> <ul style="list-style-type: none"> Retreatment or spot spraying may be necessary for mature woody weeds, late-germinating weeds and grasses, and perennials. <p>Restrictions</p> <ul style="list-style-type: none"> DO NOT apply more than 2.5 pints (0.94 lb cation) per acre per application. DO NOT apply more than 10 pints (3.76 lb cation) per acre per year. DO NOT make more than 4 applications per year. Minimum Retreatment Interval: 7 days DO NOT allow spray to contact green stems, fruit or foliage. DO NOT graze treated areas. DO NOT feed cover crops grown in treated areas to livestock. 				
HOPS (ID, OR, & WA only)	Directed Spray and/or Suckering and Stripping.	1.3 pts.	Ground: 10 gals	14
<p>Directions</p> <ul style="list-style-type: none"> Silage and hop vine refuse may be fed to livestock. 				

Crop	Use Pattern	LIBERTY PARAQUAT CONCENTRATE Rate per Acre	Minimum Total Spray per Acre	Grazing or Preharvest Interval (days)
<ul style="list-style-type: none"> • Spray only the basal 2 feet of the vines for sucking and stripping. Repeat as necessary, but only up to 3 applications per year. • Chemical Pruning: Spray when vines are less than 3 feet tall to burn back existing vines and obtain even emergence of subsequent vines. <p>Precautions</p> <ul style="list-style-type: none"> • Retreatment of spot treatment may be necessary. • Experience with varieties other than Cascade, Yakima Cluster, and Bullion is limited. If using LIBERTY PARAQUAT CONCENTRATE on other varieties than these, test the use pattern on a small number of vines of each variety to determine sensitivity to injury. DO NOT use on unlisted varieties if unacceptable crop injury occurs. • Application to hop vines less than 6 feet tall may cause unacceptable injury. <p>Restrictions</p> <ul style="list-style-type: none"> • DO NOT apply more than 1.3 pints (0.5 lb cation) per acre per application. • DO NOT apply more than 4.0 (1.5 lb cation) per acre per year. • DO NOT make more than 3 applications per year. • Maximum Retreatment Interval: 7 days • DO NOT allow spray to contact green stems, foliage, flowers, or cones as injury may result. • DO NOT allow animals to graze in treated hop yards. 				
LENTILS Not registered for use on Lentils In California	Harvest Aid	0.8-1.3 pts.	Ground: 20 gals. Air: 7 gals.	7
<p>Directions</p> <ul style="list-style-type: none"> • Add nonionic surfactant at 0.25% v/v (2 pints per 100 gallons) of the finished spray volume. • Apply when crop is mature and at least 80% of the pods are yellowing and mostly ripe with no more than 30% of the leaves still green in color. • May also be applied as a split application. The split application may improve coverage. <p>Restrictions-</p> <ul style="list-style-type: none"> • DO NOT apply more than 1.3 pints (0.5 lb cation) per acre per application. • DO NOT apply more than 1.3 pints (0.5 lb cation) per acre per year. • DO NOT make more than 2 applications per year. • Minimum Retreatment Interval: 7 days • DO NOT apply when weather conditions favor spray drift. To reduce spray drift a drift control agent may be included. 				
MINT (Peppermint, Spearmint)	Dormant Season	1.3-2.0 pts.	Ground: 10 gals. Air: 5 gals.	-
<p>Directions</p> <ul style="list-style-type: none"> • For suppression of weeds such as groundsel, chickweed, downy brome, bluegrass, Italian ryegrass, prickly lettuce. • Apply when crop is dormant before spring growth begins and when weeds are less than 6 inches tall. • May be tank mixed with terbacil weed killer for improved contact activity and residual control of Italian ryegrass, prickly lettuce and groundsel. Apply this tank mixture no more than once per season. • It is the pesticide user's responsibility to ensure that all products are registered for the intended use. Read and follow the applicable restrictions and limitations and directions for use on all product labels involved in tank mixing. Users must follow the most restrictive directions for use and precautionary statements of each product in the tank mixture. <p>Restrictions</p>				

Crop	Use Pattern	LIBERTY PARAQUAT CONCENTRATE Rate per Acre	Minimum Total Spray per Acre	Grazing or Preharvest Interval (days)
<ul style="list-style-type: none"> • DO NOT apply more than 2.0 pints (0.75 lb cation) per acre per application. • DO NOT apply more than 2.0 pints (0.75 lb cation) per acre per year. • DO NOT make more than 2 applications per year. • Minimum Retreatment Interval: 7 days 				
ONIONS (seeded) AND GARLIC	Preplant / Preemergence	1.7 -2.7 pts.	Ground: 10 gals	60 200 (CA only)
<p>Directions</p> <ul style="list-style-type: none"> • For heavy weed infestations or wild oat control use the higher specified rate. • Allow minimum weed and grass emergence prior to treatment but apply prior to crop emergence. <p>Restrictions</p> <ul style="list-style-type: none"> • DO NOT apply more than 2.7 pints (1.0 lb cation) per acre per application. • DO NOT apply more than 2.7 pints (1.0 lb cation) per acre per year. • DO NOT make more than 1 application per year. • DO NOT exceed 1.0 lb cation per acre per year of paraquat containing product for all combined garlic uses. • DO NOT exceed 1.5 lb cation per acre per year of paraquat containing products for all combined onion uses. 				
PASSION FRUIT	Directed Spray	2.5 pts.	Ground: 10 gals.	14
<p>Directions</p> <ul style="list-style-type: none"> • If bark is still green at application time, use a shield or wrap vine. • Pick all fruit off the ground prior to application if application is to be made during harvest season. <p>Precautions</p> <ul style="list-style-type: none"> • It may be necessary to retreat or spot treat. <p>PRODUCT RESTRICTIONS</p> <ul style="list-style-type: none"> • DO NOT apply more than 2.5 pints (0.94 lb cation) per acre per application. • DO NOT apply more than 10 pints (3.76 lb cation) per acre per year. • DO NOT make more than 4 applications per year. • Minimum Retreatment Interval: 28 days. • DO NOT allow animals to graze on treated areas. 				
PEANUTS	Broadcast at Ground Crack Post-emergence	5.4-10.8 fl. oz	Ground: 10 gals.	-
<p>Directions</p> <ul style="list-style-type: none"> • To control or suppress small (1 to 6 inches) emerged annual grass and broadleaf weeds in peanuts at ground crack. A second application may be made up to 28 days after ground crack. • For at ground crack use, LIBERTY PARAQUAT CONCENTRATE can be tank mixed with imazethapyr or metolachlor/S-metolachlor for residual weed control. • is the pesticide user's responsibility to ensure that all products are registered for the intended use. Read and follow the applicable restrictions and limitations and directions for use on all product labels involved in tank mixing. Users must follow the most restrictive directions for use and precautionary statements of each product in the tank mixture. <p>Precautions</p> <ul style="list-style-type: none"> • Crop, foliage sprayed will be injured in the form of bronzing and crinkling, but the crop will recover and develop normally. <p>Restrictions</p> <ul style="list-style-type: none"> • DO NOT apply more than 10.8 fluid ounces (0.25 lb cation) per acre per application. • DO NOT apply more than 10.8 fluid ounces (0.25 lb cation) per acre per year. • DO NOT make more than 2 applications per year. • Maximum Retreatment Interval: 7 days 				

Crop	Use Pattern	LIBERTY PARAQUAT CONCENTRATE Rate per Acre	Minimum Total Spray per Acre	Grazing or Preharvest Interval (days)
<ul style="list-style-type: none"> • DO NOT apply by air. • DO NOT exceed 2.8 lb cation per acre per year of paraquat containing products for all combined uses. 				
PEANUTS Bentazon Tank Mix	Broadcast at Ground Crack Postemergence	5.4-10.8 fl. oz.	Ground: 10 gals.	-
<p>Directions</p> <ul style="list-style-type: none"> • Tank mix LIBERTY PARAQUAT CONCENTRATE with labeled rate of bentazon for improved control of weeds such as cocklebur, bristly starbur, smartweed and prickly sida. • This tank mix can be applied at the ground crack stage of peanuts. A second application may be made up to 28 days after ground crack. • It is the pesticide user's responsibility to ensure that all products are registered for the intended use. Read and follow the applicable restrictions and limitations and directions for use on all product labels involved in tank mixing. Users must follow the most restrictive directions for use and precautionary statements of each product in the tank mixture. <p>Precautions</p> <ul style="list-style-type: none"> • Crop foliage sprayed will be injured in the form of bronzing and crinkling, but the crop will recover and develop normally. • If peanuts show injury (leaf phytotoxicity and/or plant stunting) produced by any other herbicide treatment, DO NOT apply this tank mix as injury may be enhanced and/or prolonged. • During prolonged periods of drought or unseasonably cold weather DO NOT apply this tank mix as unsatisfactory weed control may result. <p>Restrictions</p> <ul style="list-style-type: none"> • DO NOT apply more than 10.8 fluid ounces (0.25 lb cation) per acre per application. • DO NOT apply more than 10.8 fluid ounces (0.25 lb cation) per acre per year. • DO NOT make more than 2 applications per year. • Maximum Retreatment Interval: 7 days • DO NOT apply by air. • DO NOT exceed 2.8 lb cation per acre per year of paraquat containing products for all combined uses. 				
PEANUTS 2,4-DB Tank Mix	Broadcast Postemergence	5.4-10.8 fl. oz.	Ground: 10 gals.	-
<p>Directions</p> <ul style="list-style-type: none"> • For improved control of weeds such as cocklebur, sicklepod and morningglory, tank mix LIBERTY PARAQUAT CONCENTRATE with the labeled rate of 2,4-DB per acre. • It is the pesticide user's responsibility to ensure that all products are registered for the intended use. Read and follow the applicable restrictions and limitations and directions for use on all product labels involved in tank mixing. Users must follow the most restrictive directions for use and precautionary statements of each product in the tank mixture. <p>Precautions</p> <ul style="list-style-type: none"> • Crop foliage sprayed will be injured in the form of bronzing and crinkling but the crop will recover and develop normally. <p>Restrictions</p> <ul style="list-style-type: none"> • DO NOT apply more than 10.8 fluid ounces (0.25 lb cation) per acre per application. • DO NOT apply more than 10.8 fluid ounces (0.25 lb cation) per acre per year. • DO NOT make more than 2 applications per year. • Maximum Retreatment Interval: 7 days • DO NOT apply by air. • DO NOT exceed 2.8 lb cation per acre per year of paraquat containing products for all combined uses. 				

Crop	Use Pattern	LIBERTY PARAQUAT CONCENTRATE Rate per Acre	Minimum Total Spray per Acre	Grazing or Preharvest Interval (days)
PIGEON PEAS (Puerto Rico only)	Directed Spray	1.3 pts.	Ground: 10 gals	60
Directions <ul style="list-style-type: none"> • Cannery waste can be fed to livestock. Precautions <ul style="list-style-type: none"> • Avoid contact with pigeon pea foliage. Restrictions <ul style="list-style-type: none"> • DO NOT apply more than 1.3 pints (0.5 lb cation) per acre per application. • DO NOT apply more than 1.3 pints (0.5 lb cation) per acre per year. • DO NOT make more than 1 application per year. • DO NOT graze treated areas or feed treated forage to livestock. • DO NOT exceed 0.5 lb cation per acre per year of paraquat containing products. 				
PINEAPPLE	Directed Spray	1.3-2.7 pts.	Ground: 10 gals	20
Precautions <ul style="list-style-type: none"> • More mature weeds may require re-treatment. Restrictions <ul style="list-style-type: none"> • DO NOT apply more than 2.7 (1.0 lb cation) per acre per application. • DO NOT apply more than 8.0 pints (3.0 lb cation) per acre per year. • DO NOT exceed 3 applications per year. • Minimal Retreat Interval: 7 days. 				
POTATO	Preplant or Preemergence Broadcast	0.7-1.3 pts.	Ground: 10 gals Air: 5 gals	-
Directions <ul style="list-style-type: none"> • Apply up to ground cracking stage, before potatoes have emerged. Restrictions <ul style="list-style-type: none"> • DO NOT apply more than 1.3 pints (0.5 lb cation) per acre per application. • DO NOT apply more than 4.0 pints (1.5 lb cation) per acre per year. • DO NOT make more than 3 applications per year. • Minimal Retreatment Interval: 7 days • DO NOT exceed 1.5 lb cation per acre per year of paraquat containing products for all combined uses. 				
POTATO (California, Washington, Oregon, Idaho only; used alone)	Preplant Broadcast	0.4-0.7 pts.	Ground: 10 gals Air: 5 gals	-
PRODUCT DIRECTIONS <ul style="list-style-type: none"> • For control of volunteer barley in preformed seedbeds. PRODUCT RESTRICTIONS <ul style="list-style-type: none"> • DO NOT apply more than 0.7 pints (0.25 lb cation) per acre per application. • DO NOT apply more than 2.1 pints (0.80 lb cation) per acre per year. • DO NOT make more than 3 applications per year. • Minimal Retreatment Interval: 7 days • DO NOT exceed 1.5 lb cation per acre per year of paraquat containing products for all combined uses. 				
POTATO Fresh Market Only	Broadcast	0.7-1.3 pts.	Ground: 20 gals	3

Crop	Use Pattern	LIBERTY PARAQUAT CONCENTRATE Rate per Acre	Minimum Total Spray per Acre	Grazing or Preharvest Interval (days)
<p>Preharvest vine killing and weed desiccation.</p> <p>For Use Only in the states of: Colorado, Delaware, Idaho, Illinois, Indiana, Kansas, Maine, Maryland, Massachusetts, Michigan, Minnesota, Nebraska, Nevada, New Jersey, New, North Dakota, Ohio, Oregon, Pennsylvania, South Dakota, Utah, Washington, Wisconsin and Wyoming</p>				
<p>Directions</p> <ul style="list-style-type: none"> • Potatoes must be harvested promptly after desiccation and processed or consumed immediately. • Begin application when leaves begin to turn yellow. • Use 1.3 pints per acre rate where quick vine kill is desired. • For dense vine growth, use 2 applications of 0.6 pint per acre. Split applications must be applied a minimum of five days apart. <p>Precautions</p> <ul style="list-style-type: none"> • Immature potato foliage is tolerant to LIBERTY PARAQUAT CONCENTRATE. However, desiccation will not be complete under this condition. <p>Restrictions</p> <ul style="list-style-type: none"> • For Fresh Market Potatoes Only. (Fresh Market Potatoes include potatoes that are sent directly from the field to a consumer, grocery store, or processor for use.) • DO NOT apply more than 1.3 pints (0.5 lb cation) per acre per application. • DO NOT apply more than 2.6 pints (0.98 lb cation) per acre per year. • DO NOT make more than 2 applications per year. • Minimal Retreatment Interval: 7 days • DO NOT exceed 1.5 lb cation per acre per year of paraquat containing products for all combined uses. • DO NOT use on potatoes that will be stored as tuber decomposition may result. • DO NOT apply to drought stressed potato vines. • DO NOT use to desiccate the vines of seed potatoes as seed pieces may fail to germinate and grow normally. • DO NOT pasture livestock in treated potato fields. 				
RICE	Preplant or Preemergence Broadcast	Weeds 1-3": 1.3-1.7 pts. Weeds 3-6": 1.7-2. pts. Weeds 6": 2-2.7 pts.	Ground: 10 gals. Air: 5 gals.	-

Crop	Use Pattern	LIBERTY PARAQUAT CONCENTRATE Rate per Acre	Minimum Total Spray per Acre	Grazing or Preharvest Interval (days)
<p>Directions</p> <ul style="list-style-type: none"> • Apply as a broadcast spray before, during or after planting, but before crop emergence. • When vegetation is dense, use higher specified rates and spray volumes. • Seeding should be done with a minimum amount of soil disturbance. • LIBERTY PARAQUAT CONCENTRATE may be tank mixed with other herbicides registered for this use for improved or extended weed control. • It is the pesticide user's responsibility to ensure that all products are registered for the intended use. Read and follow the applicable restrictions and limitations and directions for use on all product labels involved in tank mixing. Users must follow the most restrictive directions for use and precautionary statements of each product in the tank mixture. <p>Precautions</p> <ul style="list-style-type: none"> • This product will not control weeds and grasses emerging after application. Crop plants emerged at time of application will be killed. <p>Restrictions</p> <ul style="list-style-type: none"> • DO NOT apply more than 2.7 pints (1.0 lb cation) per acre per application. • DO NOT apply more than 2.7 pints (1.0 lb cation) per acre per year. • DO NOT make more than 3 applications per year. • Minimal Retreatment Interval: 7 days • DO NOT flood/flush within 48 hours of application in order to ensure complete kill of vegetation. If cool, cloudy and/or wet weather delays speed of kill, DO NOT flood/flush until complete kill is evident. 				
SAFFLOWER	Preplant or Preemergence Broadcast or Banded Over	1.7-2.7 pts.	Ground: 10 gals. Air: 5 gals	-
<p>Directions</p> <ul style="list-style-type: none"> • Apply before, during and after planting but before crop emergence. <p>Restrictions</p> <ul style="list-style-type: none"> • DO NOT apply more than 2.7 pints (1.0 lb cation) per acre per application. • DO NOT apply more than 8.0 pints (3.0 lb cation) per acre per year. • DO NOT make more than 3 applications per year. • Minimum Retreatment Interval: 7 days 				
SAFFLOWER (California Only)	Preplant Broadcast	0.7 pts.	Ground: 10 gals. Air: 5 gals	-
<p>Directions</p> <ul style="list-style-type: none"> • For control of volunteer barley in pre-formed seedbeds. <p>Restrictions</p> <ul style="list-style-type: none"> • DO NOT apply more than 0.7 pints (0.26 lb cation) per acre per application. • DO NOT apply more than 2.1 pints (0.79 lb cation) per acre per year. • DO NOT make more than 3 applications per year. • Minimum Retreatment Interval: 7 days 				
SMALL GRAINS (Barley, wheat)	Preplant or Preemergence	Weeds 1-3": 1.3-1.7 pts. Weeds 3-6": 1.7-2 pts. Weeds 6": 2-2.7 pts.	Ground: 5 gals. Air: 5 gals.	-
<p>Restrictions</p> <ul style="list-style-type: none"> • DO NOT apply more than 2.7 pints (1.0 lb cation) per acre per application. • DO NOT apply more than 8.0 pints (3.0 lb cation) per acre per year. • DO NOT make more than 3 applications per year. • Minimum Retreatment Interval: 7 days 				
SMALL GRAINS (Wheat Only)	Preplant or Preemergence	Weeds 1-3": 1.3-1.7 pts. Weeds 3-6": 1.7-2 pts.	Ground: 10 gals. Air: 5 gals.	-

Crop	Use Pattern	LIBERTY PARAQUAT CONCENTRATE Rate per Acre	Minimum Total Spray per Acre	Grazing or Preharvest Interval (days)
Diclofop-methyl Tank Mix		Weeds 6": 2-2.7 pts.		
<p>Directions</p> <ul style="list-style-type: none"> • A tank mix with diclofop-methyl will improve grass control. • Apply when weeds are actively growing and 1 to 6 inches in height. Weeds 6 inches or taller may not be controlled. • It is the pesticide user's responsibility to ensure that all products are registered for the intended use. Read and follow the applicable restrictions and limitations and directions for use on all product labels involved in tank mixing. Users must follow the most restrictive directions for use and precautionary statements of each product in the tank mixture. <p>Restrictions</p> <ul style="list-style-type: none"> • DO NOT apply more than 2.7 pints (1.0 lb cation) per acre per application. • DO NOT apply more than 8 pints (3.0 lb cation) per acre per year. • DO NOT make more than 3 applications per year. • Minimum Retreatment Interval: 7 days • DO NOT apply this tank mix to barley as crop injury may result. 				
SORGHUM (Grain)	Preplant / Preemergence Broadcast or Band	Weeds 1-3": 1.3-1.7 pts. Weeds 3-6": 1.7-2 pts. Weeds 6": 2-2.7 pts.	Ground: 10 gals. Air: 5 gals.	48 (grain) 20 (forage)
<p>Directions</p> <ul style="list-style-type: none"> • To allow maximum weed and grass emergence, seedbeds should be formed as far ahead of planting as possible. • Seeding should be done with a minimum amount of soil disturbance. <p>Restrictions</p> <ul style="list-style-type: none"> • DO NOT apply more than 2.7 pints (1.0 lb cation) per acre per application. • DO NOT apply more than 8 pints (3.0 lb cation) per acre per year. • DO NOT make more than 3 applications per year. • Minimum Retreatment Interval: 7 days • DO NOT exceed 4.0 lb cation per acre per year of paraquat containing products for all combined uses. 				
SORGHUM (Grain) Atrazine & 2,4-D ester (Low Volatile) Tank Mix	Preplant / Preemergence Broadcast or Band	Weeds 1-3": 1.3-1.7 pts. Weeds 3-6": 1.7-2. pts. Weeds 6": 2-2.7 pts.		48 (grain) 20 (forage)
<p>Directions</p> <ul style="list-style-type: none"> • LIBERTY PARAQUAT CONCENTRATE may be tank mixed with Atrazine for improved preemergence or residual weed control. The addition of 2,4-D ester (Low Volatile) may assist in the suppression or perennial and annual broadleaf weeds emerged at the time of application. • It is the pesticide user's responsibility to ensure that all products are registered for the intended use. Read and follow the applicable restrictions and limitations and directions for use on all product labels involved in tank mixing. Users must follow the most restrictive directions for use and precautionary statements of each product in the tank mixture. <p>Restrictions</p> <ul style="list-style-type: none"> • DO NOT apply more than 2.7 pints (1.0 lb cation) per acre per application. • DO NOT apply more than 8 pints (3.0 lb cation) per acre per year. • DO NOT make more than 3 applications per year. • Minimum Retreatment Interval: 7 days 				

Crop	Use Pattern	LIBERTY PARAQUAT CONCENTRATE Rate per Acre	Minimum Total Spray per Acre	Grazing or Preharvest Interval (days)
<ul style="list-style-type: none"> • DO NOT exceed 4.0 lb cation per acre per year of paraquat containing products for all combined uses. 				
SORGHUM Thifensulfuron + Tribenuron methyl Tank Mix	Preplant	1.3-2.5 pts.	Ground: 10 gals.	48 (grain) 20 (forage)
<p>Directions</p> <ul style="list-style-type: none"> • For Improved weed control, LIBERTY PARAQUAT CONCENTRATE may be tank mixed with Thifensulfuron + Tribenuron methyl. • It is the pesticide user's responsibility to ensure that all products are registered for the intended use. Read and follow the applicable restrictions and limitations and directions for use on all product labels involved in tank mixing. Users must follow the most restrictive directions for use and precautionary statements of each product in the tank mixture. <p>Restrictions</p> <ul style="list-style-type: none"> • DO NOT apply more than 2.5 pints (0.94 lb cation) per acre per application. • DO NOT apply more than 7.5 pints (2.81 lb cation) per acre per year. • DO NOT make more than 3 applications per year. • Minimum Retreatment Interval: 7 days • DO NOT exceed 4.0 lb cation per acre per year of paraquat containing products for all combined uses. 				
SORGHUM (Grain)	Postemergence Directed (Including Hooded or Shielded)	0.7-1.3 pts.	Ground: 10 gals	48 (grain) 20 (forage)
<p>Directions</p> <ul style="list-style-type: none"> • Apply when weeds are actively growing. • Use higher specified rate on larger or hard to control weeds. Weeds inches or taller may not be controlled. <p>Precautions</p> <ul style="list-style-type: none"> • Severe damage and/or complete kill can occur if spray contacts sorghum plants. <p>Restrictions</p> <ul style="list-style-type: none"> • DO NOT apply more than 1.3 pints (0.5 lb cation) per acre per application. • DO NOT apply more than 2.7 pints (1.0 lb cation) per acre per year. • DO NOT make more than 2 applications per year. • Minimum Retreatment Interval: 7 days • DO NOT exceed 4.0 lb cation per acre per year of paraquat containing products for all combined uses. <p>HOODED OR SHIELDED SPRAYERS</p> <p>Directions</p> <ul style="list-style-type: none"> • To avoid excessive crop phytotoxicity, use a hooded or shielded sprayer with skids or wheels on the spray boom to maintain spray height. • Apply by directing spray between the rows and by using hooded or shielded sprayers to prevent spray contact with crop plants. <p>DIRECTED SPRAY WITHOUT HOODED OR SHIELDED SPRAYERS</p> <p>Directions</p> <ul style="list-style-type: none"> • Apply when sorghum is at least 12 inches tall when naturally standing. • Use precision directed-spray application equipment adjusted so that no more than the lower 3 inches of the sorghum stalk is contacted by the application spray. <p>Precautions</p>				

Crop	Use Pattern	LIBERTY PARAQUAT CONCENTRATE Rate per Acre	Minimum Total Spray per Acre	Grazing or Preharvest Interval (days)
<ul style="list-style-type: none"> Some crop injury will occur. The degree of injury is related to the precision of application and spraying conditions. <p>Restrictions</p> <ul style="list-style-type: none"> DO NOT exceed 30 psi nozzle pressure or spray under conditions which may cause excessive drift. 				
SOYBEANS	Preplant or Preemergence	Weeds 1-3": 1.3-1.7 pts. Weeds 3-6": 1.7-2 pts. Weeds 6": 2-2.7 pts.	Ground: 10 gals Air: 5 gals	-
<p>Directions</p> <ul style="list-style-type: none"> Apply as a broadcast spray before, during or after planting, but before crop emergence. LIBERTY PARAQUAT CONCENTRATE may be tank mixed with the following herbicides for improved burndown or residual control: 2,4-DB, alachlor, imazaquin (Preplant Only) Imazethapyr, linuron, metolachlor/S-metolachlor, metolachlor/s-metolachlor + metribuzin, metribuzin, metribuzin + chlorimuron ethyl, oryzalin, oxyfluorfen, thifensulfuron + tribenuron methyl. The rate of this product to be used in these tank mixtures is dependent on weed height and growing conditions. Where weed canopy is dense or under dry conditions, use the highest rate of LIBERTY PARAQUAT CONCENTRATE. It is the pesticide user's responsibility to ensure that all products are registered for the intended use. Read and follow the applicable restrictions and limitations and directions for use on all product labels involved in tank mixing. Users must follow the most restrictive directions for use and precautionary statements of each product in the tank mixture. The lower application rate may be used when weeds are less than 4 inches tall and a selective postemergence spray or cultivation will be made within 3 weeks after planting. Seeding should be done with a minimum amount of soil disturbance. <p>Restrictions</p> <ul style="list-style-type: none"> DO NOT apply more than 2.7 pints (1.0 lb cation) per acre per year. DO NOT apply more than 4.0 pints (1.5 lb cation) per acre per application. DO NOT make more than 3 applications per year. Minimum Retreatment Interval: 7 days DO NOT exceed 2.9 lb cation per acre per year of paraquat containing products for all combined uses. DO NOT graze or harvest for forage or hay before the R3 stage of soybean development (early pod). 				
SOYBEANS 2,4-D ester (Low Volatile) Tank Mix	Preplant or Postemergence	Weeds 1-3": 1.3-1.7 pts. Weeds 3-6": 1.7-2 pts. Weeds 6": 2-2.7 pts.	Ground: 10 gals Air: 5 gals	-
<p>Directions</p> <ul style="list-style-type: none"> Apply 2,4-D ester (Low Volatile) at 0.35 to 0.475 pounds a.i. per acre at least 7 days prior to planting. Apply 2,4-D ester (Low Volatile) at 0.475 to 0.95 pounds a.i. per acre at least 30 days prior to planting. May be tank mixed with residual herbicides listed above. It is the pesticide user's responsibility to ensure that all products are registered for the intended use. Read and follow the applicable restrictions and limitations and directions for use on all product labels involved in tank mixing. Users must follow the most restrictive directions for use and precautionary statements of each product in the tank mixture. <p>Restrictions</p> <ul style="list-style-type: none"> DO NOT apply more than 2.7 pints (1.0 lb cation) per acre per year. DO NOT apply more than 4.0 pints (1.5 lb cation) per acre per application. DO NOT make more than 3 applications per year. 				

Crop	Use Pattern	LIBERTY PARAQUAT CONCENTRATE Rate per Acre	Minimum Total Spray per Acre	Grazing or Preharvest Interval (days)
<ul style="list-style-type: none"> • Minimum Retreatment Interval: 7 days • DO NOT exceed 2.9 lb cation per acre per year of paraquat containing products for all combined uses. • DO NOT apply 2,4-D ester (Low Volatile) prior to planting soybeans if you are not able to accept the results of soybean injury including possible loss of stand and yield. • DO NOT use amine formulation as LIBERTY PARAQUAT CONCENTRATE activity may be reduced. 				
SOYBEANS	Postemergence Directed Spray (Includes Hooded or Shielded)	3.0 - 5.3 fl. oz.	Ground: 10 gals	46
<p>Directions</p> <ul style="list-style-type: none"> • Apply when weeds are actively growing. • Use the lower rate of LIBERTY PARAQUAT CONCENTRATE for control of seedling johnsongrass, crabgrass, goosegrass, Brachiaria, Texas millet and pigweed less than 2 inches tall. For control of 2 to 4 inches red rice, Brachiaria, barnyard grass, crabgrass, goosegrass, seedling johnsongrass, giant foxtail, and fall panicum, use 5.3 fluid ounces per acre. • Use 5.3 fluid ounces per acre for control of 2 to 3 inches sicklepod, purslane, pigweed, cutleaf ground cherry, and common ragweed. • Apply LIBERTY PARAQUAT CONCENTRATE at 5.3 fluid ounces per acre plus 0.2 pound active ingredient per acre of a 2,4-D formulation for control of 2 to 4 inches grasses in mixture with common cocklebur, morningglory, and red rice. • It is the pesticide user's responsibility to ensure that all products are registered for the intended use. Read and follow the applicable restrictions and limitations and directions for use on all product labels involved in tank mixing. Users must follow the most restrictive directions for use and precautionary statements of each product in the tank mixture. • If necessary, make a second and final application 7 to 14 days later. <p>Restrictions</p> <ul style="list-style-type: none"> • DO NOT apply more than 5.3 fluid ounces (0.12 lb cation) per acre per application. • DO NOT apply more than 2.7 pints (1.0 lb cation) per acre per year. • DO NOT make more than 2 applications per year. • Minimum Retreatment Interval: 14 days • DO NOT exceed 2.9 lb cation per acre per year of paraquat containing products for all combined uses. • DO NOT graze or harvest for forage or hay. <p>HOODED OR SHIELDED SPRAYERS</p> <p>Directions</p> <ul style="list-style-type: none"> • Apply by directing spray between the rows and using hooded or shielded sprayers to prevent spray contact with crop plants. • Use higher specified rate on larger (less than 6 inches) or hard to control weeds. Weeds 6 inches or taller may not be controlled. <p>Precautions</p> <ul style="list-style-type: none"> • Severe damage and/or complete kill can occur if spray intentionally or accidentally (including drift of fine droplets) contacts the plants. <p>DIRECTED SPRAY WITHOUT HOODED OR SHIELDED SPRAYERS</p> <p>Directions</p> <ul style="list-style-type: none"> • Use precision directed spray application equipment adjusted so that no more than the lower 3 inches of the soybean plant is contacted by the application spray. <p>Precautions</p>				

Crop	Use Pattern	LIBERTY PARAQUAT CONCENTRATE Rate per Acre	Minimum Total Spray per Acre	Grazing or Preharvest Interval (days)
<ul style="list-style-type: none"> Some crop injury will occur. The degree of injury is dependent upon the precision of application and spraying conditions. <p>Restrictions</p> <ul style="list-style-type: none"> DO NOT treat on soybeans that are less than 8 inches tall. DO NOT exceed 30 psi nozzle pressure or spray under conditions which may cause excessive drift. 				
SOYBEANS	Harvest Aid	5.4-10.7 fl. oz.	Ground: 20 gals Air: 5 gals	15 (grain only)
<p>Directions</p> <ul style="list-style-type: none"> Always use the higher specified rate when treating cocklebur. Indeterminant varieties: Applications should be made when at least 65% of the seed pods have reached a mature brown color or when seed moisture is 30% or less. Determinant varieties: Apply when plants are mature, i.e., beans are fully developed, 1/2 of leaves have dropped, and remaining leaves are yellowing. <p>Precautions</p> <ul style="list-style-type: none"> Injury will occur on immature soybeans. Mature cocklebur, especially drought-stressed plants are tolerant to LIBERTY PARAQUAT CONCENTRATE and desiccation will not be complete. <p>Restrictions</p> <ul style="list-style-type: none"> DO NOT apply more than 10.7 fluid ounces (0.25 lb cation) per acre per application. DO NOT apply more than 10.7 fluid ounces (0.25 lb cation) per acre per year. DO NOT make more than 1 application per year. DO NOT graze or harvest for forage or hay. DO NOT exceed 2.9 lb cation per acre per year of paraquat containing products for all combined uses 				
STRAWBERRIES	Postemergence Directed Spray	1.3 pts.	Ground: 20 gals	21
<p>Directions</p> <ul style="list-style-type: none"> Direct spray between the rows, using shields to prevent spray contact with crop plants. <p>Restrictions</p> <ul style="list-style-type: none"> DO NOT apply more than 1.3 pints (0.50 lb cation) per acre per application. DO NOT apply more than 4 pints (1.5 lb cation) per acre per year. DO NOT make more than 3 applications per year. Minimum Retreatment Interval: 7 days DO NOT allow spray to contact strawberry plants as injury or excessive residues may result. DO NOT graze livestock in treated areas. 				
SUGAR BEETS	Preplant or Preemergence	1.3-2.7 pts.	Ground: 10 gals. Air: 5 gals.	-
<p>Directions</p> <ul style="list-style-type: none"> For heavier weed infestations, use the higher label rate. Seeding or transplanting should be done with a minimum amount of soil disturbance. Can be used in fallow bed/stale seedbed for weed control. Seedbeds or plantbeds should be formed as far ahead of treatment as possible to permit maximum weed emergence. <p>Precautions</p> <ul style="list-style-type: none"> Crop plants emerged at time of application will be killed. <p>Restrictions</p> <ul style="list-style-type: none"> DO NOT apply more than 2.7 pints (1.0 lb cation) per acre per application. DO NOT apply more than 8.0 pints (3.0 lb cation) per acre per year. DO NOT make more than 3 applications per year. 				

Crop	Use Pattern	LIBERTY PARAQUAT CONCENTRATE Rate per Acre	Minimum Total Spray per Acre	Grazing or Preharvest Interval (days)
<ul style="list-style-type: none"> • Minimum Retreatment Interval: 7 days. 				
SUGARCANE Florida	Post-emergence Directed Spray (includes Hooded or Shielded)	1.3 pts.	Ground: 50 gals	--
<p>Directions</p> <ul style="list-style-type: none"> • Apply as a hooded, shielded or directed spray to avoid contact with cane foliage to prevent leaf burn and yield reduction. • If necessary, a second and final application can be made when new weed growth is 2 to 6 inches high. • Optimum results can be obtained by applying in early spring (March to April) when weeds are small. <p>Restrictions</p> <ul style="list-style-type: none"> • DO NOT apply more than 1.3 pints (0.5 lb cation) per acre per application. • DO NOT apply more than 2.7 pints (1.0 lb cation) per acre per year. • DO NOT make more than 2 applications per year. • Minimum Retreatment Interval: 7 days. • DO NOT graze treated areas or feed treated forage to livestock. • DO NOT apply after June 1 as cane growth may be stunted and yields reduced. 				
SUGARCANE Hawaii	Post-emergence Directed Spray (includes Hooded or Shielded)	1.3 pts.	Ground: 20 gals	--
<p>Directions</p> <ul style="list-style-type: none"> • Apply as a hooded, shielded or directed spray to avoid contact with cane foliage to prevent leaf burn and yield reduction. • If necessary, a second and final application can be made when new weed growth is 2 to 6 inches high. <p>Restrictions</p> <ul style="list-style-type: none"> • DO NOT apply more than 1.3 pints (0.5 lb cation) per acre per application. • DO NOT apply more than 2.7 pints (1.0 lb cation) per acre per year. • DO NOT make more than 2 applications per year. • Minimum Retreatment Interval: 7 days. • DO NOT apply after cane rows have closed in. 				
SUGARCANE Louisiana	Post-emergence Directed Spray (includes Hooded or Shielded)	0.7-2.0 pts.	Ground: 20 gals	30
<p>Directions</p> <ul style="list-style-type: none"> • Apply as a hooded, shielded or directed spray to avoid contact with cane foliage to prevent leaf burn and yield reduction. • If necessary, a second and final application can be made when new weed growth is 2 to 6 inches high. • For tiller control, apply when tillers are less than 18 inches high. • For heavier weed infestations or till growth use the higher specified rate. <p>Restrictions</p> <ul style="list-style-type: none"> • DO NOT apply more than 2.0 pints (0.75 lb cation) per acre per application. • DO NOT apply more than 4.0 pints (1.5 lb cation) per acre per year. • DO NOT make more than 2 applications per year. • Minimum Retreatment Interval: 7 days. • DO NOT apply after cane rows have closed in. 				

Crop	Use Pattern	LIBERTY PARAQUAT CONCENTRATE Rate per Acre	Minimum Total Spray per Acre	Grazing or Preharvest Interval (days)
Sugarcane Florida & Texas	Harvest Aid	0.4-0.7 pts.	Air: 5 gals	3
Directions <ul style="list-style-type: none"> Under cool, cloudy weather conditions use higher specified rate. Apply 3 to 14 days before burning and harvest. Restrictions <ul style="list-style-type: none"> DO NOT apply more than 0.7 pints (0.25 lb cation) per acre per application. DO NOT apply more than 0.7 pints (0.25 lb cation) per acre per year. DO NOT make more than 1 application per year. 				
SUNFLOWER	Preplant or Preemergence Broadcast or Band Over Row	1.7-2.7 pts.	Ground: 10 gals Air: 5 gals	7
Directions <ul style="list-style-type: none"> Apply before, during, or after planting but before crop emergence. Restrictions <ul style="list-style-type: none"> DO NOT apply more than 2.7 pints (1.0 lb cation) per acre per application. DO NOT apply more than 8.0 (3.0 lb cation) per acre per year. DO NOT make more than 3 applications per year. Minimum Retreatment Interval: 7 days 				
SUNFLOWER	Preharvest Desiccation Broadcast	0.8-1.3 pts.	Ground: 10 gals Air: 5 gals	7
Directions <ul style="list-style-type: none"> Apply when sunflower seeds reach physiological maturity (when seed moisture is 35% or lower). For many varieties, this is equivalent to the time when the back of the heads are yellow and the bracts are turning brown. When crop stands or weed infestations are heavy, use the higher label rate. Restrictions <ul style="list-style-type: none"> DO NOT apply more than 1.3 pints (0.5 lb cation) per acre per application. DO NOT apply more than 2.7 pints (1.0 lb cation) per acre per year. DO NOT make more than 2 applications per year. Minimum Retreatment Interval: 7 days. DO NOT graze treated areas or feed treated forage to livestock. 				
TARO, DRYLAND (Hawaii Only)	Postemergence Directed Spray	1.3-2.0 pts.	Ground: 10 gals	180
Directions <ul style="list-style-type: none"> Make the first application when weed growth is 1 to 4 inches high. Weeds emerging after the application will not be controlled. A single re-treatment may be made; however, DO NOT harvest dryland taro within 6 months of the last application. Restrictions <ul style="list-style-type: none"> DO NOT apply more than 2.0 pints (0.75 lb cation) per acre per application. DO NOT apply more than 4.0 pints (1.5 lb cation) per acre per year. DO NOT make more than 2 applications per year. Minimum Retreatment Interval: 7 days. DO NOT allow spray to contact the taro plants as injury may result. 				
TREE PLANTATION ESTABLISHMENT	Preplant Broadcast	1.3-2.7 pts.	Ground: 20 gals	-

Crop	Use Pattern	LIBERTY PARAQUAT CONCENTRATE Rate per Acre	Minimum Total Spray per Acre	Grazing or Preharvest Interval (days)
Deciduous and Conifers				
<p>Directions</p> <ul style="list-style-type: none"> • To allow minimum emergence of weeds prepare ground early. • Apply prior to planting. Plant with minimal soil disturbance. • For heavier weed infestations, use the higher application rate. • For improved burndown or residual control, tank mix LIBERTY PARAQUAT CONCENTRATE with other herbicides labeled for this use. • It is the pesticide user's responsibility to ensure that all products are registered for the intended use. Read and follow the applicable restrictions and limitations and directions for use on all product labels involved in tank mixing. Users must follow the most restrictive directions for use and precautionary statements of each product in the tank mixture. <p>Restrictions</p> <ul style="list-style-type: none"> • DO NOT apply more than 2.7 pints (1.0 lb cation) per acre per application. • DO NOT apply more than 8.0 pints (3.0 lb cation) per acre per year. • DO NOT make more than 3 applications per year. • Minimum Retreatment Interval: 7 days. • DO NOT apply in less than 20 gallons per acre, as weed control will be reduced. 				
<p>TREES AND VINES Orchards, Vineyards Windbreak, Shade & Ornamental Trees: Acerola, Apples, Apricots, Avocados, Bananas, Beechnut, Brazil nut, Butternut, Calamondjn, Cashew Cherries, Chestnut Chinquapin, Citrus citron, coffee, figs, filberts, Grapefruit, Grapes, Hickory nut, Kiwi fruit, Kumquat, Lemon, Lime, Macadamia nuts, Mandarin, Nectarines, Olives, Orange (sour & sweet), Papayas, Peaches, Pears, Pistachios, Plums, Prunes, Pummelo, Satsuma, mandarin walnuts, Other shade and ornamental trees</p>	Directed Spray	1.7-2.7 pts.	Ground: 10 gals	Acerola (28) Apricots (28) Cherries (28) Citrus Fruit (1) Coffee (14) Figs (13) Kiwi Fruit (14) Nectarines (28) Olives (13) Peaches (14) Pistachios (7) Plums (28) Prunes (28)

Crop	Use Pattern	LIBERTY PARAQUAT CONCENTRATE Rate per Acre	Minimum Total Spray per Acre	Grazing or Preharvest Interval (days)
such as arborvitae, ash, elm, fir, oak, pine, etc.				
<p>Directions</p> <ul style="list-style-type: none"> • Use the shield or wrap plant when spraying around young trees or vines. • For mature woody weeds, perennial weeds, late germinating weeds and green suckers, retreatment or spot treatment may be necessary. <p>Restrictions</p> <ul style="list-style-type: none"> • Minimum Retreatment Interval all uses: 7 days • DO NOT allow spray to make contact with green stems (except suckers), fruit or foliage. • DO NOT graze treated areas. • DO NOT feed covered crops grown in treated areas to livestock. • DO NOT apply when figs, nuts or olives to be harvested are on the ground. • For Acerola, Apples, Avocados, Bananas, Citrus Fruit, Coffee, Papaya, Pears and Tree Nuts: DO NOT apply more than 2.7 pints (1.0 lb cation) per acre per application. DO NOT apply more than 13.3 pints (5.0 lb cation) per acre per year. DO NOT make more than 5 applications per year. • For Apricots, Cherries, Nectarines, Peaches, Plums and Prunes: DO NOT apply more than 2.7 pints (1.0 lb cation) per acre per application. DO NOT apply more than 8.0 pints (3.0 lb cation) per acre per year. DO NOT make more than 3 applications per year. • For Figs: DO NOT apply more than 2.7 pints (1.0 lb cation) per acre per application. DO NOT apply more than 13.3 pints (5.0 lb cation) per acre per year. DO NOT make more than 3 applications per year. • For Grapes: DO NOT apply more than 2.7 pints (1.0 lb cation) per acre per application. DO NOT apply more than 13.3 pints (5.0 lb cation) per acre per year. DO NOT make more than 5 applications per year. Treat when sucker growth is no more than 8 inches long. Late season applications to weeds should be made to avoid contact with desirable foliage. • For Kiwi fruit: DO NOT apply more than 2.7 pints (1.0 lb cation) per acre per application. DO NOT apply more than 5.4 pints (2.0 lb cation) per acre per year. DO NOT make more than 3 applications per year. • For Olives: DO NOT apply more than 2.7 pints (1.0 lb cation) per acre per application. DO NOT apply more than 10.6 pints (4.0 lb cation) per acre per year. DO NOT make more than 4 applications per year. • For Pistachios: DO NOT apply more than 2.7 pints (1.0 lb cation) per acre per application. DO NOT apply more than 13.3 pints (5.0 lb cation) per acre per year. DO NOT make more than 5 applications per year for all combined applications. DO NOT make more than 2 applications after shells split. • For other shade and ornamental trees including arborvitae, ash, elm, fir, oak, pine, etc: DO NOT apply more than 2.7 pints (1.0 lb cation) per acre per application. DO NOT apply more than 13.3 pints (5.0 lb cation) per acre per year. DO NOT make more than 5 applications per year. 				
TREES AND VINES Tank Mixes	Directed Spray	1.7-2.7 pts.	Ground: 10 gals	Always refer to other Tank Mix labels
<p>Directions</p> <ul style="list-style-type: none"> • This product may be tank mixed with registered residual herbicides listed below for combined emerged and residual weed control. • LIBERTY PARAQUAT CONCENTRATE may be tank mixed with the following herbicides: bromacil + diuron, diuron, napropamid, norflurazon, oryzalin, oxyfluorfen, simazine, terbacil. • It is the pesticide user's responsibility to ensure that all products are registered for the intended use. Read and follow the applicable restrictions and limitations and directions for use on all product labels involved in tank mixing. Users must follow the most restrictive directions for use and precautionary statements of each product in the tank mixture. 				

Crop	Use Pattern	LIBERTY PARAQUAT CONCENTRATE Rate per Acre	Minimum Total Spray per Acre	Grazing or Preharvest Interval (days)
Restrictions- <ul style="list-style-type: none"> • See “TREE AND VINES” section for restrictions. 				
TYFON (New Hampshire only)	Preplant Preemergence	1.7-2.7 pts.	Ground: 10 gals	-
Directions <ul style="list-style-type: none"> • Seeding should be done with a minimum of soil disturbance. Precautions <ul style="list-style-type: none"> • Weeds and grasses emerging after treatment will not be controlled. • Crop plants emerged at time of application will be injured. Restrictions <ul style="list-style-type: none"> • DO NOT apply more than 2.7 pints (1.0 lb cation) per acre per application. • DO NOT apply more than 8.0 pints (3.0 lb cation) per acre per year. • DO NOT make more than 3 applications per year. • Minimum Retreatment Interval: 7 days 				
VEGETABLES (Seeded or Transplanted) Beans (lima, snap), Broccoli, Cabbage, Cantaloupe, Carrots, Cauliflower, Chayote fruit, Chinese cabbage, Chinese wax gourd, Citron melon, Collards, Cucumber, Eggplant, Gherkin, Gourd, Edible, Groundcherry, Lettuce, Momordica spp., Musk melons, Peas, Pepino, Pepper, Pumpkin, Squash, Sweet Corn, Tomatillo, Turnips, Tomatoes, Watermelons	Preplant Preemergence	1.3-2.7 pts.	Ground: 10 gals. Air: 5 gals.	-
Directions <ul style="list-style-type: none"> • Seedbeds or plantbeds should be formed as far ahead of treatment as possible to permit maximum weed emergence. • Banded or broadcast treatment applications can be made before, during or after planting but prior to the crop emergence. • For heavier weed infestations, use the higher specified rate. • Seeding or transplanting should be done with a minimum amount of soil disturbance. • Crop plants emerged at time of application will be killed. • LIBERTY PARAQUAT CONCENTRATE can be used in fallow bed/stale seedbed for weed control alone or tank mixed with oxyfluorfen. 				

Crop	Use Pattern	LIBERTY PARAQUAT CONCENTRATE Rate per Acre	Minimum Total Spray per Acre	Grazing or Preharvest Interval (days)
<ul style="list-style-type: none"> It is the pesticide user's responsibility to ensure that all products are registered for the intended use. Read and follow the applicable restrictions and limitations and directions for use on all product labels involved in tank mixing. Users must follow the most restrictive directions for use and precautionary statements of each product in the tank mixture. <p>Restrictions</p> <ul style="list-style-type: none"> For Fruiting Vegetables, except Tomato <ul style="list-style-type: none"> DO NOT apply more than 2.7 pints (1.0 lb cation) per acre per application. DO NOT apply more than 8.0 pints (3.0 lb cation) per acre per year. DO NOT make more than 3 applications per year. Minimal Retreatment Interval: 14 days. DO NOT exceed 4.5 lb cation per acre per year of paraquat containing products for all combined uses. For Cucurbit Vegetables: <ul style="list-style-type: none"> DO NOT apply more than 2.7 pint (1.0 lb cation) per acre per application. DO NOT apply more than 6.6 pints (2.5 lb cation) per acre per year. DO NOT make more than 3 applications per year. Minimal Retreatment Interval: 14 days For Leafy Vegetables, Brassica (Cole), Carrots, Lettuce and Turnips <ul style="list-style-type: none"> DO NOT apply more than 2.7 pint (1.0 lb cation) per acre per application. DO NOT apply more than 8.0 pints (3.0 lb cation) per acre per year. DO NOT make more than 3 applications per year. Minimal Retreatment Interval: 7 days Tomatoes <ul style="list-style-type: none"> DO NOT apply more than 2.7 pint (1.0 lb cation) per acre per application. DO NOT apply more than 4.0 pints (3.0 lb cation) per acre per year. DO NOT make more than 3 applications per year. Minimal Retreatment Interval: 7 days Pre-Harvest Interval (PHI): 30 days DO NOT exceed 3.0 lb cation per acre per year of paraquat containing products for all combined uses. 				
VEGETABLES Eggplant Peppers Tomatoes	Directed Spray	1.3 pts.	Ground: 10 gals.	-
<p>Directions</p> <ul style="list-style-type: none"> For control or suppression of emerged weeds between rows after crop establishment. Use precision directed spray application equipment adjusted to prevent spray contact with crop plants. Apply when weeds are succulent and weed growth is less than 6 inches. <p>Restrictions</p> <ul style="list-style-type: none"> DO NOT exceed 30 psi nozzle pressure. DO NOT spray under conditions which may cause excessive drift. DO NOT allow animals to graze in treated areas. For Eggplant and Peppers: <ul style="list-style-type: none"> DO NOT apply more than 1.3 pints (0.5 lb cation) per acre per application. DO NOT apply more than 4.0 pints (1.5 lb cation) per acre per year. DO NOT make more than 3 applications per year. Minimal Retreatment Interval: 14 days DO NOT exceed 4.5 lb cation per acre per year of paraquat containing products for all combined uses. 				

Crop	Use Pattern	LIBERTY PARAQUAT CONCENTRATE Rate per Acre	Minimum Total Spray per Acre	Grazing or Preharvest Interval (days)
<ul style="list-style-type: none"> • For Tomatoes: <ul style="list-style-type: none"> • DO NOT apply more than 1.5 pints (0.5 lb cation) per acre per application. • DO NOT apply more than 4.0 pints (1.5 lb cation) per acre per year. • DO NOT make more than 3 applications per year. • Minimal Retreatment Interval: 7 days • Pre-Harvest Interval (PHI): 30 days • DO NOT exceed 3.0 lb cation per acre per year of paraquat containing products for all combined uses. 				
VEGETABLES Tomatoes	After Final Harvest	1.6-2.5 pts.	Ground: 40-120 gals	-
<p>Directions</p> <ul style="list-style-type: none"> • Apply in 40 to 120 gallons of water per acre (0.6 to 0.93 pound a.i. per acre). • Add NIS containing 75% or more surface active agent at 0.125 v/v (1 pint per 100 gallons, spray solution). • To ensure maximum herbicide burndown, tomato vines should be thoroughly covered. • To aid in the removal of sweet potato whitefly, burn tomato vines with propane burners as soon as possible after the vines have dried down sufficiently. <p>Precautions</p> <ul style="list-style-type: none"> • LIBERTY PARAQUAT CONCENTRATE may be deactivated and less efficacious when dirty or muddy water is used. <p>Restrictions</p> <ul style="list-style-type: none"> • To minimize drift, DO NOT use nozzles or nozzle configurations which produce fine spray droplets (mist). • DO NOT apply more than 2.5 pints (0.95 lb cation) per acre per application. • DO NOT apply more than 5.0 pints (1.9 lb cation) per acre per application. • DO NOT make more than 2 application per year. • Minimal Retreatment Interval: 7 days • DO NOT exceed 3.0 lb cation per acre per year of paraquat containing products for all combined uses. 				
VEGETABLES (California, Washington, Oregon, Idaho only) Lettuce, Melon, Sugar Beets, Tomatoes	Broadcast	0.4-0.7 pts.	Ground: 10 gals. Air: 5 gals	-
<p>Directions</p> <ul style="list-style-type: none"> • For control of volunteer barley in preformed seedbeds. <p>Restrictions</p> <ul style="list-style-type: none"> • DO NOT apply more than 0.7 pints (0.26 lb cation)) per acre per application. • DO NOT apply more than 1.4 pints (0.53 lb cation) per acre per year. • DO NOT make more than 2 applications per year. • Minimal Retreatment Interval: 14 days • Pre-Harvest Interval (PHI): 30 days for tomatoes. • For Lettuce, Sugar Beets and Tomatoes: DO NOT exceed 3.0 lb cation per acre per year of paraquat containing products for all combined uses. • For Melons, DO NOT exceed 2.5 lb cation per acre per year of paraquat containing products for all combined uses. 				
VEGETABLES Rhubarb	Dormant	1.7-2.7 pts.	Ground: 10 gals.	-

Crop	Use Pattern	LIBERTY PARAQUAT CONCENTRATE Rate per Acre	Minimum Total Spray per Acre	Grazing or Preharvest Interval (days)
Directions <ul style="list-style-type: none"> Apply during dormant season before buds in crown begin to grow. Restrictions <ul style="list-style-type: none"> DO NOT apply more than 2.7 pints (1.0 lb cation) per acre per application. DO NOT apply more than 5.4 pints (2.0 lb cation) per acre per year. DO NOT make more than 2 applications per year. Minimum Retreat Interval: 7 days. 				

RESIN SOAKING

Pines including Loblolly, Shortleaf, Longleaf, Slash, Virginia, Pond, Pitch, and Spruce Pines.

Tree Selection -Trees should be selected from stands on sites not subject to stress from periods of extreme drought stress because the desiccating effect of LIBERTY PARAQUAT CONCENTRATE is accentuated during drought, causing a reduction in the amount of oleoresin deposited in the xylem. Vigorous, non-stagnated natural or planted stands should be selected. Plan LIBERTY PARAQUAT CONCENTRATE treatments in stagnated or commercial timber stands, no sooner than three years after a commercial thinning.

Application Directions: To bring the treatment into contact with sapwood (or xylem); apply water-diluted LIBERTY PARAQUAT CONCENTRATE to an appropriate wound in the tree trunk. Bark Streaks or Cuts: Use a standard or rotary bark hack or a chainsaw shipping tool (used in naval stores work) to remove a single 1-inch wide streak of bark about 1 to 2 ft. from ground level. **DO NOT** exceed 1/3 of the circumference of the tree. Serious girdling of the trunk and premature death of the tree can result if multiple streaks or cuts are made. Apply a coarse spray (about 1.7-5.0 ml) LIBERTY PARAQUAT CONCENTRATE solution (1-5% cation, wt./wt. basis) to runoff to the exposed xylem, using a low-pressure sprayer. The amount of spray required per cut depends on tree circumference and the length of cut or streak. For example, for a 9-inch diameter tree, using 3 ml of 2 or 4% LIBERTY PARAQUAT CONCENTRATE solution will cover the 1-inch wide streak and will result in application of 60 or 120 mg per streak.

Time of Treatment: Less severe pine beetle infestation and longer tree life usually result during cool season treatments under non-drought seasons. However, resin soaking can occur from treatments made any time of the year.

Interval between Treatment and Tree Harvest: There should be at least a 6-month interval between application of LIBERTY PARAQUAT CONCENTRATE and tree harvest. However, it is preferable the interval is from 12-24 months, even though intervals of over 6 months may not be possible under conditions of drought or serious pine beetle attacks possibly making early harvest necessary.

With this treatment, there is a potential for promoting beetle attack or causing premature death of the tree. At high dosage rates, desiccation of the xylem tissue, rather than the desired resin soaking, may occur.

Note: This type of treatment may reduce stem growth during between treatment and tree harvest.

Dilution Table for LIBERTY PARAQUAT CONCENTRATE (3.0 lbs. cation per gallon)	
Concentration of Cation Desired (wt./wt. basis)	Add the Following No. Gal. of Water of 2/3 Gallon of LIBERTY PARAQUAT CONCENTRATE
0.2%	118.8
0.5%	46.8
1.0%	22.9
2.0%	10.9
3.0%	6.9

4.0%	4.9
5.0%	3.7

Crop	Use Pattern	LIBERTY PARAQUAT CONCENTRATE Rate per Acre	Minimum Total Spray per Acre	Grazing or Preharvest Interval (days)
CONSERVATION RESERVE, FEDERAL SETASIDE, CONSERVATION COMPLIANCE PROGRAMS	Broadcast	1.7-2.7 pts.	Ground: 10 gals. Air: 5 gals.	-
<p>Directions</p> <ul style="list-style-type: none"> LIBERTY PARAQUAT CONCENTRATE may be tank mixed with other herbicides registered for this use for improved emerged weed control or extended weed control. It is the pesticide user's responsibility to ensure that all products are registered for the intended use. Read and follow the applicable restrictions and limitations and directions for use on all product labels involved in tank mixing. Users must follow the most restrictive directions for use and precautionary statements of each product in the tank mixture. <p>Restrictions</p> <ul style="list-style-type: none"> DO NOT apply more than 2.7 pints (1.0 lb cation) per acre per application. DO NOT apply more than 5.4 pints (2.0 lb cation) per acre per year. DO NOT make more than 3 applications per year. Minimal Retreatment Interval: 7 days. 				
NONCROP USES	Broadcast or Spot Treatment	1.7-2.7 pts.	Ground: 10 gals	-
<p>Directions</p> <ul style="list-style-type: none"> To be used in noncrop areas including public airports, electric transformer stations, pipeline pumping stations, around commercial buildings, storage yards and other installations, and fence lines. <p>Precautions</p> <ul style="list-style-type: none"> Avoid spray contact with the foliage of ornamentals or desired plants. <p>Restrictions</p> <ul style="list-style-type: none"> DO NOT apply more than 2.7 pints (1.0 lb cation) per acre per application. DO NOT apply more than 27 pints (10 lb cation) per acre per year. DO NO make more than 10 applications per year. Minimal Retreatment Interval: 7 days 				
PASTURE RESEEDING For suppression of existing sod and undesirable emerged broadleaf weeds and grasses prior to or at time of planting grasses or forage legumes.	Broadcast	0.7-1.3 pts.	Ground: 10 gals. Air: 5 gals.	40
<p>Restrictions</p> <ul style="list-style-type: none"> DO NOT apply more than 1.3 pints (0.5 lb cation) per acre per application. DO NOT apply more than 4.0 pints (1.5 lb cation) per acre per year. DO NOT make more than 3 applications per year. 				

Crop	Use Pattern	LIBERTY PARAQUAT CONCENTRATE Rate per Acre	Minimum Total Spray per Acre	Grazing or Preharvest Interval (days)
<ul style="list-style-type: none"> • Minimal Retreatment Interval: 7 days <p>West of Cascade and Sierra Nevada Mountains</p> <p>Directions</p> <ul style="list-style-type: none"> • Apply in October through December after first fall rains and after weeds have emerged and sod has started new growth. • Apply on moderately to heavily grazed areas for best seeding results. <p>Restrictions</p> <ul style="list-style-type: none"> • DO NOT use in heavy sod and weed growth areas. <p>East of Rocky Mountains</p> <p>Directions</p> <ul style="list-style-type: none"> • Use the 1.3 pints per acre rate on vigorous or coarse sod species such as brome grass. • Apply prior to, or at time of seeding grasses or forage legumes. • Apply only to grazed or mowed pastures not more than 3 inches in height at time of treatment. <p>Bermudagrass or Bahiagrass Sods</p> <p>Directions</p> <ul style="list-style-type: none"> • Apply in late summer or early fall to sod not exceeding 3 inches in height. • For control of emerged little barley, apply in February or March before the mid-boot stage of little barley. <p>Bermudagrass and Coastal Bermudagrass Pastures</p> <p>Directions</p> <ul style="list-style-type: none"> • Apply when bermudagrass is dormant. • For control of little barley, apply before the mid-boot stage. <p>Restrictions</p> <ul style="list-style-type: none"> • Do not mow for hay until 40 days after treatment. 				
<p>For control of endophyte-fungus-infected fescue forage legume/grass mixture and other grass pastures</p>	<p>Broadcast (Split Application)</p>	<p>0.7-1.3 pts. followed by 0.7-1.3 pts.</p>	<p>Ground: 10 gals</p>	<p>-</p>
<p>Directions</p> <ul style="list-style-type: none"> • Use split applications of 10 to 21 days apart if necessary. • For spring plantings, the initial application of 0.7 to 1.3 pints may be made the previous fall. • Apply when fescue is actively growing and no more than 4 inches high. • To reduce the infestation of endophyte-infested grass, DO NOT allow fescue to go to seed starting with the preceding years crop. <p>Restrictions</p> <ul style="list-style-type: none"> • DO NOT apply more than 1.3 pints (0.5 lb cation) per acre per application. • DO NOT apply more than 2.7 pints (1.0 lb cation) per acre per year. • DO NOT make more than 2 applications per year. • Minimum Retreatment Interval: 10 days 				
<p>*For prickly pear desiccation in pastures *Not for use in California</p>	<p>Spot Sprays</p>	<p>0.8 fl. oz. per gallon of water</p>	<p>Spray to wet weed foliage</p>	<p>-</p>
<p>Directions</p>				

Crop	Use Pattern	LIBERTY PARAQUAT CONCENTRATE Rate per Acre	Minimum Total Spray per Acre	Grazing or Preharvest Interval (days)
<ul style="list-style-type: none"> Manually pressurized handwands can be used to direct the spray onto weed foliage so that the spray thoroughly wets foliage. Mix 0.8 fluid ounces of LIBERTY PARAQUAT CONCENTRATE and 1/3 fluid ounce of a nonionic surfactant per gallon of water. Completely and uniformly cover all green prickly pear foliage with spray. Apply in May through September for best desiccation results. Apply only to pastures with no more than 3 inches of height at time of treatment. Tank mix with 2,4-D + Picloram at a rate of 1 to 2 fluid ounces per gallon of water for improved desiccation and perennial control of prickly pear. It is the pesticide user's responsibility to ensure that all products are registered for the intended use. Read and follow the applicable restrictions and limitations and directions for use on all product labels involved in tank mixing. Users must follow the most restrictive directions for use and precautionary statements of each product in the tank mixture. <p>Restrictions</p> <ul style="list-style-type: none"> DO NOT make more than 10 applications per year. DO NOT use more than 1.6 pints (0.60 lb cation) per acre per year. 				
<p>*For Juniper Species leaf moisture reduction or desiccation prior to prescribed burning of pastures. *Not for use in California</p>	Broadcast	1.3 pts.	Air: 5 gals	-
<p>Directions</p> <ul style="list-style-type: none"> Use only in conjunction with prescribed burning as recommended and monitored by local SCS or University and Extension Range Specialists. Apply during hot, dry weather conditions (generally July and August), Use 2% v/v nonionic surfactant in a minimum of 5 gallons spray solution. Monitor juniper leaf moisture content. Maximum leaf moisture reduction generally occurs 3 to 4 weeks after LIBERTY PARAQUAT CONCENTRATE application. <p>Precautions</p> <ul style="list-style-type: none"> Significant soil moisture and/or wet weather conditions prior to or after application will decrease the potential for juniper crown burns. Reduction in leaf moisture can be adversely affected by cool or humid weather conditions. <p>Restrictions</p> <ul style="list-style-type: none"> DO NOT apply more than 1.3 pints (0.5 lb cation) per acre per application. DO NOT apply more than 4.0 pints (2.0 lb cation) per acre per year. DO NOT make more than 3 applications per year. Minimal Retreatment Interval: 7 days DO NOT graze livestock after application or prior to burning. 				
<p>*Native Pastures *Not for use in California</p>	Broadcast	1.0-1.2 pts.	Ground: 10 gals Air: 5 gals	40
<p>Directions</p> <ul style="list-style-type: none"> Apply LIBERTY PARAQUAT CONCENTRATE for control of downy and Japanese brome. Apply in spring after 90% node formation of brome species, but before full bloom. Apply only to pastures with no more than 3 inches of height at time of treatment. 				

Crop	Use Pattern	LIBERTY PARAQUAT CONCENTRATE Rate per Acre	Minimum Total Spray per Acre	Grazing or Preharvest Interval (days)
Precautions				
<ul style="list-style-type: none"> Emerged native perennial grasses will be burned by application, but application after 90% node formation will allow adequate time for native grasses to recover and attain maximum growth in the use season. 				
Restrictions				
<ul style="list-style-type: none"> DO NOT apply more than 1.2 pints (0.45 lb cation) per acre per application. DO NOT apply more than 1.2 pints (0.45 lb cation) per acre per year. DO NOT make more than 2 applications per year. Minimum Retreatment Interval: 7 days 				

Conversion Table LIBERTY PARAQUAT CONCENTRATE to Be Applied			
Fluid Ounces	Pints	Lb. Cation	Acres/Gallon
2.5	0.16	0.06	51.3
4.8	0.30	0.11	26.7
5.28	0.33 (1/3)	0.12	24.2
5.52	0.35	0.13	23.2
10.00	0.63 (5/8)	0.23	12.8
11.00	0.69	0.26	11.6
11.20	0.70	0.26	11.4
12.00	0.75 (3/4)	0.28	10.7
16.00	1.00	0.38	8.0
20.00	1.25 (1 1/4)	0.47	6.4
20.80	1.30	0.49	6.2
24.00	1.50 (1 1/2)	0.56	5.3
28.00	1.75 (1 3/4)	0.66	4.6
32.00	2.00	0.75	4.0
40.00	2.50 (2 1/2)	0.94	3.2
43.20	2.0	1.00	3.0

STORAGE AND DISPOSAL

DO NOT contaminate water, food, or feed by storage or disposal.

PESTICIDE STORAGE: Store in original container and place in a locked storage area. **DO NOT** mix or store in containers, spray tanks, nurse tanks, or such systems made of aluminum or having aluminum fittings. Store at temperatures above 32°F. For Emergencies involving a Spill, Leak, Fire, Exposure, or Accident, contact: CHEMTREC at (800) 424-9300.

PESTICIDE DISPOSAL: Pesticide wastes are acutely hazardous. Improper disposal of excess, spray mixture, or rinsate is a violation of Federal Law. If these wastes cannot be disposed of by use according to label instructions, contact your State Pesticide or Environmental Control Agency, or the Hazardous Waste representative at the nearest EPA Regional Office for guidance.

Container Handling

NONREFILLABLE CONTAINER:

Rigid, Nonrefillable Container Small Enough to Shake (Capacity of 5 Gallons or Less): Nonrefillable Container. **DO NOT** reuse or refill this container. Triple rinse or pressure rinse container (or equivalent) promptly after emptying. **Triple rinse as follows:** Pump or empty the remaining contents into application equipment or a mix tank. Fill the container 1/4 full with water. Shake for 10 seconds. Pump rinsate into application equipment or a mix tank. Repeat this procedure two more times. [Prepare container for recycling.] Then offer container for recycling or reconditioning if available, or puncture and dispose and dispose of in a sanitary landfill, or by other procedures approved by state and local authorities. **Pressure**

rinse as follows: Pump or empty the remaining contents into application equipment or a mix tank. While container is in the closed transfer system rinse at 40 PSI for at least 30 seconds. Once container is rinsed, [prepare container for recycling, then] offer for recycling if available or puncture and dispose and dispose of in a sanitary landfill, or by other procedures approved by state and local authorities.

Rigid, Nonrefillable Container Not Large Enough to Shake (Capacity of Greater than 5 Gallons, but Less than 120 Gallons): Nonrefillable Container. **DO NOT** reuse or refill this container. Triple rinse or pressure rinse container (or equivalent) promptly after emptying. The built-in chemical extraction probe must be rinsed within the pesticide container prior to removal. **Triple rinse as follows:** Pump or empty the remaining contents into application equipment or a mix tank. Fill the container 1/4 full with water. Remove transfer hoses. Tip container on its side and roll it back and forth, ensuring at least one complete revolution, for 30 seconds. Stand the container on its end and tip it back and forth several times. Turn the container over onto its other end and tip it back and forth several times. Empty the rinsate into application equipment or a mix tank or store rinsate for later use or disposal. Repeat this procedure two more times. Once container is rinsed, [prepare container for recycling, then] offer for recycling if available, or puncture and dispose and dispose of in a sanitary landfill, or by other procedures approved by state and local authorities. **Pressure rinse as follows:** Pump or empty the remaining contents into application equipment or a mix tank. While container is in the closed transfer system rinse at 40 PSI for at least 30 seconds. Once container is rinsed, [prepare container for recycling, then] offer for recycling if available or puncture and dispose and dispose of in a sanitary landfill, or by other procedures approved by state and local authorities.

Nonrefillable Container Greater than or Equal to 120 Gallons: Nonrefillable Container. **DO NOT** reuse or refill this container. Triple rinse promptly after emptying. The built-in chemical extraction probe must be rinsed within the pesticide container prior to removal. **Triple rinse as follows:** Empty the remaining contents into application equipment or a mix tank. Fill the container 1/4 full with water. Replace and tighten closures. Tip container on its side and roll it back and forth, ensuring at least one complete revolution, for 30 seconds. Stand the container on its end and tip it back and forth several times. Turn the container over onto its other end and tip it back and forth several times. Empty the rinsate into application equipment or a mix tank or store rinsate for later use or disposal. Repeat this procedure two more times. Then offer container for recycling or reconditioning if available, or puncture and dispose and dispose of in a sanitary landfill, or by other procedures approved by state and local authorities.

REFILLABLE CONTAINER (Greater than or Equal to 120 Gallons and Bulk): Refill this container with pesticide only. **DO NOT** reuse this container for any other purpose. Cleaning the container before final disposal is the responsibility of the person disposing of the container. Cleaning before refilling is the responsibility of the refiller. To clean the container before final disposal, empty the remaining contents from this container into application equipment or mix tank. Fill the container about 10 percent full with water. Agitate vigorously or recirculate water with the pump for 2 minutes. Pour or pump rinsate into application equipment or rinsate collection system. Repeat this rinsing procedure two more times. After triple rinsing is complete, and the container is not suitable for refilling or reconditioning, offer the container for recycling if available, or puncture and dispose of in a sanitary landfill, or by incineration, or by other procedures approved by state and local authorities.

CONTAINER IS NOT SAFE FOR FOOD, FEED, OR DRINKING WATER.

CONDITIONS OF SALE AND LIMITATION OF WARRANTY AND LIABILITY

NOTICE: Read the entire Directions for Use and Conditions of Sale and Limitation of Warranty and Liability before buying or using this product. If the terms are not acceptable, return the product at once, unopened, and the purchase price will be refunded.

The Directions for Use of this product must be followed carefully. It is impossible to eliminate all risks inherently associated with the use of this product. Ineffectiveness or other unintended consequences may result because of such factors as manner of use or application, weather, presence of other materials or other influencing factors in the use of the product, which are beyond the control of LIBERTY CROP PROTECTION, LLC or Seller. To the extent consistent with applicable law, all such risks shall be assumed by Buyer and User, and Buyer and User agree to hold LIBERTY CROP PROTECTION, LLC and Seller harmless for any claims relating to such factors.

LIBERTY CROP PROTECTION, LLC warrants that this product conforms to the chemical description on the label and is reasonably fit for the purposes stated in the Directions for Use, subject to the inherent risks referred to above, when used in accordance with directions under normal use conditions. This warranty does not extend to the use of this product contrary to label instructions, or under abnormal conditions or under conditions not reasonably foreseeable to or beyond the control of Seller or LIBERTY CROP PROTECTION, LLC and Buyer and User assume the risk of any such use. TO THE EXTENT CONSISTENT WITH APPLICABLE LAW, LIBERTY CROP PROTECTION, LLC MAKES NO WARRANTIES OF MERCHANTABILITY OR OF FITNESS FOR A PARTICULAR PURPOSE OR ANY OTHER EXPRESS OR IMPLIED WARRANTY EXCEPT AS STATED ABOVE.

To the extent consistent with applicable law, neither LIBERTY CROP PROTECTION, LLC nor Seller shall be liable for any incidental, consequential or special damages resulting from the use or handling of this product. TO THE EXTENT CONSISTENT WITH APPLICABLE LAW, THE EXCLUSIVE REMEDY OF THE USER OR BUYER, AND THE EXCLUSIVE LIABILITY OF LIBERTY CROP PROTECTION, LLC AND SELLER FOR ANY AND ALL CLAIMS, LOSSES, INJURIES OR DAMAGES (INCLUDING CLAIMS BASED ON BREACH OF WARRANTY, CONTRACT, NEGLIGENCE, TORT, STRICT LIABILITY OR OTHERWISE) RESULTING FROM THE USE OR HANDLING OF THIS PRODUCT, SHALL BE THE RETURN OF THE PURCHASE PRICE OF THE PRODUCT OR, AT THE ELECTION OF LIBERTY CROP PROTECTION, LLC OR SELLER, THE REPLACEMENT OF THE PRODUCT. LIBERTY CROP PROTECTION, LLC and Seller offer this product, and Buyer and User accept it, subject to the foregoing conditions of Sale and Limitation of Warranty and Liability which may not be modified except by written agreement signed by a duly authorized representative of LIBERTY CROP PROTECTION, LLC.

All trademarks are the property of their respective owners.

SUPPLEMENTAL WARNING MATERIALS
LIBERTY PARAQUAT CONCENTRATE
EPA Reg. No. 89167-25

PARAQUAT DICHLORIDE STICKER TO BE AFFIXED TO CAP OF PRODUCT
(3 Options)



DANGER

ONE SIP CAN KILL




PELIGRO

**UN SORBO PUEDE
CAUSAR LA MUERTE**







PRODUCT PACKAGE SAFETY REQUIREMENTS STICKER

**LIBERTY PARAQUAT CONCENTRATE
EPA Reg. No. 89167-25
(2 options – alternate pictographs)**

Option 1:

PRODUCT PACKAGE SAFETY REQUIREMENT STICKER		
NEVER TRANSFER THIS PRODUCT INTO FOOD OR BEVERAGE CONTAINERS OR CONTAINERS NOT EXPLICITLY INTENDED FOR PESTICIDES.	NUNCA TRANSFERIRA ESTE PRODUCTO A RECIPIENTES PARA COMIDA O DE BEBIDAS O RECIPIENTES NO EXPLÍCITAMENTE PREVISTOS PARA PLAGUICIDAS.	
ONE SIP CAN KILL.	UN SORBO PUEDE CAUSAR LA MUERTE.	
CONTACT WITH SKIN MAY RESULT IN POISONING.	EL CONTACTO CON LA PIEL PUEDE CAUSAR ENVENENAMIENTO.	
EXPOSURE TO EYES MAY CAUSE SUBSTANTIAL EYE INJURY.	EXPOSICIÓN A LOS OJOS PUEDE CAUSAR LESIONES SUSTANCIALES EN LOS OJOS.	
PARAQUAT SHOULD ALWAYS BE STORED TIGHTLY CLOSED IN ORIGINAL CONTAINER, AND IN A LOCKED PLACE AWAY FROM CHILDREN AND ANIMALS.	EL PARAQUAT DEBE ALMACENARSE SIEMPRE CERRADO EN SU RECIPIENTE ORIGINAL, Y EN UN LUGAR CERRADO, ALEJADO DE NIÑOS Y ANIMALES.	
READ ENTIRE LABEL PRIOR TO USING THIS PRODUCT.	LEA LA ETIQUETA COMPLETA ANTES DE USAR ESTE PRODUCTO.	

Option 2:

PRODUCT PACKAGE SAFETY REQUIREMENT STICKER		
<p>NEVER TRANSFER THIS PRODUCT INTO FOOD OR BEVERAGE CONTAINERS OR CONTAINERS NOT EXPLICITLY INTENDED FOR PESTICIDES.</p>	<p>NUNCA TRANSFIERA ESTE PRODUCTO A RECIPIENTES PARA COMIDA O DE BEBIDAS O RECIPIENTES NO EXPLÍCITAMENTE PREVISTOS PARA PLAGUICIDAS.</p>	
<p>ONE SIP CAN KILL.</p>	<p>UN SORBO PUEDE CAUSAR LA MUERTE.</p>	
<p>CONTACT WITH SKIN MAY RESULT IN POISONING.</p>	<p>EL CONTACTO CON LA PIEL PUEDE CAUSAR ENVENENAMIENTO.</p>	
<p>EXPOSURE TO EYES MAY CAUSE SUBSTANTIAL EYE INJURY.</p>	<p>EXPOSICIÓN A LOS OJOS PUEDE CAUSAR LESIONES SUSTANCIALES EN LOS OJOS.</p>	
<p>PARAQUAT SHOULD ALWAYS BE STORED TIGHTLY CLOSED IN ORIGINAL CONTAINER, AND IN A LOCKED PLACE AWAY FROM CHILDREN AND ANIMALS.</p>	<p>EL PARAQUAT DEBE ALMACENARSE SIEMPRE CERRADO EN SU RECIPIENTE ORIGINAL, Y EN UN LUGAR CERRADO, ALEJADO DE NIÑOS Y ANIMALES.</p>	
<p>READ ENTIRE LABEL PRIOR TO USING THIS PRODUCT.</p>	<p>LEA LA ETIQUETA COMPLETA ANTES DE USAR ESTE PRODUCTO.</p>	







PARAQUAT DICHLORIDE COUNTER CARD

**LIBERTY PARAQUAT CONCENTRATE
EPA Reg. No. 89167-25
(2 options – alternate pictographs)**

Option 1:

COUNTER CARD		
NEVER TRANSFER THIS PRODUCT INTO FOOD OR BEVERAGE CONTAINERS OR CONTAINERS NOT EXPLICITLY INTENDED FOR PESTICIDES.	NUNCA TRANSFERIRA ESTE PRODUCTO A RECIPIENTES PARA COMIDA O DE BEBIDAS O RECIPIENTES NO EXPLÍCITAMENTE PREVISTOS PARA PLAGUICIDAS.	
ONE SIP CAN KILL.	UN SORBO PUEDE CAUSAR LA MUERTE.	
CONTACT WITH SKIN MAY RESULT IN POISONING.	EL CONTACTO CON LA PIEL PUEDE CAUSAR ENVENENAMIENTO.	
EXPOSURE TO EYES MAY CAUSE SUBSTANTIAL EYE INJURY.	EXPOSICIÓN A LOS OJOS PUEDE CAUSAR LESIONES SUSTANCIALES EN LOS OJOS.	
PARAQUAT SHOULD ALWAYS BE STORED TIGHTLY CLOSED IN ORIGINAL CONTAINER, AND IN A LOCKED PLACE AWAY FROM CHILDREN AND ANIMALS.	EL PARAQUAT DEBE ALMACENARSE SIEMPRE CERRADO EN SU RECIPIENTE ORIGINAL, Y EN UN LUGAR CERRADO, ALEJADO DE NIÑOS Y ANIMALES.	
READ ENTIRE LABEL PRIOR TO USING THIS PRODUCT.	LEA LA ETIQUETA COMPLETA ANTES DE USAR ESTE PRODUCTO.	
DISREGARDING LABEL DIRECTIONS IS A VIOLATION OF FEDERAL LAW AND IS PUNISHABLE BY SUCH.	NO SEGUIR LAS INDICACIONES DE LA ETIQUETA REPRESENTA UNA INFRACCIÓN DE LA LEY FEDERAL Y ES PENADO COMO TAL.	

Option 2:

COUNTER CARD		
<p>NEVER TRANSFER THIS PRODUCT INTO FOOD OR BEVERAGE CONTAINERS OR CONTAINERS NOT EXPLICITLY INTENDED FOR PESTICIDES.</p>	<p>NUNCA TRANSFEIERA ESTE PRODUCTO A RECIPIENTES PARA COMIDA O DE BEBIDAS O RECIPIENTES NO EXPLÍCITAMENTE PREVISTOS PARA PLAGUICIDAS.</p>	
<p>ONE SIP CAN KILL.</p>	<p>UN SORBO PUEDE CAUSAR LA MUERTE.</p>	
<p>CONTACT WITH SKIN MAY RESULT IN POISONING.</p>	<p>EL CONTACTO CON LA PIEL PUEDE CAUSAR ENVENENAMIENTO.</p>	
<p>EXPOSURE TO EYES MAY CAUSE SUBSTANTIAL EYE INJURY.</p>	<p>EXPOSICIÓN A LOS OJOS PUEDE CAUSAR LESIONES SUSTANCIALES EN LOS OJOS.</p>	
<p>PARAQUAT SHOULD ALWAYS BE STORED TIGHTLY CLOSED IN ORIGINAL CONTAINER, AND IN A LOCKED PLACE AWAY FROM CHILDREN AND ANIMALS.</p>	<p>EL PARAQUAT DEBE ALMACENARSE SIEMPRE CERRADO EN SU RECIPIENTE ORIGINAL, Y EN UN LUGAR CERRADO, ALEJADO DE NIÑOS Y ANIMALES.</p>	
<p>READ ENTIRE LABEL PRIOR TO USING THIS PRODUCT.</p>	<p>LEA LA ETIQUETA COMPLETA ANTES DE USAR ESTE PRODUCTO.</p>	
<p>DISREGARDING LABEL DIRECTIONS IS A VIOLATION OF FEDERAL LAW AND IS PUNISHABLE BY SUCH.</p>	<p>NO SEGUIR LAS INDICACIONES DE LA ETIQUETA REPRESENTA UNA INFRACCIÓN DE LA LEY FEDERAL Y ES PENADO COMO TAL.</p>	