



U.S. ENVIRONMENTAL PROTECTION AGENCY
 Office of Pesticide Programs
 Biopesticides and Pollution Prevention Division (7511P)
 1200 Pennsylvania Ave., N.W.
 Washington, D.C. 20460

EPA Reg. Number:

88760-7

Date of Issuance:

3/11/2016

NOTICE OF PESTICIDE:

Registration
 Reregistration
 (under FIFRA, as amended)

Term of Issuance:

Unconditional

Name of Pesticide Product:

TER-RTU3 Bed Bug Pad

Name and Address of Registrant (include ZIP Code):

TERRAMERA, INC.
 164 W. 5TH AVE.
 VANCOUVER, BC V5Y 1H7
 CANADA

Note: Changes in labeling differing in substance from that accepted in connection with this registration must be submitted to and accepted by the Biopesticides and Pollution Prevention Division prior to use of the label in commerce. In any correspondence on this product, always refer to the above EPA Registration Number.

On the basis of information furnished by the registrant, the above named pesticide is hereby registered under the Federal Insecticide, Fungicide, and Rodenticide Act (FIFRA or the Act).

Registration is in no way to be construed as an endorsement or recommendation of this product by the U.S. Environmental Protection Agency (EPA). In order to protect health and the environment, the Administrator, on his or her motion, may at any time suspend or cancel the registration of a pesticide in accordance with the Act. The acceptance of any name in connection with the registration of a product under the Act is not to be construed as giving the registrant a right to exclusive use of the name or to its use if it has been covered by others.

This product is unconditionally registered in accordance with FIFRA section 3(c)(5) provided that you:

1. Submit and/or cite all data required for registration or registration review of your product when the EPA requires all registrants of similar products to submit such data.

Signature of Approving Official:

Andrew C. Bryceland, Team Leader
 Biochemical Pesticides Branch
 Biopesticides and Pollution Prevention Division (7511P)
 Office of Pesticide Programs

Date:

3/11/2016

2. Make the following labeling change before you release this product for shipment:
 - Revise the EPA Registration Number to read, "EPA Reg. No. 88760-7."
3. Submit one (1) copy of the final printed labeling for the record before you release this product for shipment.

Should you wish to add/retain a reference to your company's website on your label, then please be aware that the website becomes labeling under FIFRA and is subject to review by the EPA. If the website is false or misleading, the product will be considered to be misbranded and sale or distribution of the product is unlawful under FIFRA section 12(a)(1)(E). 40 CFR § 156.10(a)(5) lists examples of statements the EPA may consider false or misleading. In addition, regardless of whether a website is referenced on your product's label, claims made on the website may not substantially differ from those claims approved through the registration process. Therefore, should the EPA find or if it is brought to our attention that a website contains false or misleading statements or claims substantially differing from the EPA-approved registration, the website will be referred to the EPA's Office of Enforcement and Compliance Assurance.

Your release for shipment of this product constitutes acceptance of these terms. If these terms are not complied with, this registration will be subject to cancellation in accordance with FIFRA section 6. A stamped copy of the labeling is enclosed for your records. Please also note that the record for this product currently contains the following acceptable Confidential Statements of Formula (CSFs):

- Basic CSF dated 11/16/15
- Alternate CSF dated 11/16/15

Any CSFs other than those listed above are superseded.

If you have any questions, please contact Cheryl Greene of my team by phone at (703) 308-0352 or via email at greene.cheryl@epa.gov.

Sincerely,



Andrew C. Bryceland, Team Leader
Biochemical Pesticides Branch
Biopesticides and Pollution
Prevention Division (7511P)
Office of Pesticide Programs

Enclosure

TER-RTU3 Bed Bug Pad (EPA Reg. No. 88760-T)

MASTER LABEL

Sublabel A is for Pest Management Professionals

Sublabel B is for Residential Use on Bed Bugs and Eggs

Sublabel C is for Residential Use to Treat Mattresses for Bed Bugs and Eggs

TER-RTU3 Bed Bug Pad

Bed bug insecticide/ovicide to treat
household/personal items and mattresses

Active Ingredient:
Cold Pressed Neem Oil 5.5%
Other Ingredients..... 94.5%
Total 100.0%

KEEP OUT OF REACH OF CHILDREN

CAUTION

READ ALL DIRECTIONS BEFORE USING THIS PRODUCT

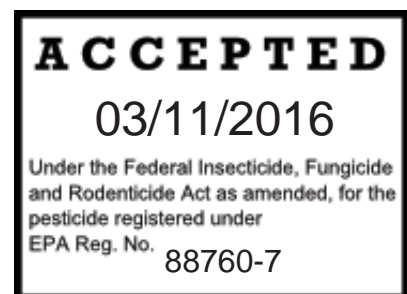
If you do not understand the label, find someone to explain it to you in detail.

(Si usted no entiende la etiqueta, busque a alguien para que se la explique a usted en detalle.)

EPA Reg. No. 88760-T
EPA Est. No. 75830-WI-001

NET CONTENTS: [2 fl. oz. per pad] [4 fl. oz. per pad]
Batch No.

Manufactured by:
Terramera, Inc.
6920 Salashan Pkwy D-109
Ferndale, WA 98248
1-800-597-9509



**TER-RTU3 Bed Bug Pad (EPA Reg. No. 88760-T)
Sublabel A is for Pest Management Professionals**

TER-RTU3 Bed Bug Pad

Bed bug insecticide/ovicide for treating bed bug infested items
that can be sealed within airtight bags or containers

Active Ingredient:	
Cold Pressed Neem Oil	5.5%
Other Ingredients.....	94.5%
Total	100.0%

KEEP OUT OF REACH OF CHILDREN

CAUTION

READ ALL DIRECTIONS BEFORE USING THIS PRODUCT

If you do not understand the label, find someone to explain it to you in detail.
(Si usted no entiende la etiqueta, busque a alguien para que se la explique a usted en detalle.)

EPA Reg. No. 88760-T
EPA Est. No. 75830-WI-001

{If 2 fl. oz. per pad}
[Contains 2, 4, 6, 8, 10, 12, 16, 24 or 48 TER-RTU3 Bed Bug Pads] [and]
[1, 2, 3, 4, 5, 6, 12, or 24 plastic bags] [1, 2, 3, or 4 King-Sized Mattress Treatment Bags]
{if treatment bags are not included} [Treatment bags are not included.]

{If 4 fl. oz. per pad}
[Contains 1, 2, 3, 4, 5, 6, 8, 12 or 24 TER-RTU3 Bed Bug Pads] [and]
[1, 2, 3, 4, 5, 6, 12 or 24 plastic bags] [1, 2, 3, or 4 King-Sized Mattress Treatment Bags]
{if treatment bags are not included} [Treatment bags are not included.]

NET CONTENTS: [2 fl. oz. per pad] [4 fl. oz. per pad]
Batch No.

Manufactured by:
Terramera, Inc.
6920 Salashan Pkwy D-109
Ferndale, WA 98248
1-800-597-9509

PRECAUTIONARY STATEMENTS HAZARDS TO HUMANS AND DOMESTIC ANIMALS

Caution: Liquid contained in the pad inside the foil pouch can cause moderate eye irritation. Avoid contact with eyes or clothing. Do not get liquid in mouth. Wash thoroughly with soap and water after handling and before eating, drinking, chewing gum, using tobacco or using the toilet.

First Aid
If in eyes: Hold eye open and rinse slowly and gently with water for 15-20 minutes. Remove contact lenses, if present, after the first 5 minutes, then continue rinsing. Call a poison control center or doctor for treatment advice.
If swallowed: Call a poison control center or doctor immediately for treatment advice. Have person sip a glass of water if able to swallow. Do not induce vomiting unless told to by a poison control center or doctor. Do not give anything to an
In the event of a medical emergency call your poison control center at 1-800-222-1222 (24 hours). Have the product container or label with you when calling a poison control center, doctor, or going for treatment.

PHYSICAL AND CHEMICAL HAZARDS

Flammable. During all stages of treatment, keep the pad and treated bags away from heat, sparks, open flames or hot surfaces (e.g. baseboard, floor heaters, stoves, etc.). Unplug all electrical equipment prior to opening treated bags.

DIRECTIONS FOR USE

It is a violation of Federal Law to use this product in a manner inconsistent with its labeling.

Read entire label. Use strictly in accordance with precautionary statements and directions, and with applicable state and Federal regulations.

PRECAUTIONS:

- At all times during a treatment, keep bags/containers being treated with **TER-RTU3 Bed Bug Pad** away from heat, sparks, open flame or hot surfaces.
- Always open treated bags/containers in a well-ventilated area, away from any source of heat, sparks, or open flame.
- **TER-RTU3 Bed Bug Pad** is intended to treat items sealed within bags or airtight containers. This product will not kill bed bugs that are not enclosed in treatment bags/containers.

TO KILL BED BUGS/EGGS IN HOUSEHOLD ITEMS:

Use **TER-RTU3 Bed Bug Pad** to kill bed bugs and their eggs in household items including, but not limited to, [books], [footwear], [handbags], [clothes], [linens], [electronics], [computers], [luggage], and other items which can be placed in a plastic bag or an airtight container.

[{**Option 1: These instructions will be used if each pad contains 2 fl.oz. TER-RTU3.**}]

[WHAT YOU NEED:

- Plastic bag [included] [{if bag is not included} or container (approx. 42 gallons) that can be sealed airtight - **NOT INCLUDED**]
- **2 TER-RTU3 Bed Bug Pads** for each bag/container of approx. 42 gallons
- A well-ventilated space, free of any source of spark, open-flame or heat]

HOW TO TREAT:

1. Place items in plastic bag or other airtight container (approx. 42 gallons) to treat. **Important: Leave air space by packing items loosely.**
2. Completely remove peel-off seal from foil pouch to expose the vents. Place 2 foil pouches on top of items in bag/container, ensuring vents face *upward*. **Prevent items from contacting vents.**
3. Close and seal bag/container. Seal bag by tying the neck of the bag. Check for airtight seal by squeezing gently. Inspect for tears or punctures - if found, seal the damaged bag inside a new bag. If using a container that is not airtight, tape may be used to achieve further airtightness.
4. Leave bag/container sealed for at least 48 hours and only treat at 65°F or higher.
5. Open bag in well ventilated area or outdoors. Do not open bag near sources of heat, spark or open flame. Unplug any electrical devices nearby. Air out treatment bag [for 30 minutes] before removing items.
6. Items can be used immediately when no treatment scent is noticeable.

]

[{Option 2: These instructions will be used if each pad contains 4 fl.oz. TER-RTU3.}

[WHAT YOU NEED:

- Plastic bags [included] [{if bag is not included} or container (approx. 42 gallons) that can be sealed airtight – **NOT INCLUDED**]
- 1 **TER-RTU3 Bed Bug Pad** for each bag/container of approx.42 gallons
- A well-ventilated space, free of any source of spark, open-flame or heat]

HOW TO TREAT:

1. Place items in plastic bag or other airtight container (approx. 42 gallons) to treat. **Important: Leave air space by packing items loosely.**
2. Completely remove peel-off seal from foil pouch to expose the vents. Place one foil pouch on top of items in bag/container, ensuring vents face *upward*. **Prevent items from contacting vents.**
3. Close and seal bag/container. Seal the bag by tying the neck of the bag. Check for airtight seal by squeezing gently. Inspect for tears or punctures - if found, seal the damaged bag inside a new bag. If using a container that is not airtight, tape may be used to achieve further airtightness.
4. Leave bag/container sealed for at least 48 hours and only treat at 65⁰F or higher.
5. Open bag in well ventilated area or outdoors. Do not open near sources of heat, spark or open flame. Unplug any electrical devices nearby. Air out treatment bag [for 30 minutes] before removing items.
6. Items can be used when no treatment scent is noticeable.

]

TO KILL BED BUGS/EGGS ON MATTRESSES AND BOX-SPRINGS:

Use **TER-RTU3 Bed Bug Pad** to kill bed bugs and their eggs living on the surface and inside cracks and crevices of mattresses/box-springs.

[WHAT YOU NEED:

- Mattress treatment bag [(included)] [for your mattress size (not included)]
- [{Option 1: If each pad contains 4 fl. oz.} 2 **TER-RTU3 Bed Bug Pad** foil pouches [per mattress bag]]
[{Option 2: If each pad contains 2 fl. oz.} 4 **TER-RTU3 Bed Bug Pad** foil pouches [per mattress bag]]
- A well-ventilated space, big enough to maneuver a mattress and free of source of spark, open-flame or heat]

[{Option 1: Text with optional figures }]

HOW TO TREAT:

1. Lean mattress (box-spring) upright against a wall away from spark, flame or heat sources. Pull bag over mattress starting at the top. [(Figure 1)] Tip mattress onto a side edge and carefully pull bag until mattress is all the way in. [(Figure 2)]
2. Completely remove peel-off seal from each foil pouch to expose vents. [(Figure 3)] Remove sticker liners from back and affix [two] [four] foil pouches to inside of bag in free space between bag opening and mattress. [(Figure 4)] Ensure that they are **not blocked** once bag is closed.
3. Close and seal mattress bag. Check for airtight seal by squeezing gently. Leave bag sealed for at least 48 hours and only treat at 65 °F or higher. [(Figure 5)]
Important: Once bag is sealed, inspect bag for holes or damage and repair any using tape (e.g. duct tape) to contain product within bag.

AFTER 48 HOURS: Open bag in well ventilated area or outdoors. Do not open bag near sources of heat, spark or open flame. Unplug any electrical devices nearby. Air out the treatment bag [for 30 minutes] before removing the mattress.

[{Option 2: Diagram-Text Directions}]




Step 1: Lean mattress (box-spring) upright against a wall away from spark, flame or heat sources. Place bag around mattress [from top].



Step 2: Turn bag and mattress onto side. Pull bag until mattress is all the way in.



Step 3: Remove seals to expose vent holes.



Step 4: Peel off sticker blacking. Affix [two] [four] foil pouches to inside of bag [where indicated] with vent holes facing in. Ensure vent holes are not blocked.



Step 5: Seal bag completely. Inspect bag for airtightness. Repair any holes airtight using tape (e.g. duct tape). [For best results] leave bag sealed for at least 48 hours at 65 °F or higher.

AFTER 48 HOURS: Open bag in well ventilated area or outdoors, away from sources of heat, spark or flame. Unplug any electrical devices nearby. Air out [for 30 minutes] before removing the mattress.

STORAGE AND DISPOSAL

Do not contaminate water, food, or feed by storage or disposal.

STORAGE: Protect the product from extreme heat or cold, away from light, heat, sparks, open flame or pilot lights. Do not remove from outer packaging until ready to use. Never remove the contents of the foil pouch.

DISPOSAL/CONTAINER HANDLING: The product is for one-time application only, and the foil pouch and outer packaging are nonrefillable. Offer used product, packaging, and treatment bag for recycling if available or dispose of in trash.

IMPORTANT: READ BEFORE USE

Read the entire Directions for Use, Conditions, Disclaimer of Warranties and Limitations of Liability before using this product. If terms are not acceptable, return the unopened product container at once. By using this product, user or buyer accepts the following Conditions, Disclaimer of Warranties and Limitations of Liability.

CONDITIONS: The directions for use of this product are believed to be adequate and must be followed carefully. However, it is impossible to eliminate all risks inherently associated with the use, handling and transport of this product. Damage to products, materials, treated surfaces or fabrics, ineffectiveness or other unintended consequences may result because of factors such as environmental conditions, the presence of other materials, the manner of use or application, the use of the product in a manner inconsistent with its labeling, or other unknown reasons, all of which are beyond the control of Terramera. To the extent consistent with applicable law, all such risks shall be assumed by the user or buyer.

DISCLAIMER OF WARRANTIES: To the extent consistent with applicable law, Terramera or the Seller make no other warranties, guarantees or representations of any kind, either express or implied, of merchantability or of fitness for a particular purpose or otherwise, that extend beyond the statements made on this label. No agent of Terramera or the Seller is authorized to make any warranties beyond those contained herein or to modify the warranties contained herein. To the extent consistent with applicable law, Terramera and the Seller disclaim any liability for special, consequential, incidental, or indirect damages resulting from the use, transport, or handling of this product.

LIMITATIONS OF LIABILITY: To the extent consistent with applicable law, the exclusive remedy of the user or buyer and the exclusive liability of Terramera for any and all losses, injuries or damages resulting from the use, handling, or transport of this product, whether in contract, warranty, tort, negligence, strict liability or otherwise, shall not exceed the purchase price paid for the product, or at Terramera's election, the replacement of product.

{Optional Marketing Claims}

- Kills bed bugs [and their eggs] [in one treatment]
- Kills bed bug eggs [to prevent reinfestation]
- Kills 100% bed bugs [and their eggs] [when used as directed]
- [Proven] 100% effective [in killing bed bugs and eggs] [when used as directed]
- Prevents bed bug eggs from hatching
- Treat(s) [hard-to-treat] household items
- Treat(s) non-washable items
- Works on difficult to treat items [such as] [books] [, shoes] [, purses] [, electronics] [, curtains] [, pet bedding] [, etc.]
- [Can be used to] treat(s) luggage [for peace of mind]

- [Can be used to] treat(s) [up to] a king size mattress or box-spring
- [Can be used to] treat(s) twin, full, queen and king size mattresses [or box-springs]
- Contains X pads [and X mattress treatment bag(s)]
- [Neem oil based] botanical [biopesticide] [treatment]
- Easy and clean [plant-based] treatment
- Guard against bed bug infestation
- Finally, a night of sleep
- Sleep bed bug free
- Makes bed bugs dead bugs
- The Power of Neem [, Made with You in Mind]
- Dependable bed bug [treatment]
- Guaranteed results* [* See back for terms of guarantee]
- Guaranteed to kill bed bugs [and eggs] [when used as directed]
- For best results in managing bed bug infestations, use with CIRKIL CX or CIRKIL RTU to treat other areas of the room that may harbor bed bugs.

{Optional Graphics}




Figure 1

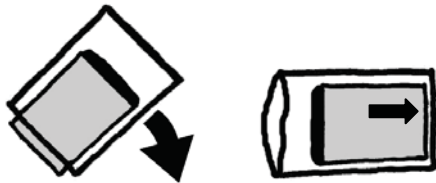


Figure 2



Figure 3




Figure 4



Figure 5

TER-RTU3 Bed Bug Pad (EPA Reg. No. 88760-T)
Sublabel B is for Residential Use on Bed Bugs and Eggs

TER-RTU3 Bed Bug Pad

Bed Bug Insecticide/Ovicide for residential use to treat bed bug infested items that can be sealed within airtight bags or containers

Active Ingredient:	
Cold Pressed Neem Oil	5.5%
Other Ingredients.....	94.5%
Total	100.0%

KEEP OUT OF REACH OF CHILDREN

CAUTION

STOP - Read Entire Label Before Use

[See Outer Packaging for Additional Precautionary Statements.]

EPA Reg. No. 88760-T
EPA Est. No. 75830-WI-001

{If 2 fl. oz. per pad}
[Contains 2, 4, 6 or 8 TER-RTU3 Bed Bug Pads] [and 1, 2, 3, or 4 Treatment Bags]
[{if bag is not included} Treatment bag is not included.]

{If 4 fl. oz. per pad}
[Contains 1, 2, 3 or 4 TER-RTU3 Bed Bug Pads] [and 1, 2, 3, or 4 Treatment Bags]
[{if bag is not included} Treatment bag is not included.]

NET CONTENTS: [2 fl.oz. per pad] [4 fl.oz. per pad]
Batch No.

Manufactured by:
Terramera, Inc.
6920 Salashan Pkwy D-109
Ferndale, WA 98248
1-800-597-9509

PRECAUTIONARY STATEMENTS HAZARDS TO HUMANS AND DOMESTIC ANIMALS

Caution: Liquid contained in the pad inside the foil pouch can cause moderate eye irritation. Do not get liquid in mouth. Avoid contact with eyes or clothing. Wash thoroughly with soap and water after handling and before eating, drinking, chewing gum, using tobacco or using the toilet.

First Aid
If in eyes: Hold eye open and rinse slowly and gently with water for 15-20 minutes. Remove contact lenses, if present, after the first 5 minutes, then continue rinsing. Call a poison control center or doctor for treatment advice.
If swallowed: Call a poison control center or doctor immediately for treatment advice. Have person sip a glass of water if able to swallow. Do not induce vomiting unless told to by a poison control center or doctor. Do not give anything
In the event of a medical emergency call your poison control center at 1-800-222-1222 (24 hours). Have the product container or label with you when calling a poison control center, doctor, or going for treatment.

PHYSICAL AND CHEMICAL HAZARDS

Flammable. During all stages of treatment, keep the pad and treated bags away from heat, sparks, open flames or hot surfaces (e.g. baseboard, floor heaters, stoves, etc.). Unplug all electrical equipment prior to opening treated bags.

DIRECTIONS FOR USE

It is a violation of Federal Law to use this product in a manner inconsistent with its labeling.

Read entire label. Use strictly in accordance with precautionary statements and directions, and with applicable state and Federal regulations.

PRECAUTIONS:

- At all times during a treatment, keep bags/containers being treated with **TER-RTU3 Bed Bug Pad** away from heat, sparks, open flame or hot surfaces.
- Always open treated bags/containers in a well-ventilated area, away from any source of heat, sparks, or open flame.
- **TER-RTU3 Bed Bug Pad** is intended to treat items sealed within bags or airtight containers. It cannot control bed bugs on surfaces outside of the treatment bag/containers.

TO KILL BED BUGS/EGGS IN HOUSEHOLD ITEMS:

Use **TER-RTU3 Bed Bug Pad** to kill bed bugs and their eggs in household items including, but not limited to, [books], [footwear], [handbags], [clothes], [linens], [electronics], [computers], [luggage], and other items which can be placed in a plastic bag or an airtight container. [**TER-RTU3 Bed Bug Pad** can also be used to clear travel items and suitcases of bed bugs after a travel.]

[**{Option 1: These instructions will be used if each pad contains 2 fl.oz. TER-RTU3.}**]

[WHAT YOU NEED:

- Plastic bags [{if bag is not included} or container (approx. 42 gallons) that can be sealed airtight - **NOT INCLUDED**]
- 2 **TER-RTU3 Bed Bug Pads** for each bag/container of approx. 42 gallons
- A well-ventilated space, free of any source of spark, open-flame or heat]

HOW TO TREAT:

1. Place items in plastic bag or other airtight container (approx. 42 gallons) to treat. **Important: Leave air space by packing items loosely.**
2. Completely remove peel-off seal from foil pouch to expose the vents. Place 2 foil pouches on top of items in bag, ensuring vents face *upward*. **Prevent items from contacting vents.**
3. Close and seal bag/container. Seal bag by tying neck of bag. Check for airtight seal by squeezing gently. Inspect for tears or punctures - if found, seal the damaged bag inside a new bag. If using a container that is not airtight, tape may be used to achieve further airtightness.
4. Leave bag/container sealed for at least 48 hours and only treat at 65°F or higher.
5. Open bag in well ventilated area or outdoors. Do not open near sources of heat, spark or open flame. Unplug any electrical devices nearby. Air out treatment bag [for 30 minutes] before removing items.
6. Items can be used immediately when no treatment scent is noticeable.

]

[{Option 2: These instructions will be used if each pad contains 4 fl.oz. TER-RTU3.}

[WHAT YOU NEED:

- Plastic bags [{if bag is not included} or container (approx. 42 gallons) that can be sealed airtight - **NOT INCLUDED**]
- 1 **TER-RTU3 Bed Bug Pad** for each bag/container of approx. 42 gallons
- A well-ventilated space, free of any source of spark, open-flame or heat]

HOW TO TREAT:

1. Place items in plastic bag or other airtight container (approx. 42 gallons) to treat. **Important: Leave air space by packing items loosely.**
2. Completely remove peel-off seal from foil pouch to expose the vents. Place 1 foil pouch on top of items in bag/container, ensuring vents face *upward*. Prevent items from contacting vents.
3. Close and seal bag/container. Seal bag by tying neck of bag. Check for airtight seal by squeezing gently. Inspect for tears or punctures - if found, seal the damaged bag inside a new bag. If using a container that is not air tight, tape may be used to achieve further airtightness.
4. Leave bag/container sealed for at least 48 hours and only treat at 65°F or higher.
5. Open bag in well ventilated area or outdoors. Do not open near sources of heat, spark or open flame. Unplug any electrical devices nearby. Air out treatment bag [for 30 minutes] before removing items.
6. Items can be used immediately when no treatment scent is noticeable.

]

STORAGE AND DISPOSAL

Storage: Protect the product from extreme heat or cold, away from heat, sparks, open flame or pilot lights. Do not remove from outer packaging until ready to use. Never remove the contents of the foil pouch. **Disposal:** Do not place unused product in trash. The product is for one-time application only, and the foil pouch and outer packaging are nonrefillable. Offer used product, packaging, and treatment bag for recycling if available or dispose of in trash.

Warranty Statement

NOTICE: To the extent consistent with applicable law, research and testing have determined the “Directions for Use” are appropriate for the proper use of this product under expected conditions. To the extent consistent with applicable law, user assumes responsibility for the lack of performance or safety if not used as directed.

{Optional Marketing Claims}

- Kills bed bugs [and their eggs] [in one treatment]
- Kills bed bug eggs [to prevent reinfestation]
- Kills 100% bed bugs [and their eggs] [when used as directed]
- [Proven] 100% effective [in killing bed bugs and eggs] [when used as directed]
- Prevents bed bug eggs from hatching
- Treat(s) [hard-to-treat] household items
- Treat(s) non-washable items
- Works on difficult to treat items [such as books, purses, electronics, curtains, pet bedding, etc.]
- [Can be used to] treat(s) luggage [for peace of mind]
- [Can be used to] treat(s) [up to] a king size mattress [and box-spring]
- [Can be used to] treat(s) twin, full, queen and king size mattresses [and box-springs]
- Contains X pads [and contains X mattress treatment bags]
- [Neem oil based] botanical [biopesticide] [treatment]
- Easy and clean [plant-based] treatment
- Guard against bed bug infestation
- Use to clear travel items [and suitcases] of bed bugs [after travels]
- Finally, a night of sleep
- Rest and sleep safe
- Sleep safe [and] [, secure] [and bed bug free]
- Sleep bed bug free
- Makes bed bugs dead bugs
- Disinfest [your] belongings
- 100% effective in disinfecting your belongings [from bed bugs and their eggs]
- The Power of Neem, Made with You in Mind
- Dependable bed bug [protection][treatment]
- Guaranteed results* (* See back for terms of guarantee)
- Guaranteed to kill bed bugs [and eggs] [when used as directed]
- For best results in managing bed bug infestations, spray other areas of the room that may harbor bed bugs with PROOF [AQ].

{Optional Graphics}



**TER-RTU3 Bed Bug Pad (EPA Reg. No. 88760-T)
Sublabel C is for Residential Use to Treat Mattresses
for Bed Bugs and Eggs**

TER-RTU3 Bed Bug Pad

Bed Bug Insecticide/Ovicide for residential use to treat bed bug infested mattresses

Active Ingredient:	
Cold Pressed Neem Oil	5.5%
Other Ingredients.....	94.5%
Total	100.0%

KEEP OUT OF REACH OF CHILDREN

CAUTION

STOP - Read Entire Label Before Use

[See Outer Packaging for Additional Precautionary Statements.]

EPA Reg. No. 88760-T
EPA Est. No. 75830-WI-001

{If 2 fl. oz. per pad}
[Contains 4, 8, 12 or 16 TER-RTU3 Bed Bug Pads] [and 1, 2, 3, or 4 Mattress Treatment
Bags] [{if treatment bag is not included} Mattress Treatment Bag is not included.]

{If 4 fl. oz. per pad}
[Contains 2, 4, 6 or 8 TER-RTU3 Bed Bug Pads] [and 1, 2, 3, or 4 Mattress Treatment
Bags] [{if treatment bag is not included} Mattress Treatment Bag is not included.]

NET CONTENTS: [2 fl. oz. per pad] [4 fl. oz. per pad]
Batch No.

Manufactured by:
Terramera, Inc.
6920 Salashan Pkwy D-109
Ferndale, WA 98248
1-800-597-9509

PRECAUTIONARY STATEMENTS

HAZARDS TO HUMANS AND DOMESTIC ANIMALS

Caution: Liquid contained in the pad inside the foil pouch can cause moderate eye irritation. Avoid contact with eyes or clothing. Do not get liquid in mouth. Wash thoroughly with soap and water after handling and before eating, drinking, chewing gum, using tobacco or using the toilet.

First Aid
If in eyes: Hold eye open and rinse slowly and gently with water for 15-20 minutes. Remove contact lenses, if present, after the first 5 minutes, then continue rinsing. Call a poison control center or doctor for treatment advice.
If swallowed: Call a poison control center or doctor immediately for treatment advice. Have person sip a glass of water if able to swallow. Do not induce vomiting unless told to by a poison control center or doctor. Do not give anything
In the event of a medical emergency call your poison control center at 1-800-222-1222 (24 hours). Have the product container or label with you when calling a poison control center, doctor, or going for treatment.

PHYSICAL AND CHEMICAL HAZARDS

Flammable. During all stages of treatment, keep the pad and treated bags away from heat, sparks, open flames or hot surfaces (e.g. baseboard, floor heaters, stoves, etc.). Unplug all electrical equipment prior to opening treated bags.

DIRECTIONS FOR USE

It is a violation of Federal Law to use this product in a manner inconsistent with its labeling.

Read entire label. Use strictly in accordance with precautionary statements and directions, and with applicable state and Federal regulations.

PRECAUTIONS:

- At all times during a treatment, keep bags/containers being treated with **TER-RTU3 Bed Bug Pad** away from heat, sparks, open flame or hot surfaces.
- Always open treated bags/containers in a well-ventilated area, away from any source of heat, sparks, or open flame.
- **TER-RTU3 Bed Bug Pad** is intended to treat items sealed within bags or airtight containers. This product cannot control bed bugs on surfaces outside of the treatment bag.

TO KILL BED BUGS/EGGS ON MATTRESSES AND BOX-SPRINGS:

Use **TER-RTU3 Bed Bug Pad** to kill bed bugs and their eggs living on the surface and inside cracks and crevices of mattresses/box-springs.

[WHAT YOU NEED:

- Mattress treatment bag [(included)] [{if not included} for your mattress size (**NOT INCLUDED**)]
- [{Option 1: If each pad contains 4 fl. oz.} 2 **TER-RTU3 Bed Bug Pad** foil pouches [per mattress bag]]
[{Option 2: If each pad contains 2 fl. oz.} 4 **TER-RTU3 Bed Bug Pad** foil pouches [per mattress bag]]
- A well-ventilated space, big enough to maneuver a mattress and free of source of spark, open-flame or heat]

[{Option 1: Text with optional figures }]

HOW TO TREAT:

1. Lean mattress (box-spring) upright against a wall away from spark, flame or heat source. Pull bag over mattress starting at the top. [(Figure 1)] Tip mattress onto a side edge and carefully pull bag until mattress is all the way in. [(Figure 2)]
2. Completely remove peel-off seal from each foil pouch to expose vents. [(Figure 3)] Remove sticker backing from back and affix [two][four] foil pouches to inside of bag in free space between bag opening and mattress. [(Figure 4)] **Ensure vent holes are not blocked once bag is closed.**
3. Close and seal mattress bag. Check for airtight seal by squeezing gently. Leave bag sealed for at least 48 hours and only treat at 65 °F or higher. [(Figure 5)] **Important: Once bag is sealed, inspect bag for holes or damage. Repair using tape (e.g. duct tape).**

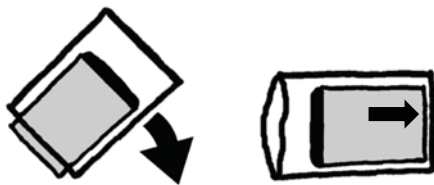
AFTER 48 HOURS: Open bag in well ventilated area or outdoors. Do not open bag near sources of heat, spark or open flame. Unplug any electrical devices nearby. Air out the treatment bag [for 30 minutes] before removing the mattress.

]

[{Option 2: Diagram-Text Directions}



Step 1: Lean mattress (box-spring) upright against a wall away from spark, flame or heat source. Place bag around mattress [from top].



Step 2: Turn bag and mattress onto side. Pull bag until mattress is all the way in.



Step 3: Remove peel-off seals to expose vent holes.



Step 4: Peel off sticker backing. Affix [two][four] foil pouches to inside of bag [where indicated] with vent holes facing in. Ensure vent holes are not blocked.



Step 5: Seal bag completely. Inspect bag for airtightness. Repair any holes airtight using tape (e.g. duct tape). [For best results] leave bag sealed for at least 48 hours at 65 °F or higher.

AFTER 48 HOURS: Open bag in well ventilated area or outdoors, away from heat, spark or open flame. Unplug any electrical devices nearby. Air out [for 30 minutes] before removing the mattress.

STORAGE AND DISPOSAL

Storage: Protect the product from extreme heat or cold, away from heat, sparks, open flame or pilot lights. Do not remove from outer packaging until ready to use. Never remove the contents of foil pouch. **Disposal:** Do not place unused product in trash. The product is for one-time application only, and the foil pouch and outer packaging are nonrefillable. Offer used product, packaging, and treatment bag for recycling if available or dispose of in trash.

Warranty Statement

NOTICE: To the extent consistent with applicable law, research and testing have determined the “Directions for Use” are appropriate for the proper use of this product under expected conditions. To the extent consistent with applicable law, user assumes responsibility for the lack of performance or safety if not used as directed.

{Optional Marketing Claims}

- Kills bed bugs [and their eggs] [in one treatment]
- Kills bed bug eggs [to prevent reinfestation]
- Kills 100% bed bugs [and their eggs] [when used as directed]
- [Proven] 100% effective [in killing bed bugs and eggs] [when used as directed]
- Prevents bed bug eggs from hatching
- [Can be used to] treat(s) [up to] a king size mattress [and box-spring]
- [Can be used to] treat(s) twin, full, queen and king size mattresses [and box-springs]
- Contains X pads [and X mattress treatment bags]
- [Neem oil based] botanical [biopesticide] [treatment]
- Easy and clean [plant-based] treatment
- Guard against bed bug infestation
- Finally, a night of sleep
- Rest and sleep safe
- Sleep safe [and] [, secure] [and bed bug free]
- Sleep bed bug free
- Makes bed bugs dead bugs
- Disinfest [your] mattress
- 100% effective in disinfecting mattresses [from bed bugs and their eggs]
- The Power of Neem, Made with You in Mind
- Dependable bed bug [protection][treatment]
- Guaranteed results* (* See back for terms of guarantee)
- Guaranteed to kill bed bugs [and eggs] [when used as directed]
- For best results in managing bed bug infestations, spray other areas of the room that may harbor bed bugs with PROOF.

{Optional Graphics}



Figure 1



Figure 2



Figure 3




Figure 4



Figure 5