

87687-1

5/31/2012

1 of 7



UNITED STATES ENVIRONMENTAL PROTECTION AGENCY
WASHINGTON D C 20460

MAY 31 2012

OFFICE OF CHEMICAL SAFETY
AND POLLUTION PREVENTION

Luritek, Inc
7181 Chagrin Road
Chagrin Falls OH 44023

Attention Dennis Guritiza

Subject Eco-Clad Part **A**
EPA Reg No 87687-1
Amendment Letter dated May 1, 2012

The amendment referred to above, submitted in connection with registration under the Federal Insecticide, Fungicide and Rodenticide Act, as amended, is acceptable. The Agency has no objection to minor labeling changes you proposed. A stamped copy of the label is submitted with this letter.

If you have any questions concerning this letter, please contact Demson Fuller at (703) 308-8062.

Sincerely,

A handwritten signature in black ink that reads "M Swindell".

Marshall Swindell
Product Manager (33)
Regulatory Management Branch 1
Antimicrobials Division (7510C)

Eco-Clad® PART A

FRONT LEFT

Part A [Logo]

Combine with the contents of Eco-Clad® FastCoat Part B and mix thoroughly

[Vertical orientation, under the "ear"] **DISCLAIMER** The performance of any marine paint or coating depends on many factors outside the control of Luritek, Inc, including, without limitation, surface preparation, proper application and environmental conditions Therefore, Luritek, Inc cannot guarantee this product suitable for your particular purpose or application Implied warranties of fitness for a particular purpose and of merchantability are excluded, except as otherwise provided for in the contract with buyer, there are no warranties that extend beyond the description on the face hereof Luritek, Inc shall not under any circumstances be liable for incidental or consequential damages By purchase or use of this product, buyer agrees that the sole and exclusive remedy, if any, is limited to the refund of the purchase price or replacement of the product at Luritek, Inc option

FRONT RIGHT

ACTIVE INGREDIENTS

Copper Powder* 59 3%

INERT INGREDIENTS 40 7%


Total 100 0%

* Percentage of copper in final Eco-Clad® Part A + Eco-Clad® Part B mixture (as applied) is 47 0%

EPA Reg No 87687-1

EPA Est No 087801-OH-001


Luritek, Inc
1301 Wright's Lane East
Suite 201



West Chester, PA 19380
www.ecoclad.com
Made in USA

FRONT CENTER

Eco-Clad® Logo
FastCoat Logo 400
Color – product number



- Works by creating a **Biofilm** just like a fish
- Prevents barnacles for two or more years
- It's slippery **Biofilm** improves fuel and speed, reducing carbon footprint
- High Solids, Low Solvent = low VOC of 160 g/l
- Ideal for fiberglass, aluminum, steel and wood
- Hard surface can be polished, burnished or scrubbed
- Can be hauled and re-launched without repainting
- Multiyear, long life performance
- Only one coat of Eco-Clad is required, saving labor

**KEEP OUT OF REACH OF CHILDREN
WARNING**

SEE BACK PANEL FOR ADDITIONAL PRECAUTIONARY STATEMENTS

Total Kit Content 1 Gallon (3.79 liter) Eco-Clad® FastCoat Part A 0.6 Gallon (2.27 liters)

SIDE PANEL

DIRECTIONS FOR USE

It is a violation of federal law to use this product in a manner inconsistent with its labeling

Product Description Eco-Clad® FastCoat antifouling paint is a long life, two-part epoxy antifouling coating that works with Nature to repel and prevent hard fouling species from attaching to the protected surface. When an Eco-Clad® painted hull is launched in fresh or salt water, a biofilm of naturally occurring organisms forms. This biofilm produces natural repellents for nearly all unwanted marine fouling species. The biofilm Eco-Clad® creates is a slippery film intended to prevent hard growth from attaching. This product is suitable for scrubbing and only one coat is required, saving labor. The biofilm will regenerate. Further, the slippery biofilm can reduce drag allowing vessels to move more quickly through the water. When properly applied Eco-Clad® will last from 2-4 years. It is highly abrasion resistant and can be hauled and re-launched without repainting.

Mixed Product Characteristics

Solids (vol) 82% ± 2%

VOC <160 g/l

Flash Point 81°F (27°C)

Film Thickness Minimum 5 mil wet, 4 mils dry

Coverage 320 ft²/gallon (theoretical)

Coats One

Min Air Temp 50° F (10° C)

Humidity Max 85% relative humidity (avoid rain, dew) Note high humidity can increase dry times, lead to blushing, and increase watermarking


Drying Schedule @ 5mils

Temperature	50°F	70°F	90°F
Induction	Up to 2 hrs	1 hr	15 min
Pot Life	8 hrs	4 hr	1 hr
Dry to Touch/Overcoat	6 hrs	4 hrs	3 hrs
Can Move Jack Stands	18 hrs	12 hrs	10 hrs
Cure to Service	48 hrs	36 hrs	24 hrs


Note dry times are dependent on temperature, humidity and film thickness

Surface Preparation Surface must be clean, dry and sound to apply Eco-Clad® FastCoat. Loose, flaking or peeling paint, blisters, damaged fiberglass, rust/corrosion, chalking/dust, oils and soft antifouling paint issues must be addressed during the surface preparation.

Previously Painted Surfaces Prepare the surface by heavily sanding with 60 grit sand paper on a soft sanding pad using a disk grinder. Repair any blisters in the hull with marine two-component epoxy filler. Wipe down with Eco-Clad® Thinner/Reducer 986 Prime with Eco-Clad® First Coat 867 tie coat primer. The Eco-Clad® First Coat Primer MUST be allowed to be FULLY dry and



407



hard before over coating with Eco-Clad® FastCoat, primer or antifouling coatings

Bare Fiberglass When painting over bare fiberglass, the surface must be de-waxed and primed with a quality two-component epoxy primer. Remove wax from gel coat using a de-waxing solvent such as Eco-Clad® Dewaxing Solvent 989, following manufacturer's directions carefully to completely remove the mold release wax. Sand surface with 60-80 grit sand paper to dull all gloss. Clean with solvent wash to remove sanding dust. Apply two coats of a two-part underwater epoxy primer such as Eco-Protect 848, following the manufacturer's direction. Apply Eco-Clad® FastCoat over the second coat of epoxy primer when the primer is at least dry to the touch but within a week of application.

On Bare Steel The steel surface should be sandblasted with angular grit like G-40 to SSPC-SP10 white metal blast. If blasting is not possible, heavy grind with 24-36 grit abrasive disc. Use compressed air only to clean the surface. Immediately apply a two part epoxy primer recommended for steel. Follow manufacturer's directions to insure proper epoxy film thickness on steel.

On Bare Aluminum Abrade the surface to clean bright metal by sandblasting using non-metallic grit, or disc grind with 24-36 grit abrasive discs. Blow off or vacuum sanding residue so that surface is clean and dry and all aluminum oxide is removed. Wipe surface clean with a solvent wash degreaser. Immediately apply recommended coats of a two part epoxy primer intended to seal aluminum hulls. Follow manufacturer's directions to insure proper epoxy film thickness on aluminum.

Mixing and Thinning Eco-Clad® FastCoat paint is pre-packaged to the correct ratio. Do not adjust the ratio. Mix Part A for one minute using an electric drill and a stirring blade to re-suspend any solids that may have settled out. Add Part B and mix completely with an electric drill and stirring blade. It may be easier to add Part B incrementally, i.e., add half of it, mix thoroughly, add the remainder and mix thoroughly again. After Parts A and B are well mixed, continue to stir for an additional minute to assure complete mixing. Induct as indicated in the drying schedule. Thin with Eco-Clad® Thinner/Reducer 986 if necessary.

General Application Apply to properly prepared surfaces when temperature is over 50°F and humidity is less than 85%. Protect the coating from rain or heavy dew until cured. Use a solvent resistant, lint-free short nap roller (3/16 inch or 5-6 mm nap) or brush. Apply an even coat with a minimum coating wet film thickness of 5 mils or a maximum rate of 320 ft²/gallon. Use a wet film thickness gauge. Work one section at a time, making sure to overlap the previous sections enough to ensure no gaps in coverage. Only one coat is needed.

Clean Up Water or solvent can be used to clean any drips or mistakes before the product is cured.

Maintenance of Eco-Clad® FastCoat No antifouling paint can be effective under all conditions of exposure. Man-made pollution and natural occurrences can adversely affect antifouling paint performance. Extreme hot or cold water temperatures, silt, dirt, oil, and even electrolysis can run an antifouling paint. Therefore, we strongly recommend that the bottom of the boat be checked regularly. Scrub the bottom with a brush or scouring pad to remove any growth. Scrubbing is particularly important with boats that are idle for extended periods of time. Eco-Clad® FastCoat is most effective when the boat is used periodically.

**PRECAUTIONARY STATEMENTS
HAZARDS TO HUMANS AND DOMESTIC ANIMALS**


WARNING May be fatal if swallowed, absorbed through skin, or inhaled Causes substantial but temporary eye injury Causes skin irritation Do not get in eyes, on skin, or on clothing Wear protective clothing such as gloves, long sleeved cotton shirt, long pants, hat, shoes and socks Do not breathe dust or chips from sanding Remove and wash contaminated clothing before reuse When used in confined areas or while spraying and/or sanding boat surface, wear a mask or pesticide respirator jointly approved by the Mine Safety and Health Administration and the National Institute for Occupational Safety and Health Wash thoroughly with soap and water after handling and before eating, drinking, chewing gum or using the toilet Follow manufacturer's instructions for cleaning/maintaining Personal Protective Equipment (PPE) If no such instruction for washables exists, use detergent and hot water Keep and wash PPE separately from other laundry

FIRST AID

IF SWALLOWED	Call a poison control center or a doctor immediately for treatment advice Have person sip a glass of water if able to swallow Do not induce vomiting unless told to do so by the poison control center or doctor Do not give anything by mouth to an unconscious person
IF ON SKIN OR CLOTHING	Take off contaminated clothing Rinse skin immediately with plenty of water for 15-20 minutes Call a poison control center or doctor for treatment advice
IF INHALED	Move person to fresh air If person is not breathing, call 911 or an ambulance, and then give artificial respiration, preferably mouth-to-mouth, if possible Call a poison control center or doctor for treatment advice
IF IN EYES	Hold eye open and rinse slowly and gently with water for 15-20 minutes Remove contact lenses, if present, after the first 5 minutes, then continue rinsing eye Call a poison control center or doctor for treatment advice
HOT LINE NUMBER	Have the product container or label with you when calling a poison control center or doctor going for treatment For Chemical Emergency, Spill, Leak, Fire, Exposure or Accident call Chemtrec at 1-800-424-9300 Day or Night

For additional health and safety information, please refer to the product Material Safety Data Sheet

NOTICE This product contains a chemical known to the state of California to cause cancer, birth defects, or reproductive harm
ENVIRONMENTAL HAZARDS Do not contaminate waters by cleaning of equipment or disposal of waste Do not allow chips and dust generated during paint removal to enter waters Dispose of waste debris in an approved landfill Do not discharge effluent



containing this product into lakes, streams, ponds, estuaries, oceans or other waters unless in accordance with the requirements of a National Pollutant Discharge Elimination System (NPDES) permit and the permitting authority has been notified in writing prior to discharge. Do not discharge effluent containing this product to sewer systems without previously notifying the local sewage treatment plant authority. For guidance contact your local State Water Board or Regional Office of EPA.

STORAGE AND DISPOSAL Do not contaminate water, food or feed by storage or disposal. Unmixed Part A Eco-Clad can be stored in its original container in a dry, well-lit, well-ventilated area. Wastes resulting from the use of this product must be disposed of on site or at an approved waste disposal facility. **CONTAINER HANDLING** Non-refillable container. Do not reuse or refill this container. Offer for recycling, if available, or dispose of in trash or in a sanitary landfill or by incineration.

UPC Code Here

Batch #

Protected by US6613435, US6555228, international patents, and other patents pending

END SIDE PANEL

