

87655-2

6/27/2011

1/28



U.S. ENVIRONMENTAL PROTECTION AGENCY
Office of Pesticide Programs
Registration Division (7505P)
Ariel Rios Building
1200 Pennsylvania Ave., NW
Washington, D.C. 20460

EPA Reg. Number: 87655-2	Date of Issuance: JUN 27 2011
---------------------------------	--------------------------------------

NOTICE OF PESTICIDE:

Registration
 Reregistration
 (under FIFRA, as amended)

Term of Issuance:
Unconditional

Name of Pesticide Product:
Fomesafen 2 SL Herbicide

Name and Address of Registrant (include ZIP Code):
 Orion Fomes, LLC
 P.O. Box 21720
 Mesa, AZ 85277

Note: Changes in labeling differing in substance from that accepted in connection with this registration must be submitted to and accepted by the Registration Division prior to use of the label in commerce. In any correspondence on this product always refer to the above EPA registration number.


On the basis of information furnished by the registrant, the above named pesticide is hereby registered/reregistered under the Federal Insecticide, Fungicide and Rodenticide Act. Registration is in no way to be construed as an endorsement or recommendation of this product by the Agency. In order to protect health and the environment, the Administrator, on his motion, may at any time suspend or cancel the registration of a pesticide in accordance with the Act. The acceptance of any name in connection with the registration of a product under this Act is not to be construed as giving the registrant a right to exclusive use of the name or to its use if it has been covered by others.

This product is unconditionally registered in accordance with FIFRA sec. 3(c)(5) provided that you:

- 1) Submit and/or cite all data required for registration/reregistration review of your product when the Agency requires all registrants of similar products to submit data. If required, failure to submit acceptable data to fulfill these requirements may result in registration cancellation in accordance with FIFRA section 6(e).
- 2) Add the phrase "EPA Reg. No. 87655-2" to the labeling and assure that the EPA Establishment Number and Net Contents are also on the label.
- 3) Generate one-year storage stability (830.6317) and corrosion characteristics (830.6320) data on the product. The observations should be made at 0, 1, 3, 6, 9, and 12 month intervals. The results must be submitted to the Agency in electronic and hard copy format within 15 months of the date on this notice.
- 4) The statements appearing in the First Aid box must be reordered as follows:
 IF IN EYES.....
 IF ON SKIN.....
 IF SWALLOWED.....
 IF INHALED.....

SEE NEXT PAGE FOR ADDITIONAL COMMENTS

Signature of Approving Official:
 Kathryn V. Montague
 Product Manager 23
 Herbicide Branch
 Registration Division (7505P)



Date:
 JUN 27 2011

5) The NOTE TO PHYSICIAN in the FIRST AID box on page 1 must be expanded to address the category I Primary Eye Irritant toxicity. The following statements are suggested types of information that may be included, if applicable:

- technical information on symptomology;
- use of supportive treatments to maintain life functions;
- medicine that will counteract the specific physiological effects of the pesticide;
- company telephone number to specific medical personnel who can provide specialized medical advice.

6) In the PERSONAL PROTECTIVE EQUIPMENT (PPE) box on page 2, the protective eyewear requirement must be changed to read "Protective eyewear (goggles, face shield, or safety glasses)."

7) Add an additional bullet to the USER SAFETY RECOMMENDATIONS box at the bottom of page 2. The last bullet should read "Remove and wash contaminated clothing before reuse."

8) A header must be added to the groundwater advisory language appearing near the top of page 3.

"GROUNDWATER ADVISORY

"This chemical is known to leach through soil into groundwater under certain conditions...."

9) Replace the header near the bottom of page 3 that reads "GENERAL INFORMATION" with "PRODUCT INFORMATION".

10) Replace the header near the bottom of page 6 that reads "GENERAL PRECAUTIONS" with "RESTRICTIONS AND PRECAUTIONS".

11) Remove the bolded term "U.S. Label" that appears near the middle of page 16.

12) Replace the header on page 17 that reads "General Restrictions – Cotton" with "Product Use Restrictions – Cotton".

13) Replace the header "General Restrictions – Dry Beans and Snap Beans" appearing near the bottom of page 18 with "Product Use Restrictions – Dry Beans and Snap Beans".

14) NOTE: While no additional data is being requested at this time, marketing claims made on the pesticide label must be substantiated by data maintained in your files. If data supporting marketing claims made on the product label is not available then those claims must be removed.

15) NOTE: Should you wish to add/retain a reference to the company's website on your label, then please be aware that the website becomes labeling under the Federal Insecticide Fungicide and Rodenticide Act and is subject to review by the Agency. If the website is false or misleading, the product would be misbranded and unlawful to sell or distribute under FIFRA

Page 3 of 3
EPA Registration #: 87655-2
Product Name: Fomesafen 2 SL Herbicide
EPA Decision Number: 441198

section 12(a)(1)(E). 40 CFR 156.10(a)(5) list examples of statements EPA may consider false or misleading. In addition, regardless of whether a website is referenced on your product's label, claims made on the website may not substantially differ from those claims approved through the registration process. Therefore, should the Agency find or if it is brought to our attention that a website contains false or misleading statements or claims substantially differing from the EPA approved registration, the website will be referred to the EPA's Office of Enforcement and Compliance.

16) Submit one (1) copy of the revised final printed label before the product is released for shipment.

If these conditions are not complied with, the registration will be subject to cancellation in accordance with FIFRA sec. 6(e). Your release for shipment of the product constitutes acceptance of these conditions. A stamped copy of the label is enclosed for your records.

9/28

draft Orion Fomes label Sept. 16, 2010

FOMESAFEN 2 SL HERBICIDE

For control of certain weeds in cotton, dry beans, snap beans and soybeans

GROUP 14 HERBICIDE

ACTIVE INGREDIENT

Sodium salt of

fomesafen [5-[2-chloro-4-trifluoromethyl)phenoxy]-N-(methylsulfonyl)-2-nitrobenzamide].....22.8%

OTHER INGREDIENTS:.....77.2%

TOTAL..... 100.0%

Contains 1,2-benzisothiazolin-3-one at 0.02% as a preservative

Equivalent to 21.7% fomesafen or 2 pounds per gallon fomesafen

KEEP OUT OF REACH OF CHILDREN DANGER/PELIGRO

Si usted no entiende la etiqueta, busque a alguien para que se la explique a usted en detalle.
(If you do not understand the label, find someone to explain it to you in detail.)

See Additional Precautionary Statements and Directions for Use on label.

FIRST AID

IF IN EYES	<ul style="list-style-type: none"> • Hold eye open and rinse slowly and gently with water for 15-20 minutes. • Remove contact lenses, if present, after the first 5 minutes, then continue rinsing eye. • Call a poison control center or doctor for treatment advice.
IF SWALLOWED	<ul style="list-style-type: none"> • Call a poison control center or doctor immediately for treatment advice. • Have person sip a glass of water if able to swallow. • Do not induce vomiting unless told to do so by a poison control center or doctor. • Do not give anything by mouth to an unconscious person.
IF ON SKIN OR CLOTHING	<ul style="list-style-type: none"> • Take off contaminated clothing. • Rinse skin immediately with plenty of water for 15-20 minutes. • Call a poison control center or doctor for treatment advice.
IF INHALED	<ul style="list-style-type: none"> • Move person to fresh air. • If person is not breathing, call 911 or an ambulance, then give artificial respiration, preferably by mouth-to-mouth if possible. • Call a poison control center or doctor for further treatment advice.

For **MEDICAL** Emergencies 24 Hours a Day Call a Poison Control Center at 1-800-222-1222.
For **CHEMICAL** Emergency Assistance (Spill, Fire or Accident) Call ChemTrec at 1-800-424-9300
Have the product container or label with you when calling a Poison Control Center or doctor or going for treatment.

NOTE TO PHYSICIAN

Probable mucosal damage may contraindicate the use of gastric lavage.

Orion Fomes, LLC
P.O. Box 21720
Mesa, AZ 85277
Tel. 480-218-4289

ACCEPTED
with COMMENTS
In EPA Letter Dated:
JUN 27 2011

Under the Federal Insecticide,
Fungicide, and Rodenticide Act
as amended, for the pesticide
registered under EPA Reg. No.

87655-2

EPA Reg. No. 87655-~~x~~2
EPA Est. No.
Net Contents: 2.5 gal

.....
.....
.....
.....
.....
.....
.....
.....
.....
.....

PRECAUTIONARY STATEMENTS

HAZARDS TO HUMANS AND DOMESTIC ANIMALS DANGER

CORROSIVE. CAUSES IRREVERSIBLE EYE DAMAGE. DUE TO CORROSIVE NATURE, MAY BE HARMFUL OR FATAL IF SWALLOWED. HARMFUL IF INHALED OR ABSORBED THROUGH SKIN. Do not get in eyes, on skin or on clothing. Avoid breathing vapors or spray mist.

PERSONAL PROTECTIVE EQUIPMENT (PPE)

Applicators and other handlers must wear:

- Long-sleeved shirt and long pants
- Chemical-resistant gloves such as barrier laminate or Viton
- Shoes plus socks
- Protective eyewear

In addition, for aerial applications mixers and loaders handling more than 140 gallons of Fomesafen 2 SL Herbicide in any single workday must wear:

- Dust/mist filtering NIOSH-approved respirator with any N, R, P or HE filter.

Discard clothing and other absorbent materials that have been drenched or heavily contaminated with this product's concentrate. Do not reuse them. Follow manufacturer's instructions for cleaning/maintaining PPE. If no such instruction for washables exists, use detergent and hot water. Keep and wash PPE separately from other laundry.

When handlers use closed systems, enclosed cabs or aircraft in a manner that meets the requirements listed in the Worker Protection Standard (WPS) for agricultural pesticides [40 CFR 170.240(d)(4-6)]. The handler PPE requirements may be reduced or modified as specified in the WPS.

USER SAFETY RECOMMENDATIONS

Users should:

- Wash thoroughly with soap and water after handling and before eating, drinking, chewing gum, using tobacco or using the toilet.
- Remove clothing immediately if pesticide gets inside. Then wash thoroughly and put on clean clothing.
- Remove PPE immediately after handling this product. Wash the outside of gloves before removing. As soon as possible, wash thoroughly and change into clean clothing.

ENVIRONMENTAL HAZARDS

Do not apply directly to water, or to areas where surface water is present, or to intertidal areas below the mean high water mark. Do not contaminate water when disposing of equipment washwaters. Do not apply when weather conditions favor drift from target area.

This chemical is known to leach through soil into groundwater under certain conditions as a result of label use. Use of this chemical in areas where soils are permeable, particularly where the water table is shallow, may result in groundwater contamination.

DIRECTIONS FOR USE

It is a violation of Federal law to use this product in a manner inconsistent with its labeling.

Do not apply this product in a way that will contact workers or other persons, either directly or through drift. Only protected handlers may be in the area during application. For any requirements specific to your State or Tribe, consult the agency responsible for pesticide regulation.

AGRICULTURAL USE REQUIREMENTS

Use this product only in accordance with its labeling and with the Worker Protection Standard, 40 CFR part 170. This Standard contains requirements for the protection of agricultural workers on farms, forests, nurseries, and greenhouses, and handlers of agricultural pesticides. It contains requirements for training, decontamination, notification, and emergency assistance. It also contains specific instructions and exceptions pertaining to the statements on this label about personal protective equipment (PPE), and restricted-entry interval. The requirements in this box only apply to uses of this product that are covered by the Worker Protection Standard.

Do not enter or allow worker entry into treated areas during the restricted entry interval (REI) of 24 hours.

PPE required for early entry into treated areas that is permitted under the Worker Protection Standard and that involves contact with anything that has been treated such as plants, soil, or water, is:

- Coveralls
- Chemical-resistant gloves such as barrier laminate or Viton.
- Shoes plus socks
- Protective eyewear

GENERAL INFORMATION

Read all label directions before using.

Fomesafen 2 SL Herbicide is a selective herbicide which may be applied preplant surface, preemergence and/or postemergence for control or partial control of broadleaf weeds, grasses and sedges in cotton, dry beans, snap beans and soybeans.

Preplant Surface and Preemergence Applications

Certain germinating broadleaf weeds, grasses and sedges can be controlled or partially controlled by soil residual activity from either preplant surface or preemergence applications of Fomesafen 2 SL Herbicide. Moisture is necessary to activate Fomesafen 2 SL Herbicide in soil for residual

weed control. Dry weather following applications of Fomesafen 2 SL Herbicide may reduce effectiveness. When adequate moisture is not received after a Fomesafen 2 SL Herbicide application, weed control may be improved by overhead irrigation with at least a $\frac{1}{4}$ inch of water.

Postemergence Applications

Fomesafen 2 SL Herbicide is generally most effective when used postemergence, working through contact action. Therefore, emerged weeds must have thorough spray coverage for effective control. Best broad-spectrum postemergence control of susceptible broadleaf weeds is obtained when Fomesafen 2 SL Herbicide is applied early to actively growing weeds. This usually occurs within 14 to 28 days after planting. Refer to the weed control tables for specific recommendations on weed growth stages and rates.

Some bronzing, crinkling or spotting of labeled crop leaves may occur following postemergence applications, but labeled crops soon outgrow these effects and develop normally.

Soil Characteristics

Application of Fomesafen 2 SL Herbicide to soils with high organic matter and/or high clay content may require higher rates than soils with low organic matter and/or low clay content. Refer to the Fomesafen 2 SL Herbicide Regional Use Map, weed control tables, and specific crop use sections for recommendations on use rates based on soil texture.

Environmental and Agronomic Conditions

Always apply Fomesafen 2 SL Herbicide under favorable environmental conditions that promote active weed growth. Avoid applying Fomesafen 2 SL Herbicide to weeds or labeled crops which are under stress from drought, extreme temperatures, excessive water, low humidity, low soil fertility, mechanical or chemical injury as reduced weed control and/or increased crop injury may result.

Rainfastness

Fomesafen 2 SL Herbicide requires a 1 hour rain-free period for best results when applied postemergence.

Cultivation

Cultivation prior to postemergence application is not recommended. Cultivation may put weeds under stress, reducing weed control. Timely cultivation 1-3 weeks after applying Fomesafen 2 SL Herbicide may assist weed control.

Information on Weed Resistance

Naturally occurring biotypes of certain broadleaf species with resistance to this herbicide and related products (same mode of action) are known to exist. Selection of resistant biotypes, through repeated use of these herbicides, may result in control failures.

If poor performance cannot be attributed to adverse weather conditions or improper application methods, a resistant biotype may be present. In such a case, additional treatments with this herbicide or similar mode of action products are not recommended. Consult your local company representative or agricultural advisor for assistance.

APPLICATION DIRECTIONS

Drift Management

Avoiding spray drift at the application site is the responsibility of the applicator and the grower. The interaction of many equipment and weather-related factors determines the potential for spray drift. The applicator and grower must consider the interaction of equipment and weather-related factors to ensure that the potential for drift to sensitive nontarget plants is minimal.

This pesticide may only be applied when the potential for drift to adjacent sensitive areas (e.g., residential areas, bodies of water, nontarget plants) is minimal (i.e., when the wind is blowing away from the sensitive area).

Spray Additives

Only spray additives cleared for use on growing crops under 40 CFR 180.1001 may be used in spray mixture.

For Postemergence Applications Always Add One Of The Following Except in Tank Mix With Products Prohibiting Spray Additives:

Nonionic Surfactant (NIS) -Use NIS containing at least 75% surface active agent at 0.25 to 0.5% v/v (1-2 qts./100 gals.) of the finished spray volume.

Crop Oil Concentrate (COC) - Use a nonphytotoxic COC containing 15-20% approved emulsifier, at 0.5-1% v/v (0.5-1 gal./100 gals.) of the finished spray volume. COC can improve weed control but may slightly reduce crop tolerance.

Other Adjuvants -Adjuvants other than COC or NIS may be used providing the product meets the following criteria:

1. Contains only EPA exempt ingredients.
2. Is nonphytotoxic to the target crop.
3. Is compatible in mixture. (May be established through a jar test.)
4. Is supported locally for use with Fomesafen 2 SL Herbicide on the target crop through proven field trials and through university and extension recommendations.

Note: No adjuvants are needed for preplant surface or preemergence applications unless Fomesafen 2 SL Herbicide is being used in a burndown on emerged weeds.

Recommended Mixing Order:

1. Fill the spray tank with half the required amount of water and begin agitation.*
2. Add dry pesticide formulations.
3. Add Fomesafen 2 SL Herbicide.
4. Add liquid pesticide formulations.
5. Add spray adjuvant and fertilizer (if used).
6. Add the remaining water and maintain agitation throughout the spray operation.

*Compatibility agent, 1 gallon/500 gallons of water or 0.2% v/v, may be added as needed.

GROUND APPLICATION Preplant Surface and Preemergence Application -Use a minimum of 10 gallons per acre. Nozzle selection should meet manufacturer's gallonage and pressure recommendations for preplant surface or preemergence applications.

Postemergence Application -Use sufficient spray volume and pressure to ensure complete coverage of the target weed. A spray volume of 10-20 gallons per acre and 30-60 psi at the nozzle tip is recommended. On large weeds and/or dense foliage, use 60 psi and a minimum of 20 gallons per acre to ensure coverage of weed foliage.

The use of flat fan nozzles will result in the most effective post-emergence application of

Fomesafen 2 SL Herbicide. Use nozzles that are set up to deliver medium quality spray (ASAE Standard S-572).

DO NOT USE FLOOD TYPE OR OTHER SPRAY NOZZLES, WHICH DELIVER COARSE, LARGE DROPLET SPRAYS.

BAND APPLICATIONS

Calculate the amount of herbicide and water volume needed for band treatment by the following formulas:

$$\frac{\text{band width in inches}}{\text{row width in inches}} \times \text{broadcast rate per acre} = \text{band herbicide rate per acre}$$

$$\frac{\text{band width in inches}}{\text{row width in inches}} \times \text{broadcast volume per acre} = \text{band water volume per acre}$$

Note: Thorough weed coverage is important for postemergence band applications. Best coverage is obtained with a minimum of two nozzles, one directed to each side of the planted row. Application with a single nozzle directed over the top of the row is not recommended for postemergence applications but is suitable for preemergence applications. Cultivation of untreated areas may be needed following band applications. When making postemergence band applications and cultivating in the same operation, position nozzles in advance of the cultivation device. This will reduce dust in the spray area. Dust can intercept spray, reducing weed coverage resulting in less than adequate weed control.

AERIAL APPLICATION

Use sufficient spray volume and pressure to ensure complete coverage of the target. A minimum of 5 gallons per acre of spray mixture should be applied with a maximum of 40 PSI pressure. When foliage is dense, use a minimum of 10 gallons per acre to ensure coverage of weed foliage.

DO NOT APPLY THIS PRODUCT THROUGH ANY TYPE OF IRRIGATION SYSTEM.

GENERAL PRECAUTIONS

- A maximum of 1.5 pts. of Fomesafen 2 SL Herbicide (**or a maximum of 0.375 lb. a.i./A of fomesafen from any product containing fomesafen**) may be applied per acre per year in Region 1 (see Regional Use Map).
- A maximum of 1.5 pts. of Fomesafen 2 SL Herbicide (**or a maximum of 0.375 lb. a.i./A of fomesafen from any product containing fomesafen**) may be applied per acre in ALTERNATE years in Region 2 (see Regional Use Map).
- A maximum of 1.25 pts. of Fomesafen 2 SL Herbicide (**or a maximum of 0.313 lb. a.i./A of fomesafen from any product containing fomesafen**) may be applied per acre in ALTERNATE years in Region 3 (see Regional Use Map).
- A maximum of 1 pt. of Fomesafen 2 SL Herbicide (**or a maximum of 0.25 lb. a.i./A of fomesafen from any product containing fomesafen**) may be applied per acre in ALTERNATE years in Region 4 (see Regional Use Map).
- A maximum of 0.75 pt. of Fomesafen 2 SL Herbicide (**or a maximum of 0.1875 lb. a.i./A**)

of fomesafen from any product containing fomesafen) may be applied per acre in ALTERNATE years in Region 5 (see Regional Use Map).

- Thoroughly clean the spray system with water and a commercial tank cleaner before and after each use.
- Tank mixes of Fomesafen 2 SL Herbicide with other pesticides, fertilizers or any other additives except as specified on this label or other approved Source Dynamics supplemental labels may result in tank-mix incompatibility, unsatisfactory performance or unsatisfactory crop injury.
- Avoid overlapping spray swaths, as injury may occur to rotational crops.
- To provide adequate coverage, it is recommended that groundspeed not exceed 10 mph during application.
- Avoid drift to all other crops and nontarget areas. Crops other than those labeled may be severely injured by drift. Do not apply when wind velocity exceeds 15 mph.
- Do not make ground or aerial application during temperature inversions.

Replanting

If replanting is necessary in fields previously treated with Fomesafen 2 SL Herbicide, the field may be replanted to cotton, dry beans, snap beans or soybeans. During replanting, a minimum of tillage is recommended to preserve the herbicide barrier for effective weed control. Do not apply a second application of Fomesafen 2 SL Herbicide or other fomesafen containing product as crop injury or illegal residues may occur in harvested crops. If tank-mix combinations were used, refer to product labels for any additional replanting instructions.

ROTATIONAL CROP RESTRICTIONS

The following rotational crops may be planted after applying Fomesafen 2 SL Herbicide at recommended rates:

Crop to be Planted	Minimum Rotation Interval (Months After Last Fomesafen Application)
Cotton, dry beans, snap beans and soybeans	0
Small grains such as wheat barley and rye	4
Corn*, peanuts, peas, rice and seed corn	10
To avoid crop injury do not plant alfalfa, sunflowers, sugar beets, sorghum** or any other crop within	18

Do not graze rotated small grain crops or harvest forage or straw for livestock.

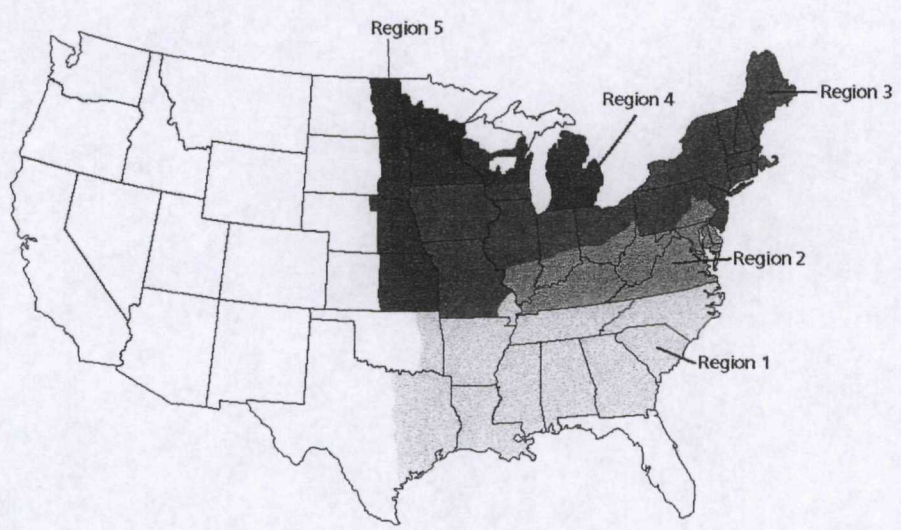
*Use a 12 month minimum rotation interval for popcorn in the states of Ohio, Kentucky, Illinois, Indiana, Iowa, and Region 4 when applied at rates of 1.0 pint per acre or more.

*Use 18 month minimum rotation interval for sweet corn in the states of Connecticut, Maine, Massachusetts, New Hampshire, New York, Rhode Island, Vermont and Region 5.

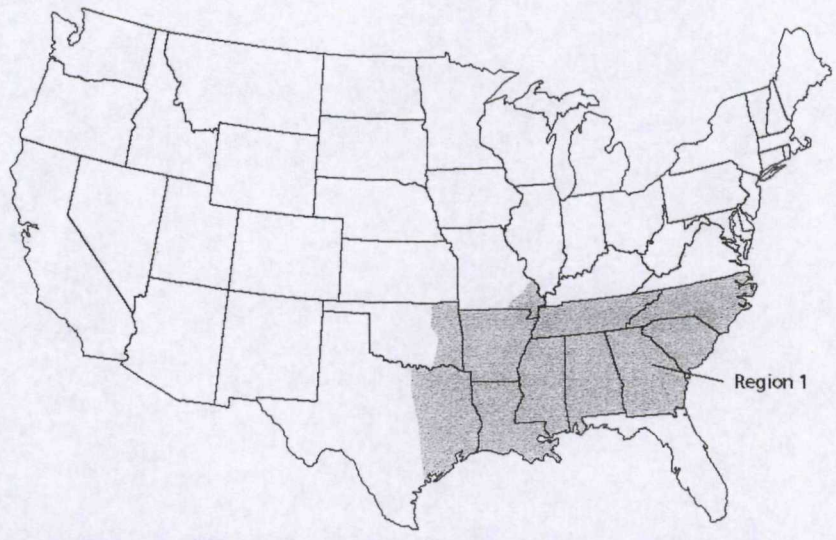
**Sorghum may be planted back after 10 months in Region 1.

USE RATES AND WEEDS CONTROLLED

FOMESAFEN 2 SL REGIONAL USE MAP



REGION 1 (Maximum Rate 1.5 pts./A per year)



REGION 1-Includes the following states or portion of states where Fomesafen 2 SL Herbicide may be applied: Alabama, Arkansas, Georgia, Louisiana, Mississippi, Missouri (counties of Bollinger, Butler, Cape Girardeau, Dunklin, Madison, Mississippi, New Madrid, Pemiscot, Perry, Ripley, Scott, Stoddard and Wayne), North Carolina, Oklahoma (East of U.S. Highway 75 and East of Indian Nation Parkway), South Carolina, Tennessee, and Texas

12/28

(includes area East of U.S. Highway 77 to State Road 239 including all of Calhoun County).

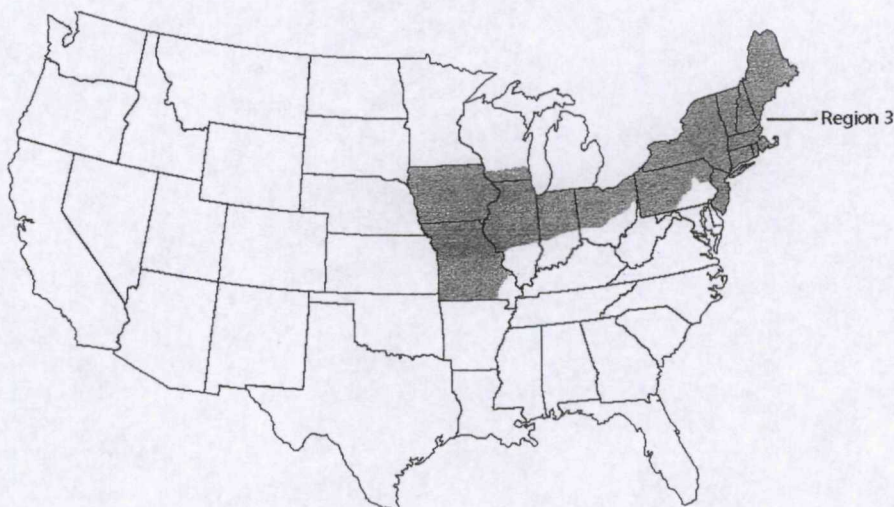
REGION 2 (Maximum Rate 1.5 pts./A, alternate years)

Region 2



REGION 2 -Includes the following states or portion of states where Fomesafen 2 SL Herbicide may be applied: Delaware, Kentucky, Maryland, Virginia, West Virginia, South of Interstate 70 in the following states: Illinois, Indiana and Ohio and all areas South of Interstate 80 to the intersection of U.S. Highway 15 and East of U.S. Highway 15 and U.S. Highway 522 in Pennsylvania.

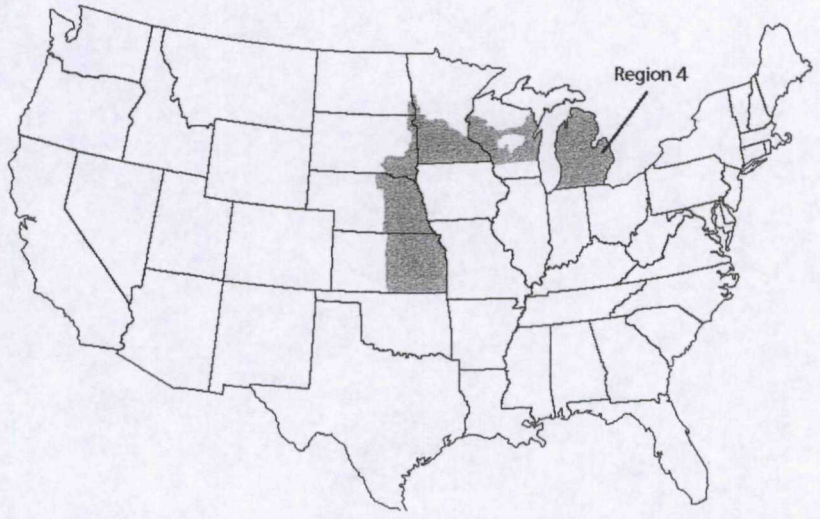
REGION 3 (Maximum Rate 1.25 pts./A, alternate years)



REGION 3 -Includes the following states or portion of states where Fomesafen 2 SL Herbicide may be applied: Connecticut, Iowa, Maine, Massachusetts, Missouri (all counties except for those listed in Region 1), New Hampshire, New Jersey, New York, Pennsylvania (all areas except those listed in Region 2), Rhode Island, Vermont and Wisconsin (South of U.S. Highway 18 between Prairie Du Chien and Madison, and South of Interstate 94 between Madison and Milwaukee),

and North of Interstate 70 in following states: Indiana, Illinois and Ohio.

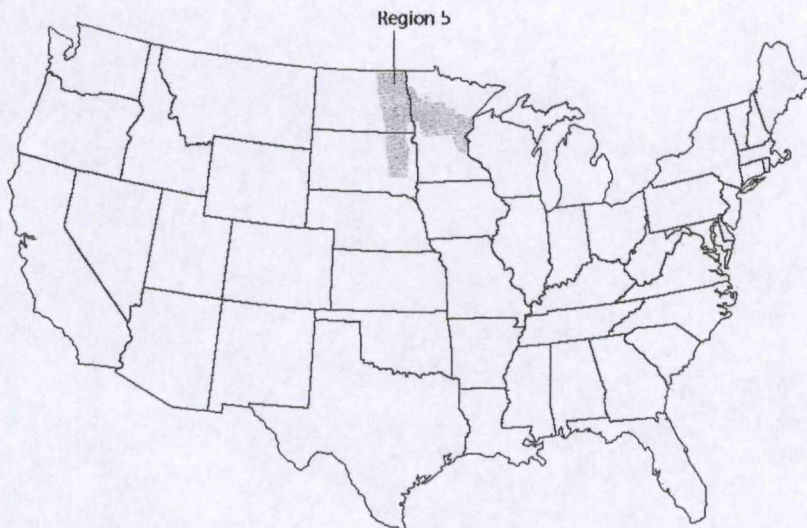
REGION 4 (Maximum Rate 1 pint per acre, alternate years)



REGION 4 -Includes the following states or portion of states where Fomesafen 2 SL Herbicide may be applied: Kansas (all counties East of or intersected by U.S. Highway 281), Michigan (Southern Peninsula), Minnesota (all areas South of Interstate 94), Nebraska (all counties East of or intersected by U.S. Highway 281), and Wisconsin (all areas, except those in Region 3, South of Interstate 94 from Minnesota state line to Eau Claire and South of U.S. Highway 29 from Eau Claire to Green Bay plus Barron, Chippewa, Clark, Door, Dunn, Eau Claire, Kewaunee, Marathon, Menominee, Oconto, Polk, Shawano, and St. Croix counties. The following counties are excluded: Adams, Marquette, Portage, Waupaca, Waushara and Wood). North Dakota (all areas East of Interstate 29 from Fargo South to the South Dakota state line). South Dakota (all areas East of Interstate 29 from the North Dakota state line to Watertown, all areas East of Highway 81 from Watertown to Madison and all areas East and South of State Road 34 and U.S. Highway 281 to the Nebraska state line).

19/28

REGION 5 (Maximum Rate 0.75 pint per acre, alternate years)



REGION 5 -Includes the following states or portion of states where Fomesafen 2 SL Herbicide may be applied: North Dakota (all areas East of U.S. Highway 281 except those areas in Region 4), South Dakota (all areas East of U.S. Highway 281 except those areas in Region 4) and Minnesota (all areas South of U.S. Highway 2 except those areas in Region 4).

WEEDS CONTROLLED

Table 1: Weeds controlled or partially controlled* by preemergence activity of Fomesafen 2 SL at 1 to 1.5 pints per acre**

Broadleaf Weeds Controlled	Soil Texture	Organic Matter
Amaranth, Palmer	All soil types	Up to 0.5%
Croton, tropic***		
Eclipta		
Galinsoga spp.		
Lambsquarters, common		
Morningglory, smallflower		
Nightshade, black		
Nightshade, Eastern black		
Pigweed, redroot		
Pigweed, smooth		
Poinsettia, wild		
Purslane, common		
Ragweed, common***		
Sida, prickly***		
Starbur, bristly		
Broadleaf Weeds Partially Controlled*		
Anoda, spurred		
Cocklebur, common		
Morningglory, entireleaf		
Morningglory, ivyleaf		
Morningglory, pitted		
Morningglory, red/scarlet		
Morningglory, tall		
Nightshade, hairy		
Ragweed, giant		
Waterhemp, common		
Sedges Partially Controlled*		
Nutsedge, yellow		

*Partial control means significant activity but not always at a level considered acceptable for commercial weed control.

**Use the higher end of the rate range when heavy weed populations are anticipated.

***Rates less than 1.5 pts/A will provide only partial control of this weed.

16/28

Table 2: Weeds Controlled or Partially Controlled* by Postemergence Activity of Fomesafen 2 SL Herbicide

Weed	Fomesafen 2L Rate (pints per acre)			
	Maximum Growth Stage Controlled At			
	0.75 pt/A No. of True Leaves	1 pt/A No. of True Leaves	1.25 pt/A No. of True Leaves	1.5 pt/A No. of True Leaves
Anoda, spurred	--	--	--	2
Balloonvine	--	--	2 ^c	2
Carpetweed	--	6" diameter size	multi-leaf 6" diameter	unlimited size
Citron (wild watermelon)	--	2	2	4
Cocklebur, common ^{a,b}	--	--	2	4
Copperleaf, hophornbeam	--	2	2	4
Copperleaf, Virginia	--	2	2	4
Crotalaria, showy	--	4	4	6
Croton, tropic	--	2	2	4
Cucumber, volunteer	--	4	4	6
Eclipta	--	2	2	4
Groundcherry, cutleaf	--	4	4	6
Hemp ^b	--	--	4	6
Horsenettle ^b	--	2 ^c	3 ^c	4 ^c
Jimsonweed	2	4	6	8
Ladysthumb	--	2	2	4
Lambsquarters, common ^c	--	2	2	2
Mexicanweed	--	2 ^c	2 ^c	2
Morningglory:				
Cypressvine	--	4	4	6
Entireleaf var.	2 ^c	2	2	4
Ivyleaf	2 ^c	2	2	4
Purple moonflower	--	2	4	4
Red (scarlet)	--	2	2	4
Smallflower	--	2	2	4
Pitted (smallwhite)	--	4	4	4
Tall (common)	2 ^c	2	2	3
Palmleaf (willowleaf)	--	2	2	4
Mustard, wild	2	4	6	8
Nightshade, black	2	4	4	4

Table 2 (continued): Weeds Controlled or Partially Controlled* by Postemergence Activity of Fomesafen 2 SL Herbicide

Weed	Fomesafen 2L Rate (pints per acre) Maximum Growth Stage Controlled At			
	0.75 pt/A No. of True Leaves	1 pt/A No. of True Leaves	1.25 pt/A No. of True Leaves	1.5 pt/A No. of True Leaves
Nutsedge, yellow	--	--	--	suppression only
Pigweed:				
Amaranth, Palmer	2 ^c	4	4	6
Amaranth, spiny	2 ^c	2	2	4
Redroot	2 ^c	4	6	6
Smooth	2 ^c	4	4	6
Poinsettia, wild	--	--	--	3
Purslane, common	--	multi-leaf 6" diameter	multi-leaf 6" diameter	multi-leaf 8" diameter
Pusley, Florida	--	--	--	2
Ragweed, common	2	4	4	6
Ragweed, Giant ^b	--	--	4	4
Redweed	--	--	--	3 ^c
Sesbania, hemp	--	6	6	12
Sicklepod	--	--	--	cotyledon ^c
Sida, prickly	--	--	--	cotyledon ^c
Smartweed, Pennsylvania	2 ^c	4	4	6
Smellmelon	--	--	--	2
Spurge, prostrate	--	--	--	1" diameter ^c
Spurge, spotted	--	--	--	2 ^c
Starbur, bristly	--	2	2	4
Sunflower, common	--	--	--	2
Velvetleaf ^b	--	--	2	4
Venice mallow	2	4	4	6
Witchweed	--	multi-leaf up to 7"	multi-leaf up to 7"	multi-leaf up to 10"
Waterhemp, common	2 ^c	2	2	4
Waterhemp, tall	2 ^c	2	2	4
Yellow rocket	2	4	6	6

*Partial control means significant activity but not always at a level considered acceptable for commercial weed control.

^aDo not apply in cotyledon stage.

^bFor effective control of this weed it is necessary to use 1% MSO and 2.5% UAN v/v as an adjuvant in Regions 2 and 3 (soybeans only).

^cPartial control.

SPECIAL USE DIRECTIONS FOR SPECIAL WEED PROBLEMS

Partial Control* of Annual Grasses

The grasses listed below may be partially controlled by preemergence applications of Fomesafen 2 SL Herbicide at 1-1.5 pts./A.

Crabgrass
Goosegrass
Panicum, Texas
Signalgrass, broadleaf

The grasses listed below may be partially controlled by postemergence applications of Fomesafen 2 SL Herbicide at 1-1.5 pts./A.

Barnyardgrass
Signalgrass, broadleaf
Crabgrass
Foxtail
 Giant
 Green
 Yellow
Goosegrass
Johnsongrass, seedling
Panicum, fall
Panicum, Texas

Partial Control* of Perennial Weeds

Use of Fomesafen 2 SL Herbicide postemergence at rates of 1-1.5 pts./A will aid in suppressing the above-ground portions of the weeds listed below until crop canopy can assist in suppression. Perennial weeds continue to regrow from underground rootstocks even if above-ground foliage is temporarily controlled or retarded. Even though Fomesafen 2 SL Herbicide and crop competition can suppress perennial weeds for a growing season, the rootstocks will continue to live and reestablishment will occur in subsequent years.

Milkweed, climbing
Milkweed, honeyvine
Bindweed, field
Bindweed, hedge
Trumpet creeper

*Partial control means significant activity but not always at a level considered acceptable for commercial weed control.

CROP USE DIRECTIONS

COTTON Preemergence Application

Apply Fomesafen 2 SL Herbicide preemergence at 1-1.5 pts./A in cotton for control or partial control of the weeds listed in Table 1. Apply as a preemergence treatment only to coarse textured soils (sandy loam, loamy sand, sandy clay loam). **Do not** apply as a preemergence treatment to

medium or fine-textured soils as crop injury will likely occur.

To broaden the weed control spectrum, Fomesafen 2 SL Herbicide may be tank mixed with other preemergence herbicides such as Caparol®, Cotoran®, Direx®, Karmex®, Solicam®, or Staple®. For control of emerged weeds, Fomesafen 2 SL Herbicide may be tank mixed with a burndown herbicide such as Paraquat Concentrate or glyphosate brands (such as Touchdown®, Roundup®) labeled in cotton. In reduced tillage plantings, Fomesafen 2 SL Herbicide can be applied up to 14 days prior to planting or at planting with a burndown herbicide. Refer to the tank-mix partner label for use directions, restrictions and limitations. The most restrictive product labeling applies.

Cotton plants are tolerant to preemergence applications of Fomesafen 2 SL Herbicide when applied at recommended rates and to coarse textured soil types. Some crinkling or spotting of cotton foliage or stunting may occur, especially if heavy rainfall occurs during or soon after cotton emergence, but cotton plants normally outgrow these effects and develop normally.

Cotton foliage is not tolerant to Fomesafen 2 SL Herbicide. Do not apply Fomesafen 2 SL Herbicide over the top of emerged cotton as unacceptable cotton injury will occur.

Post-Directed Application

Apply Fomesafen 2 SL Herbicide in emerged cotton as a post-directed treatment using precision post-directed, hooded or shielded application equipment to provide complete coverage of emerged weeds. Apply Fomesafen 2 SL Herbicide at 1-1.5 pints per acre in a minimum of 10 gallons spray solution per acre. Applications may be made broadcast or banded. Post-directed applications of Fomesafen 2 SL Herbicide will provide contact control of labeled emerged weeds and residual preemergence control of labeled weeds (once activated by rainfall or irrigation). See previous label sections for a list of weeds controlled, recommended application rates, weed growth stages, and application directions.

U.S. Label

Fomesafen 2 SL Herbicide should be applied with a non-ionic surfactant at 0.25 to 0.5% v/v, or crop oil concentrate at 1% v/v to emerged weeds. Do not add liquid nitrogen (28% or similar) to Fomesafen 2 SL Herbicide, or Fomesafen 2 SL Herbicide tank mixes in cotton.

To broaden the weed control spectrum, post-directed applications of Fomesafen 2 SL Herbicide may be tank mixed with other labeled post-directed herbicides such as Caparol, DSMA, Direx, Dual MAGNUM®, Envoke®, Karmex, Layby™ Pro, MSMA, Sequence®, or Suprend®. When applied with hooded or shielded sprayers, Fomesafen 2 SL Herbicide and Fomesafen 2 SL Herbicide tank mixes may be applied with burndown products such as Paraquat Concentrate, Sequence or glyphosate brands (such as Touchdown, Roundup) labeled for in crop application in cotton. Refer to the tank-mix partner label for use directions, restrictions and limitations. The most restrictive product labeling applies.

Cotton foliage is not tolerant to Fomesafen 2 SL Herbicide applications. Avoid contact to cotton foliage as unacceptable injury will occur. Application equipment should be calibrated (spray pressure, nozzle type and configuration, and orifice size) to avoid fine spray droplets contacting green cotton stems and foliage.

Post-Directed Application Timing in Cotton

Fomesafen 2 SL Herbicide may be applied to cotton at least 6 inches in height through layby as a post-directed application. All post-directed applications should avoid spray contact with any green non-barked parts of the cotton plant or foliage as unacceptable injury will occur. Follow the application timing recommendations below for post-directed applications in cotton.

Shield and Hooded Applications

Make a precision post-directed Fomesafen 2 SL Herbicide application to the base of the cotton plant avoiding contact with the cotton stem or foliage when cotton is at least 6 inches in height to avoid cotton injury. Use only hooded or shielded spray equipment to apply Fomesafen 2 SL Herbicide in cotton that is 6 inches to 12 inches in height. Adjust nozzles to provide full coverage of emerged target weeds.

Layby Applications

Make a post-directed Fomesafen 2 SL Herbicide application to the base of the cotton plant avoiding contact with any non-barked portion of the cotton plant or foliage. Use precision post-directed equipment or hooded or shielded sprayers on cotton that has developed a minimum of 4 inches of brown bark through layby. Application equipment should be configured to provide full coverage of emerged target weeds.

General Restrictions - Cotton

Do not apply Fomesafen 2 SL Herbicide later than 70 days before harvest.

Do not apply more than 1.5 pints per acre of Fomesafen 2 SL Herbicide in any year.

Special Use Directions for the Suppression of Woollyleaf Bursage (Lakeweed), *Ambrosia grayi*, in Texas

Apply Fomesafen 2 SL Herbicide to cultivated areas of cropland in the fall or spring as a spot treatment at a rate of 1.5 pints per acre and incorporate to a depth of 2-3 inches for suppression of woollyleaf bursage. Applications should be made with ground equipment.

The use of adjuvants, as specified under the Spray Additives section, will significantly improve the initial burndown of any emerged woollyleaf bursage, but this effect is only temporary. Therefore, an adjuvant may be used if desired, but is not necessary.

Significant suppression may not be seen until 6-8 months after application, but should then continue for at least 2 years after application. Cotton or soybeans may be planted in treated areas. Under certain conditions, significant damage may occur to cotton planted within 18 months of application. A 3-year interval from last application to planting is required for all other crops.

Do not make more than one application of Fomesafen 2 SL Herbicide per year. Do not apply more than 1.5 pints per acre of Fomesafen 2 SL Herbicide in any year. If two consecutive year applications are made, allow a 2 year interval before another application.

DRY BEANS AND SNAP BEANS Preplant Surface and Preemergence Application

Apply Fomesafen 2 SL Herbicide as a preplant surface or preemergence application in Regions 1, 2, 3, and 4 only for control or partial control of the weeds listed in Table 1. Fomesafen 2 SL Herbicide can be applied alone, or tank mixed or followed sequentially with other labeled dry bean or snap bean herbicides to broaden the weed control spectrum or control newly emerged weeds. Refer to the **Tank Mix and Sequential Application** section for additional information.

NOTE: Treated soil that is splashed onto newly emerged seedlings may result in temporary crop injury but plants normally outgrow these effects and develop normally.

Postemergence Application

Apply Fomesafen 2 SL Herbicide as a postemergent broadcast application in Regions 1, 2, 3, 4 and 5 for control or partial control of the weeds listed in Table 2 and in the **Special Use**

Directions For Additional Weed Problems section. Application rate depends on weed species and growth stage. Two applications may be made if necessary but not to exceed the maximum rate specified per geographic region. (Refer to map for definition of specified geographic regions). Refer to the Spray Additive section for recommended spray additives. Use of crop oil concentrate can improve weed control but may slightly reduce crop tolerance. Do not use UAN (28% or similar) or ammonium sulfate on dry beans or snap beans as severe crop injury may occur. Apply when dry beans or snap beans have at least one fully expanded trifoliolate leaf.

Fomesafen 2 SL Herbicide can be applied alone or in tank mix with other labeled dry bean or snap bean postemergence herbicides to broaden the weed control spectrum. Refer to the **Tank Mix and Sequential Application** section.

Some bronzing, crinkling or spotting of dry bean or snap bean leaves may occur following postemergent applications, but dry beans and snap beans soon outgrow these effects and develop normally.

Tank Mix and Sequential Applications for Dry Beans and Snap Beans

Fomesafen 2 SL Herbicide can be used sequentially or in tank mix with the following products:

Dry Beans and Snap Beans	Dry Beans Only
Assure II®	Frontier®
Basagran®	Select®
Dual MAGNUM	Sonalan®
Eptam®	
Poast®	
Prowl®	
Pursuit®	
Raptor®	
Treflan®	

Under certain conditions, the mixture of Fomesafen 2 SL Herbicide with one or more of the above mentioned broadleaf herbicides may cause a reduction in activity of any postemergence grass herbicide in the mixture.

For sequential applications allow 2-3 days after the application of the postemergence grass herbicide before applying Fomesafen 2 SL Herbicide or Fomesafen 2 SL Herbicide mixtures. Where Fomesafen 2 SL Herbicide or the Fomesafen 2 SL Herbicide mixture is applied first, apply the grass herbicide when the grass weeds begin to develop new leaves (generally around 7 days).

NOTE: Tank-mix applications can result in increased crop injury as compared to either product used alone.

Always read and follow the recommendations, restrictions and limitations for all products whether used alone, sequentially or in a tank mix. The most restrictive labeling of any product used applies.

General Restrictions – Dry Beans and Snap Beans

- Refer to Fomesafen 2 SL Herbicide Regional Use Map for the maximum rate of Fomesafen 2 SL Herbicide (or other fomesafen containing products) that may be applied in each geographic region.
- Do not apply to any field in Regions 2, 3, 4 or 5 more than once every two years.

- **For snap beans:** Do not exceed 1.5 pints of Fomesafen 2 SL Herbicide per acre in any one year and also adhere to the maximum rate that may be applied in each geographic region (refer to the Fomesafen 2 SL Herbicide Regional Use Map). Do not graze treated areas or harvest for forage or hay. Do not utilize hay or straw for animal feed or bedding. Do not apply within 30 days of harvest.
- **For dry beans:** Do not exceed 1.5 pints of Fomesafen 2 SL Herbicide per acre in any one year and also adhere to the maximum rate that may be applied in each geographic region (refer to the Fomesafen 2 SL Herbicide Regional Use Map). Do not graze animals on green forage or stubble. Do not utilize hay or straw for animal feed or bedding. Do not apply within 45 days of harvest.

SOYBEANS Preplant Surface and Preemergence Application

Apply Fomesafen 2 SL Herbicide as a preplant surface or preemergence application in Regions 1, 2, 3, and 4 only for control or partial control of the weeds listed in Table 1. Fomesafen 2 SL Herbicide can be applied alone or tank mixed or followed sequentially with other labeled soybean herbicides to broaden the weed control spectrum or control newly emerged weeds. Refer to the **Tank Mix and Sequential Application** section for additional information.

For control of emerged weeds, Fomesafen 2 SL Herbicide may be tank mixed with a burndown herbicide such as Paraquat Concentrate or glyphosate brands (such as Touchdown or Roundup) labeled in soybeans. In reduced tillage plantings, Fomesafen 2 SL Herbicide can be applied up to 14 days prior to planting or at planting with a burndown herbicide.

Postemergence Application

Apply Fomesafen 2 SL Herbicide as a postemergence broadcast application in Regions 1, 2, 3, 4 and 5 for control or partial control of weeds listed in Table 2 and in the **Special Use Directions For Additional Weed Problems** section. Application rate depends on weed species and growth stage. Refer to the Spray Additive section for recommended spray additives. To enhance postemergence control of susceptible broadleaf weeds (**soybeans only**) in Regions 2, 3, 4 and 5 (see Fomesafen 2 SL Herbicide Regional Use Map), Fomesafen 2 SL Herbicide can be used with a minimum of 2.5% liquid nitrogen (28% or similar) or a minimum of 10 pounds ammonium sulfate per 100 gallons of spray volume.

Fomesafen 2 SL Herbicide can be applied alone or in combination with other labeled soybean postemergence herbicides to broaden the weed control spectrum. Refer to the **Tank Mix and Sequential Application** section.

Some bronzing, crinkling or spotting of soybean leaves may occur following postemergent applications, but soybeans soon outgrow these effects and develop normally.

Tank Mix and Sequential Applications For Soybeans

Fomesafen 2 SL Herbicide can be used sequentially or in tank mix with one or more of the following products: Assure II, Basagran, Boundary®, Butyrac®, Classic®, Dual MAGNUM, Dual II MAGNUM®, FirstRate®, Fusilade® DX, Fusion®, Glyphosate (such as Touchdown, Roundup or Glyphomax™), Paraquat Concentrate, Harmony® GT XP, Pursuit, Poast, Poast Plus®, Prowl, Raptor, Resource®, Select®, Sequence, Scepter®, and Synchrony®STS®.

Under certain conditions, the mixture of Fomesafen 2 SL Herbicide with one or more of the above mentioned broadleaf herbicides may cause a reduction in activity of any postemergence grass herbicide in the mixture.

For sequential applications allow 2-3 days after the application of the postemergence grass

herbicide before applying Fomesafen 2 SL Herbicide or Fomesafen 2 SL Herbicide mixtures. Where Fomesafen 2 SL Herbicide or the Fomesafen 2 SL Herbicide mixture is applied first, apply the postemergence grass herbicide when the grass weeds begin to develop new leaves (generally around 7 days).

NOTE:

- Tank-mix applications can result in increased crop injury as compared to either product used alone.
- Do not exceed 1 fl. oz. of Butyrac per acre in mixture with Fomesafen 2 SL Herbicide.
- Do not exceed 0.25 oz./A of Synchrony STS herbicide in the tank with labeled rates of Fomesafen 2 SL Herbicide on non-STs varieties. This tank mix can be applied postemergence to any soybean variety for additional broadleaf weed control. Refer to the Synchrony STS label for more information and crop rotation restrictions.
- Always read and follow the recommendations, restrictions and limitations for all products whether used alone, sequentially or in a tank mix. The most restrictive labeling of any product used applies.

Roundup Ready® (Glyphosate Tolerant) Soybean Tank Mixes

Fomesafen 2 SL Herbicide at 6-12 oz./A, can be tank mixed with glyphosate products (such as Touchdown or Roundup) that are labeled for Roundup Ready (glyphosate tolerant) soybeans for improved postemergence control of many weeds such as morningglory spp., hemp sesbania, waterhemp, and black nightshade which are known to have tolerance to glyphosate, but are susceptible to Fomesafen 2 SL Herbicide.

FOLLOW THE RECOMMENDATIONS ON THE GLYPHOSATE PRODUCT LABEL FOR THE USE OF SPRAY ADDITIVES IN THIS TANK MIX.

Do not allow this tank mix to move off target as contact by even minute quantities can cause severe damage or death to any nontarget vegetation.

NOTE: Postemergence application of this tank mix on soybean varieties which do not contain the Roundup Ready gene will result in severe crop injury or death of the soybean crop. Always read and follow the recommendations, restrictions and limitations for all products used. The most restrictive labeling of any product applies.

General Restrictions – Soybeans

- Refer to Fomesafen 2 SL Herbicide Regional Use Map for the maximum rate of Fomesafen 2 SL Herbicide (or other fomesafen containing products) that may be applied in each geographic region. Do not apply to any field in Regions 2, 3, 4 or 5 more than once every two years.
- Do not exceed 1.5 pints of Fomesafen 2 SL Herbicide per acre in any one year and also adhere to the maximum rate that may be applied in each geographic region (refer to the Fomesafen 2 SL Herbicide Regional Use Map). Do not graze treated areas or harvest for forage or hay. Do not apply within 45 days of harvest.

AERIAL SPRAY DRIFT MANAGEMENT ADVISORY

SPRAY DRIFT MANAGEMENT

AVOIDING SPRAY DRIFT AT THE APPLICATION SITE IS THE RESPONSIBILITY OF THE APPLICATOR. The interaction of many equipment and weather related factors determines the potential for spray drift. The applicator and the grower are responsible for considering all these factors when making decisions.

The following drift management requirements must be followed to avoid off-target drift movement from aerial applications to agricultural field crops. These requirements do not apply to forestry applications, public health uses or to applications using dry formulations.

1. 1. The distance of the outer most nozzles on the boom must not exceed ³/₄ the length of the wingspan or rotor.
2. 2. Nozzles must always point backward parallel with the air stream and never be pointed downwards more than 45 degrees.

Where states have more stringent regulations, they should be observed.

The applicator should be familiar with and take into account the information covered in the **Aerial Drift Reduction Advisory Information.**

Aerial Drift Reduction Advisory Information IMPORTANCE OF DROPLET SIZE

The most effective way to reduce drift potential is to apply large droplets. The best drift management strategy is to apply the largest droplets that provide sufficient coverage and control. Applying larger droplets reduces drift potential, but will not prevent drift if applications are made improperly, or under unfavorable environmental conditions (See **Wind, Temperature and Humidity**, and **Temperature Inversion** sections of this label).

CONTROLLING DROPLET SIZE

- **Volume** - Use high flow rate nozzles to apply the highest practical spray volume. Nozzles with higher rated flows produce larger droplets.
- **Pressure** - Use the lower spray pressures recommended for the nozzle. Higher pressure reduces droplet size and does not improve canopy penetration. When higher flow rates are needed, use higher flow rate nozzles instead of increasing pressure.
- **Number of nozzles** - Use the minimum number of nozzles that provide uniform coverage.
- **Nozzle Orientation** - Orienting nozzles so that the spray is released backwards, parallel to the airstream will produce larger droplets than other orientations. Significant deflection from horizontal will reduce droplet size and increase drift potential.
- **Nozzle Type** - Use a nozzle type that is designed for the intended application. With most nozzle types, narrower spray angles produce larger droplets. Consider using low-drift nozzles. Solid stream nozzles oriented straight back produce larger droplets than other nozzle types.

BOOM LENGTH

For some use patterns, reducing the effective boom length to less than ³/₄ of the wingspan or rotor length may further reduce drift without reducing swath width.

APPLICATION HEIGHT

Applications should not be made at a height greater than 10 feet above the top of the largest plants unless a greater height is required for aircraft safety. Making applications at the lowest height that is safe reduces exposure of droplets to evaporation and wind.

SWATH ADJUSTMENT

When applications are made with a crosswind, the swath will be displaced downwind. Therefore, on the up and downwind edges of the field, the applicator must compensate for this displacement by adjusting the path of the aircraft upwind. Swath adjustment distance should increase with increasing drift potential (higher wind, smaller drops, etc.).

WIND

Drift potential is lowest between wind speeds of 2-10 mph. However, many factors, including droplet size and equipment type determine drift potential at any given speed. Application should be avoided below 2 mph due to variable wind direction and high inversion potential. **NOTE:** Local terrain can influence wind patterns. Every applicator should be familiar with local wind patterns and how they affect spray drift.

TEMPERATURE AND HUMIDITY

When making applications in low relative humidity, set up equipment to produce larger droplets to compensate for evaporation. Droplet evaporation is most severe when conditions are both hot and dry.

TEMPERATURE INVERSIONS

Applications should not occur during a temperature inversion because drift potential is high. Temperature inversions restrict vertical air mixing, which causes small suspended droplets to remain in a concentrated cloud. This cloud can move in unpredictable directions due to the light variable winds common during inversions. Temperature inversions are characterized by increasing temperatures with altitude and are common on nights with limited cloud cover and light to no wind. They begin to form as the sun sets and often continue into the morning. Their presence can be indicated by ground fog; however, if fog is not present, inversions can also be identified by the movement of smoke from a ground source or an aircraft smoke generator. Smoke that layers and moves laterally in a concentrated cloud (under low wind conditions) indicates an inversion, while smoke that moves upward and rapidly dissipates indicates good vertical air mixing.

SENSITIVE AREAS

The pesticide should only be applied when the potential for drift to adjacent sensitive areas (e.g. residential areas, bodies of water, known habitat for threatened or endangered species, nontarget crops) is minimal (e.g. when wind is blowing away from the sensitive areas).

APPENDIX

COMMON NAME	SCIENTIFIC NAME
Amaranth, Palmer	<i>Amaranthus palmeri</i>
Amaranth, spiny	<i>Amaranthus spinosus</i>
Anoda, spurred	<i>Adoda cristata</i>
Balloonvine	<i>Cardiospermum halicacabum</i>
Barnyardgrass	<i>Echinochloa crus-galli</i>
Bindweed, field	<i>Convolvulus arvensis</i>
Bindweed, hedge	<i>Calystegia sepium</i>
Broadleaf signalgrass	<i>Bracharia platyphyllia</i>
Carpentweed	<i>Mullugo verticillata</i>
Citron (wild watermelon)	<i>Citrullus vulgaris</i>
Cocklebur, common	<i>Xanthium strumarium</i>
Copperleaf, hophornbeam	<i>Acalypha ostryifolia</i>
Copperleaf, Virginia	<i>Svs;ufjs bothomovs</i>
Crabgrass	<i>Digitaria</i> spp.
Crotalaria, showy	<i>Crotalaria spectabilis</i>
Croton, tropic	<i>Croton glandulosus</i>
Cucumber, volunteer	<i>Cucumis sativas</i>
Eclipta	<i>Eclipta prostrate</i>
Foxtail, giant	<i>Setaria faberi</i>
Foxtail, green	<i>Setaria viridis</i>
Foxtail, yellow	<i>Setaria glauca</i>
Goosegrass	<i>Eleusine indica</i>
Groundcherry, cutleaf	<i>Physalis angulata</i>
Hemp	<i>Cannabis sativa</i>
Horsenettle	<i>Solanum carolinense</i>
Jimsonweed	<i>Datura stramonium</i>
Johnsongrass, seedling	<i>Sorghum halapense</i>
Ladysthumb	<i>Polygonum persicaria</i>
Lambsquarters, common	<i>Chenopodium album</i>
Mexicanweed	<i>Caperonia castanifolia</i>
Milkweed, climbing	<i>Sarcostemma cyanchoides</i>
Milkweed, honeyvine	<i>Ampelamus albidus</i>
Morningglory:	
Cypressvine	<i>Ipomoea quamoclit</i>
Entireleaf var.	<i>Ipomoea hederacea</i> var. <i>intergriuscula</i>
Ivyleaf	<i>Ipomoea hederacea</i>
Purple moonflower	<i>Ipomoea turbinata</i>
Red (scarlet)	<i>Ipomoea coccinea</i>
Smallflower	<i>Jacquemontia tamnifolia</i>
Pitted (smallwhite)	<i>Ipomoea lacunose</i>
Tall (common)	<i>Impmoea purpurea</i>
Palmleaf (willowleaf)	<i>Impmoea wrightii</i>
Mustard, wild	<i>Sinapis arvensis</i>

COMMON NAME	SCIENTIFIC NAME
Nightshade, black	<i>Solanum nigrum</i>
Nightshade, Eastern black	<i>Solanum ptychanthum</i>
Nightshade, hairy	<i>Solanum physalifolium</i>
Nutsedge, yellow	<i>Cyperus esculentus</i>
Panicum, fall	<i>Panicum dichotomiflorum</i>
Panicum, Texas	<i>Panicum texanum</i>
Pigweed:	
Amaranth, Palmer	<i>Amaranthus palmeri</i>
Amaranth, spiny	
Redroot	<i>Amaranthus retroflexus</i>
Smooth	<i>Amaranthus hybridus</i>
Poinsettia, wild	<i>Euphorbia heterophylla</i>
Purslane, common	<i>Portulaca oleracea</i>
Pusley, Florida	<i>Richardia scabra</i>
Ragweed, common	<i>Ambrosia artemisifolia</i>
Ragweed, Giant	<i>Ambrosia trifida</i>
Redweed	<i>Melchia corchorifolia</i>
Sesbania, hemp	<i>Sesbania exaltata</i>
Sicklepod	<i>Senna obtusifolia</i>
Sida, prickly	<i>Sida spinosa</i>
Signalgrass, broadleaf	<i>Bracharia platyphylla</i>
Smartweed, Pennsylvania	<i>Polygonum pennsylvanicum</i>
Smellmelon	<i>Cucumis melo</i>
Spurge, prostrate	<i>Chamaesyce humistrata</i>
Spurge, spotted	<i>Chamaesyce maculate</i>
Starbur, bristly	<i>Acanthospermum hispidum</i>
Sunflower, common	<i>Helianthus annuus</i>
Trumpetcreeper	<i>Campis redicans</i>
Velvetleaf	<i>Abutilon theophrasti</i>
Venice mallow	<i>Hibiscus trionum</i>
Waterhemp, common	<i>Amaranthus rudis</i>
Waterhemp, tall	<i>Amaranthus tuberculatos</i>
Witchweed	<i>Striga asiatica</i>
Yellow rocket	<i>Barbarea vulgaris</i>

STORAGE AND DISPOSAL

Do not contaminate water, food or feed by storage or disposal.

Prohibitions

Open dumping is prohibited. Do not reuse empty container.

Pesticide Storage

Store above 32°F in original containers only. If product freezes, return to room temperature and agitate to reconstitute. Keep container closed when not in use. Do not store near food or feed. In case of spill or leak on floor or paved surfaces, soak up with sand, earth or synthetic absorbent. Remove to chemical waste area.

Pesticide Disposal

Pesticide wastes are acutely hazardous. Improper disposal of excess pesticide, spray mixture or rinsate is a violation of federal law. If these wastes cannot be disposed of by use according to label instructions, contact your State Pesticide or Environmental Control Agency or the Hazardous Waste Representative at the nearest EPA Regional Office for guidance.

Container Handling

Non-refillable container. Do not reuse or refill this container. Offer for recycling if available. Triple rinse container (or equivalent) promptly after emptying. Triple rinse as follows: Empty the remaining contents into application or a mix tank and drain for 10 seconds after the flow begins to drip. Fill the container ¼ full with water and recap. Shake for 10 seconds. Pour rinsate into application equipment or a mix tank or store rinsate for later use and disposal. Drain for 10 seconds after the flow begins to drip. Repeat this procedure two more times. Then offer for recycling if available or puncture and dispose of in a sanitary landfill, by incineration or, if allowed by state and local authorities, by burning. If burned, stay out of smoke.

DISCLAIMER OF WARRANTIES: TO THE EXTENT CONSISTENT WITH APPLICABLE LAW, ORION FOMES LLC MAKES NO OTHER WARRANTIES, EXPRESS OR IMPLIED, OF MERCHANTABILITY OR OF FITNESS FOR A PARTICULAR PURPOSE OR OTHERWISE, THAT EXTEND BEYOND THE STATEMENTS MADE ON THIS LABEL. No agent of Orion Fomes LLC is authorized to make any warranties beyond those contained herein or to modify the warranties contained herein.

TO THE EXTENT CONSISTENT WITH APPLICABLE LAW, ORION FOMES LLC DISCLAIMS ANY LIABILITY WHATSOEVER FOR SPECIAL, INCIDENTAL OR CONSEQUENTIAL DAMAGES RESULTING FROM THE USE OR HANDLING OF THIS PRODUCT.

LIMITATIONS OF LIABILITY: TO THE EXTENT CONSISTENT WITH APPLICABLE LAW, THE EXCLUSIVE REMEDY OF THE USER OR BUYER FOR ANY AND ALL LOSSES, INJURIES OR DAMAGES RESULTING FROM THE USE OR HANDLING OF THIS PRODUCT, WHETHER IN CONTRACT, WARRANTY, TORT, NEGLIGENCE, STRICT LIABILITY OR OTHERWISE, SHALL NOT EXCEED THE PURCHASE PRICE PAID, OR AT ORION FOMES LLC'S ELECTION, THE REPLACEMENT OF PRODUCT.