

87583-3

9/17/2014

1/14



UNITED STATES ENVIRONMENTAL PROTECTION AGENCY
WASHINGTON, D.C. 20460

SEP 17 2014

OFFICE OF CHEMICAL SAFETY
AND POLLUTION PREVENTION

Kevin Kutcel
Agent for
Pure Shield Inc.
1445 Jupiter Park Drive, #11
Jupiter, FL 33458

Subject: Bio-Protect AM50
EPA Registration Number 87583-3
Notification Application Dated August 19, 2014
EPA Received Date August 22, 2014

Dear Mr. Kutcel:

This will knowledge receipt of your notification, submitted under the provisions of FIFRA section 3c 9. Based on a review of the submitted material the following comment apply.

Proposed Amendment:

- Additional of Optional Marketing Statement on page 10 of 11
- Removal of word "diluted" on page 5 of 11 product is a ready to use and not diluted
- Addition of table on page 5 of 11
- Making the use of a clothes dryer optional page 5 of 11
- **General Comments:**

Based on a review of the material submitted, the following comment apply:

The notification is acceptable. A copy has been inserted in your file for future reference.

Should you have any questions or comments concerning this letter, please contact Drusilla Copeland at (703) 308-6224.

Sincerely,

A handwritten signature in cursive script that reads "Drusilla Copeland".

Drusilla Copeland
Product Manager (31)
Regulatory Management Branch I
Antimicrobials Division (7510P)



United States
Environmental Protection Agency
 Washington, DC 20460

Registration
 Amendment
 Other

OPP Identifier Number

Application for Pesticide - Section I

| | | | |
|--|--|--|--|
| 1. Company/Product Number PureShield Inc. / 87583-3 | | 2. EPA Product Manager Velma Noble | 3. Proposed Classification <input checked="" type="checkbox"/> None <input type="checkbox"/> Restricted |
| 4. Company/Product (Name) PureShield Inc. / Bio-Protect AM50 | | PM# 31 | |
| 5. Name and Address of Applicant (Include ZIP Code) PureShield Inc. 1445 Jupiter Park Drive, #11 Jupiter, FL 33458 <input type="checkbox"/> Check if this is a new address | | 6. Expedited Review. In accordance with FIFRA Section 3(c)(3) (b)(i), my product is similar or identical in composition and labeling to: <input checked="" type="checkbox"/> EPA Reg. No. _____ Product Name _____ | |

Section - II

| | |
|--|--|
| <input type="checkbox"/> Amendment - Explain below. | <input type="checkbox"/> Final printed labels in response to Agency letter dated _____ |
| <input type="checkbox"/> Resubmission in response to Agency letter dated _____ | <input type="checkbox"/> "Me Too" Application. |
| <input checked="" type="checkbox"/> Notification - Explain below. | <input type="checkbox"/> Other - Explain below. |

Explanation: Use additional page(s) if necessary. (For section I and Section II.)

Please read attached cover letter.

Section - III

| | | | | | |
|---|--|--|-------------------|--|----------------------------------|
| 1. Material This Product Will Be Packaged In: | | | | 2. Type of Container | |
| Child-Resistant Packaging <input type="checkbox"/> Yes <input checked="" type="checkbox"/> No | Unit Packaging <input type="checkbox"/> Yes <input checked="" type="checkbox"/> No | Water Soluble Packaging <input type="checkbox"/> Yes <input checked="" type="checkbox"/> No | | <input checked="" type="checkbox"/> Metal | <input type="checkbox"/> Plastic |
| * Certification must be submitted | | If "Yes" Unit Packaging wgt. | No. per container | If "Yes" Package wgt. | No. per container |
| | | | | <input type="checkbox"/> Glass | <input type="checkbox"/> Paper |
| | | | | <input type="checkbox"/> Other (Specify) _____ | |
| 3. Location of Net Contents Information <input checked="" type="checkbox"/> Label <input type="checkbox"/> Container | | 4. Size(s) Retail Container 2.4, 6, 8, 12, 16, 32 oz 1.5, 30, 55, 275 gal | | 5. Location of Label Directions <input checked="" type="checkbox"/> On Label <input type="checkbox"/> On Labeling accompanying product | |
| 6. Manner in Which Label is Affixed to Product | | <input checked="" type="checkbox"/> Lithograph <input type="checkbox"/> Paper glued <input type="checkbox"/> Stenciled | | <input type="checkbox"/> Other _____ | |

Section - IV

| | | |
|--|-------------------------|---|
| 1. Contact Point (Complete items directly below for identification of individual to be contacted, if necessary, to process this application.) | | |
| Name Kevin Kutcel | Title Agent | Telephone No. (Include Area Code) 440-263-7305 |
| Certification I certify that the statements I have made on this form and all attachments thereto are true, accurate and complete. I acknowledge that any knowingly false or misleading statement may be punishable by fine or imprisonment or both under applicable law. | | 6. Date Application Received (Stamped) |
| 2. Signature | 3. Title Agent | |
| 4. Typed Name Kevin Kutcel | 5. Date Aug 19, 2014 | |

KRK Consulting LLC

5807 Churchill Way
Medina, OH 44256
Tel: 440-263-7305
E-mail: kevinutcel@gmail.com

August 19, 2014

US Environmental Protection Agency (NOTIF)
Office of Pesticide Programs
Antimicrobial Division (S-8824)
Room S-4900, One Potomac Yard
2777 South Crystal Drive
Arlington, VA 22202-4501


Subject: Notification – EPA No. 87583-3 “Bio-Protect AM50”


Attached is a notification for “Bio-Protect AM50” (Reg. No. 87583-3) in which the following changes have been made to the label. One copy of the highlighted label and three copies of the amended label have been included with this notification:

- Addition of Optional Marketing Statements on Page 10 of 11.
- Removal of word “diluted” on page 5 of 11 since the product is a ready to use and should not be diluted.
- Addition of table on page 5 of 11 that does not change the method of application or rate.
- Making the use of a clothes dryer optional as not all items could use clothes dryer. (Page 5 of 11)

This notification is consistent with the guidance in PR Notice 98-10 and EPA’s regulations at 40 CFR 156.46 and no other changes have been made to the labeling. I understand this it is a violation of 18 U.S.C. Sec. 1001 to willfully make any false statement to EPA. I further understand that if the notification is not consistent with the requirements of PR Notice 98-10 and 40 CFR 156.46, this product may be in violation of FIFRA and I may be subject to enforcement action and penalties under sections 12 and 14 of FIFRA.

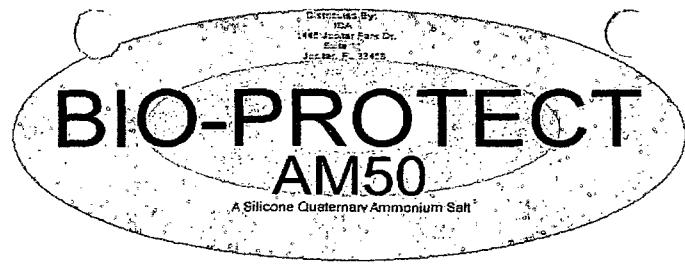
Please note that KRK Consulting LLC is the authorized agent handling all correspondence for PureShield Inc. and therefore all responses should be directed to the contact information on the letterhead above.

Best Regards,

Kevin R. Kutcel,
Agent for PureShield Inc.



4/14

Highlighted



Active Ingredient: 3-(trihydroxysilyl)propyldimethyloctadecyl ammonium chloride.....**0.50%**
Other Ingredients:**99.50%**
TOTAL
INGREDIENTS:**100.00%**

KEEP OUT OF REACH OF CHILDREN

EPA Reg. No. 87583-3

EPA EST. No. xxxxx-xx-xxx

NET CONTENTS: 2,4,6,8,12,16,32 oz or 1,5,30,55,275 Gallons

Provides an invisible microbiostatic coating to inhibit the growth of odor causing bacteria, bacteria which cause staining and discoloration, fungi (mold and mildew), and algae. This product does not protect users or others against food-borne or disease-causing bacteria.

Manufactured by: PureShield Inc., 1445 Jupiter Park Drive, Suite 11, Jupiter, FL 33458

ENVIRONMENTAL HAZARDS

Commercial and industrial uses: This pesticide is toxic to fish. Do not discharge effluent containing this product into lakes, streams, ponds, estuaries, oceans, or other waters unless in accordance with the requirements of a National Pollutant Discharge Elimination System (NPDES) permit and the permitting authority has been notified in writing prior to discharge. Do not discharge effluent containing this product to sewer systems without previously notifying the local sewage treatment plant authority. For guidance, contact your State Water Board or Regional Office of the EPA.

De-activation may be required during clean up if a spill occurs. De-activation of Bio-Protect AM50 can be achieved by the addition of anionic surfactant (such as soap, sulfonates, sulfates) in quantity equivalent to that of Bio-Protect AM50.

Residential use: This pesticide is toxic to fish. Do not apply directly to water. Do not contaminate water by cleaning of equipment or disposal of pesticide.

NOTIFICATION
Date Reviewed: 4/16/14
Reviewed By: [Signature]

DIRECTIONS FOR USE

Approved commercial and Industrial Applications

It is a violation of Federal law to use this product in a manner inconsistent with its labeling. Wear protective eyewear (goggles or face shield) and gloves when using this product. Dry treated areas and articles such as clothing before use. Remove children and pets from treated area until completely dry.

Bio-Protect AM50 can be applied to organic or inorganic substrates by fogging. All surfaces must be cleaned prior to fogging. Fogging is supplement to normal cleaning and practices. Fogging can be used in homes, offices, automobiles and institutions e.g., schools, hospitals, daycare centers, churches, correctional facilities.

1. Prior to fogging, remove and carefully protect all food products and packaging materials.
2. Fog areas using one gallon per 1000 cu. ft. of room area .
3. Allow surfaces to drain thoroughly and air dry before operations are resumed.

Dry substrates at temperatures from ambient to a maximum of 160° C (320° F) to effect complete condensation of silanol groups and to remove water, solvents and/or traces of methanol from hydrolysis. Optimum application and drying conditions, such as time and temperature, should be determined for each application before use. If necessary, reapply Bio-Protect AM50 every three months or when odor, staining and discoloration due to bacteria, mold stains, and mildew stains return.

Bio-Protect AM50 when used as a concrete additive is added directly concrete preparation. Use 60 fluid ounces per cubic feet of concrete. Addition of Bio-Protect AM50 reduces deterioration of sewer pipes and manholes by inhibiting microbiologically induced corrosion.

Approved commercial and industrial applications

The active ingredient in Bio-Protect AM50 is effective against odor causing bacteria, bacteria which cause staining and discoloration, fungi (mold and mildew) and algae as a static agent. Bio-Protect AM50 can be used as a final bacteriostatic finish on the following items to impart bacteriostatic/fungistatic (mold and mildew) and algaestatic activity.

- Air Filters for furnaces, air-conditioners, air purification devices, automobiles, recirculating air handling systems.
- Air filters/materials
- Aquarium filter material
- Bed sheets, blankets, and bedspreads
- Buffer pads (abrasive and polishing)
- Carpets and draperies
- Concrete additive for sewer pipes, manholes and concrete sewer structures; not to be used in treatment of storm drains
- Fiberfill for upholstery, sleeping bags, apparel, where the fiber is cotton, natural down, nylon, polyester, rayon, or wool



- Fiberglass duct board
- Fire hose fabric
- Humidifier belts
- Mattress pads and ticking
- Men's underwear and outerwear
- Non-woven disposable diapers
- Non-woven polyester
- Outerwear apparel (jackets, sweaters, sweatshirts, coats, raincoats, overcoats, jerseys, ponchos)
- Polyurethane and cellulose foam for household, industrial, and institutional sponges and mops
- Polyurethane and polyethylene foam, when covered
- Polyurethane foam for packaging and cushioning in non-food contact applications
- Polyurethane foam used as a growth medium for non-food crops and plants
- Pre-moistened towelettes and tissue wipes (these do not impart pesticidal properties)
- Roofing materials – defined as shingles, roofing granules, wood shakes, felt, stone and synthetic overcoats
- Sand bags, tents, tarpaulins, wood, sails, and ropes
- Athletic and casual socks
- Shoe insoles
- Shower curtains
- Socks comprised of nylon, nylon/orlon, cotton/nylon, linen/Lycra, acrylic/polypropylene, nylon, Lycra, wool/silk/nylon/Lycra and wool/acrylic/nylon/Lycra
- Throw rugs
- Toweling made of 100 percent cotton, 100 percent polyester, and blends of the two fibers
- Toilet tank and seat covers
- Umbrellas
- Upholstery made of acetates, acrylics, cotton, fiberglass, nylon, polyester, polyethylene, polyolefins, polypropylene, rayon, spandex, vinyl, wool
- Vacuum cleaner bags and filters
- Vinyl paper-wallpaper for non-food contact surfaces
- Disposable wiping cloths that can be used for multiple purposes such as dusting or washing furniture, cars, walls, windows, floors, appliances, dishes, counter tops; the wiping cloths do not impart pesticide properties
- Woman's hosiery
- Women's intimate apparel

DIRECTIONS FOR USE

Approved commercial appliances used in homes, offices, automobiles and institutions e.g., schools, hospitals, daycare centers, churches, correctional facilities

It is a violation of Federal Law to use this product in a manner inconsistent with its labeling. Wear protective eyewear (goggles and face shield) and gloves when using this product. Dry treated areas and articles such as clothing before use. Remove children and pets from treated area until completely dry. Clean surfaces prior to application.

The active ingredient in Bio-Protect AM50 is effective against odor causing bacteria, bacteria which cause staining and discoloration, fungi (mold and mildew) and algae as a static agent. Bio-Protect AM50 can be used as a final bacteriostatic finish on the following items to impart bacteriostatic/fungistatic (mold and mildew) and algaestatic activity.

- Air Filters for furnaces, air-conditioners, air purification devices, automobiles, recirculating air handling systems.
- Air filters/materials
- Aquarium filter material
- Bed sheets, blankets, and bedspreads
- Buffer pads (abrasive and polishing)
- Carpets and draperies
- Fiberfill for upholstery, sleeping bags, apparel, where the fiber is cotton, natural down, nylon, polyester, rayon, or wool
- Fiberglass duct board
- Fire hose fabric
- Humidifier belts
- Mattress pads and ticking
- Men's underwear and outerwear
- Non-woven disposable diapers
- Non-woven polyester
- Outerwear apparel (jackets, sweaters, sweatshirts, coats, raincoats, overcoats, jerseys, ponchos)
- Polyurethane and cellulose foam for household, industrial, and institutional sponges and mops
- Polyurethane and polyethylene foam, when covered
- Polyurethane foam for packaging and cushioning in non-food contact applications
- Polyurethane foam used as a growth medium for non-food crops and plants
- Pre-moistened towelettes and tissue wipes (these do not impart pesticidal properties)
- Roofing materials – defined as shingles, roofing granules, wood shakes, felt, stone and synthetic overcoats
- Sand bags, tents, tarpaulins, wood, sails, and ropes
- Athletic and casual socks
- Shoe insoles
- Shower curtains
- Socks comprised of nylon, nylon/orlon, cotton/nylon, linen/Lycra, acrylic/polypropylene, nylon, Lycra, wood/silk/nylon/Lycra and wool/acrylic/nylon/Lycra
- Throw rugs
- Toweling made of 100 percent cotton, 100 percent polyester, and blends of the two fibers
- Toilet tank and seat covers
- Umbrellas
- Upholstery made of acetates, acrylics, cotton, fiberglass, nylon, polyester, polyethylene, polyolefins, polypropylene, rayon, spandex, vinyl, wool
- Vacuum cleaner bags and filters
- Vinyl paper-wallpaper for non-food contact surfaces

- Disposable wiping cloths that can be used for multiple purposes such as dusting or washing furniture, cars, walls, windows, floors, appliances, dishes, counter tops; the wiping cloths do not impart pesticide properties
- Woman's hosiery
- Women's intimate apparel

For Pump Spray Application: Using pump sprayer, spray entire area 4"-6" from the surface making sure the surface is completely covered. Apply and then let stand until dry or let stand 3 minutes and wipe dry with cloth or sponge. If spotting occurs, wipe with moist cloth or sponge. Test for staining and color-fastness of fabrics and carpets by treating and drying a small, concealed area prior to application. Bio-Protect AM50 treats approximately 200 square feet per diluted gallon of water or in accordance with the table below:

| | | | | |
|-----------------------------|--------------------|---------------------|------------------------|---------------------------|
| Amount of Bio-Protect AM 50 | Pint 16 fl. Oz. | Quart 32 fl. Oz. | ½ Gallon 64 fl. Oz. | One Gallon 128 fl. Oz. |
| Area to be Treated | 25 sq. ft. | 50 sq. ft. | 100 sq. ft. | 200 sq. ft. |

When treating coarser substrates, more Bio-Protect AM50 may be required due to absorption. A fan may be used to assist in drying carpet.

For Commercial Spray Application: For commercial application equipment (i.e. carpet/upholstery steamers, rotary jet extraction cleaners, and pressure sprayers) apply and then let stand until dry or let stand 3 minutes and wipe dry with cloth or sponge. If spotting occurs, wipe with moist cloth or sponge. Test for staining and color-fastness of fabrics and carpets by treating and drying a small, concealed area prior to application. Bio-Protect AM50 treats approximately 200 square feet per diluted gallon of water. When treating coarser substrates, more Bio-Protect AM50 may be required due to absorption. Dry carpet areas and surfaces before re-entry and dry articles before use. A fan may be used to assist in drying carpet.

For Dipping/Soaking Application: Use appropriate sized wash basin or tub for dipping/soaking the item you are treating. Use enough Bio-Protect AM50 solution to completely submerge item. Completely submerge item in solution for 3 minutes. Remove item and dry. Test for staining and color-fastness of fabrics by treating and drying a small, concealed area prior to application. Do not reuse solution after dipping/soaking.

The substrate can be dried at room temperature or at temperatures to a maximum of 160°C (320°F), (for example in a clothes dryer. Remove excess liquid before attempting to dry in a clothes dryer.) If necessary, reapply Bio-Protect AM50 every three months or when odor, staining and discoloration due to bacteria, mold stains, and mildew stains return.

DIRECTIONS FOR USE

For residential applications

It is a violation of Federal law to use this product in a manner inconsistent with its labeling. Wear protective eyewear (goggles or face shield) and gloves when using this product. Dry treated areas and articles such as clothing before use. Remove children and pets from treated area until completely dry. Clean surfaces prior to application.

Approved residential uses

The active ingredient in Bio-Protect AM50 is effective against odor-causing bacteria, bacteria which cause staining and discoloration, fungi (mold and mildew), and algae as a static agent.

| | Pest controlled | Method of Application |
|--|--|---|
| <p>Bed sheets, blankets, bedspreads, curtains, draperies (washable only), underwear, socks, intimate apparel, hosiery, throw rugs, toweling, toilet tank covers, shower curtains, shoe insoles, outerwear apparel (jackets, sweaters, sweatshirts, coats, raincoats, overcoats, jerseys, ponchos). Bio-Protect AM50 can be applied to fabrics made of acetates, acrylics, cotton, fiberglass, linen, Lycra, nylon, orlon, polyester, polyethylene, polyolefin, polypropylene, rayon, silk, spandex, vinyl, and wool.</p> | <p>Odor-causing bacteria, bacteria which cause staining and discoloration, and fungi (mold and mildew)</p> | <p>DIP/SOAK: Use appropriate sized wash basin or tub for dipping/soaking the item you are treating. Use enough Bio-Protect AM50 solution to completely submerge item. Keep item in solution for 3 minutes. Remove item and wring excess liquid from treated item. For larger items (e.g. bedspreads, curtains, draperies), place in washing machine on spin cycle to aid in the removal of excess liquid. Test staining and color-fastness of fabric and carpets by treating and drying a small concealed area prior to application. Do not reuse solution after dipping/soaking. Dry treated articles before use. Substrates can be hang-dried at room temperature or at temperatures to a maximum of 160°C (320°F); (for example, in a clothes dryer). If necessary, reapply Bio-Protect AM50 every three months or when odor, staining and discoloration due to bacteria, mold stains, and mildew stains return.</p> <p>SPRAY: Clean surface prior to application. Using a trigger pump sprayer or pressure sprayer, spray the entire surface area 4"-6" from the surface, making sure the surface is completely covered. Let stand until dry or let stand 3 minutes and wipe dry with cloth or sponge. If spotting occurs, wipe with moist cloth or sponge. Test staining and color-fastness of fabric by treating and drying a small concealed area prior to application. If necessary, reapply Bio-Protect AM50 every three months or when odor, staining and discoloration due to bacteria, mold stains, and mildew stains return.</p> |
| | Pest controlled | Method of Application |
| <p>Air filters and air filter material for:</p> <ul style="list-style-type: none"> • Furnaces, air conditioners • Air purification | <p>Odor-causing bacteria, bacteria which cause staining and</p> | <p>SPRAY: When treating filters, remove filter from the unit. Using a trigger pump sprayer or pressure sprayer, spray the entire surface area 4"-6" from the surface, making sure the surface is completely covered. Apply and then let stand until dry. If necessary, reapply Bio-Protect AM50 every three</p> |

| | | |
|---|--|---|
| <p>systems</p> <ul style="list-style-type: none"> • Automobiles • Recalculating air handling systems • Vacuum cleaner filters • Aquariums | <p>discoloration, fungi (mold and mildew), and algae</p> | <p>months or when odor, staining and discoloration due to bacteria, mold stains, mildew stains, and algae stains return.</p> |
| <p style="background-color: #cccccc;"></p> | <p>Pest controlled</p> | <p>Method of Application</p> |
| <p>Carpeting</p> | <p>Odor-causing bacteria, bacteria which cause staining and discoloration, and fungi (mold and mildew)</p> | <p>SPRAY: Apply to clean carpet surface. Using a trigger pump sprayer or pressure sprayer, spray the entire surface area 4"-6" from the surface, making sure the surface is completely covered. For rotary jet extraction cleaners and carpet steamers, add the diluted Bio-Protect AM50 solution directly to the cleaning tank, then operate the equipment in accordance with manufacturer's instructions. Apply and then let stand until dry. Test staining and color-fastness of carpets by treating and drying a small concealed area prior to application. Bio-Protect AM50 treats approximately 200 square feet per gallon (50 square feet per quart). When treating coarser substrates (e.g., wool carpeting), more Bio-Protect AM50 may be required due to absorption. Dry carpet areas and surfaces before re-entry. A fan may be used to assist in drying carpeting. Remove children and pets from treated area until completely dried. If necessary, reapply Bio-Protect AM50 every three months or when odor, staining and discoloration due to bacteria, mold stains, and mildew stains return.</p> |
| <p style="background-color: #cccccc;"></p> | <p>Pest controlled</p> | <p>Method of Application</p> |
| <p>Mattress pad and mattress ticking and upholstery composed of acetates, acrylics, cotton, fiberglass, nylon, polyester,</p> | <p>Odor-causing bacteria, bacteria which cause staining and discoloration,</p> | <p>SPRAY: Clean surfaces prior to application. Using a trigger pump sprayer spray the entire surface area 4"-6" from the surface, making sure the surface is completely covered. Apply and then let stand until dry or let stand 3 minutes and wipe dry with cloth or sponge. If spotting occurs, wipe with moist cloth or sponge. Test staining and color-fastness of</p> |

| | | |
|---|---|--|
| <p>polyethylene, polyolefin, polypropylene, rayon, spandex, vinyl, wool; fiberfill to be used in upholstery, sleeping bags, apparel, where the fiber is cotton, natural down, nylon, rayon, or wool</p> | <p>and fungi (mold and mildew)</p> | <p>fabric by treating and drying a small concealed area prior to application. When applying to mattress pads and ticking do not soak. Remove children and pets from treated area until completely dried. If necessary, reapply Bio-Protect AM50 every three months or when odor, staining and discoloration due to bacteria, mold stains, and mildew stains return.</p> |
| | <p>Pest controlled</p> | <p>Method of Application</p> |
| <p>Tents, tarpaulins, wood, sails, ropes.</p> | <p>Odor-causing bacteria, bacteria which cause staining and discoloration, fungi (mold and mildew), and algae</p> | <p>SPRAY: Clean surface prior to application. Using a trigger pump sprayer or pressure sprayer, spray the entire surface area 4"-6" from the surface, making sure the surface is completely covered. Let stand until dry or let stand 3 minutes and wipe dry with cloth or sponge. If spotting occurs, wipe with moist cloth or sponge. Test staining and color-fastness of fabric by treating and drying a small concealed area prior to application. If necessary, reapply Bio-Protect AM50 every three months or when odor, staining and discoloration due to bacteria, mold stains, mildew stains, and algae stains return.</p> <p>DIP/SOAK: Use appropriate sized wash basin or tub for dipping/soaking the item you are treating. Use enough Bio-Protect AM50 solution to completely submerge item. Keep item in solution for 3 minutes. Remove item and wring excess liquid. Do not reuse solution after dipping/soaking. Dry treated articles before use. Substrates can be hang-dried at room temperature or at temperatures to a maximum of 160°C (320°F); (for example, in a clothes dryer). Remove excess liquid before attempting to dry in a clothes dryer. If necessary, reapply Bio-Protect AM50 every three months or when odor, staining and discoloration due to bacteria, mold stains, mildew stains, and algae stains return.</p> |
| | <p>Pest controlled</p> | <p>Method of Application</p> |
| <p>Roofing materials (such as shingles, roofing granules, wood shakes, felt, stone, synthetic overcoats)</p> | <p>Odor-causing bacteria, bacteria which cause staining and discoloration, fungi (mold</p> | <p>SPRAY: Make sure the roof is clean prior to application. Using a pressure sprayer, spray the entire surface area 6"-12" from the surface, making sure the surface is completely covered. After applying Bio-Protect AM50, let stand until dry. Bio-Protect AM50 treats approximately 200 square feet of roofing per gallon (50 square feet per quart). If necessary, reapply Bio-Protect AM50 every three months or when odor,</p> |

| | | |
|--|---|--|
| | and mildew), and algae | staining and discoloration due to bacteria, mold stains, mildew stains, and algae stains return. |
| | Pest controlled | Method of Application |
| Buffer pads (polishing and abrasive), polyurethane and cellulose for household sponges and mops, vacuum cleaner bags, umbrellas, casual shoes, athletic shoes | Odor-causing bacteria, bacteria which cause staining and discoloration, and fungi (mold and mildew) | SPRAY: Clean surface prior to application. Using a trigger pump sprayer or pressure sprayer, spray the entire surface area 4"-6" from the surface, making sure the surface is completely covered. Let stand until dry or let stand 3 minutes and wipe dry with cloth or sponge. If spotting occurs, wipe with moist cloth or sponge. If necessary, reapply Bio-Protect AM50 every three months or when odor, staining and discoloration due to bacteria, mold stains, and mildew stains return. |
| | Pest controlled | Method of Application |
| Tubs, glazed tiles, vanity tops, shower curtains, shower stalls (areas), sinks, washable walls, wall paper for non-food contact, floors, window sills, cabinets, garbage cans, appliances, refrigerators (exterior), fiberglass, Formica, glazed tiles, glazed porcelain, synthetic marble, plastic, vinyl | Odor-causing bacteria, bacteria which cause staining and discoloration, and fungi (mold and mildew) | SPRAY: Using a trigger pump sprayer, spray the entire surface area 4"-6" from the surface, making sure the surface is completely covered. Let stand until dry or let stand 3 minutes and wipe dry with cloth or sponge. If spotting occurs, wipe with moist cloth or sponge. If necessary, reapply Bio-Protect AM50 every three months or when odor, staining and discoloration due to bacteria, mold stains, and mildew stains return. |

Imparts microbiostatic properties.

Use on carpet and upholstery to inhibit odor causing bacteria, bacteria which cause staining and discoloration, and fungi (mold and mildew).

Unscented.

Use on carpet and upholstery to inhibit the growth of odor causing bacteria.

Use on carpet and upholstery to inhibit the growth of bacteria which cause staining and discoloration.

Use on carpet and upholstery to inhibit the growth of fungi (mold and mildew).

Use on carpet and upholstery to inhibit the growth of odor causing bacteria, bacteria which cause staining and discoloration, and fungi (mold and mildew).

Provides an invisible microbiostatic coating to inhibit the growth of odor causing bacteria.

Provides an invisible microbiostatic coating to inhibit the growth of bacteria which cause staining and discoloration.

Provides an invisible microbiostatic coating to inhibit the growth of fungi (mold and mildew).
 Provides an invisible microbiostatic coating to inhibit the growth of algae.
 Provides an invisible microbiostatic coating to inhibit the growth of odor causing bacteria, bacteria which cause staining and discoloration, fungi (mold and mildew), and algae.
 Prevents deterioration caused by bacteria and fungi (mold and mildew).
 Inhibits deterioration caused by bacteria.
 Resists development of microbial odors.
 Resists development of stains and discoloration due to bacteria.
 Resists development of stains due to fungi (mold and mildew).
 Resists stains due to algae.
 Resists development of microbial odors, stains and discoloration due to bacteria, fungi (mold and mildew), and algae.
 Provides/creates an invisible barrier to inhibit the growth of odor causing bacteria.
 Provides/creates an invisible barrier to inhibit the growth of bacteria which cause staining and discoloration.
 Provides/creates an invisible barrier to inhibit the growth of fungi (mold and mildew).
 Provides/creates an invisible barrier to inhibit the growth of algae.
 Provides/creates an invisible barrier to inhibit the growth of odor causing bacteria, bacteria which cause staining and discoloration, fungi (mold and mildew), and algae.
 Inhibits the growth of odor causing bacteria between cleanings.
 Inhibits the growth of bacteria which cause staining and discoloration between cleanings.
 Inhibits the growth of fungi (mold and mildew) between cleanings.
 Inhibits the growth of algae between cleanings.
 Inhibits the growth of odor causing bacteria which cause staining and discoloration, fungi (mold and mildew), and algae between cleanings.
 Mold, mildew, odor protector and inhibitor.
 Bio-Protect AM50 is an antimicrobial agent effective against odor causing bacteria.
 Bio-Protect AM50 is an antimicrobial agent effective against bacteria which cause staining and discoloration.
 Bio-Protect AM50 is an antimicrobial agent effective against fungi (mold and mildew).
 Bio-Protect AM50 is an antimicrobial agent effective against algae.
 Bio-Protect AM50, an antimicrobial agent, controls the source of odors on surfaces in the home, in the bathroom, in the kitchen.
 Bacteriostatic, fungistatic (mold and mildew), algaestatic.
 Bio-Protect AM50, and antimicrobial agent, inhibits smelly odors caused by mold and mildew that can grow in even the cleanest of homes.
 Bio-Protect AM50, an antimicrobial agent, inhibits the growth of odor causing bacteria.
 Effective on hard non-porous washable bathroom and kitchen surfaces and fixtures around the home.
 Effective on modern hard non-porous washable surfaces made of fiberglass, glazed porcelain, Formica, stainless steel, synthetic marble.
Antimicrobial Surface Protectant
 Provides a Clear, Long Lasting Shield Which Stops and Prevents the Growth of Mold, Mildew, Fungus, Algae and Odor & Stain Causing Bacteria.

14/14

STORAGE AND DISPOSAL

Do not contaminate water, food, or feed by storage and disposal.

Pesticide Storage: Store in original, tightly closed containers below 30°C (86°F) and above 0°C (32°F) in a secure area inaccessible to children and away from food or feed.

Pesticide Disposal: Wastes resulting from the use of this product may be disposed of on site or at an approved waste disposal facility. **[For homeowner use the statement will read: "Pesticide Disposal: Wastes resulting from the use of this product may be disposed of on site."]**

Container Handling: (containers intended for residential users) Nonrefillable/container. Do not reuse or refill the container. Securely wrap original container in several layers of newspaper and discard in trash or offer for recycling if available.

Container Handling: (containers intended for nonresidential users, larger than 5 gallons) Nonrefillable container. Do not reuse or refill this container. Triple rinse or pressure rinse container (or equivalent) promptly after emptying. Triple rinse as follows: Empty the remaining contents into application equipment or a mix tank. Fill the container ¼ full with water. Replace and tighten closures. Tip container on its side and roll it back and forth, ensuring at least one complete revolution, for 30 seconds. Stand the container on its end and tip it back and forth several times. Turn the container over onto its other end and tip it back and forth several times. Dispose of rinsate as pesticide waste. Repeat this procedure two more times. Then offer for recycling if available or puncture and dispose of in a sanitary landfill, or by incineration.

Container Handling: (containers intended for nonresidential users, smaller than 5 gallons) Non-refillable container. Do not reuse or refill this container. Triple rinse container promptly after emptying. Triple rinse as follows: Empty the remaining contents into application equipment or a mix tank and drain for 10 seconds after the flow begins to drip. Fill the container ¼ full with water and recap. Shake for 10 seconds. Pour rinsate into application equipment or a mix tank or store rinsate for later use or disposal. Dispose of rinsate as a pesticide waste. Drain for 10 seconds after the flow begins to drip. Repeat this procedure two more times. Then offer for recycling if available or puncture and dispose of in a sanitary landfill, or by other procedures approved by state and local authorities.

FOR MORE INFORMATION CONCERNING THIS PRODUCT, PLEASE CONSULT THE MATERIAL SAFETY DATA SHEET (MSDS). THE MSDS CAN BE OBTAINED BY WRITING PURESIELD INC. AT 1445 JUPITER PARK DRIVE, SUITE 11, JUPITER, FL 33458.

IMPORTANT: WARRANTY AND DISCLAIMER INFORMATION

PureShield Inc. warrants that the product conforms to its chemical description and is reasonably fit for the purposes stated in this bulletin when in accordance with directions under normal conditions of use; but this warranty of fitness for a particular purpose does not extend to the use of this product contrary to bulletin instructions, or under abnormal conditions, or under conditions not reasonably foreseeable to the seller, and buyer assumes the risk of any such use. PURESIELD INC. SPECIFICALLY DISCLAIMS ANY OTHER EXPRESSED OR IMPLIED WARRANTY, INCLUDING THE WARRANTY OF MERCHANTABILITY.