

UNITED STATES ENVIRONMENTAL PROTECTION AGENCY

Kevin Kutcel, Agent for PureShield Inc.
KRK Consulting LLC
5807 Churchhill Way
Medina, OH 44256

MAR 21 2013

SUBJECT: Bio-Protect AM 500
EPA Registration Number: 87583-2
Application Date: February 25, 2013
Receipt Date: February 27, 2013

Dear Mr. Kutcel:


This letter acknowledges receipt of the notification identified above submitted under provisions of the Federal Insecticide, Fungicide, and Rodenticide Act (FIFRA) as amended and PR Notice 98-10.

- The addition of a chart on page 2 of label which presents the same use directions already approved by EPA in narrative form per PR Notice 98-10.

Based on a review of the submitted information, this notification is acceptable. Your proposed change will be made part of the record for this file.

General Comments

Should you have any questions concerning this letter, please contact Emilia Oiguenblik at (703) 347-0109 or Velma Noble at (703) 308-6233.

Sincerely,


Velma Noble
Product Manager (31)
Regulatory Management Branch I
Antimicrobials Division (7510P)

CONCURRENCES

| SYMBOL | SURNAME | DATE | | | | | | |
|--------|---------|------|--|--|--|--|--|--|
| | | | | | | | | |

Please read instructions on reverse before completing form.

Form Approved OMB No. 2070-0080

Print Form



United States
Environmental Protection Agency
Washington, DC 20460

| | |
|-------------------------------------|--------------|
| <input type="checkbox"/> | Registration |
| <input type="checkbox"/> | Amendment |
| <input checked="" type="checkbox"/> | Other |

OPP Identifier Number

Application for Pesticide - Section I

| | | |
|---|--|--|
| 1. Company/Product Number PureShield Inc. / 87583-2 | 2. EPA Product Manager Velma Noble | 3. Proposed Classification <input checked="" type="checkbox"/> None <input type="checkbox"/> Restricted |
| 4. Company/Product (Name) PureShield Inc. / Bio-Protect AM500 | PM# 31 | |
| 5. Name and Address of Applicant (Include ZIP Code) PureShield Inc. 1445 Jupiter Park Drive, #11 Jupiter, FL 33458 <input checked="" type="checkbox"/> Check if this is a new address | 6. Expedited Review. In accordance with FIFRA Section 3(c)(3) (b)(i), my product is similar or identical in composition and labeling to: <input checked="" type="checkbox"/> EPA Reg. No. _____ Product Name _____ | |

Section - II

| | |
|--|--|
| <input type="checkbox"/> Amendment - Explain below. | <input type="checkbox"/> Final printed labels in response to Agency letter dated _____ |
| <input type="checkbox"/> Resubmission in response to Agency letter dated _____ | <input type="checkbox"/> "Me Too" Application. |
| <input checked="" type="checkbox"/> Notification - Explain below. | <input type="checkbox"/> Other - Explain below. |

Explanation: Use additional page(s) if necessary. (For section I and Section II.)
Notification of the addition of a chart on page 2 of label which presents the same use directions already approved by EPA in narrative form per PR Notice 98-10. Please see attached cover letter for additional information.

Section - III

| | | | | | |
|--|--|---|-------------------|--|----------------------------------|
| 1. Material This Product Will Be Packaged In: | | | | 2. Type of Container | |
| Child-Resistant Packaging <input type="checkbox"/> Yes* <input checked="" type="checkbox"/> No | Unit Packaging <input type="checkbox"/> Yes <input checked="" type="checkbox"/> No | Water Soluble Packaging <input type="checkbox"/> Yes <input checked="" type="checkbox"/> No | | <input checked="" type="checkbox"/> Metal | <input type="checkbox"/> Plastic |
| * Certification must be submitted | | If "Yes" Unit Packaging wgt. | No. per container | <input type="checkbox"/> Glass | <input type="checkbox"/> Paper |
| | | If "Yes" Package wgt. | No. per container | <input type="checkbox"/> Other (Specify) _____ | |
| 3. Location of Net Contents Information <input checked="" type="checkbox"/> Label <input type="checkbox"/> Container | | 4. Size(s) Retail Container | | 5. Location of Label Directions <input checked="" type="checkbox"/> On Label <input type="checkbox"/> On Labeling accompanying product | |
| 6. Manner in Which Label is Affixed to Product <input checked="" type="checkbox"/> Lithograph <input type="checkbox"/> Paper glued <input type="checkbox"/> Stenciled | | <input type="checkbox"/> Other _____ | | | |

Section - IV

| | | |
|--|----------------------|--|
| 1. Contact Point (Complete items directly below for identification of individual to be contacted, if necessary, to process this application.) | | |
| Name Kevin Kutcel | Title Consultant | Telephone No. (Include Area Code) 440-263-7305 |
| Certification I certify that the statements I have made on this form and all attachments thereto are true, accurate and complete. I acknowledge that any knowingly false or misleading statement may be punishable by fine or imprisonment or both under applicable law. | | 6. Date Application Received (Stamped) |
| 2. Signature | 3. Title Agent | |
| 4. Typed Name Kevin Kutcel | 5. Date 2/25/2013 | |

3/16

KRK Consulting LLC

5807 Churchill Way

Medina, OH 44256

Tel: 440-263-7305

E-mail: kevinkutcel@gmail.com

February 25, 2013

Ms. Velma Noble – PM 31
US Environmental Protection Agency (NOTIF)
Office of Pesticide Programs
Room S-4900, One Potomac Yard
2777 South Crystal Drive
Arlington, VA 22202-4501

Subject: PR Notice 1998-10 Notification for Addition of Table in Use Directions (EPA No. 87583-2)

Dear Ms. Noble,


On October 30, 2012, I sent you a notification with the addition of a table on page 2 for Reg. No. 87583-2 per PR Notice 1998-10. You responded with a letter dated November 28, 2013 stating that the addition of the table on page 2 is acceptable, but changes indicated on your EPA letter dated September 7, 2010 had not been included on the label, so it could not be accepted. A copy of your letter is included with this notification.

Please find attached a highlighted label with the same changes of the table addition on page 2 and the strikeout of 2 sentences of the narrative use directions as allowed in PR Notice 1998-10. These minor changes makes the label much clearer to understand and does not change the dilution ratios of the product. In addition, the changes indicated in your September 7, 2010 letter are included in this label. Three (3) copies of the changed label are also included with this notification.


Attached is EPA Form 8570-1 regarding this notification as required in PR Notice 1998-10. This notification is consistent with the guidance in PR Notice 1998-10 and the requirements of EPA's regulations at 40 CFR 156.46, 156.140, 156.144, 156.146 and 156.156 and no other changes have been made to the labeling or the Confidential Statement of Formula for this product. I understand this it is a violation of 18 U.S.C. Sec. 1001 to willfully make any false statement to EPA. I further understand that if the amended label is not consistent with the requirements of PR Notice 98-10 and CFR 156.46, this product may be in violation of FIFRA and I may be subject to enforcement action and penalties under sections 12 and 14 of FIFRA.

Please note that KRK Consulting LLC is the authorized agent handling all correspondence for PureShield Inc. and therefore all responses should be directed to the contact information on the letterhead above.

Best Regards,



Kevin R. Kutcel,
Agent for PureShield Inc.



NOTIFICATION
Date Reviewed: 3/21/13
Reviewed By: DE

MICROBIOSTATIC AGENT *

A Silicone Quaternary Ammonium Salt

Active Ingredient: 3-(trimethoxysilyl) propyldimethyloctadecyl ammonium chloride..... 5.0%
Other Ingredients: 95.0%
TOTAL INGREDIENTS: 100.0%

KEEP OUT OF REACH OF CHILDREN
WARNING

EPA Reg. No. 87583-2

EPA EST. 74348-FL-001

NET CONTENTS: 2, 4, 8, 16, 20, 22, or 36 fluid oz.; 1, 5, 55, 150, or 300 gal.

Lot No. _____

| FIRST AID | |
|----------------------|--|
| IF IN EYES: | <ul style="list-style-type: none"> • Hold eye open and rinse slowly and gently with water for 15-20 minutes. • Remove contact lenses, if present, after the first 5 minutes, then continue rinsing. • Call poison control center or doctor for treatment advice. |
| IF INHALED: | <ul style="list-style-type: none"> • Move person to fresh air. • If person is not breathing, call 911 or an ambulance, and then give artificial respiration, preferably mouth-to-mouth, if possible. • Call a poison control center or doctor for further treatment advice. |
| IF ON SKIN: | <ul style="list-style-type: none"> • Take off contaminated clothing. • Rinse skin immediately with plenty of water for 15-20 minutes. • Call a poison control center or doctor for treatment advice. |
| IF SWALLOWED: | <ul style="list-style-type: none"> • Call a poison control center or doctor immediately for treatment advice. • Have person sip a glass of water if able to swallow. • Do not induce vomiting unless told to do so by a poison control center or doctor. • Do not give anything by mouth to an unconscious person. |

*A microbiostatic agent is an agent that inhibits the growth of odor causing bacteria, bacteria which cause staining and discoloration, fungi (mold and mildew), and algae.
This product does not protect users or others against food-borne or disease-causing bacteria.

**PRECAUTIONARY STATEMENTS
HAZARDS TO HUMANS AND DOMESTIC ANIMALS**

WARNING: Causes substantial but temporary eye injury. Harmful if absorbed through skin or inhaled. Do not get in eyes. Avoid contact with skin and avoid breathing vapor. Wear protective eyewear (goggles or face shield). Wash thoroughly with soap and water after handling. Remove contaminated clothing and wash before reuse.

ENVIRONMENTAL HAZARDS

Commercial and industrial uses: This pesticide is toxic to fish. Do not discharge effluent containing this product into lakes, streams, ponds, estuaries, oceans, or other waters unless in accordance with the requirements of a National Pollutant Discharge Elimination System (NPDES) permit and the permitting authority has been notified in writing prior to discharge. Do not discharge effluent containing this product to sewer systems without previously notifying the local sewage treatment plant authority. For guidance, contact your State Water Board or Regional Office of the EPA.

De-activation may be required during clean up if a spill occurs. De-activation of BIOPROTECT 500 can be achieved by the addition of anionic surfactant (such as soap, sulfonates, sulfates) in quantity equivalent to that of BIOPROTECT 500.

Homeowner use: This pesticide is toxic to fish. Do not apply directly to water. Do not contaminate water by cleaning of equipment or disposal of pesticide.

DIRECTIONS FOR USE

Approved commercial and Industrial Applications

It is a violation of Federal law to use this product in a manner inconsistent with its labeling. Wear protective eyewear (goggles or face shield) and gloves when using this product. Dry treated areas and articles such as clothing before use. Remove children and pets from treated area until completely dry.

Prepare solution by simply adding BIOPROTECT 500 to water or other solvents (for example, alcohol and ketones) and stirring. BIOPROTECT 500 can be diluted by following:

| | | | | |
|------------------------|-------------------------|---------------------------|-----------------------------|-----------------|
| Amount of Water | 1 quart (32 fl. oz.) | 0.5 gallon (64 fl.oz.) | 1.0 gallon (128 fl. oz.) | 5.0 gallons |
| BIOPROTECT 500 | 4 fluid ounces | 8 fluid ounces | 16 fluid ounces | 80 fluid ounces |

The solution can then be applied to organic or inorganic substrates by brushing, dipping, padding, soaking, spraying, fogging or by using foam finishing techniques.

Dry substrates at temperatures from ambient to a maximum of 160° C (320° F) to effect complete condensation of silanol groups and to remove water, solvents and/or traces of methanol from hydrolysis. Optimum application and drying conditions, such as time and temperature, should be determined for each application before use. If necessary, reapply BIOPROTECT 500 every three months or when odor, staining and discoloration due to bacteria, mold stains, and mildew stains return.

BIOPROTECT 500 when used as a concrete additive is added directly concrete preparation. Use 6 fluid ounces BIOPROTECT 500 per cubic feet of concrete. Add to water before addition of concrete. Addition of BIOPROTECT 500 reduces deterioration of sewer pipes and manholes by inhibiting microbiologically induced corrosion.

BIOPROTECT 500 when used as an additive for paints and coatings is added directly during preparation of the paint or coating. Use 5 pounds of BIOPROTECT 500 per 100 pounds of paint or coating (or 1 pound BIOPROTECT 500 per 20 pounds paint/coating). The addition of the antimicrobial agent (BIOPROTECT 500) to paints at the point of manufacture preserves the paint in the can as well as the dried paint film. BIOPROTECT 500 inhibits the growth of odor causing bacteria, bacteria which causes staining and discoloration, fungi (mold and mildew), and algae on the surface of dried films and coatings.

Approved commercial and industrial applications

The active ingredient in BIOPROTECT 500 is effective against odor causing bacteria, bacteria which cause staining and discoloration, fungi (mold and mildew) and algae as a static agent. BIOPROTECT 500 can be used as a final bacteriostatic finish on the following items to impart bacteriostatic/fungistatic (mold and mildew) activity.

- Air Filters for furnaces, air-conditioners, air purification devices, automobiles, recirculating air handling systems.
- Air filters/materials
- Aquarium filter material
- Bed sheets, blankets, and bedspreads
- Buffer pads (abrasive and polishing)
- Carpets and draperies
- Cellulose sponges
- Concrete additive for sewer pipes, manholes and concrete sewer structures; not to be used in treatment of storm drains
- Concrete additive for repair and renewal of sewer pipes and manholes and concrete sewers structures; not to be used in treatment of storm drains
- Exterior walls (such as stone, concrete, brick)
- Fiberfill for upholstery, sleeping bags, apparel, where the fiber is cotton, natural down, nylon, polyester, rayon, or wool
- Fiberglass duct board
- Fire hose fabric
- Humidifier belts
- Mattress pads and ticking
- Men's underwear and outerwear
- Non-woven disposable diapers

- Non-woven polyester
- Outerwear apparel (jackets, sweaters, sweatshirts, coats, raincoats, overcoats, jerseys, ponchos)
- BIOPROTECT 500 can be used in paints and coatings as an in-can preservative for protection of paint film and coating film. Types of paints and coatings include: latex indoor/outdoor paints and stains, woodstains, architectural paints, lacquer and maintenance coatings, films, laminates and finishes including alkyd, urethane, enamel, epoxy, siloxaline, amino resins, textile coatings, extrusion, coatings, architectural coatings and overlays, anti-corrosion coatings, fire-resistant coatings, aliphatic coatings, vinylester and polyester coatings, gel coating, amino resins, resins used as additive mixes for cement, epoxy laminating resins, and blends and copolymers thereof;
- Polyurethane and cellulose foam for household, industrial, and institutional sponges and mops
- Polyurethane and polyethylene foam, when covered
- Polyurethane foam for packaging and cushioning in non-food contact applications
- Polyurethane foam used as a growth medium for non-food crops and plants
- Pre-moistened towelettes and tissue wipes (these do not impart pesticidal properties)
- Roofing materials – defined as shingles, roofing granules, wood shakes, felt, stone and synthetic overcoats
- Sand bags, tents, tarpaulins, sails, and ropes
- Athletic and casual socks
- Shoe insoles
- Shower curtains
- Socks comprised of nylon, nylon/orlon, cotton/nylon, linen/Lycra, acrylic/polypropylene, nylon, Lycra, wood/silk/nylon/Lycra and wool/acrylic/nylon/Lycra
- Throw rugs Toweling made of 100 percent cotton, 100 percent polyester, and blends of the two fibers
- Toilet Tank and seat covers
- Umbrellas
- Upholstery made of acetates, acrylics, cotton, fiberglass, nylon, polyester, polyethyiene, polyolefins, polyptopylene, rayon, spandex, vinyl, wool
- Vacuum cleaner bags and filters
- Vinyl paper-wallpaper for non-food contact surfaces
- Disposable wiping cloths that can be used for multiple purposes such as dusting or washing furniture, cars, walls, windows, floors, appliances, dishes, counter tops; the wiping cloths do not impart pesticide properties
- Woman’s hosiery
- Woman’s intimate apparel

DIRECTIONS FOR USE

Approved commercial appliances used in homes, offices, automobiles and institutions e.g., schools, hospitals, daycare centers, churches, correctional facilities

It is a violation of Federal Law to use this product in a manner inconsistent with its labeling. Wear protective eyewear (goggles and face shield) and gloves when using this product. Dry

treated areas and articles such as clothing before use. Remove children and pets from treated area until completely dry. Clean surfaces prior to application.

For Pump Spray Application: Dilute 8 ounces of BIOPROTECT 500 per gallon of water (2 oz. per quart; 1oz. per pint). Using pump sprayer, spray entire area 4"-6" from the surface making sure the surface is completely covered. Apply and then let stand until dry or let stand 3 minutes and wipe dry with cloth or sponge. If spotting occurs, wipe with moist cloth or sponge. Test for staining and color-fastness of fabrics and carpets by treating and drying a small, concealed area prior to application. BIOPROTECT 500 treats approximately 200 square feet per diluted gallon of water. When treating coarser substrates, more BIOPROTECT 500 may be required due to absorption. A fan may be used to assist in drying carpet.

For Commercial Spray Application: For commercial application equipment (i.e. carpet/upholstery steamers, rotary jet extraction cleaners, and pressure sprayers) dilute 8 ounces of BIOPROTECT 500 per gallon of water (2oz. per quart; 1oz. per pint); mix well. Apply and then let stand until dry or let stand 3 minutes and wipe dry with cloth or sponge. If spotting occurs, wipe with moist cloth or sponge. Test for staining and color-fastness of fabrics and carpets by treating and drying a small, concealed area prior to application. BIOPROTECT 500 treats approximately 200 square feet per diluted gallon of water. When treating coarser substrates, more BIOPROTECT 500 may be required due to absorption. Dry carpet areas and surfaces before re-entry and dry articles before use. A fan may be used to assist in drying carpet.

For Dipping/Soaking Application: Use appropriate sized wash basin or tub for dipping/soaking the item you are treating. Use enough BIOPROTECT 500 solution to completely submerge item. Dilute 8 ounces of BIOPROTECT 500 per gallon of water (2oz. per quart; 1oz. per pint); mix well. Completely submerge item in solution for 3 minutes. Remove item and dry. Test for staining and color-fastness of fabrics by treating and drying a small, concealed area prior to application. Do not reuse solution after dipping/soaking.

The substrate can be dried at room temperature or at temperatures to a maximum of 160°C (320°F), for example in a clothes dryer. Remove excess liquid before attempting to dry in a clothes dryer. If necessary, reapply BIOPROTECT 500 every three months or when odor, staining and discoloration due to bacteria, mold stains, and mildew stains return.

Approved commercial applications in homes, offices, automobiles, and institutions e.g., schools, hospitals, day care centers, banks, churches, correctional facilities

The active ingredient in BIOPROTECT 500 is effective against odor causing bacteria, bacteria which cause staining and discoloration, fungi (mold and mildew) and algae as a static agent. BIOPROTECT 500 can be used as a final bacteriostatic finish on the following items to impart bacteriostatic/fungistatic (mold and mildew) activity.

- Air Filters for furnaces, air-conditioners, air purification devices, automobiles, recirculating air handling systems.
- Air filters/materials
- Aquarium filter material
- Bed sheets, blankets, and bedspreads
- Buffer pads (abrasive and polishing)
- Carpets and draperies
- Cellulose sponges
- Exterior walls (such as stone, concrete, brick)

- Fiberfill for upholstery, sleeping bags, apparel, where the fiber is cotton, natural down, nylon, polyester, rayon, or wool
- Fiberglass duct board
- Fire hose fabric
- Humidifier belts
- Mattress pads and ticking
- Men's underwear and outerwear
- Non-woven polyester
- Outerwear apparel (jackets, sweaters, sweatshirts, coats, raincoats, overcoats, jerseys, ponchos)
- Polyurethane and cellulose foam for household, industrial, and institutional sponges and mops
- Polyurethane and polyethylene foam, when covered
- Polyurethane foam for packaging and cushioning in non-food contact applications
- Polyurethane foam used as a growth medium for non-food crops and plants
- Sand bags, tents, tarpaulins, sails, and ropes
- Athletic and casual socks
- Shoe insoles
- Shower curtains
- Socks comprised of nylon, nylon/orlon, cotton/nylon, linen/Lycra, acrylic/polypropylene, nylon, Lycra, wool/silk/nylon/Lycra and wool/acrylic/nylon/Lycra
- Throw rugs Toweling made of 100 percent cotton, 100 percent polyester, and blends of the two fibers
- Toilet Tank and seat covers
- Umbrellas
- Upholstery made of acetates, acrylics, cotton, fiberglass, nylon, polyester, polyethylene, polyolefins, polypropylene, rayon, spandex, vinyl, wool
- Vacuum cleaner bags and filters
- Vinyl paper-wallpaper for non-food contact surfaces
- Disposable wiping cloths that can be used for multiple purposes such as dusting or washing furniture, cars, walls, windows, floors, appliances, dishes, counter tops; the wiping cloths do not impart pesticide properties
- Women's hosiery
- Women's intimate apparel

DIRECTIONS FOR USE

For homeowner applications

It is a violation of Federal law to use this product in a manner inconsistent with its labeling. Wear protective eyewear (goggles or face shield) and gloves when using this product. Dry treated areas and articles such as clothing before use. Remove children and pets from treated area until completely dry. Clean surfaces prior to application.

Approved homeowner uses

The active ingredient in BIOPROTECT 500 is effective against odor-causing bacteria, bacteria which cause staining and discoloration, fungi (mold and mildew), and algae as a static agent. BIOPROTECT 500 can be used as a final bacteriostatic finish on the following items to impart bacteriostatic/fungistatic (mold and mildew) activity.

| | Pest controlled | Dilution Rate | Method of Application |
|---|--|---|---|
| <p>Bedsheets, blankets, bedspreads, curtains, draperies (washable only), underwear, socks, intimate apparel, hosiery, throw rugs, towelings, toilet tank covers, shower curtains, shoe insoles, outerwear apparel (jackets, sweaters, sweatshirts, coats, raincoats, overcoats, jerseys, ponchos). BIOPROTECT 500 can be applied to fabrics made of acetates, acrylics, cotton, fiberglass, linen, Lycra, nylon, orlon, polyester, polyethylene, polyolefins, polypropylene, rayon, silk, spandex, vinyl, and wool.</p> | <p>Odor-causing bacteria, bacteria which cause staining and discoloration, and fungi (mold and mildew)</p> | <p>8 oz / gallon 2 oz / quart 1 oz / pint</p> | <p>DIP/SOAK: Dilute BIOPROTECT 500 in water; mix well. Use appropriate sized wash basin or tub for dipping/soaking the item you are treating. Use enough BIOPROTECT 500 solution to completely submerge item. Keep item in solution for 3 minutes. Remove item and wring excess liquid from treated item. For larger items (e.g. bedspreads, curtains, draperies), place in washing machine on spin cycle to aid in the removal of excess liquid. Test staining and color-fastness of fabric and carpets by treating and drying a small concealed area prior to application. Do not reuse solution after dipping/soaking. Dry treated articles before use. Substrates can be hang-dried at room temperature or at temperatures to a maximum of 160°C (320°F); (for example, in a clothes dryer). If necessary, reapply BIOPROTECT 500 every three months or when odor, staining and discoloration due to bacteria, mold stains, and mildew stains return.</p> <p>SPRAY: Dilute BIOPROTECT 500 in water; mix well. Clean surface prior to application. Using a trigger pump sprayer or pressure sprayer, spray the entire surface area 4"-6" from the surface, making sure the surface is completely covered. Let stand until dry or let stand 3 minutes and wipe dry with cloth or sponge. If spotting occurs, wipe with moist cloth or sponge. Test staining and color-fastness of fabric by treating and drying a small concealed area prior to application. If necessary, reapply BIOPROTECT 500 every three months or when odor, staining and discoloration due to bacteria, mold stains, and mildew stains return.</p> |

| | Pest controlled | Dilution Rate | Method of Application |
|--|--|--|---|
| Air filters and air filter material for: <ul style="list-style-type: none">• Furnaces, air conditioners• Air purification systems• Automobiles• Recirculating air handling systems• Vacuum cleaner filters• Aquariums | Odor-causing bacteria, bacteria which cause staining and discoloration, fungi (mold and mildew), and algae | 8 oz / gallon 2 oz / quart 1 oz / pint | SPRAY: Dilute BIOPROTECT 500 in water; mix well. When treating filters, remove filter from the unit. Using a trigger pump sprayer or pressure sprayer, spray the entire surface area 4"-6" from the surface, making sure the surface is completely covered. Apply and then let stand until dry. If necessary, reapply BIOPROTECT 500 every three months or when odor, staining and discoloration due to bacteria, mold stains, mildew stains, and algae stains return. |
| | Pest controlled | Dilution Rate | Method of Application |

| | | | |
|------------------|--|---|---|
| <p>Carpeting</p> | <p>Odor-causing bacteria, bacteria which cause staining and discoloration, and fungi (mold and mildew)</p> | <p>8 oz / gallon 2 oz / quart 1 oz / pint</p> | <p>SPRAY: Dilute BIOPROTECT 500 in water; mix well. Apply to clean carpet surface. Using a trigger pump sprayer or pressure sprayer, spray the entire surface area 4"-6" from the surface, making sure the surface is completely covered. For rotary jet extraction cleaners and carpet steamers, add the diluted BIOPROTECT 500 solution directly to the cleaning tank, then operate the equipment in accordance with manufacturer's instructions. Apply and then let stand until dry. Test staining and color-fastness of carpets by treating and drying a small concealed area prior to application. BIOPROTECT 500 treats approximately 200 square feet per diluted gallon of water. When treating coarser substrates (e.g., wool carpeting), more BIOPROTECT 500 may be required due to absorption. Dry carpet areas and surfaces before re-entry. A fan may be used to assist in drying carpeting. Remove children and pets from treated area until completely dried. If necessary, reapply BIOPROTECT 500 every three months or when odor, staining and discoloration due to bacteria, mold stains, and mildew stains return.</p> |
|------------------|--|---|---|

| | <p>Pest controlled</p> | <p>Dilution Rate</p> | <p>Method of Application</p> |
|--|--|---|---|
| <p>Mattress pad and mattress ticking and upholstery composed of acetates, acrylics, cotton, fiberglass, nylon, polyester, polyethylene, polyolefins, polypropylene, rayon, spandex, vinyl, wool; fiberfill to be used in upholstery, sleeping bags, apparel, where</p> | <p>Odor-causing bacteria, bacteria which cause staining and discoloration, and fungi (mold and mildew)</p> | <p>8 oz / gallon 2 oz / quart 1 oz / pint</p> | <p>SPRAY: Dilute BIOPROTECT 500 in water; mix well. Clean surfaces prior to application. Using a trigger pump sprayer or pressure sprayer, spray the entire surface area 4"-6" from the surface, making sure the surface is completely covered. Apply and then let stand until dry or let stand 3 minutes and wipe dry with cloth or sponge. If spotting occurs, wipe with moist cloth or sponge. Test staining and color-fastness of fabric by treating and drying a small concealed area prior to application. When applying to mattress pads and ticking do not soak. Remove children and pets from treated area until completely dried. If necessary, reapply BIOPROTECT 500 every three</p> |

| | | | |
|--|--|--|---|
| the fiber is cotton, natural down, nylon, rayon, or wool | | | months or when odor, staining and discoloration due to bacteria, mold stains, and mildew stains return. |
| | Pest controlled | Dilution Rate | Method of Application |
| Tents, tarpaulins, sails, ropes. | Odor-causing bacteria, bacteria which cause staining and discoloration, fungi (mold and mildew), and algae | 8 oz / gallon 2 oz / quart 1 oz / pint | <p>SPRAY: Dilute BIOPROTECT 500 in water; mix well. Clean surface prior to application. Using a trigger pump sprayer or pressure sprayer, spray the entire surface area 4"-6" from the surface, making sure the surface is completely covered. Let stand until dry or let stand 3 minutes and wipe dry with cloth or sponge. If spotting occurs, wipe with moist cloth or sponge. Test staining and color-fastness of fabric by treating and drying a small concealed area prior to application. If necessary, reapply BIOPROTECT 500 every three months or when odor, staining and discoloration due to bacteria, mold stains, and mildew stains return.</p> <p>DIP/SOAK: Dilute BIOPROTECT 500 in water; mix well. Use appropriate sized wash basin or tub for dipping/soaking the item you are treating. Use enough BIOPROTECT 500 solution to completely submerge item. Keep item in solution for 3 minutes. Remove item and wring excess liquid. Test staining and color-fastness of fabric and carpets by treating and drying a small concealed area prior to application. Do not reuse solution after dipping/soaking. Dry treated articles before use. Substrates can be hang-dried at room temperature or at temperatures to a maximum of 160°C (320°F); (for example, in a clothes dryer). If necessary, reapply BIOPROTECT 500 every three months or when odor, staining and discoloration due to bacteria, mold stains, and mildew stains return.</p> |
| | Pest controlled | Dilution Rate | Method of Application |
| Roofing materials (such as shingles, roofing granules, | Odor-causing bacteria, bacteria | 8 oz / gallon 2 oz / quart 1 oz / pint | SPRAY: Dilute BIOPROTECT 500 in water; mix well. Make sure the roof or wall is clean prior to application. Using a |

| | | | |
|--|--|---|---|
| <p>wood shakes, felt, stone, synthetic overcoats) Exterior walls (such as stone, concrete, brick)</p> | <p>which cause staining and discoloration, fungi (mold and mildew), and algae</p> | | <p>trigger pump sprayer or pressure sprayer, spray the entire surface area 6"-12" from the surface, making sure the surface is completely covered. After applying the diluted solution of BIOPROTECT 500, let stand until dry. BIOPROTECT 500 treats approximately 200 square feet of roofing or wall per diluted gallon of water. If necessary, reapply BIOPROTECT 500 every three months or when odor, staining and discoloration due to bacteria, mold stains, and mildew stains return.</p> |
| | <p>Pest controlled</p> | <p>Dilution Rate</p> | <p>Method of Application</p> |
| <p>Buffer pads (polishing and abrasive), polyurethane for household sponges and mops, vacuum cleaner bags, umbrellas, casual shoes, athletic shoes</p> | <p>Odor-causing bacteria, bacteria which cause staining and discoloration, and fungi (mold and mildew)</p> | <p>8 oz / gallon 2 oz / quart 1 oz / pint</p> | <p>SPRAY: Dilute BIOPROTECT 500 in water; mix well. Clean surface prior to application. Using a trigger pump sprayer or pressure sprayer, spray the entire surface area 4"-6" from the surface, making sure the surface is completely covered. Let stand until dry or let stand 3 minutes and wipe dry with cloth or sponge. If spotting occurs, wipe with moist cloth or sponge. If necessary, reapply BIOPROTECT 500 every three months or when odor, staining and discoloration due to bacteria, mold stains, and mildew stains return.</p> |
| | <p>Pest controlled</p> | <p>Dilution Rate</p> | <p>Method of Application</p> |
| <p>Tubs, glazed tile, vanity tops, shower curtains, shower stalls (areas), sinks, washable walls, wall paper for non-food contact, floors, window sills, cabinets, garbage cans, appliances, refrigerators (exterior), fiberglass, formica, glazed tiles, glazed</p> | <p>Odor-causing bacteria, bacteria which cause staining and discoloration, and fungi (mold and mildew)</p> | <p>8 oz / gallon 2 oz / quart 1 oz / pint</p> | <p>SPRAY: Dilute BIOPROTECT 500 in water; mix well. Using a trigger pump sprayer or pressure sprayer, spray the entire surface area 4"-6" from the surface, making sure the surface is completely covered. Let stand until dry or let stand 3 minutes and wipe dry with cloth or sponge. If spotting occurs, wipe with moist cloth or sponge. If necessary, reapply BIOPROTECT 500 every three months or when odor, staining and discoloration due to bacteria, mold stains, and mildew stains return.</p> |

| | | | |
|---|--|--|--|
| porcelain, synthetic marble, plastic, vinyl | | | |
|---|--|--|--|

MOLD, MILDEW, ODOR PROTECTOR AND INHIBITOR BIOPROTECT 500 is an antimicrobial agent effective against odor-causing bacteria.

BIOPROTECT 500 is an antimicrobial agent effective against bacteria which cause staining and discoloration.

BIOPROTECT 500 is an antimicrobial agent effective against fungi (mold and mildew).

BIOPROTECT 500 is an antimicrobial agent effective against algae.

BIOPROTECT 500, and antimicrobial agent, controls the source of odors on surfaces in the home, in the bathroom, in the kitchen. (Bacteriostatic, fungistatic (mold and mildew), algaestatic.

BIOPROTECT 500, and antimicrobial agent, inhibits smelly odors caused by mold and mildew that can grow even in the cleanest of homes.

BIOPROTECT 500, and antimicrobial agent, inhibits the growth of odor causing bacteria.

Effective on hard non-porous washable bathroom and kitchen surfaces and fixtures around the home.

Effective on modern hard non-porous washable surfaces like fiberglass, glazed porcelain, Formica®, stainless steel, synthetic marble.

Imparts microbiostatic properties.

Use on carpet and upholstery to inhibit odor-causing bacteria, bacteria which cause staining and discoloration, and fungi (mold and mildew).

Unscented.

Use on carpet and upholstery to inhibit the growth of odor-causing bacteria.

Use on carpet and upholstery to inhibit the growth of bacteria which cause staining and discoloration.

Use on carpet and upholstery to inhibit the growth of fungi (mold and mildew).

Use on carpet and upholstery to inhibit the growth of odor-causing bacteria, bacteria which cause staining and discoloration, fungi (mold and mildew), and algae.

Provides and invisible microbiostatic coating to inhibit the growth of odor-causing bacteria.

Provides and invisible microbiostatic coating to inhibit the growth of bacteria which cause staining and discoloration.

Provides and invisible microbiostatic coating to inhibit the growth of fungi (mold and mildew).

Provides and invisible microbiostatic coating to inhibit the growth of algae.

Provides and invisible microbiostatic coating to inhibit the growth of odor-causing bacteria, bacteria which cause staining and discoloration, fungi (mold and mildew), and algae.

Prevents deterioration caused by bacteria and fungi (mold and mildew).

Inhibits deterioration caused by bacteria.

Resists development of microbial odors.

Resists development of stains and discoloration due to bacteria.

Resists development of stains due to fungi (mold and mildew).

Resists stains due to algae.

Resists development of microbial odors, stains and discoloration due to bacteria, fungi (mold and mildew), and algae.

Provides/creates an invisible barrier to inhibit the growth of odor-causing bacteria.

Provides/creates an invisible barrier to inhibit the growth of bacteria which cause staining and discoloration.

Provides/creates an invisible barrier to inhibit the growth of fungi (mold and mildew).
Provides/creates an invisible barrier to inhibit the growth of algae.
Provides/creates an invisible barrier to inhibit the growth of odor-causing bacteria, bacteria which cause staining and discoloration, fungi (mold and mildew), and algae.

STORAGE AND DISPOSAL

Do not contaminate water, food, or feed by storage and disposal.

Pesticide Storage: Store in original, tightly closed containers below 30°C (86°F) and above 0°C (32°F) in a secure area inaccessible to children and away from food or feed.

Pesticide Disposal: Wastes resulting from the use of this product may be disposed of on site or at an approved waste disposal facility. **[For homeowner use the statement will read: "Pesticide Disposal: Wastes resulting from the use of this product may be disposed of on site."]**

Container Handling: (containers intended for residential users) Nonrefillable/container. Do not reuse or refill the container. Securely wrap original container in several layers of newspaper and discard in trash or offer for recycling if available.

Container Handling: (containers intended for nonresidential users, larger than 5 gallons) Nonrefillable container. Do not reuse or refill this container. Triple rinse or pressure rinse container (or equivalent) promptly after emptying. Triple rinse as follows: Empty the remaining contents into application equipment or a mix tank. Fill the container ¼ full with water. Replace and tighten closures. Tip container on its side and roll it back and forth, ensuring at least one complete revolution, for 30 seconds. Stand the container on its end and tip it back and forth several times. Turn the container over onto its other end and tip it back and forth several times. Dispose of rinsate as pesticide waste. Repeat this procedure two more times. Then offer for recycling if available or puncture and dispose of in a sanitary landfill, or by incineration.