

87290-52

2/27/2014

1/27



U.S. ENVIRONMENTAL PROTECTION AGENCY  
Office of Pesticide Programs  
Registration Division (7505P)  
1200 Pennsylvania Ave., NW  
Washington, D.C. 20460

EPA Registration  
Number:

87290-52

Date of Issuance:

FEB 27 2014

NOTICE OF PESTICIDE:

- Registration
- Reregistration

(under FIFRA, as amended)

Term of Issuance: Conditional

Name of Pesticide Product:

Willowood Bentazon 4

Name and Address of Registrant (include ZIP Code):

Willowood, LLC  
1600 NW Garden Valley Blvd., Suite 120  
Roseburg, OR 97471

~~Note: Changes in labeling, differing in substance from that accepted in connection with this registration must be submitted to and accepted by the Registration Division prior to use of the label in commerce. In any correspondence on this product always refer to the above EPA registration number.~~

On the basis of information furnished by the registrant, the above named pesticide is hereby registered/reregistered under the Federal Insecticide, Fungicide and Rodenticide Act. Registration is in no way to be construed as an endorsement or recommendation of this product by the Agency. In order to protect health and the environment, the Administrator, on her motion, may at any time suspend or cancel the registration of a pesticide in accordance with the Act. The acceptance of any name in connection with the registration of a product under this Act is not to be construed as giving the registrant a right to exclusive use of the name or to its use if it has been covered by others.

The Basic Confidential Statement of Formula (CSF) dated 10/22/2013 is acceptable.

This product is conditionally registered in accordance with FIFRA section 3(C)(7)(A), provided that you:

1. Submit and/or cite all data required for reregistration/registration review of your product under FIFRA when the Agency requires all registrants of similar products to submit such data. See the data requirements outlined in the following DCIs on regulations.gov:
  - a. Bentazon GDCI-103901-1039 located in docket EPA-HQ-OPP-2009-0361.
2. Change EPA Registration Number from 87290-LE to 87290-52.
3. Assure that the establishment number and net contents are added to the final printed label.

You must submit one (1) copy of the final printed label before you release the product for shipment. If these conditions are not complied with, the registration will be subject to cancellation in accordance with FIFRA §6(e). Your release for shipment of the product constitutes acceptance of these conditions.

If you have any questions regarding this notice, please contact Shanta Adeeb of my staff at 703-347-0502 or adeeb.shanta@epa.gov.

Signature of Approving Official:

Kathryn Montague  
Product Manager 23  
Herbicide Branch  
Registration Division (7505P)

Date:

FEB 27 2014

2/27

# Willowood Bentazon 4

This product may be used as a postemergence application to control sedges and broadleaf weeds in peanuts, corn, beans, clover grown for seed (Washington and Oregon Only), peas, rice, soybeans, sorghum, spearmint and peppermint. This product may also be used to control annual sedges, broadleaf weeds and yellow nutsedge in ornamentals, turfgrass and other noncropland sites listed in the Directions for Use.

**ACTIVE INGREDIENT:**

Sodium salt of bentazon\* [sodium 3-(1-methylethyl)-1H-2,1,3-benzothiadiazin-4 (3H)-one 2,2-dioxide].....44.0%

**OTHER INGREDIENTS:** .....56.0%

**TOTAL:** ..... 100.0%

\*Equivalent to 4 pounds of bentazon per gallon

**KEEP OUT OF REACH OF CHILDREN**

## CAUTION

### FIRST AID

<b>If on skin or clothing:</b>	<ul style="list-style-type: none"> <li>• Take off contaminated clothing.</li> <li>• Rinse skin immediately with plenty of water for 15-20 minutes.</li> <li>• Call a poison control center or doctor for treatment advice.</li> </ul>
<b>If swallowed:</b>	<ul style="list-style-type: none"> <li>• Call a poison control center or doctor immediately for treatment advice.</li> <li>• Have person sip a glass of water if able to swallow.</li> <li>• Do not induce vomiting unless told to do so by a poison control center or doctor.</li> <li>• Do not give anything by mouth to an unconscious person.</li> </ul>
<b>If in eyes:</b>	<ul style="list-style-type: none"> <li>• Hold eye open and rinse slowly and gently with water for 15-20 minutes.</li> <li>• Remove contact lenses, if present, after the first 5 minutes, then continue rinsing eye.</li> <li>• Call a poison control center or doctor for treatment advice.</li> </ul>

### HOT LINE NUMBER

Have the product container or label with you when calling a poison control center or doctor, or going for treatment. For emergency information concerning this product, call the National Pesticides Information Center (NPIC) at 1-800-858-7378 seven days a week, 6:30 am to 4:30 pm Pacific Time or your poison control center at 1-800-222-1222.



[See inside label booklet for additional Precautionary Statements and Directions for Use including Storage and Disposal instructions.]

EPA Reg. No. 81927-xx

EPA Est. No. 00000000

**Manufactured for:**  
Willowood, LLC  
1600 NW Garden Valley Blvd. #120  
Roseburg, OR 97471

Net Contents: 00000000



**PRECAUTIONARY STATEMENTS  
HAZARDS TO HUMANS AND DOMESTIC ANIMALS**

**CAUTION:** Harmful if absorbed through skin. Harmful if swallowed. Causes moderate eye irritation. Avoid contact with skin, eyes, or clothing. Wash thoroughly with soap and water after handling and before eating, drinking, chewing gum, using tobacco, or using the toilet. Wear long sleeved shirt and long pants, shoes plus socks and chemical-resistant gloves (such as Natural Rubber, Selection Category A). Remove and wash contaminated clothing before reuse. Prolonged or frequently repeated skin contact may cause allergic reactions in some individuals.

**PERSONAL PROTECTIVE EQUIPMENT (PPE)**

Some materials that are chemically resistant to this product are made of waterproof material. If you want more options, follow the instructions for Category A on an EPA chemical-resistance category selection chart.

**Applicators and other handlers must wear:**

- Long-sleeved shirt and long pants
- Waterproof gloves
- Shoes plus socks

Follow the manufacturer's instructions for cleaning and maintaining PPE. If no such instructions for washables exist, use detergent and hot water. Keep and wash PPE separately from other laundry.

**ENGINEERING CONTROLS STATEMENT**

When handlers use closed systems, enclosed cabs, or aircraft in a manner that meets the requirements listed in the Worker Protection Standard (WPS) for agricultural pesticides [40 CFR 170.240(d)(4-6)], the handler PPE requirements may be reduced or modified as specified in WPS.

**USER SAFETY RECOMMENDATIONS**

**Users should:**

- Wash hands before eating, drinking, chewing gum, using tobacco, or using the toilet.
- Remove clothing immediately if pesticide gets inside. Then wash thoroughly and put on clean clothing.
- Remove PPE immediately after handling this product. Wash the outside of gloves before removing. As soon as possible, wash thoroughly and change into clean clothing.

**ENVIRONMENTAL HAZARDS**

For terrestrial uses. Do not apply directly to water, or to areas where surface water is present, or to intertidal areas below the mean high water mark. Do not contaminate water when disposing of equipment washwaters or rinsate. Bentazon, which is present in this product, is known to leach through soil into groundwater under certain conditions as a result of agricultural use. Use of this chemical in areas where soils are permeable, particularly where the water table is shallow, may result in groundwater contamination.

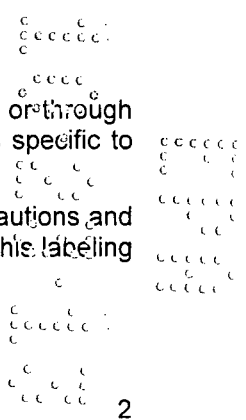
**Notice:** It is a violation of federal law to use any pesticide in a manner that results in the death of an endangered species or in adverse modification of their habitat.

**DIRECTIONS FOR USE**

It is a violation of Federal Law to use this product in a manner inconsistent with its labeling.

Do not apply this product in a way that will contact workers or other persons, either directly or through drift. Only protected handlers may be in the area during application. For any requirements specific to your State or Tribe, consult the Agency responsible for pesticide regulation.

Unless otherwise directed in supplemental labeling, all applicable directions, restrictions, precautions and Warranty Disclaimer, Inherent Risks of Use, and Limitation of Remedies are to be followed. This labeling must be in the user's possession during application.



### **AGRICULTURAL USE REQUIREMENTS**

Use this product only in accordance with its labeling and with the Worker Protection Standard, 40 CFR Part 170. This standard contains requirements for the protection of agricultural workers on farms, forests, nurseries and greenhouses, and handlers of agricultural pesticides. It contains requirements for training, decontamination, notification and emergency assistance. It also contains specific instructions and exceptions pertaining to the statements on this label about personal protective equipment (PPE) and restricted-entry interval. The requirements in this box only apply to uses of this product that are covered by the Worker Protection Standard.

Do not enter or allow worker entry into treated areas during the restricted-entry interval (REI) of 48 hours. PPE required for early entry to treated areas that is permitted under the Worker Protection Standard and that involves contact with anything that has been treated such as plants, soil or water, is:

- Coveralls
- Waterproof gloves
- Shoes plus socks

### **NON-AGRICULTURAL USE REQUIREMENTS**

The requirements in this box apply to uses of this product that are NOT within the scope of the Worker Protection Standard for agricultural pesticides (40 CFR Part 170). The WPS applies when this product is used to produce agricultural plants on farms, nurseries, or greenhouses.

**For non-WPS occupational use:** Do not enter or allow others to enter the treated area until sprays have dried.

## **AGRICULTURAL USES**

### **PRODUCT INFORMATION**

Willowood Bentazon 4 is a selective herbicide for postemergence control of listed sedges and broadleaf weeds in beans, peanuts, corn, clover grown for seed (Washington and Oregon only), peas, rice, soybeans, sorghum, spearmint and peppermint.

As Willowood Bentazon 4 controls through contact with the target weed, thorough coverage of weeds with spray solution is essential for an effective application.


All crops listed in this label are tolerant to Willowood Bentazon 4. Treatment of listed crops may cause bronzing or leaf speckling, although crops will usually recover within 10 days. Crops will develop normally and crop vigor will not be affected.

Application equipment must be thoroughly cleaned before and after applying Willowood Bentazon 4 as follows:

1. Use a commercial spray equipment cleaner or a strong detergent in accordance with the manufacturer's directions.
2. Triple rinse application equipment prior to and after application.

### **APPLICATION INSTRUCTIONS**

Willowood Bentazon 4 may be applied as a spot spray application, a banded application, or as a broadcast application to actively growing weeds. Application rates and growth stages are listed below. Willowood Bentazon 4 is most effective in controlling target species when it is applied as a postemergence treatment when weeds are young. Applying this product at an early stage provides the most effective treatment (except for Canada thistle and yellow nutsedge) as it allows use of the lower listed application rates (as appropriate to the target species) and spray coverage is easier to achieve. Target species must be covered thoroughly with Willowood Bentazon 4. Smaller weeds may shelter under dense leaf canopies, preventing sufficient spray coverage.



Apply Willowood Bentazon 4 at the rates specified below (as appropriate to the crop site) to target species that are actively growing but before they reach the listed maximum stage of growth. Delayed treatment allows target species to exceed the listed growth stage for application which will limit control.

If the wind speed is greater than 10 mph or conditions promote spray drift from the application site, do NOT apply this product.

#### **Irrigated Areas**

In areas that are irrigated, irrigation prior to treatment may be necessary in order to ensure target species are actively growing. Treatment of weeds growing under conditions of drought may lead to limited control.

#### **Cultivation**

Do not cultivate areas to be treated within 5 days prior to making an application with Willowood Bentazon 4.

Do not cultivate treated areas for 7 days following treatment. Cultivation shortly after the 7 day period following application may assist in providing control for the season.

### **AERIAL APPLICATION**

Apply Willowood Bentazon 4 using spray equipment with diaphragm-type nozzles producing a fan or cone spray pattern, at a pressure of up to 40 psi, in 5 gallons of water (minimum) per acre. When applying this product to rice, use a minimum of 10 gallons of water per acre.

Spray nozzles must:

1. Be directed so that they discharge straight back with the air stream or at some angle between straight back and straight down.
2. Be within 10 feet above the crop.

#### **Special Directions for Aerial Application**

To obtain uniform coverage and to avoid drift hazards, follow these guidelines:

- Do not apply this product by aircraft when wind is blowing more than 10 mph (except above 5 mph in California).
- Use coarse sprays (larger droplets) as they are less likely to drift.
- Do not apply this product by air if sensitive species (such as cotton, sugar beets, sunflowers, or okra) are within 200 feet downwind.

The applicator must follow the most restrictive use precautions to avoid drift hazards, including those found in this labeling as well as applicable state and local regulations and ordinances.

### **GROUND BROADCAST APPLICATION**

Apply Willowood Bentazon 4 using high pressure spray application equipment with hollow cone or flat fan nozzles spaced at a maximum of 20 inches apart at a minimum of 40 psi. Note: measure spray pressure at the boom, not in the line or at the pump. For the most effective application, use 10-20 gallons of spray solution per broadcast acre. If Willowood Bentazon 4 is applied in areas where weed foliage is thick or when using the lower volume of spray solution (10 gallons per broadcast acre), use a spray pressure of 60 psi (minimum).

Do not apply this product using whirl chamber, controlled droplet indicator or flood nozzles as they may cause erratic coverage, which may lead to inconsistent weed control.

Selective application equipment must not be used as good coverage must be achieved for the most effective results (e.g. wiper applications or recirculating sprayers).

Willowood Bentazon 4 can be used for control of listed weed species in the following crops:

- Dry Beans

6/27

- Succulent Beans
- Clover grown for seed
- Corn
- Peanuts
- Dry Peas
- Succulent Peas
- Peppermint
- Rice
- Sorghum
- Soybeans
- Spearmint

**Application Rates for Specific Weed Growth Stages for All Crops EXCEPT Rice**

IMPORTANT: Refer to Crop specific directions for restrictions and limitations specific to the treated crop.

Weeds Controlled	Application Rate (Pints)	Growth Stage (Leaves)	Max. Height (Inches)	Comment
Anoda, Spurred	1.0	Not Rec.	-	
	1.5	1-6	3	
	2.0	6-8	4	
Balloonvine	1.0	Not Rec.	-	
	1.5	2-4	2	
	2.0	4-6	3	
Beggarticks	1.0	Not Rec.	-	
	1.5	1-6	6	
	2.0	6-8	8	
Bindweed (Field, Hedge)	1.0	Not Rec.	-	For suppression only, apply 2-3 pints per acre in IN, IL, KY, MI and OH.
	1.5	Not Rec.	-	
	2.0	-	10	
Buckwheat, Wild	1.0	Not Rec.	-	
	1.5	1-4	3	
	2.0	4-6	5	
Canada Thistle	1.0	Not Rec.	-	Apply same rate 7-10 days later if regrowth occurs.
	1.5	Not Rec.	-	
	2.0	-	8 to bud	
Cocklebur	1.0	2-4	4	Do not apply Willowood Bentazon 4 before the specified leaf stage. Do not count cotyledon leaves. In order to make a late rescue application for Cocklebur, make one treatment with Willowood Bentazon 4 at a rate of 2-3 pints per acre to Cocklebur up to 24 inches in height. For enhanced control, apply Willowood Bentazon 4 at a rate of 1.5 pints per acre. Make another application at the same rate 10-14 days later.
	1.5	2-6	6	
	2.0	6-10	10	
Croton, Tropic	1.0	Not Rec.	-	
	1.5	up to 2	2	
	2.0	2-4	4	
Dayflower	1.0	Not Rec.	-	
	1.5	up to 6	4	
	2.0	6-10	8	
Devilsclaw	1.0	Not Rec.	-	Use crop oil concentrate plus UAN or just crop oil concentrate.
	1.5	Not Rec.	-	
	2.0	up to 6	3	
Eclipta	1.0			
	1.5	up to 6	2	
	2.0	up to 6	2	
Galinsoga	1.0	Not Rec.	-	Use crop oil concentrate plus UAN or just crop oil concentrate.
	1.5	Not Rec.	-	
	2.0	Cotyledon to 6	2	
Groundsel, Common	1.0	Not Rec.	-	
	1.5	Not Rec.	-	
	2.0	-	3	

Weeds Controlled	Application Rate (Pints)	Growth Stage (Leaves)	Max. Height (Inches)	Comment
Jimsonweed	1.0	up to 4	4	
	1.5	up to 6	6	
	2.0	6-10	10	
Ladysthumb	1.0	up to 4	4	
	1.5	up to 6	6	
	2.0	6-10	10	
Lambsquarters, Common	1.0	up to 4	1	Use crop oil concentrate plus UAN or just crop oil concentrate. If new germination or regrowth occurs, a second treatment with Willowood Bentazon 4 may be required.
	1.5	up to 6	1.5	
	2.0	up to 6	2	
Marshelder	1.0	Not Rec.	-	
	1.5	up to 4	2	
	2.0	up to 8	4	
Mayweed/Dogfennel	1.0	Not Rec.	-	
	1.5		2	
	2.0		3	
Morningglory (Smallflower, Cypressvine only)	1.0	Not Rec.	-	Rates given for AL, AR, FL, GA, LA, MS, NC, OK, SC, TN, TX, and VA only. Apply a second treatment 5-14 days later. For all other states, apply Willowood Bentazon 4 at a rate of 2-3 pints per acre to annual morningglories up to the 4 true leaves stage of growth. Control of target weed species may be inconsistent or partial.
	1.5	4	4	
	2.0	4	4	
Morningglory	1.0	Not Rec.	-	
	1.5	4	4	
	2.0	6	6	
Mustard, Wild	1.0	up to 4	2	
	1.5	up to 6	4	
	2.0	6-10	8	
Nightshade, Hairy	1.0	Not Rec.	-	Willowood Bentazon 4 does not provide control of black nightshade or Eastern black nightshade.
	1.5	Not Rec.	-	
	2.0	2-6	4	
Nutsedge, Yellow	1.0	Not Rec.	-	If regrowth of target species occurs, apply Willowood Bentazon 4 a second time at the same rate 7-10 days later.
	1.5		8	
	2.0		8	
Poinsettia, Wild	1.0	Not Rec.	-	Use crop oil concentrate plus UAN or just crop oil concentrate.
	1.5	up to 6	4	
	2.0	4-8	6	
Purslane, Common	1.0	Not Rec.	-	
	1.5	up to 4	1	
	2.0	4-6	2	
Radish, Volunteer	1.0	Not Rec.	-	
	1.5	2-6	4	
	2.0	6-10	10	
Ragweed, Common	1.0	Not Rec.	-	Use crop oil concentrate plus UAN or just crop oil concentrate.
	1.5	Not Rec.	-	
	2.0	4 to 6	3	
Ragweed, Giant	1.0	Not Rec.	-	If new germination or regrowth occurs, a second treatment with Willowood Bentazon 4 may be required.
	1.5	Not Rec.	-	
	2.0	up to 4	6	



Weeds Controlled	Application Rate (Pints)	Growth Stage (Leaves)	Max. Height (Inches)	Comment
Redweed	1.0	Not Rec.	-	
	1.5	4-6	6	
	2.0	6-10	8	
Senna, Coffee	1.0	Not Rec.	-	Use crop oil concentrate plus UAN or just crop oil concentrate.
	1.5	Not Rec.	-	
	2.0	up to 1 pinnate	2	
Sesbania	1.0	Not Rec.	-	Use crop oil concentrate plus UAN or just crop oil concentrate.
	1.5	Not Rec.	-	
	2.0	3-5	3	
Shepherdspurse	1.0	Not Rec.	-	Do not apply to the treat rosette before the seed stalk emerges.
	1.5	up to 6	4	
	2.0	6-10	8	
Sida, Prickly or Teaweed	1.0	Not Rec.	-	
	1.5	up to 6	3	
	2.0	6-8	4	
Smartweed, Pennsylvania	1.0	up to 4	4	
	1.5	up to 6	6	
	2.0	6-10	10	
Starbur, Bristly	1.0	Not Rec.	-	
	1.5	up to 4	2	
	2.0	4-6	3	
Sugar Beet, Volunteer	1.0	Not Rec.	-	
	1.5	2-4		
	2.0	4-8		
Sunflower, Wild	1.0	up to 2	3	
	1.5	up to 4	5	
	2.0	4-6	8	
Velvetleaf	1.0	up to 4	2	In order to make a late rescue application for Velvetleaf, make one treatment with Willowood Bentazon 4 at a rate of 3 pints per acre with 1 gallon of UAN solution and 1 quart of oil concentrate per acre to velvetleaf plants that are up to 12 inches in height. For enhanced control, apply Willowood Bentazon 4 at a rate of 1.5 pints per acre plus 1 gallon of AMS or UAN solution and 1 quart of oil concentrate per acre. Then make one more application at the same rate 4-7 days later. Applicators must use AMS or UAN as a spray additive.
	1.5	up to 4	2	
	2.0	4-6	5	
Venice Mallow	1.0	up to 4	2	
	1.5	up to 6	2	
	2.0	6-10	4	

**ADDITIVES**

In order to achieve control of target weed species on a consistent basis, use one of the following additives:

- crop oil concentrate
- urea ammonium nitrate
- ammonium sulfate.

The use of additives may cause leaf burn. Leaf burn is more likely when temperature and relative humidity are high. However, crop vigor will not be reduced, and crop growth will be normal. Refer to the *Additive Rates* table below for specific rate instructions.

**Oil Concentrate**

Appropriate oil concentrate must either contain a vegetable oil base or a petroleum base. It must also contain EPA-exempt ingredients only and it must not be phytotoxic. The oil concentrate used must have been successful in the locale, and it must display good mixing properties in a jar test.

Although the content of appropriate additive products will differ, petroleum based and vegetable oil based additive products should have emulsifiers in them which will provide good mixing properties. Vegetable oils that are highly refined have been shown to be better for this purpose than vegetable oils that are unrefined.

Refer to the Mixing Information section for more information.

The use of oil concentrate may cause leaf burn. Leaf burn is more likely when temperature and relative humidity are high. However, crop vigor will not be reduced, and crop growth will be normal.

Certain oil concentrate additives can cause excessive leaf burn. Refer to a local supplier for information on the success of the additive in the local area prior to purchase.

**Oil Concentrate plus Nitrogen Solution**

Applicators may add an oil concentrate that is nonphytotoxic with a nitrogen solution (i.e. AMS or UAN) to the Willowood Bentazon 4 spray solution.

**UAN: Urea Ammonium Nitrate**

UAN is often referred to as 28%, 30% or 32% nitrogen solution. UAN can be used instead of other additives in order to achieve enhanced control of devilsclaw, cocklebur, velvetleaf, Pennsylvania smartweed, wild mustard, wild sunflower and Venice mallow.

If common lambsquarters and/or common ragweed are present in addition to velvetleaf, (or other weed species that require the use of an oil concentrate) use an oil concentrate. This product combined with a nitrogen solution will not adequately control common lambsquarters and common ragweed.

**AMS (Ammonium Sulfate)**

When using AMS, combine 3 quarts of liquid AMS (8-8-0 analysis) with the spray solution or 2.5 pounds of granular AMS. Applicators must only use fine spray grade or feed-grade AMS. AMS that is of an inferior grade will not dissolve fully and may plug spray equipment.

Apply AMS in 10 gallons spray solution per acre minimum. Application of AMS in less than the minimum spray volume may cause problems with precipitation in reduced volumes of water.

Only use AMS if it has been proved to be successful in local area.

**Additive Rates**

Additive	Ground Application Rate Per Acre	Air Application Rate Per Acre
UAN Solution* AMS* Oil Concentrate	4-8 pints 2.5 pounds 1-2 pints	2-4 pints 2.5 pounds** 1 pint
Oil Concentrate + Nitrogen*	0.5-1 pint of Oil Concentrate + 1-2 pounds of AMS or 2-4 pints of UAN	

\*AMS and UAN must not be used in California.

\*\*Use of AMS solution is not recommended because of precipitation problems in reduced water volumes. Only use AMS when the source has been proved to be successful in the local area and when applied in 10 gallons of solution per acre (minimum).

### MIXING INFORMATION

The following registered products and/or additives may be mixed with Willowood Bentazon 4:

**Product (Active Ingredient)**

- Atrazine**
- Atrazine + dicamba**
- Avalon™** (acifluorfen)
- Buctril®** (bromoxynil)
- Chlorimuron + Thifensulfuron**
- Clarity®** (dicamba)
- Classic®** (chlorimuron-ethyl)
- Cobra®** (lactofen)
- Concert® II** (thifensulfuron + chlorimuron-ethyl)
- Distinct®** (diflufenopyr + dicamba)
- Facet® 75 DF** (quinclorac)
- FirstRate®** (cloransulam-methyl)
- Flexstar®** (fomesafen)
- Glyphosate**
- Londax®** (bensulfuron)
- Liberty®** (glufosinate)
- Lightning®** (imazethapyr + imazapyr)
- MCPA**
- Outlook®** (dimethenamid-P)
- Paramount®** (quinclorac)

**Product (Active Ingredient)**

- Paraquat**
- Poast®** (sethoxydim)
- Poast Plus®** (sethoxydim)
- Propanil**
- Pursuit®** (imazethapyr ammonium)
- Raptor®** (imazamox ammonium)
- Reflex®** (fomesafen)
- Resource®** (flumiclorac)
- Scepter®** (imazaquin)
- Sinbar®** (terbacil)
- Stinger®** (clopyralid)
- Storm®** (bentazon + acifluorfen)
- Synchrony® XP** (chlorimuron + thifensulfuron)
- Thifensulfuron**
- Thistrol®** (MCPB)
- UltraBlazer** (acifluorfen)
- 2,4-DB**

NOTE: Tank mixes must be combined and applied in accordance with the directions in this label and the labels of all tank mix partners. Read and follow all directions and restrictions of all tank mix partners. The most restrictive directions and restrictions must apply.

If all target weeds species are not at the specified stage of growth for the timing of treatment at the same time, make separate applications.

Mixing this product with other registered fertilizer, additives or pesticide products (insecticides, fungicides, miticides or herbicides) may result in physical incompatibility of the products, crop injury or a reduction in weed control. Applicators should only tank mix this product with those products listed in this label. When mixing this product with products not listed in this label, consult local agricultural authorities for information.

#### Compatibility Test for Mix Components

Before mixing additives and/or other pesticides, always perform a compatibility jar test.

For 20 gallons per acre spray volume, use 3.3 cups (800 ml) of water. For other spray volumes, adjust rates accordingly.

Only use water from the intended source at the source temperature.

Add components in the sequence indicated in the **Mixing Order** using 2 teaspoons for each pound or 1 teaspoon for each pint of specified label rate per acre.

Always cap the jar and invert 10 cycles between component additions.

When the components have all been added to the jar, let the solution stand for 15 minutes. Evaluate the solution for uniformity and stability. The spray solution should not have free oil on the surface, nor fine particles that precipitate to the bottom, nor thick (clabbered) texture. If the spray solution is not compatible, repeat the compatibility test with the addition of a suitable compatibility agent. If the solution is then compatible, use the compatibility agent as directed on its label. If the solution is still incompatible, do not mix the ingredients in the same tank.

**Mixing Order**

When mixing additives and/or other pesticides in a spray tank, add the products to be used in the following sequence:

1. Water - Begin by agitating a thoroughly clean sprayer tank three-quarters full of clean water.
2. Agitation - Maintain constant agitation throughout mixing and application.
3. Products in PVA bags - Place any product contained in water-soluble PVA bags into the mixing tank. Wait until all water-soluble PVA bags have fully dissolved and the product is evenly mixed in the spray tank before continuing.
4. Water-dispersible products - such as dry flowables, wettable powders, suspension concentrates, or suspo-emulsions. If an inductor is used, rinse it thoroughly after the component has been added.
5. Water-soluble products - such as Willowood Bentazon 4. If an inductor is used, rinse it thoroughly after the component has been added.
6. Emulsifiable concentrates - such as oil concentrate when applicable. If an inductor is used, rinse it thoroughly after the component has been added.
7. Water-soluble additives - such as AMS or UAN when applicable. If an inductor is used, rinse it thoroughly after the component has been added.
8. Remaining quantity of water.

NOTE: Maintain constant agitation during application.

**RESTRICTIONS AND LIMITATIONS THAT APPLY TO ALL CROPS**

- Do NOT exceed the maximum seasonal use rate of 4 pints of Willowood Bentazon 4 per acre (2 pounds active ingredient), per season, from all sources.
- Willowood Bentazon 4 must NOT be applied through an irrigation system of any type.
- Do NOT enter or allow worker entry into treated areas during the Restricted Entry Interval (REI) of 48 hours.
- Unsatisfactory control of target species may result if Willowood Bentazon 4 is applied to weeds suffering stress caused by injury from previously applied pesticide(s), drought, other mechanical injury or cold temperatures.
- Do NOT apply Willowood Bentazon 4 if crops in the treatment area are suffering stress due to flooding, drought, widely varying temperatures, hail damage or injury from previously applied pesticide(s) as crop damage may result.
- Do NOT apply Willowood Bentazon 4 to crops injured by other pesticide product treatment(s) (e.g. plant stunting or phytotoxicity) as previously caused injury may be prolonged and/or enhanced.
- Overhead irrigation or precipitation within 4 hours of treatment with this product may reduce the effect of Willowood Bentazon 4 in controlling target weed species.

**CROP SPECIFIC DIRECTIONS**

Apply Willowood Bentazon 4 during early postemergence. Treatment with this product must take place before target weeds reach the maximum growth stage for application listed in the *Application Rates for Specific Weed Growth Stages for All Crops EXCEPT Rice* table above. For application rates for rice crops, see the Rice section below.

**BEANS, DRY AND SUCCULENT**

The following beans are tolerant of Willowood Bentazon 4:

- |                           |                              |               |
|---------------------------|------------------------------|---------------|
| • Adzuki Beans            | • Kidney Beans               | • Pinto Beans |
| • Black Turtle Soup Beans | • Lima Beans (Small & Large) | • Red Beans   |
| • Cranberry Beans         | • Navy Beans                 | • Snap Beans  |
| • Great Northern Beans    | • Pink Beans                 | • White Beans |

Beans crops are tolerant to applications of Willowood Bentazon 4 once the first trifoliolate leaf has fully expanded. However, even when the bean crop is in the tolerant stage of growth there may be bronzing, yellowing, burning, speckling or burning of leaves under certain conditions (see Restrictions below). Such crop injury is temporary and the plant will outgrow it without affecting podset, maturity and without reducing yield. Use of oil with Willowood Bentazon 4 may have the effect of reducing yield and increasing crop injury.

**Restrictions**

- Do not apply Willowood Bentazon 4 on its own to succulent or dry beans grown in South Carolina or Georgia as the result may be severe crop damage.
- When applying Willowood Bentazon 4 to succulent or dry beans grown in South Carolina or Georgia, this product must be combined with Pursuit herbicide or Raptor herbicide. Apply Willowood Bentazon 4 at a rate of 6-16 fl. oz. per acre. Read and follow all use directions and restrictions of all products in the tank mix. The most restrictive label must apply.
- Do not treat field beans with Willowood Bentazon 4 until they have a minimum of one trifoliolate leaf fully expanded. If crops are treated prior to reaching this stage of growth, the result may be severe crop injury.
- In order to avoid severe crop damage, Willowood Bentazon 4 must not be applied to:
  - blackeyes in California
  - garbanzo beans at any growth stage
  - lupines at any growth stage
- Willowood Bentazon 4 must not be applied to succulent or dry beans within 30 days of harvest.
- When applying Willowood Bentazon 4 to snap beans, the use of an oil additive may enhance the potential for leaf burn and crop injury.
- Willowood Bentazon 4 is not recommended for use on adzuki beans in California.
- For control of yellow nutsedge in California, treat with 2 pints of Willowood Bentazon 4 per acre when plants are 6-8 inches tall. 10 to 14 days after the first application, make a second treatment at the same rate.

**Tank Mixes**

For Dry Beans, Willowood Bentazon 4 may be tank mixed with one of the following herbicides: Outlook®, Poast®, Pursuit® or Raptor®.

For Succulent Beans, Willowood Bentazon 4 may be tank mixed with one of the following herbicides: Poast® or Pursuit®.

**CLOVER GROWN FOR SEED (OREGON AND WASHINGTON)**

Apply Willowood Bentazon 4 as a postemergence treatment for clover grown for seed in Oregon and Washington. Make a foliar broadcast application in the spring at up to 2 pints of this product per acre. A second application 5 to 14 days later can be made if required at the same use rate.

Clover is tolerant to treatment with Willowood Bentazon 4. Under certain conditions, leaf burn may take place, however, within 10 days, clover will generally outgrow the condition.

Add a crop oil concentrate (COC) that is nonphytotoxic as directed in the *Additive Rates* Table in the ADDITIVES section at the beginning of this label.

**Restrictions**

- Do not allow treated areas to be used to harvest forage, hay or feed for livestock feed or for livestock grazing for at least 36 days after an application of Willowood Bentazon 4.

**CORN (INCLUDING CORN GROWN FOR SEED/SILAGE, FIELD, POPCORN, SWEET) AND SORGHUM (INCLUDING FORAGE AND GRAIN)**

Producers of seeds must refer to the seed company for information on seed production inbred lines' tolerance to applications of Willowood Bentazon 4.

**Restrictions**

- For sorghum, do not exceed 2 pints of Willowood Bentazon 4 per acre per season.
- Do not apply Willowood Bentazon 4 to sorghum that is blooming or heading.
- Do not allow grazing in treated areas for 12 days after the treatment with this product.
- Willowood Bentazon 4 is not recommended for treatment of sorghum or corn in California to control yellow nutsedge.
- Willowood Bentazon 4 must not be used on forage sorghum in California.

**Tank Mixes**

Do NOT tank mix this product with atrazine in California.

**For Corn Applications**, Willowood Bentazon 4 may be tank mixed with one of the following products (including herbicides that are registered for use in corn hybrids that are tolerant to treatment with glufosinate, glyphosate and imidazolinone): Atrazine, Atrazine + Dicamba, Clarity®, Distinct®, Glyphosate, Outlook®, Liberty®, Lightning®, or Pursuit®.

**For Sorghum Applications**, Willowood Bentazon 4 may be tank mixed with one of the following products: Atrazine, Atrazine + Dicamba, Clarity®, Outlook®, or Paramount®.

**PEPPERMINT AND SPEARMINT**

Although, spearmint and peppermint are tolerant to applications with this product, treatment may cause leaf-burning. This may occur when crops are actively growing and have new, succulent tissue. Crops will generally grow out of the condition within 10 days.

In order to control kochia and hairy nightshade, Willowood Bentazon 4 may be applied at a rate of 4.0 pints per acre in one application. In order to control kochia, combine Willowood Bentazon 4 with an oil concentrate.

**Tank Mixes**

Willowood Bentazon 4 may be tank mixed with one of the following products: Buctril®, Poast®, Sinbar® or Stinger®.

**PEAS (DRY AND SUCCULENT)**

Peas (English, garden and Southern) are tolerant of applications of Willowood Bentazon 4 once 4 nodes or 3 pairs of leaves are present. Crop injury may occur under certain conditions such as bronzing, yellowing, burning or speckling. Such damage will be temporary and the crop will generally outgrow it without causing any reduction in yield or delaying podset/maturity.

Do not apply Willowood Bentazon 4 in Western irrigated areas during 2-5 day periods of cold weather (i.e. temperature below 75°F during the day below 55°F during the night). Applications during a prolonged cold spell may nullify weed control.

**Restrictions**

- Do not apply Willowood Bentazon 4 on its own in South Carolina and Georgia to succulent peas, as severe crop injury may result.
- When treating succulent peas grown in South Carolina and Georgia, Willowood Bentazon 4 must be tank mixed with Pursuit herbicide or Raptor herbicide. Apply Willowood Bentazon 4 at a rate of 6-16 fl. oz. per acre. Read and follow all label directions of the tank mix partners. The most restrictive label must apply.
- Do not apply Willowood Bentazon 4 to dry peas within 30 days of harvest.
- When treating succulent peas, do not apply Willowood Bentazon 4 within 10 days of harvest.
- When treating succulent peas in California, do not apply Willowood Bentazon 4 within 30 days of harvest.
- Do not treat peas that are suffering stress from root rot.
- Do not treat pea crops when they are in bloom.

- Do not treat the following crops with Willowood Bentazon 4 at any stage of growth:

- blackeyes grown in California
- garbanzo beans
- lupines

If applications are made to these crops, severe crop injury may result.

- Oil must not be added to Willowood Bentazon 4 except when treating peas in the Pacific Northwest.
- There may be a higher likelihood of crop damage from applications with Willowood Bentazon 4 if there are in-furrow treatments of nematocide or insecticide.

**Tank Mixes**

NOTE: The following tank mixes are not applicable in California.

Willowood Bentazon 4 may be tank mixed with one of the following products: \*MCPA, Pursuit®, Raptor® or \*\*Thistrol®.

\* In order to enhance control of common lambsquarters and pigweed species and, applicators may use a tank mix of Willowood Bentazon 4 plus MCPA.

\*\* Tank mixing with Thistrol® is for use in ME, NH, VT, MA, CT, RI, NY, PA, NJ, VA, MD, DE, WA, ID, and OR. Apply after the 4 node/3-leaf stage and no later than 3 nodes before peas flower. Because of the variation among pea cultivars and treatment, producers and sellers have not determined the safety of a combination of Willowood Bentazon 4 and Thistrol® for use in all conditions on all pea crops. Applicators must therefore determine whether this tank mix can be used safely before any broader treatment.

**Tank Mix Restrictions**

- Do NOT use any oil-based additives or any other surfactants or spray additives with the above tank mixes.
- Do NOT treat peas with the above tank mixes when temperatures are greater than 90°F.
- Do NOT treat peas with the above tank mixes once pea flower buds have emerged.
- Avoid drift. Non-target crops may be severely damaged by drift.
- The following crops are particularly sensitive to Thistrol:
  - Beans
  - Cotton
  - Grapes
  - Ornamentals
  - Tomatoes

**PEANUTS**

Apply Willowood Bentazon 4 to peanuts from peanut cracking through pegging.

In-furrow applications of nematicides and/or insecticides may increase the likelihood of crop injury from treatment with Willowood Bentazon 4.

Hay and forage from peanut crops may be used as livestock feed.

**Restrictions**

- Do NOT allow grazing in treated fields for a minimum of 50 days after Willowood Bentazon 4 is last applied.

**Tank Mixes**

NOTE: The following tank mixes are not applicable in California.

Willowood Bentazon 4 may be tank mixed with one of the following products: Avalon, UltraBlazer, Outlook®, Poast®, \*Paraquat, or 2,4-DB amine.

\* Apply this tank mix combination at the ground crack stage of growth in order to control early weed flushes. A second treatment may be applied up to 28 days after ground crack stage. Applicators must

mix this tank mixture with a nonionic surfactant containing at least 50% surface active agent at specified rates.

**Tank Mix Restrictions**

- Do NOT combine ammonium sulfate or a UAN solution with a Willowood Bentazon 4/Avalon, UltraBlazer/Poast tank mix.
- Do NOT use with a tank mix of Willowood Bentazon 4 plus Paraquat.
- Do NOT use any oil based additive or UAN with a tank mix of Willowood Bentazon 4 plus 2,4-DB.
- Only use amine formulations of 2,4-DB.

**RICE  
(Not for use in California)**

Treat with Willowood Bentazon 4 as an early postemergence application, prior to target weeds reaching the growth stages listed in the *Application Rates for Rice* tables below.

**Application Instructions**

In order to achieve the best coverage with Willowood Bentazon 4, orient nozzles straight back. Do not place nozzles further out than three quarters of the distance from the center of the aircraft to the end of the rotor or wing.

**Alternate Flooding Culture**

In TX, LA, AR, and MS, the weed growth of target species corresponds generally to tillering (stooling) rice before the field is permanently flooded.

Apply Willowood Bentazon 4 a minimum of 24 hours prior to flooding when there is no water on the treatment area.

If application of Willowood Bentazon 4 is not possible prior to flooding, refer to the Continuous Flooding Culture section below.

**Continuous Flooding Culture**

In states where continuous flooding culture is used, or when Willowood Bentazon 4 is applied after permanent flooding, apply this product when target species are above the water surface. Control of target species that are under water when this product is applied will be inadequate.

In order to make an early application of Willowood Bentazon 4, water may be completely or partially drained in order to expose target species to treatment. The water level must not be raised for a minimum of 24 hours after treatment. Early flooding following application may result in inadequate control.

Applicators must not use ground equipment to treat flooded fields. The resultant splashing will wash Willowood Bentazon 4 off the surface of the weed resulting in inadequate control.

**Restrictions**

- Straw from rice may be used to feed livestock.
- Do not apply Willowood Bentazon 4 in a field where there is commercial cultivation of crayfish or catfish.
- Water treated with this product or containing residue of Willowood Bentazon 4 from rice must not be used for the irrigation of crops that are not labeled for treatment with Willowood Bentazon 4.
- Do not exceed 4 pints of Willowood Bentazon 4 per acre per season. This applies whether there one or two rice crops grown that season (including ratoon).



**Application Rates for Rice – Flooded Fields**

Weeds Controlled	Application Rate (Pints)	Max. Height Above Soil (inches)	Height Range Above Water Level (inches)	Comment
Cocklebur	1.5	10	3-6	If after the first application of Willowood Bentazon 4 a second weed flush occurs, re-apply this product to the treatment area in accordance with this table.
	2.0	15	6-10	
Dayflower	1.5	6	3-5	
	2.0	10	5-8	
Redstem	1.5	4	2-3	
	2.0	8	4-6	
Smartweed	1.5	6	2-5	
	2.0	10	5-8	
Water Plantains, Arrowhead	1.5	Not Rec.	-	
	2.0	7	5-6	
Water Plantains, Common	1.5	Not Rec.	-	
	2.0	7	5-6	
Yellow Nutsedge	1.5	6	4-5	
	2.0	10	6-8	

**Application Rates for Rice – Drained Fields**

Weeds Controlled	Application Rate (pints)	Leaf Stage (leaves)	Max. Height (inches)	Comment
Cocklebur	1.5	2-10	10	If after the first application of Willowood Bentazon 4 a second weed flush occurs, re-apply this product to the treatment area in accordance with this table.
	2.0	10-15	15	
Dayflower	1.5	2-10	6	
	2.0	10-15	10	
Ducksalad	1.5	Not Rec.	-	
	2.0	6-10	6	
Eclipta	1.5	4-6	2	
	2.0	4-6	2	
Gooseweed	1.5	4-6	4	
	2.0	6-10	8	
Redstem	1.5	up to 6	4	
	2.0	6-10	8	
Redweed	1.5	4-6	6	
	2.0	6-10	8	
Smartweed	1.5	2-10	6	
	2.0	10-15	10	
Spikerush	1.5	2-6	6	
	2.0	6-8	8	
Water Plantains, Arrowhead	1.5	Not Rec.	-	
	2.0	up to 4	7	
Water Plantains, Common	1.5	Not Rec.	-	
	2.0	up to 4	7	
Yellow Nutsedge	1.5	4-6	6	
	2.0	6-8	10	

**Tank Mixes**

Willowood Bentazon 4 may be tank mixed with one of the following products: Avalon, UltraBlazer, Facet® 75 DF, Londax®, Propanil, \*Storm®.

\* Apply this tank mix at a rate of 1.5 pints of Storm combined with 0.5 - 1.0 pint of Willowood Bentazon 4 per acre after the 3-leaf stage.

**Tank Mix Restrictions**

- The Willowood Bentazon 4 plus Londax® herbicide tank mixture must be applied within 7 days of the establishment of permanent flood.
- The Willowood Bentazon 4 plus propanil tank mix must only be applied to drained fields.
- Do not use crop oil concentrate in tank mixes with propanil. Tank mix this product with propanil according to the active ingredient content in the product used. Propanil tank mixes must be tested for physical compatibility with Willowood Bentazon 4 prior to application.

**SOYBEANS**

Although soybeans are tolerant at all stages of growth to applications of Willowood Bentazon 4, under certain conditions, slight leaf bronzing and speckling may occur. Soybean crops will outgrow these conditions in general, within 10 days.

**Restrictions**

- Do not allow grazing on treated areas for 30 days (minimum) after the last application of Willowood Bentazon 4.
- Do not cut treated soybean for forage or hay for 30 days (minimum) after the last application of Willowood Bentazon 4.

**Tank Mixes**

NOTE: The following tank mixes do not apply to California.

Willowood Bentazon 4 may be tank mixed with one of the following products\*: Avalon, \*\* Chlorimuron + Thifensulfuron, Classic®, Cobra®, \*\*Concert® II, FirstRate®\*\*, Flexstar®, Outlook®, Liberty®, Poast®, Poast Plus®, Pursuit®, Raptor®, Reflex®, Resource®, Roundup® Ultra, Scepter®, Synchrony® XP, \*\*Thifensulfuron, UltraBlazer or 2,4-DB amine.

\* includes RoundUp Ready®, Liberty Link® and STS™ varieties.

\*\* UAN at a rate of 2-4 pints per acre and a nonionic surfactant at a rate of 1-2 pints per 100 gallon are recommended for these tank mixtures.

**Tank Mix Restrictions**

- Willowood Bentazon 4 plus Avalon or UltraBlazer plus Poast: an oil concentrate must be used with this tank mix instead of a spray surfactant.
- Willowood Bentazon 4 plus Chlorimuron + Thifensulfuron: Do not use an oil concentrate with this tank mix except in soybean varieties designated as STS.

**Restrictions: Willowood Bentazon 4 plus 2,4-DB Amine Tank Mix**

- Only use 2,4-DB that is an amine formulation, and do not use any adjuvant, other than UAN at a rate of 2-4 pints per acre with this tank mix.
- Do not exceed 1 treatment of this tank mix per season.
- Treatment with this tank mix will result in crop damage (e.g. bronzing, crinkling or burning) which may cause a reduction in yield.
- Do not treat soybeans that show signs of disease such (e.g. phytophthora root rot) with this tank mix.

**Mixing Willowood Bentazon 4 with Insecticides**

If foliar control or postemergence control of certain insects is required in the soybean crop, Willowood Bentazon 4 may be combined with an insecticide. In order to do so, the specified application time of the insecticide product must coincide with the specified application time of this product.

NOTE: Willowood Bentazon 4 must NOT be tank mixed with Sevin® or malathion insecticides.

Willowood Bentazon 4 may be tank mixed with one of the following insecticides: dimethoate, Pounce®, Pydrin® or Lorsban® 4E.

Applying a tank mix of this product plus an insecticide may increase the likelihood of crop damage. The conditions in which this product is mixed with an insecticide product may vary. Certain conditions may reduce mixing quality. Test the proposed combination of insecticide and Willowood Bentazon 4 in accordance with the Compatibility Test for Mix Components section, prior to application.

---

**COMMERICAL TURF & ORNAMENTAL AND NONCROPLAND USES**

---

**USE INSTRUCTIONS**

This product is a selective herbicide for control of annual sedges, broadleaf weeds, and yellow nutsedge. Apply Willowood Bentazon 4 as a postemergence treatment in the following use sites: ornamentals, established turfgrass, noncropland sites, nurseries, rights-of-way and roadsides.

Read and follow the specific use site directions below for each site use.

Willowood Bentazon 4 works mainly through contact with target species. Therefore, ensure all weeds are covered thoroughly with the spray application.

Overhead sprinkler irrigation or rainfall may reduce the effectiveness of an application of Willowood Bentazon 4 if it occurs within 8 hours of treatment.

**Application Instructions**

Clean application equipment thoroughly prior to application to prevent potential crop injury from previously applied products.

Apply Willowood Bentazon 4 to actively growing weeds as a postemergence treatment. Target species that are growing under conditions of drought may be inadequately controlled. If moisture content in the soil is insufficient for weeds to be growing actively, irrigate prior to application. Willowood Bentazon 4 does not provide control of grass weeds.

Apply spray with a hose-end type sprayer, a handheld pump-up or a knap-sack sprayer with standard high-pressure flat fan or hollow-cone nozzles that are spaced 20-inches apart. Do not apply this product with whirl chamber, controlled droplet applicator (CDA), or flood nozzles.

Apply Willowood Bentazon 4 in 1 gallon of water (minimum) per 1000 sq. ft. (40 gallons per acre). Use a spray pressure of at least 40 psi. Spray pressure must be measured at the boom, not in the line or at the pump.

Where there is dense foliage or dense weed coverage, use a higher water volume (2.5 gallons per 1000 sq. ft.) and increased spray pressure (80 psi).

**Mixing Instructions**

Use new spray mixture for each treatment, and mix sufficient solution for just one application.

Fill clean spray application equipment tank 1/2 - 2/3 full with clean water and start agitation prior to adding the specified amount of Willowood Bentazon 4. Ensure the spray solution mixes thoroughly. Next, add oil concentrate and the rest of the water. Maintain agitation throughout mixing and treatment.

Mixing Willowood Bentazon 4 with other additives, fertilizers or pesticides (including insecticides, herbicides, fungicides and miticides) may cause physical incompatibility between tank mix partners, a reduction in weed control, or damage to ornamentals and/or turfgrass.

## Use Rates

- Do NOT exceed 0.75 fl. oz. of Willowood Bentazon 4 per 1000 sq. ft. in a single application.
- Do NOT exceed 16 fl. oz. (1 pint) of Willowood Bentazon 4 per acre in a single application (1.0 lb of active ingredient).
- Do NOT exceed 32 fl. oz. (2 pints) of Willowood Bentazon 4 per acre in a season (2.0 lb of active ingredient).

Apply Willowood Bentazon 4 with an oil concentrate (see next section) at the following rates (see the *Application Rates for Turf and Ornamentals* table below for specific rates based on size and type of target weeds):

For treatment areas of 1000 sq. ft., apply at a rate of 0.55 – 0.75 fluid ounces in 1 – 2 gallons of water.

For treatment areas of 1 acre, apply at a rate of 12 – 16 fluid ounces in 40 – 80 gallons of water.

IMPORTANT: Use of the above rates in a spot spray treatment for individual weeds may lead to excessive dosage and possible damage to ornamentals or turfgrass.

## Oil Concentrate

For optimal control of target species, an oil concentrate must be added to the spray solution. The oil concentrate must contain a vegetable-oil or a petroleum-oil base. Suitable examples are crop oil concentrate (COC) and methylated seed oil (MSO). The selected oil concentrate must be nonphytotoxic, must contain only ingredients that are EPA exempt and must have been successful according to local experience. Vegetable-oil and petroleum-oil based concentrates should contain emulsifiers in order to provide good mix properties. Highly refined vegetable oil based concentrates are likely to mix better than those that are unrefined.

Apply oil concentrate in the application spray solution at a rate of 0.75 fl. oz. per 1000 sq. ft. (2 pints per acre).

Applying Willowood Bentazon 4 with an oil concentrate under certain conditions (e.g. when temperature and relative humidity are high) may cause slight leaf burn to turfgrass, ornamentals and other desired plants. Talk to your Willowood Bentazon 4 supplier in order to assess the local success of potential oil concentrates.

Do not add oil concentrate to a tank mix that includes a product/products whose label(s) prohibit or caution against their application with oil adjuvants.

In addition, the oil concentrate selected must mix adequately with the spray solution in the following jar test:

### Jar Test to Estimate Oil Concentrate Suitability

Use the following jar test to determine the suitability of an oil concentrate:

- 1) Add the ingredients of the tank mix in the following order and gently mix in between adding ingredients:
  - Water
  - Willowood Bentazon 4
  - Tank mix partner (if used)
  - Oil concentrate

Use water from the intended source for the application solution at source temperature.

If the intended application volume is 1 gallon per 1000 sq. ft., use 1600 ml of water. Adjust the test water volume proportionately if there is a different intended application water volume.

- 2) Add 2 teaspoons of oil concentrate and 2 teaspoons of Willowood Bentazon 4 for every 0.75 fl. oz. per 1000 sq. ft. in the intended application solution at the specified rate.
- 3) Once all the ingredients have been added, put a lid on the jar. Invert the jar 10 times to mix the solution, then leave the solution to sit for 15 minutes.

If the tank mix displays any of the following features, it may not be suitable for application:

- Globules or a film of oil on the surface of the solution
- Tank mix solution is not uniform

- Fine particles suspended in the liquid (known as flocculation). Particles may also appear at the bottom of the jar as a precipitated layer
- If the texture of the solution thickens (clabbering) so that it is coagulated with a similar consistency to yogurt or cottage cheese

**Restrictions**

- Do not exceed 16 fl. oz. (1 pint) of Willowood Bentazon 4 per acre in a single application (1.0 lb of active ingredient).
- Do not exceed 32 fl. oz. (2 pints) of Willowood Bentazon 4 per acre in a season (2.0 lb of active ingredient).
- Do not apply this product in conditions that favor drift. Contact with adjacent plants or crops may cause damage.
- Do not apply Willowood Bentazon 4 to open waters.

**Weeds Controlled**

Treat actively growing target weed species with Willowood Bentazon 4 as an early postemergence application. Weeds must be treated before they reach the maximum growth stage/height listed in the *Application Rates for Commercial Turf and Ornamentals* table below. For optimal treatment, apply Willowood Bentazon 4 to small or newly emerged weeds. Later treatment may allow target species to grow beyond the specified growth stage/height which will result in reduced or inadequate control (except musk thistle, Canada thistle and yellow nutsedge – refer to special instructions below).

**Application Rates for Commercial Turf and Ornamentals**

Weeds Controlled	Application Rate per 1000 sq. ft. (fl. oz.)	Leaf Stage (leaves)	Max. Height (inches)	Comment
Anoda, spurred <i>Anoda caristata</i>	0.55 0.75	up to 6 6 to 8	3 4	
Balloonvine <i>Cardiospermum halicacabum</i>	0.55 0.75	2 to 4 4 to 6	2 3	
Buckwheat, wild <i>Polygonum convolvulus</i>	0.55 0.75	up to 4 4 to 6	3 5	
Coffee senna <i>Cassia occidentalis</i>	0.55 0.75	Not Rec. Up to 1 pinnate*	- 2	* Requires use of an oil concentrate at a rate of 0.75 fl. oz. per 1000 sq. ft. (2 pints per acre)
Dayflower <i>Commelina spp.</i>	0.55 0.75	up to 6 6 to 10	4 8	
Devil's-claw <i>Proboscidea louisiana</i>	0.55 0.75	Not Rec. Up to 6*	- 2	* Requires use of an oil concentrate at a rate of 0.75 fl. oz. per 1000 sq. ft. (2 pints per acre)
Galinsoga <i>Galinsoga spp.</i>	0.55 0.75	Not Rec. Cotyledon to 6*	- 2	* Requires use of an oil concentrate at a rate of 0.75 fl. oz. per 1000 sq. ft. (2 pints per acre)
Groundsel, Common <i>Senecio vulgaris</i>	0.55 0.75	Not Rec. 2 to 10	- 6	
Ladysthumb <i>Polygonum persicaria</i>	0.55 0.75	up to 6 6 to 10	6 10	
Lambsquarters, common <i>Chenopodium album</i>	0.55 0.75	Not Rec. 4 to 8*	- 2	Control of this species may be inconsistent/partial. *Requires use of an oil concentrate at a rate of 0.75 fl. oz. per 1000 sq. ft. (2 pints per acre)
Mustard, wild	0.55	up to 6	4	

Weeds Controlled	Application Rate per 1000 sq. ft. (fl. oz.)	Leaf Stage (leaves)	Max. Height (inches)	Comment
<i>Sinapsis arvensis</i>	0.75	6 to 10	8	
Nutsedge, yellow <i>Cyperus esculentus</i>	0.55	See Comment	See Comment	Yellow nutsedge emerges all through the year in southern USA. It emerges for May through July in northern USA. Willowood Bentazon 4 can only control emerged weeds, therefore make the first applications of this product when the weed emerges.  For the most effective control of yellow nutsedge, make 2 treatments with Willowood Bentazon 4 at a rate of 0.55 - 0.75 fl. oz. per 1000 sq. ft. (12 - 16 fl. oz. per acre). Apply this product when the weed is 6 - 8 inches tall. Treat a second time when new growth appears later in the season or 7 - 10 days after the first application. Use the same use rate as the first application. In order to achieve optimal control of yellow nutsedge, thorough spray coverage is essential.
	0.75	See Comment	See Comment	
Poinsettia, wild <i>Euphorbia heterophylla</i>	0.55	2 to 4	4	* Requires use of an oil concentrate at a rate of 0.75 fl. oz. per 1000 sq. ft. (2 pints per acre)
	0.75	4 to 8*	6	
Prickly sida/Teaweed <i>Sida spinosa</i>	0.55	up to 6	3	
	0.75	6 to 8	4	
Purslane, common <i>Portulaca oleracea</i>	0.55	up to 4	1	
	0.75	4 to 6	2	
Ragweed, common <i>Ambrosia artemisiifolia</i>	0.55	Not Rec.	-	* Requires use of an oil concentrate at a rate of 0.75 fl. oz. per 1000 sq. ft. (2 pints per acre)
	0.75	4 to 6*	3	
Ragweed, giant <i>Ambrosia trifida</i>	0.55	Not Rec.	-	If there is a second flush of weeds following the first treatment, make a second application in accordance with the rates in this table.
	0.75	up to 4	6	
Redweed <i>Melochia corchorifolia</i>	0.55	4 to 6	6	
	0.75	6 to 10	8	
Sedge, annual <i>Cyperus compressus</i>	0.55	Not Rec.	6 to 8	
	0.75	Not Rec.	6 to 8	
Sesbania <i>Sesbania exaltata</i>	0.55	Not Rec.	-	* Requires use of an oil concentrate at a rate of 0.75 fl. oz. per 1000 sq. ft. (2 pints per acre)
	0.75	3 to 5*	3	
Shepherd's purse <i>Capsella bursa-pastoris</i>	0.55	up to 6	4	Do not apply to the rosette prior to seed stalk emerging
	0.75	6 to 10	8	
Smartweed, Pennsylvania <i>Polygonum pensylvanicum</i>	0.55	up to 6	6	
	0.75	6 to 10	10	
Spurweed/Lawn burweed <i>Soliva pterosperma</i>	0.55	Not Rec.	-	
	0.75	2 to 6	3	
Sunflower, wild <i>Helianthus annuus</i>	0.55	up to 4	5	
	0.75	4 to 6	8	
Thistle, Canada <i>Cirsium arvense</i>	0.55	*	*	Apply Willowood Bentazon 4 to Canada thistle when the weeds are between 8 inches tall and the bud stage of growth at a rate of 0.75 fl. oz. per 1000 sq. ft. (16 fl. oz. per acre). If adequate control is not achieved with the first application, apply this product again when new growth appears, or 7-10 days after the first application at the same rate.
	0.75	*	*	
Thistle, musk <i>Carduus nutans</i>	0.55	*	*	Apply Willowood Bentazon 4 to musk thistle at a rate of 0.75 fl. oz. per 1000 sq. ft. (16 fl. oz. per acre). Treat with this product when the weed is in the rosette stage and has a diameter no

Weeds Controlled	Application Rate per 1000 sq. ft. (fl. oz.)	Leaf Stage (leaves)	Max. Height (inches)	Comment
	0.75	*	*	greater than 10 inches. If adequate control is not achieved by the first treatment, apply this product again when new growth appears or 7 to 10 days after the first application. Use the same use rate as the first application.

**INSTRUCTIONS FOR ESTABLISHED TURFGRASS**

Treat established turfgrass growing in areas such as sod farms, commercial or residential settings, recreational areas, golf courses, athletic fields or any other area of established or maintained turfgrass. Willowood Bentazon 4 may be used to treat the following established turfgrass species:

- bahiagrass
- bentgrass
- bermudagrass
- bluegrass
- buffalograss
- carpetgrass
- centipedegrass
- fescue
- ryegrass
- St. Augustinegrass
- zoysiagrass

Refer to the Application Rates for Commercial Turf and Ornamentals table above for a complete list of weeds controlled.

**Restrictions**

- Do not treat turfgrass that has suffered stress, for example from cold temperature, injury from other pesticides or drought.
- Willowood Bentazon 4 must not be applied to newly sprigged or newly seeded turfgrass until the sprigs or seedlings are well established. If turfgrass is treated beforehand, it may result in damage.
- Do not apply Willowood Bentazon 4 to golf course greens or collars.
- Do not exceed 0.75 fl. oz. of Willowood Bentazon 4 per 1000 sq. ft. (16 fl. oz. per acre) in perennial ryegrass in a single application. Do not make further applications for at least 21 days.
- Make the first treatment with Willowood Bentazon 4 in unmowed established turfgrass after emergence but when yellow nutsedge, Canada thistle and annual sedge are less than 8-inches in height. Treat annual broadleaf weeds when they are 4 inches in height or less.
- Do not mow treated turfgrass within 3 days after or before treatment with this product in order to ensure an optimal application to control broadleaf weeds.
- Do not mow turfgrass for 5 days (minimum) after treatment for optimal control of sedges.
- When applying this product to turfgrass, ensure over-the-top spraying of adjacent non-target species is avoided (e.g. ornamental shrubs and trees and flowers) unless otherwise directed in these directions.
- When treating turfgrass with this product, avoid over-the-top spraying of adjacent ornamental trees, shrubs, and flowers unless otherwise specified in this label. Application of Willowood Bentazon 4 at the base of established ornamental shrubs, trees and flowers should not cause damage except for in rhododendron and sycamore.

**Tank Mixes for Established Turfgrass**

For postemergence control of other sedges and broadleaf weeds that are not specified in this label, tank mix Willowood Bentazon 4 with other registered products labeled for use in turfgrass. For example:

- Turflon® herbicide
- Image® 70 DG herbicide
- MSMA
- 2,4-D
- Atrazine

2/27

- mixes of 2,4-DP (dichlorprop) or 2,4-D, MCPP (mecoprop)

IMPORTANT: some of these products cannot be used on all turfgrass sites/species. Read and follow all labels. Follow the directions of the most restrictive label.

Prior to tank mixing and application, read and follow all labels of all tank mix partners. The most restrictive label must apply.

Tank mix Willowood Bentazon 4 with Segment® herbicide for treatment of fine fescue and centipedegrass species.

Applicators must determine the compatibility of tank mix partners prior to application. Applicators can use an anti-foaming agent if required.

Applicators must NOT use an oil additive or a surfactant with 2,4-DP; 2,4-D; or MCPP.

When making tank mixes other than those specified in this label, refer to local professional authorities. Also, test the tank mix in a small area and allow 7 - 10 days to ascertain potential damage prior to wider application.

**INSTRUCTIONS FOR ORNAMENTALS, NURSERY, NONCROPLAND SITES, ROADSIDES, AND RIGHTS-OF-WAY**

Treat the following ornamental species with Willowood Bentazon 4 as an over the top application:

- |   |   |
|---|---|
| Alumroot ( <i>Heuchera</i> spp.)                      | Holly, dwarf Chinese ( <i>Ilex cornuta</i> )        |
| Apple (nonbearing) ( <i>Malus</i> spp.)               | Holly, Japanese ( <i>Ilex crenata</i> )             |
| Arborvitae <sup>1</sup> ( <i>Thuja occidentalis</i> ) | Hydrangea ( <i>Hydrangea</i> spp.)                  |
| Barberry, Japanese ( <i>Berberis thunbergii</i> )     | Jasmine ( <i>Jasminum</i> spp.)                     |
| Boxwood ( <i>Buxus</i> spp.)                          | Lily, plantain ( <i>Hosta fortune</i> )             |
| Bugle, common ( <i>Ajuga</i> spp.)                    | Lilyturf ( <i>Liriope</i> spp.)                     |
| Butterfly bush ( <i>Buddleia davidii</i> )            | Lilyturf, big blue ( <i>Liriope muscari</i> )       |
| Cabbage ornamental ( <i>Brassica</i> spp.)            | Liriope, creeping ( <i>Liriope spicata</i> )        |
| Cape jasmine ( <i>Gardenia</i> spp.)                  | Marigold ( <i>Tagetes</i> spp.)                     |
| Chokeberry ( <i>Photinia</i> spp.)                    | Myrtle, wax ( <i>Myrica cerifera</i> )              |
| Coral bells ( <i>Heuchera</i> spp.)                   | Oak, red <sup>1</sup> ( <i>Quercus rubra</i> )      |
| Cotoneaster ( <i>Cotoneaster</i> spp.)                | Pachysandra ( <i>Pachysandra terminalis</i> )       |
| Crabapple ((nonbearing) <i>Malus</i> spp.)            | Petunia ( <i>Petunia hybrid</i> )                   |
| Crape myrtle ( <i>Lagerstroemia indica</i> )          | Photinia ( <i>Phontinia</i> spp.)                   |
| Cypress, bald ( <i>Taxodium distichum</i> )           | Pine, Mugo ( <i>Pinus mugo</i> )                    |
| Daylily ( <i>Hemerocallis</i> spp.)                   | Pine, white ( <i>Pinus strobus</i> )                |
| Dusty miller ( <i>Centaurea cineraria</i> )           | Pittosporum, Japanese ( <i>Pittosporum tobira</i> ) |
| Euonymus ( <i>Euonymus</i> spp.)                      | Snapdragon ( <i>Antirrhinum majus</i> )             |
| Gardenia, common ( <i>Gardenia</i> spp.)              | Yew ( <i>Taxus</i> spp.)                            |
| Golden-rain tree ( <i>Koelreuteria bipinnata</i> )    | Yew hybrids ( <i>Taxus x media</i> )                |
| Hawthorn, Indian ( <i>Raphiolepis indica</i> )        | Yew, Japanese ( <i>Taxus cuspidate</i> )            |
| Holly ( <i>Ilex</i> spp.)                             | Yew, Southern ( <i>Podocarpus macrophyllus</i> )    |
| Holly, Chinese ( <i>Ilex cornuta</i> )                |   |

<sup>1</sup> Do not exceed one application per growing season per crop.

Some species may display different levels of tolerance to an application of Willowood Bentazon 4. Make a test application of this product on a small number of plants of the species to which a wider application will be made, before wider application. Assess the effect of the application over 2 weeks before wider application.

NOTE: Do NOT use an oil concentrate with Willowood Bentazon 4 when making an over the top application in ornamentals.

Due to variation in application techniques and within species, the safety of this product for use on all nursery plants/ornamentals has not been completely determined under all conditions of growth. Applicators must therefore test a small area/a few plants in order to assess suitability of use prior to wider application.



When treating all other ornamental and landscape shrubs, trees, nursery plants and flowers not listed above, make a directed spray application with Willowood Bentazon 4 directed away from the foliage of desired plants.

Do not treat with this product as a directed spray over the roots or under the tree line of rhododendron or sycamore, or damage may result. Do not treat with this product if the risk of damage to rhododendron or sycamore is unacceptable.

Applications of this product may be made where grass vegetation needs to be maintained.

**Restrictions**

- Do not apply this product to ornamental or nursery plants that have been subject to stress conditions such as hail damage, flooding, drought, extreme heat, or widely fluctuating temperatures or crop injury may result.
- Do not apply Willowood Bentazon 4 if ornamental or nursery plants show injury (leaf phytotoxicity or plant stunting) produced by prior herbicide applications because this injury may be enhanced or prolonged.

**Tank Mixes**

**Willowood Bentazon 4 plus Segment® herbicide.**

In order to provide postemergence control of specified broadleaf weeds, annual and perennial grass weeds and yellow nutsedge, apply a combination of Willowood Bentazon 4 and Segment.

Make applications as a directed spray. Avoid ornamental plant foliage. If ornamental foliage or the foliage of a desirable plant comes into contact with the application solution, immediately wash the solution off.

Read and follow the label of all tank mix partners. The most restrictive label must apply.

**Willowood Bentazon 4 plus Tower® herbicide**

In order to control specified emerged broadleaf species (listed in this label) and yellow nutsedge, treat with a tank mix of Willowood Bentazon 4 plus Tower.

This combination will also provide preemergence control of grass and broadleaf species listed in the Tower label.

Make applications as a directed spray. Avoid ornamental plant foliage. If ornamental foliage or the foliage of a desirable plant comes into contact with the application solution, immediately wash the solution off.

Read and follow the label of all tank mix partners. The most restrictive label must apply.

**Other Tank Mixes**

This product may be tank mixed with other compatible products registered for use in ornamentals.

Make applications as a directed spray. Avoid ornamental plant foliage. If ornamental foliage or the foliage of a desirable plant comes into contact with the application solution, immediately wash the solution off.

Read and follow the label of all tank mix partners. The most restrictive label must apply.

When making tank mixes other than those specified in this label, test the tank mix in a small area and allow 5 - 7 days to ascertain potential damage prior to wider application.

**STORAGE AND DISPOSAL**

Do not contaminate water, food or feed by storage or disposal.

**PESTICIDE STORAGE:** Do not store at less than 32°F and do not allow product to freeze. Do not store or use near oxidizing agents.

**PESTICIDE DISPOSAL:** Wastes resulting from the use of this product may be disposed of on site or at an approved waste disposal facility.

**CONTAINER HANDLING:**

**Nonrefillable Container (five gallons or less):** Nonrefillable container. Do not reuse or refill this container. Triple rinse container (or equivalent) promptly after emptying. Triple rinse as follows: Empty

26/27

the remaining contents into application equipment or a mix tank and drain for 10 seconds after the flow begins to drip. Fill the container 1/4 full with water and recap. Shake for 10 seconds. Pour rinsate into application equipment or a mix tank or store rinsate for later use or disposal. Drain for 10 seconds after the flow begins to drip. Repeat this procedure two more times. Then offer for recycling if available or reconditioning if appropriate or puncture and dispose of in a sanitary landfill or by incineration.

**Nonrefillable Container (greater than five gallons):** Nonrefillable container. Do not reuse or refill this container. Clean container promptly after emptying. Triple rinse as follows: Empty the remaining contents into application equipment or a mix tank. Fill the container 1/4 full with water. Replace and tighten closures. Tip container on its side and roll it back and forth, ensuring at least one complete revolution, for 30 seconds. Stand the container on its end and tip it back and forth several times. Turn the container over onto its other end and tip it back and forth several times. Empty the rinsate into application equipment or a mix tank or store rinsate for later use or disposal. Repeat this procedure two more times. Then offer for recycling if available or reconditioning if appropriate or puncture and dispose of in a sanitary landfill or by incineration.

**CONDITION OF SALE AND LIMITATION OF WARRANTY AND LIABILITY**

**NOTICE:** Read the entire Directions for Use and Conditions of Sale and Limitation of Warranty and Liability before buying or using this product. If the terms are not acceptable, return the product at once, unopened, and the purchase price will be refunded.

The Directions for Use of this product must be followed carefully. It is impossible to eliminate all risks inherently associated with the use of this product. Ineffectiveness or other unintended consequences may result because of such factors as manner of use or application, weather, presence of other materials or other influencing factors in the use of the product, which are beyond the control of Willowood, LLC or Seller. To the extent consistent with applicable law, all such risks shall be assumed by Buyer and User, and Buyer and User agree to hold Willowood, LLC and Seller harmless for any claims relating to such factors.

Willowood, LLC warrants that this product conforms to the chemical description on the label and is reasonably fit for the purposes stated in the Directions for Use, subject to the inherent risks referred to above, when used in accordance with directions under normal use conditions. This warranty does not extend to the use of this product contrary to label instructions, or under abnormal conditions or under conditions not reasonably foreseeable to or beyond the control of Seller or Willowood, LLC, and Buyer and User assume the risk of any such use. **TO THE EXTENT CONSISTENT WITH APPLICABLE LAW, WILLOWOOD, LLC MAKES NO WARRANTIES OF MERCHANTABILITY OR OF FITNESS FOR A PARTICULAR PURPOSE NOR ANY OTHER EXPRESS OR IMPLIED WARRANTY EXCEPT AS STATED ABOVE.**

To the extent consistent with applicable law, neither Willowood, LLC nor Seller shall be liable for any incidental, consequential or special damages resulting from the use or handling of this product. **TO THE EXTENT CONSISTENT WITH APPLICABLE LAW, THE EXCLUSIVE REMEDY OF THE USER OR BUYER, AND THE EXCLUSIVE LIABILITY OF WILLOWOOD, LLC AND SELLER FOR ANY AND ALL CLAIMS, LOSSES, INJURIES OR DAMAGES (INCLUDING CLAIMS BASED ON BREACH OF WARRANTY, CONTRACT, NEGLIGENCE, TORT, STRICT LIABILITY OR OTHERWISE) RESULTING FROM THE USE OR HANDLING OF THIS PRODUCT, SHALL BE THE RETURN OF THE PURCHASE PRICE OF THE PRODUCT OR, AT THE ELECTION OF WILLOWOOD, LLC OR SELLER, THE REPLACEMENT OF THE PRODUCT.**

Willowood, LLC and Seller offer this product, and Buyer and User accept it, subject to the foregoing Conditions of Sale and Limitation of Warranty and Liability, which may not be modified except by written agreement signed by a duly authorized representative of Willowood, LLC.

Clarity, Distinct, Facet, Image, Lightning, Outlook, Paramount, Poast, Segment, Tower, Poast Plus, Pursuit, Raptor and Scepter are registered trademarks of BASF.  
Image is a registered trademark of Central Garden & Pet Company  
Flexstar and Reflex are registered trademarks of a Syngenta Group Company.  
Buctril and Liberty are registered trademarks of Bayer CropScience.  
Classic and Synchrony are registered trademarks of E.I. du Pont de Nemours and Co.

Cobra and Resource are registered trademarks of Valent USA Corp.  
FirstRate, Lorsban, Turflon and Stinger are registered trademarks of Dow AgroSciences LLC.  
Pounce is a registered trademark of the FMC Corporation.  
Roundup is a registered trademark of Monsanto.  
Londax, Storm and UltraBlazer are registered trademarks of United Phosphorus, Inc.

[EPA approval date]