



87290-51

3/10/2014

1/30

	U.S. ENVIRONMENTAL PROTECTION AGENCY Office of Pesticide Programs Registration Division (7505P) Ariel Rios Building 1200 Pennsylvania Ave., NW Washington, D.C. 20460	EPA Registration Number: 87290-51	Date of Issuance: MAR 10 2014
	NOTICE OF PESTICIDE: <input checked="" type="checkbox"/> Registration <input type="checkbox"/> Reregistration (under FIFRA, as amended)	Term of Issuance: Unconditional	
Name and Address of Registrant (include ZIP Code): Willowood, LLC c/o Pyxis Regulatory Consulting, Inc. 4110 136 th St NW Gig Harbor, WA 98332			
Note: Changes in labeling differing in substance from that accepted in connection with this registration must be submitted to and accepted by the Registration Division prior to use of the label in commerce. In any correspondence on this product always refer to the above EPA registration number.			
<p>On the basis of information furnished by the registrant, the above named pesticide is hereby registered/reregistered under the Federal Insecticide, Fungicide and Rodenticide Act. Registration is in no way to be construed as an endorsement or recommendation of this product by the Agency. In order to protect health and the environment, the Administrator, on his motion, may at any time suspend or cancel the registration of a pesticide in accordance with the Act. The acceptance of any name in connection with the registration of a product under this Act is not to be construed as giving the registrant a right to exclusive use of the name or to its use if it has been covered by others.</p> <p>This product is registered in accordance with FIFRA sec. 3 (c) (5). provided that you:</p> <ol style="list-style-type: none">1. Submit and/or cite all data required for the registration/ reregistration review of your product when the Agency requires all registrants of similar products to submit data; and submit acceptable responses required for reregistration of your product under FIFRA section 4.2. Change the EPA Registration Number to: "87290-51".3. Submit one (1) copy of the revised final printed label before the product is released for shipment. <p>If these conditions are not complied with, the registration will be subject to cancellation in accordance with FIFRA sec. 6(e). Your release for shipment of the product constitutes acceptance of these conditions.</p> <p>A stamped copy of the label is enclosed for your records.</p> <p>Enclosure</p>			
Signature of Approving Official:  Kathryn V. Montague, Product Manager 23 Herbicide Branch Registration Division (7505P)		Date: MAR 10 2014	

Willowood Dicamba 4

HERBICIDE FOR WEED CONTROL IN CORN, COTTON, SORGHUM, SOYBEAN, SMALL GRAINS, PASTURE, HAY, RANGELAND, FARMSTEAD (NON-CROPLAND), FALLOW, SUGARCANE, ASPARAGUS, TURF AND GRASS

ACTIVE INGREDIENT:

Dimethylamine salt of dicamba (3,6-dichloro-O-anisic acid)*50.2%

OTHER INGREDIENTS:.....49.8%

TOTAL: 100.0%

*This product contains 41.7% 3,6-dichloro-o-anisic acid (dicamba) or 4 pounds per gallon (480 g/L).

**KEEP OUT OF REACH OF CHILDREN
WARNING/AVISO**

Si usted no entiende la etiqueta, busque a alguien para que se la explique a usted en detalle. (If you do not understand the label, find someone to explain it to you in detail.)

FIRST AID	
IF IN EYES:	<ul style="list-style-type: none"> • Hold eye open and rinse slowly and gently with water for 15-20 minutes. • Remove contact lenses, if present after the first 5 minutes, then continue rinsing eye. • Call a poison control center or doctor for treatment advice.
IF SWALLOWED:	<ul style="list-style-type: none"> • Call a poison control center or doctor immediately for treatment advice. • Have person sip a glass of water if able to swallow. • Do not induce vomiting unless told to do so by a poison control center or doctor. • Do not give anything by mouth to an unconscious person.
IF ON SKN OR CLOTHING:	<ul style="list-style-type: none"> • Take off contaminated clothing. • Rinse skin immediately with plenty of water for 15-20 minutes. • Call a poison control center or doctor for treatment advice.
HOT LINE NUMBER	
<p>Have the product container or label with you when calling a poison control center or doctor, or going for treatment. For emergency information concerning this product, call the National Pesticides Information Center (NPIC) at 1-800-858-7378 seven days a week, 6:30 am to 4:30 pm Pacific Time or your poison control center at 1-800-222-1222.</p>	

PRECAUTIONARY STATEMENTS
HAZARDS TO HUMANS AND DOMESTIC ANIMALS
WARNING / AVISO

Causes substantial but temporary eye injury. Do not get in eyes, on skin, or on clothing. Harmful if swallowed. Avoid breathing spray mist.

EPA Reg. No. 87290-xx

EPA Est. No. XXXXX-XX-XXX

Manufactured for:
Willowood, LLC
1600 NW Garden Valley Blvd. #120
Roseburg, OR 97471

ACCEPTED

MAR 10 2014

Under the Federal Insecticide,
Fungicide, and Rodenticide Act,
7 U.S.C. 136, and Executive Order
13113, 1999.

87290-51

Net Contents:

PERSONAL PROTECTIVE EQUIPMENT (PPE)

Some materials that are chemical-resistant to this product are made of any waterproof material. If you want more options, follow the instructions for category A on an EPA chemical-resistance category selection chart:_____

All mixers, loaders, applicators and other handlers must wear:

- Long-sleeved shirt and long pants,
- Shoes plus socks,
- Goggles or faceshield, and
- Chemical-resistant gloves.

See engineering controls for additional requirements.

Discard clothing and other absorbent materials that have been drenched or heavily contaminated with this product's concentrate. Do not reuse them. Follow manufacturer's instructions for cleaning/maintaining PPE. If no such instructions for washables exist, use detergent and hot water. Keep and wash PPE separately from other laundry.

ENGINEERING CONTROLS STATEMENTS

Pilots must use an enclosed cockpit in a manner that meets the requirements listed in the Worker Protection Standard (WPS) for agricultural pesticides [40 CFR 170.240 (d) (4-6)].

When handlers use closed systems, enclosed cabs, or aircraft in a manner that meets the requirements listed in the Worker Protection Standard (WPS) for agricultural pesticides [40 CFR 170.240 (d) (4-6)], the handler PPE requirements may be reduced or modified as specified in the WPS.

USER SAFETY RECOMMENDATIONS

Users should:

- Wash hands before eating, drinking, chewing gum, using tobacco or using the toilet.
- Remove clothing/PPE immediately if pesticide gets inside. Then wash thoroughly and put on clean clothing.
- Remove PPE immediately after handling this product. Wash the outside of gloves before removing. As soon as possible, wash thoroughly and change into clean clothing.

ENVIRONMENTAL HAZARDS

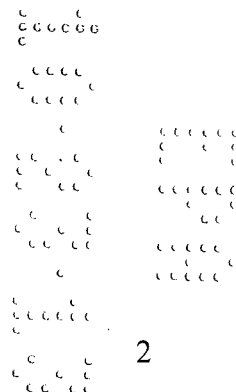
Do not apply directly to water, or to areas where surface water is present or to intertidal areas below the mean high water mark. Do not contaminate water when disposing of equipment washwaters or rinsate.

Apply this product only as directed on label.

DIRECTIONS FOR USE

It is a violation of Federal law to use this product in a manner inconsistent with its labeling.

Do not apply this product in a way that will contact workers or other persons, either directly or through drift. Only protected handlers may be in the area during application. For any requirements specific to your State or Tribe, consult the agency responsible for pesticide regulation.



AGRICULTURAL USE REQUIREMENTS

Use this product only in accordance with its labeling and with the Worker Protection Standard, 40 CFR part 170. This standard contains requirements for the protection of agricultural workers on farms, forests, nurseries, and greenhouses, and handlers of agricultural pesticides. It contains requirements for training, decontamination, notification, and emergency assistance. It also contains specific instructions and exceptions pertaining to the statements on this label about personal protective equipment (PPE), and restricted-entry interval. The requirements in this box only apply to uses of this product that are covered by the Worker Protection Standard.

Do not enter or allow worker entry into treated areas during the restricted entry interval (REI) of 24 hours.

PPE required for early entry to treated areas that is permitted under the Worker Protection Standard and that involves contact with anything that has been treated, such as plants, soil, or water is:

- Coveralls worn over short-sleeve shirt and short pants
- Chemical-resistant footwear plus socks
- Chemical-resistant gloves made of any waterproof material
- Chemical-resistant headgear for overhead exposure
- Protective eyewear

NON-AGRICULTURAL USE REQUIREMENTS

The requirements in this box apply to the uses of this product that are NOT within the scope of the Worker Protection Standard for agricultural pesticides (40 CFR Part 170). The WPS applies when this product is used to produce agricultural plants on farms, in nurseries, in forests, or in greenhouses.

Do not enter or allow others to enter the treated areas until the spray has dried.

Before applying Willowood Dicamba 4, read all directions and precautions appearing on the container label and in this booklet. Failure to follow all directions and precautions may result in unsatisfactory weed control, crop injury, or illegal residues.

PRODUCT INFORMATION

The following directions apply to all uses of Willowood Dicamba 4. Additional precautions and restrictions will be found in each specific use section.

Do not treat irrigation ditches or water used for crop irrigation or domestic uses.

Do not apply this product through any type of irrigation system.

Do not exceed the maximum single application rate of 2 pints (1.0 lb. a.i.) Willowood Dicamba 4 per application with no more than 2 applications per year.

MIXING AND APPLICATION

UNLESS OTHERWISE SPECIFIED UNDER THE INDIVIDUAL USE HEADINGS OF THIS BOOKLET, THE FOLLOWING DIRECTIONS APPLY TO ALL CROP AND NON-CROP USES OF WILLOWOOD DICAMBA 4. REFER TO INDIVIDUAL USE SECTIONS FOR ADDITIONAL PRECAUTIONS, RESTRICTIONS, APPLICATION RATES AND TIMINGS.

Willowood Dicamba 4 is a water-soluble formulation that can be applied using water or sprayable fluid fertilizer as the carrier. If a fluid fertilizer is to be used, a compatibility test (See COMPATIBILITY TEST) should be made prior to tank mixing.

Ground or aerial application equipment, which will give good spray coverage of weed foliage, should be used. HOWEVER, DO NOT USE AERIAL APPLICATION EQUIPMENT IF SPRAY PARTICLES CAN BE CARRIED BY WIND INTO AREAS WHERE SENSITIVE CROPS OR PLANTS ARE GROWING OR WHEN TEMPERATURE INVERSIONS EXIST.

Apply 3 to 50 gallons of diluted spray per treated acre when using ground application equipment or 1 to 10 gallons of diluted spray per treated acre (2 to 20 gallons of diluted spray per acre for preharvest uses) in a water-based carrier when using aerial application equipment. Use the higher level of the listed spray volumes when treating dense or tall vegetation. Use coarse sprays.

Select nozzles designed to produce minimal amounts of fine spray particles. Spray with nozzles as close to the weeds as is practical for good weed coverage.

To avoid uneven spray coverage, Willowood Dicamba 4 should not be applied during periods of gusty wind or when wind is in excess of 15 mph.

Avoid disturbing (e.g., cultivating or mowing) treated areas for at least 7 days following application.

BEST STEWARDSHIP PRACTICES

Willowood Dicamba 4 provides effective broadleaf weed and brush control when properly applied. Best stewardship practices in all mixing, loading, and application operations not only maximize weed control, but also protect ground and surface waters and minimize off-target movement.

This chemical is known to leach through the soil into ground water under certain conditions as a result of agricultural use. Use of this chemical in areas where soils are permeable, particularly where the water table is shallow, may result in groundwater contamination.

GROUND AND SURFACE WATERS PROTECTION

1) Point source contamination - To prevent point source contamination, do not mix, load this pesticide product within 50 feet of wells (including abandoned wells and drainage wells), sink holes, perennial or intermittent streams and rivers, and natural or impounded lakes and reservoirs. Do not apply pesticide product within 50 feet of wells. This setback does not apply to properly capped or plugged abandoned wells and does not apply to impervious pad or properly diked mixing/loading areas as de-scribed below.

Mixing, loading, rinsing, or washing operations performed within 50 feet of a well are allowed only when conducted on an impervious pad constructed to withstand the weight of the heaviest load that may be on or move across the pad. The pad must be self-contained to prevent surface water flow over or from the pad. The pad capacity must be maintained at 110% that of the largest pesticide container or application equipment used on the pad and have sufficient capacity to contain all product spills, equipment or container leaks, equipment wash waters, and rainwater that may fall on the pad. The containment capacity does not apply to vehicles delivering pesticide shipments to the mixing/loading site. States may have in effect additional requirements regarding wellhead setbacks and operational containment.

Care must be taken when using this product to prevent: a) back siphoning into wells, b) spills or c) improper disposal of excess pesticide, spray mixtures or rinsates. Check valves or anti-siphoning devices must be used on all mixing equipment.

2) Movement by surface runoff or through soil - Do not apply under conditions which favor runoff. Do not apply to impervious substrates such as paved or highly compacted surfaces in areas with high potential for ground water contamination. Ground water contamination may occur in areas where soils are permeable or coarse and ground water is near the surface. Do not apply to soils classified as sand with less than 3% organic matter and where ground water depth is shallow (less than 8 feet in Arizona). To minimize the possibility of ground water contamination, carefully follow application rate recommendations as affected by soil type in the **Product Information** section of this label.

3) Movement by water erosion of treated soil - Do not apply or incorporate this product through any type of irrigation equipment nor by flood or furrow irrigation. Ensure treated areas have received at least one-half inch rainfall (or irrigation) before using tailwater for subsequent irrigation of other fields.

SENSITIVE CROP PRECAUTIONS

Willowood Dicamba 4 may cause injury to desirable trees and plants, particularly beans, cotton, flowers, fruit trees, grapes, ornamentals, peas, potatoes, soybeans, sunflowers, tobacco, tomatoes, and other broadleaf plants when contacting their roots, stems or foliage. These plants are most sensitive to Willowood Dicamba 4 during their development or growing stage. FOLLOW THE PRECAUTIONS LISTED BELOW WHEN USING WILLOWOOD DICAMBA 4.

- Do not treat areas where either possible downward movement into the soil or surface washing may cause contact of Willowood Dicamba 4 with the roots of desirable plants such as trees and shrubs.
- Avoid making applications when air currents may carry spray particles to areas where sensitive crops and plants are growing, or when temperature inversions exist. Do not spray near sensitive plants if wind is gusty or in excess of 5

mph and moving in the direction of adjacent sensitive crops. Leave an adequate buffer zone between area to be treated and sensitive plants. Coarse sprays are less likely to drift out of the target area than fine sprays.

- Use coarse sprays to avoid potential herbicide drift. Select nozzles, which are designed to produce minimal amounts of fine spray particles. Examples of nozzles designed to produce coarse sprays via ground application are Delavan Rain-drops, Spraying Systems XR flat fans, or large capacity flood nozzles such as D10, TK10, or greater capacity tips. Keep the spray pressure at or below 20 psi and the spray volume at or above 20 GPA, unless otherwise required by the manufacturer of drift-reducing nozzles. Consult your spray nozzle supplier concerning the choice of drift-reducing nozzles.
- Agriculturally approved drift-reducing additives may be used.
- Do not apply Willowood Dicamba 4 adjacent to sensitive crops when the temperature on the day of application is expected to exceed 85°F as drift is more likely to occur.
- To avoid injury to desirable plants, equipment used to apply Willowood Dicamba 4 should be thoroughly cleaned (See PROCEDURE FOR CLEANING SPRAY EQUIPMENT) before reusing to apply any other chemicals.

All crop uses of Willowood Dicamba 4 are intended for a normal growing interval between planting and harvest. No crop rotation restrictions exist if normal harvest of treated crop has occurred. If this interval is shortened, such as in cover crops that will be plowed under, do not follow up with the planting of a sensitive crop.

Crops growing under stress conditions such as drought, poor fertility, or foliar damage due to hail, wind or insects, can exhibit various injury symptoms that may be more pronounced if herbicides are applied.

Consult your local or state authorities for possible application restrictions and advice concerning these and other special local use situations. Tank mix recommendations are for use only in states where the tank mix product and application site are registered.

BAND TREATMENTS

Willowood Dicamba 4 may be applied as a band treatment. Use the formulas below to determine the appropriate rate and volume per treated acre.

$$\frac{\text{Band width in inches}}{\text{Row width in inches}} \times \text{Broadcast RATE per treated acre} = \text{Band RATE per treated acre}$$

$$\frac{\text{Band width in inches}}{\text{Row width in inches}} \times \text{Broadcast VOLUME per treated acre} = \text{Band VOLUME per treated acre}$$

COMPATIBILITY TEST

Before mixing in the spray tank, it is advisable to test compatibility by mixing all components in a small container in proportion-ate quantities (see following table).

Amount of Herbicide to Add to One Pint of Spray Carrier (Assuming Volume is 25 Gallons per Acre)

HERBICIDE FORMULATIONS	RATE PER ACRE	LEVEL TEASPOONS
Dry	1lb.	1 1/2
Liquid	1 pt.	1/2

If herbicide(s) do not ball-up or form flakes, sludge, gels, oily films or layers, or other precipitates, then the tested spray mix is compatible. Usually, incompatibility in any of the above-described forms will occur with 5 minutes after mixing.

If components are incompatible, the use of a compatibility agent is recommended. Rerun the above COMPATIBILITY TEST with a suitable compatibility agent (1/4 teaspoon is equivalent to 2 pints per 100 gallons of fluid fertilizer).

PROCEDURE FOR CLEANING SPRAY EQUIPMENT

The steps listed below are suggested for thorough cleaning of spray equipment following applications of Willowood Dicamba 4 or tank mixes of Willowood Dicamba 4 or tank mixes of Willowood Dicamba 4 plus 2,4-D amine.

- 1) Hose down thoroughly the inside as well as outside surfaces of equipment while filling the spray tank half full of water. Flush by operating sprayer until the system is purged of the rinse water.
- 2) Fill tank with water while adding 1 quart of household ammonia for every 25 gallons of water. Operate the pump to circulate the ammonia solution through the sprayer system for 15 to 20 minutes and discharge a small amount of the ammonia solution through the boom and nozzles. Let the solution stand for several hours, preferably overnight.

3) Flush the solution out of the spray tank through the boom.

4) Remove the nozzles and screens and flush the system with two full tanks of water.

The steps listed below are suggested for thorough cleaning of spray equipment used to apply Willowood Dicamba 4 as a tank mix with wettable powders (WP), emulsifiable concentrates (EC), or other types of water-dispersible formulations. Willowood Dicamba 4 tank mixes with water-dispersible formulations require the use of a water/detergent rinse.

5) Complete step 1.

6) Fill tank with water while adding 2 lbs. of detergent for every 40 gallons of water. Operate the pump to circulate the detergent solution through the sprayer system for 5 to 10 minutes and discharge a small amount of the solution through the boom and nozzles. Let the solution stand for several hours, preferably overnight.

7) Flush the detergent solution out of the spray tank through the boom.

8) Repeat step 1, and follow with steps 2, 3 and 4.

WEED LIST

This is a general list of weeds which may be treated with Willowood Dicamba 4 in accordance with this label as recommended under the rates and timing sections of the Individual Use headings. Proper usage of this product will give control or growth suppression of many ANNUAL, BIENNIAL, and PERENNIAL broadleaf weeds, and many WOODY brush and vine species including:

ANNUAL			
Amaranth, Spiny (Spiny Pigweed)	Evening Primrose, Cutleaf	Pennycress, Field (Fanweed, Frenchweed, Stinkweed)	Sicklepod
Aster, Slender	Fleabane, Annual	Pepperweed, Virginia (Peppergrass)	Sida, Prickly (Teaweed)
Bedstraw	Goosefoot, Nettleleaf	Pigweed, Prostrate	Smartweed, Green
Beggarweed, Florida	Henbit	Pigweed, Redroot (Carelessweed)	Smartweed, Pennsylvania
Broomweed, Common	Jimsonweed	Pigweed, Rough	Sneezeweed, Bitter
Buckwheat, Wild	Knotweed	Pigweed, Smooth	Sowthistle, Annual
Buffalobur	Kochia	Pigweed (triazine resistant)	Sowthistle, Spiny
Burclover, California	Ladysthumb	Pigweed, Tumble	Spikeweed, Common
Burcucumber	Lambsquarters Common	Poorjoe	Spurge, Prostrate
Buttercup, Roughseed	Lambsquarters (triazine resistant)	Puncturevine	Spurry, Corn
Carpetweed	Lettuce, Prickly	Purslane, Common	Starbur, Bristly
Catchfly, Nightflowering	Mallow, Common	Ragweed, Common	Sumpweed, Rough
Chamomile, Corn	Mallow, Venice	Ragweed, Giant (Buffaloweed)	Sunflower, Common (Wild)
Chickweed, Common	Mare's Tail (Horseweed)	Ragweed, Lance-Leaf	Sunflower, Volunteer
Clovers (Annual)	Mayweed	Rubberweed, bitter (Bitterweed)	Thistle, Russian
Cockle, Corn	Morning-glory, Ivyleaf	Sesbania, Hemp	Velvetleaf
Cockle, Cow	Morning-glory, Tall	Shepherdspurse	Waterhemp
Cocklebur, Common	Mustard, Tansy		Waterprimrose, Winged
Croton, Tropic	Mustard, Wild		Wormwood, Annual
Croton, Woolly	Mustard (Yellowtops)		
Daisy, English	Nightshade, Black		

BIENNIALS			
Burdock, Common Carrot, Wild (Queen Anne's Lace) Cockle, White Evening Primrose, Common	Geranium, Carolina Gromwell Knapweed, Diffuse Knapweed, Spotted Mallow, Dwarf	Plantain, Bracted Ragwort, Tansy Starthistle, Yellow Sweetclover Teasel	Thistle, Bull Thistle, Milk Thistle, Musk Thistle, Plumeless
PERENNIALS			
*Alfalfa Artichoke, Jerusalem Aster, Spiny Aster, White heath Bedstraw, Smooth Bindweed, Field Bindweed, Hedge Blueweed, Texas *Bursage, (Bur Ragweed, Lakeweed, Povertyweed) Buttercup, Tall Campion, Bladder Chickweed, Field Chickweed (Mouseear, Canada) Chicory *Clover, Hop *Dandelion, Common	*Dock Broadleaf (Bitterdock) *Dock, Curly Dogbane, Hemp *Dogfennel (Cypressweed) Fern, Bracken Garlic, Wild Goldenrod, Canada Goldenrod, Missouri Goldenweed, Common Hawkweed Henbane, Black Horsenettle, Carolina Ironweed Knapweed, Black Knapweed, Russian Milkweed, Climbing Milkweed, Common Milkweed, Honeyvine	Milkweed, Western Whorled Nettle, Stinging Nightshade, Silverleaf (White Horsenettle) Onion, Wild *Plantain, Broadleaf *Plantain, Buckhorn Pokeweed Ragweed, Western Redvine Sericia Lespedeza Smartweed, Swamp Snakeweed, Broom *Sorrel, Red (Sheep Sorrel) Sowthistle Sowthistle, Perennial Spurge, Leafy	Sundrop, Halfshrub (Evening Primrose) Thistle, Canada Toadflax, Dalmation Tropical Soda Apple Trumpet creeper (Buckvine) Vetch Waterhemlock Waterprimrose, Creeping *Woodsorrel, Creeping Common Yellow Wormwood, Common Wormwood, Louisiana *Yankee weed Yarrow, Common

*Noted perennials may be controlled using Willowood Dicamba 4 at rates lower than those recommended for other listed perennial weeds. (See application rates and timing sections in this label.)

WOODY			
Alder Ash Aspen Basswood Beech Birch *Blackberry *Blackgum *Cedar Cherry Chinquapin Cottonwood *Creosotebush Cucumbertree	*Dewberry *Dogwood Elm Grape *Hawthorn (Thornapple) Hemlock Hickory Honeylocust Honeysuckle Hornbeam Huckleberry Huisache Ivy, Poison Kudzu	Locust, Black Maple Mesquite Oak Oak, Poison Olive, Russian Persimmon, Eastern Pine *Plum, Sand (Wild Plum) Poplar Rabbitbrush *Redcedar, Eastern *Rose, McCartney *Rose, Multiflora	Sagebrush, Fringed Sassafras Serviceberry Spicebush Spruce Sumac *Sweetgum Sycamore Tarbush Willow Witch hazel *Yaupon *Yucca

*Growth suppression

FIELD, SEED*, POPCORN* AND SILAGE CORN

Observe all precautions, mixing, and application instructions as well as the following:

* Do not apply Willowood Dicamba 4 to seed corn or popcorn without first verifying with your local seed corn company (supplier) the Dicamba selectivity on your inbred line or variety of popcorn. This precaution will help avoid potential injury of sensitive varieties.

Willowood Dicamba 4 is not registered for use on sweet corn.

Direct contact of Willowood Dicamba 4 with corn seed must be avoided. If corn seeds are less than 1 1/2 inches below the surface, delay application until corn has emerged.

Up to 2 applications of Willowood Dicamba 4 may be made during a growing season. Do not exceed a total of 1 1/2 pints of Willowood Dicamba 4 per treated acre per crop year. Allow two weeks or more between applications of Willowood Dicamba 4. See appropriate section for rate information. For combination options or sequential treatments, refer to appropriate section.

Applications of Willowood Dicamba 4 to corn during periods of rapid growth may result in temporary leaning. Corn will usually become erect within 3 to 7 days. Cultivation should be delayed until after corn is growing normally to avoid breakage.

Agriculturally approved surfactants or sprayable fertilizers (1/2 to 1 gallon per acre of 28%, 30% or 32% urea ammonium nitrate or 2.5 pounds per acre spray grade ammonium sulfate) may be added to the spray mixture to improve postemergence weed control, particularly in dry growing conditions.

Do not use adjuvants containing penetrants such as petroleum-based oils after crop emergence or crop injury may result. Corn may be harvested or grazed for feed once the crop has reached the ensilage (milk) stage or later in maturity.

Several synthetic pyrethroid insecticides are labeled for tank mix applications of dicamba. Refer to their label for specific recommendations.

WEEDS CONTROLLED

Willowood Dicamba 4 will control many ANNUAL broadleaf weeds or give growth suppression of many PERENNIAL broadleaf weeds commonly found in corn. (Refer to the WEED LIST).

For best performance, make application when weeds have emerged and are actively growing.

Preemergence control of cocklebur, velvetleaf, and jimsonweed may be reduced if conditions such as low temperature or lack of soil moisture cause delayed or deep germination of weeds.

PREPLANT/PREEMERGENCE IN NO-TILLAGE CORN

Applications of Willowood Dicamba 4 may be made before, during, or after planting to emerged and actively growing broadleaf weeds. Apply Willowood Dicamba 4 at 1 pint per treated acre on medium or fine textured soils containing 2% or greater organic matter. Use 1/2 pint per treated acre on coarse textured soils (sand, sandy loam, and loamy sand) or medium and fine textured soils with less than 2% organic matter.

When planting into a legume sod (e.g., alfalfa or clover), apply Willowood Dicamba 4 after 4 to 6 inches of regrowth has occurred.

PREEMERGENCE IN CONVENTIONAL OR REDUCED TILLAGE CORN

Willowood Dicamba 4 may be applied after planting and prior to corn emergence. Application at 1 pint per treated acre may be made to medium or fine textured soils, which contain 2% or greater organic matter. DO NOT apply to coarse textured soils (sand, sandy loam, and loamy sand) until after crop emergence (see Early Postemergence uses below).

Preemergence application of Willowood Dicamba 4 does not require mechanical incorporation to become active. A shallow mechanical incorporation is recommended if application is not followed by adequate rainfall or sprinkler irrigation. Avoid tillage equipment (e.g., drags, harrows) which concentrates treated soil over seed furrow.

EARLY POSTEMERGENCE (ALL TILLAGE SYSTEMS)

(Spike through 8-inch tall corn)

Willowood Dicamba 4 at 1 pint per treated acre may be applied during the period from corn emergence through the five leaf stage or 8 inches tall, whichever comes first. Reduce the rate to 1/2 pint per treated acre if corn is growing on coarse textured soils (sand, sandy loam, and loamy sand). See LATE POSTEMERGENCE APPLICATIONS given below if the 6th true leaf is emerging from whorl or corn is greater than 8 inches tall.

LATE POSTEMERGENCE (ALL TILLAGE SYSTEMS)

(8 to 36 inch tall corn)

Application of Willowood Dicamba 4 at 1 1/2 pint per treated acre may be made from 8 to 36 inch tall corn or 15 days before tassel emergence, whichever comes first. For best performance, make applications when weeds are less than 3 inches tall.

Make directed spray application when (1) corn leaves prevent proper spray coverage; (2) sensitive crops are growing nearby; (3) tank mixing with 2,4-D.

DO NOT apply Willowood Dicamba 4 when soybeans are growing nearby if any of these conditions exist:

- corn is more than 24 inches tall
- soybeans are more than 10 inches tall
- soybeans have begun to bloom

OVERLAY (SEQUENTIAL) TREATMENTS

Willowood Dicamba 4 may be applied to ground previously treated with one or more of the following herbicides registered for use in corn:

acetochlor	glyphosate
alachlor (Lasso®, Lasso MT®, Partner®)	halosulfuron (Battalion®, Permit®, Lariat®)
atrazine	metolachlor
Broadstrike®	paraquat
butylate (Sutan®)	pendimethalin
dimethenamid (Frontier®)	propachlor (Ramrod®)
EPTC	simazine

Apply Willowood Dicamba 4 at 1/2 pint per treated acre to ground previously treated with full rates of Clarity or Marksman herbicides. Allow at least 2 weeks between applications.

READ AND FOLLOW LABEL DIRECTIONS FOR EACH OF THE ABOVE PRODUCTS.

TANK MIX TREATMENTS FOR CORN

Willowood Dicamba 4 may be tank mixed with one or more of the following herbicides for control of grasses or additional broadleaf weeds. Read and follow the label of each tank mix product used for precautionary statements, directions for use, rates and timings, and other restrictions.

RATES AND TIMINGS					
Willowood Dicamba 4 Plus	Preplant/ Preemergent (No Tillage Corn)	Pre-emergent (Conventional or Reduced Tillage Corn)	Early Post-Emergent (All Tillage Systems)	Late Post-Emergent (All Tillage Systems)	Additional Directions
Accent® (nicosulfuron)	-	-	1/2-1 oz a.i./A	1/2-1 oz a.i./A (To improve spray coverage of weeds and reduce risk of corn injury, use drop pipes to direct spray beneath corn leaves when corn is greater than 8 inches tall)	Application may be made to emerged weeds before corn is greater than 24 inches tall. Use non-ionic surfactant at .25% (v/v) with this tank mixture.
Atrazine	1 1/4-2 lbs a.i./A	1 1/4 -2 lbs a.i./A	1 1/4-2 lbs. a.i./A Crop oil concentrates may be used with this mixture if corn is 5 inches or less in height.	1 1/4-2 lbs. a.i./A Do not apply if corn is greater than 12 inches tall.	Application may be made before grasses are 1 1/2" tall. Follow all state and Federal restrictions pertaining to atrazine applications.
Beacon® (primisulfuron)	-	-	0.31-0.62 oz a.i./A	0.31-0.62 oz a.i./A (To improve spray coverage of weeds and reduce risk of corn injury, use drop pipes to direct spray beneath corn leaves when corn is greater than 8 inches tall)	Application may be made to emerged weeds when corn is 4 to 24 inches tall. Use non-ionic surfactant at 25% (v/v) with this tank mixture.
Metolachlor	1 1/2-3 lbs a.i./A	1 1/2-3 lbs a.i./A (Use only on fine or medium textured soils with 2 1/2% or greater organic matter.)	1 1/2-3 lbs. a.i./A	-	Application may be made before grasses reach the 2 leaf stage and before corn is greater than 3 inches tall.

RATES AND TIMINGS

Willowood Dicamba 4 Plus	Preplant/ Preemergent (No Tillage Corn)	Pre-emergent (Conventional or Reduced Tillage Corn)	Early Post-Emergent (All Tillage Systems)	Late Post-Emergent (All Tillage Systems)	Additional Directions
Frontier® (dimethenamid)	13-25 fl oz/A	13-25 fl oz/A (Use only on fine or medium textured soils with 2.5% or greater organic matter.)	13-25 fl. oz./A	-	Application may be made up to 8-inch tall corn. This treatment must be combined with a herbicide that provides post-emergence control of grass weeds if they are greater than 1 inch tall at the time of application.
Frontier® 6.0 (dimethenamid)	16-32 fl oz/A	16-32 fl oz/A (Use only on fine or medium textured soils with 2.5% or greater organic matter.)	-	-	Application may be made up to 8 inch tall corn. This treatment must be combined with a herbicide that provides post-emergence control of grass weeds if they are greater than 1 inch tall at the time of application.
Paraquat	1/4-1 lb a.i./A	1/4-1 lb a.i./A	-	-	Application may be made to emerged weeds but prior to corn emergence.
Acetochlor	1 1/2-3 lbs a.i./A	1 1/2-3 lbs a.i./A (Use only on fine textured soils with greater than 2.5% organic matter)	-	-	Application should be made prior to corn emergence.
Lasso® (alachlor)	1 1/2-4 lbs a.i./A	1 1/2-4 lbs a.i./A (Use only on fine textured soils with greater than 2.5% organic matter.)	1 1/2-4 lbs a.i./A	-	Application may be made before grasses reach the 2 leaf stage and before corn is greater than 3 inches tall. If microencapsulated forms of alachlor are used (Lasso MT Partner), applications must be made prior to grass emergence.
Simazine	2.0-3.0 lbs a.i./A	2.0-3.0 lbs a.i./A	-	-	Application may be made prior to corn or weed emergence.
Pendimethalin	-	3/4-1 1/2 lbs a.i./A (Use only on fine or medium textured soils with 2 1/2% or greater organic matter.)	3/4-1 1/2 lbs a.i./A	-	Application may be made immediately after planting but prior to weed emergence. Corn should not be beyond the 2 leaf stage of growth.
Glyphosate	1.0-3.0 lbs a.i./A	1.0-3.0 lbs a.i./A	-	-	Application may be made to emerged weeds but prior to corn emergence.

12/30

RATES AND TIMINGS					
Willowood Dicamba 4 Plus	Preplant/ Preemergent (No Tillage Corn)	Pre-emergent (Conventional or Reduced Tillage Corn)	Early Post-Emergent (All Tillage Systems)	Late Post-Emergent (All Tillage Systems)	Additional Directions
Clopyralid	-	-	0.035-0.07 lb a.i./A	0.035-0.07 lb a.i./A	Application may be made any time after corn emergence through 24 inch tall corn. Use drop nozzles to direct spray after corn exceeds the 8 inch stage. Apply when the majority of the thistle-plants have emerged and are at least 4 inches in height, but before bud stage. Use higher rates listed for stand reduction or larger thistle plants or heavier infestations. Lower rates listed may provide seasonal thistle suppression only.
Tough® (pyridate)	-	-	0.47 lb a.i./A	0.47 lb a.i./A	Application may be made to emerged, actively growing weeds. Directed applications are recommended when corn is large enough to prevent proper spray coverage.
2,4-D	1/4-1/2 lb a.i./A	1/4-1/2 lb a.i./A	Not recommended	1/8 lb a.i./A	Drop pipes are to be used when corn height is 8 inches or greater. Keeping the spray off the corn leaves and out of the whorl will reduce the likelihood of crop injury and improve spray coverage of weed foliage.

COTTON EXCEPT CALIFORNIA

PREPLANT APPLICATION: Apply up to 8 fluid ounces of Willowood Dicamba 4 per acre to control emerged broadleaf weeds prior to planting cotton in conventional or conservation tillage systems.

For best performance, apply Willowood Dicamba 4 when weeds are in the 2 - 4 leaf stage and rosettes are less than 2" across.

Following application of Willowood Dicamba 4 and a minimum accumulation of 1" of rainfall or overhead irrigation, a waiting interval of 21 days is required per 8 fluid ounces per acre or less. These intervals must be observed prior to planting cotton.

Do not apply preplant to cotton west of the Rockies.

Do not make Willowood Dicamba 4 preplant applications to geographic areas with average annual rainfall less than 25".

If applying a spring preplant treatment following application of a fall preplant (postharvest) treatment, then the combination of both treatments may not exceed 2 pounds acid equivalent per acre.

COTTON TANK MIXES

For control of grasses or additional broadleaf weeds, Willowood Dicamba 4 may be tank mixed with prometryn, paraquat, and glyphosate herbicides.

S

SORGHUM (MILO)

Observe all precautions, including the reference to crops growing under stress.

Read and follow mixing and application instructions.

Applications of Willowood Dicamba 4 to sorghum during periods of rapid growth may result in temporary leaning of plants or rolling of leaves. These effects are usually outgrown within 10 to 14 days.

Do not graze or feed treated sorghum forage or silage prior to mature grain stage. If sorghum is grown for pasture or hay, refer to the pasture use section of this label. Do not apply Willowood Dicamba 4 to sorghum grown for seed production.

Make no more than one application per growing season.

WEEDS CONTROLLED

Willowood Dicamba 4, when applied at the recommended rate for sorghum, will control many actively growing ANNUAL broadleaf weeds and will reduce competition from established PERENNIAL broadleaf weeds as well as control their seedlings. (Refer to WEED LIST).

RATES AND TIMINGS

Willowood Dicamba 4 may be applied to emerged and actively growing weeds at least 15 days prior to planting. Postemergence application of Willowood Dicamba 4 must be made after sorghum is in the spike stage (all sorghum emerged) but before sorghum is 15 inches tall. For best performance, make applications when sorghum is in the 3 to 5 leaf stage and weeds are small (less than 3 inches tall). Use drop pipes (drop nozzles) if sorghum is taller than 8 inches. Keeping the spray off the sorghum leaves and out of the whorl will reduce the likelihood of crop injury and improve spray coverage of weed foliage.

Broadcast rate per treated acre:

1/2 pint (1/4 lb. a.i.)

TANK MIX TREATMENTS**Willowood Dicamba 4 plus Atrazine:**

For improved control of emerged, actively growing broadleaf weeds including triazine resistant species and added suppression of perennial broadleaf weeds, tank mix 1/2 pint Willowood Dicamba 4 with 0.5 to 1.25 lbs. a.i. atrazine per treated acre. For control of grasses (less than 1.5 inches tall), tank mix 1/2 pint Willowood Dicamba 4 with 2 lbs. a.i. atrazine per treated acre. For best performance and minimal crop injury, make application when sorghum is 3-8 inches tall and when broadleaf weeds are small (less than 6 inches tall). Application of atrazine must be made before sorghum is beyond 12 inches tall. The atrazine rate will depend upon soil texture and length of residual weed control desired. Follow all state and Federal restrictions pertaining to atrazine applications.

Willowood Dicamba 4 plus bromoxynil:

For improved control of broadleaf weeds, tank mix 1/2 pint Willowood Dicamba 4 with 1 - 1 1/2 pint bromoxynil herbicide per treated acre. Make application at 4 leaf to 15-inch tall sorghum. Use drop nozzles to direct spray beneath sorghum leaves when sorghum is greater than 8 inches tall.

READ AND FOLLOW THE LABEL OF EACH TANK MIX PRODUCT USED FOR PRECAUTIONARY STATEMENTS, DIRECTIONS FOR USE, APPLICATION RATES AND TIMINGS, AND OTHER RESTRICTIONS.

OVERLAY (SEQUENTIAL) TREATMENTS

Willowood Dicamba 4 may be applied to ground previously treated with one or more of the following herbicides:

Herbicide	Maximum Rate Per Treated Acre (lbs. a.i.)
alachlor (Lasso®) (Screen® - treated seed)	4
atrazine ¹	2.5
metolachlor	2.5
propachlor (Ramrod®)	5

¹ Maximum use rate for atrazine is determined by soil type, tillage practices used, surface residue, and state or local restrictions. Follow the more restrictive requirements when determining the maximum use rate for atrazine.

PREHARVEST USES

FOR USE ONLY IN THE STATES OF TEXAS AND OKLAHOMA

Willowood Dicamba 4 may be applied for weed suppression any time after the sorghum has reached the soft dough stage. An agriculturally approved surfactant may be used to improve performance. For aerial applications use at least 2 gallons of water-based carrier per treated acre.

Delay harvest until 30 days after treatment.

Broadcast rate per treated acre:

1/2 pint (1/4 lb. a.i.)

SMALL GRAINS (WHEAT, BARLEY AND OATS) NOT UNDERSEEDED TO LEGUMES

IMPORTANT

Observe all precautions. Read and follow cleaning, mixing and application instructions.

If small grains are used for pasture or hay, the following restrictions apply:

- Animals cannot be removed from treated area for slaughter prior to 30 days after last application.
- There is no waiting period between treatment and grazing for non-lactating dairy animals.
- Treated areas may not be grazed by lactating dairy animals before 7 days after treatment.
- Do not harvest hay from treated areas before 37 days after treatment.

NOTE: Observe all precautions and restrictions on the labels of products used in tank mix treatments.

WEEDS CONTROLLED

Willowood Dicamba 4 or combinations with listed tank mix partners will provide control or suppression of the annual broadleaf weeds listed below. For improved control of listed weeds, it is recommended that Willowood Dicamba 4 be applied in a tank mix with other herbicides. Refer to specific crop for tank mix options.

Alkanet ¹	Knawel (German Moss)	Pigweed, Tumble
Bedstraw, Catchweed ¹	Knotweed, Prostrate	Pineappleweed ¹
Bindweed, Field ²	Kochia	Plantain, Broadleaf ²
Buckwheat Tartary	Ladysthumb	Poppy, Red Horned ¹
Buckwheat, Wild	Lambsquarters, Common	Puncturevine ¹
Carpetweed ¹	Lettuce, Miners ¹	Purslane, Common
Chamomile, Corn	Lettuce, Prickly	Radish, Wild ¹
Chervil, Bur ¹	Mallow, Common	Ragweed, Common
Chickweed, Common ¹	Mayweed, Chamomile	Ragweed, Giant
Cockle, Corn	(Dogfennel) ¹	(Buffaloweed) ¹
Cockle, Cow	Mustard, Blue	Rocket, London ¹
Cocklebur, Common	(Purple) ¹	Rocket, Yellow ¹
Cornflower	Mustard, Tansy	Salsify (Goatsbeard) ¹
(Bachelorbutton) ¹	Mustard Treacle ¹	Shepherdspurse ¹
Dandelion, Common ²	Mustard, Tumble	Smartweed, Green
Dock, Curly ²	(Jim Hill) ¹	Smartweed, Pennsylvania
Dragonhead, American ¹	Mustard, Wild ¹	Sorrel, Red
Evening Primrose,	Nightshade, Black	(Sheep Sorrel) ¹
Cutleaf ¹	Nightshade, Cutleaf ¹	Sowthistle, Annual
Falseflax, Smallseeded ¹	Nightshade Silverleaf ²	Starthistle, Yellow ¹
Fiddleneck, (Tarweed) ¹	(White Horsenettle)	Sunflower, Common (Wild)
Flixweed ¹	Pennycress, Field	Thistle, Canada ²
Fumitory ¹	(Fanweed, Frenchweed,	Thistle, Russian
Gromwell, Corn ¹	Stinkweed)	Velvetleaf
Groundsel, Common ¹	Pepperweed, Peppergrass ¹	Vetch ¹
Hempnettle ¹	Pigweed, Redroot	Yarrow, Common ²
Henbit	(Carelessweed)	
Jacobs Ladder ¹	Pigweed, Rough	

¹ These weeds will be controlled with Willowood Dicamba 4 tank mixtures. Refer to tank mix label for specific weeds controlled.

² Willowood Dicamba 4 tank mixes will provide suppression of established broadleaf weeds and control their seedlings.

RATES AND TIMINGS

Application of Willowood Dicamba 4 may be made before, during or after planting small grains. For best performance, make applications when weeds are in the 2-3 leaf stage and rosettes are less than 2 inches across. Application of Willowood Dicamba 4 to small grains during periods of rapid growth may result in crop leaning. This condition is temporary and will not reduce crop yields.

Use Willowood Dicamba 4 at 2 to 4 fluid ounces per treated acre in wheat, fall seeded barley, and oats, and at 2 to 3 fluid ounces per treated acre in spring seeded barley. Use the higher level of listed rate ranges when treating difficult to control weeds such as kochia, wild buckwheat, cow cockle, prostrate knotweed, Russian thistle, and prickly lettuce or when dense vegetative growth occurs.

Willowood Dicamba 4 used in a tank mix with other herbicides offers the best spectrum of weed control and herbicide tolerant or resistant weed management. Refer to specific crop for Willowood Dicamba 4 rate and application timing.

For applications prior to the emergence of weeds or when sulfonylurea resistant weeds are present or suspected, use a minimum of 3 fluid ounces per treated acre of Willowood Dicamba 4 with a tank mix herbicide. Non-sulfonylurea herbicides such as 2,4-D or MCPA tank mixed with Willowood Dicamba 4 will offer more consistent control of sulfonylurea resistant weeds.

When tank mixing with sulfonylurea herbicides, such as Ally®, Amber®, Express®, Finesse®, Glean® and Harmony® Extra, use an agriculturally approved surfactant of at least 80% active ingredient at the rate of 1-4 pints/100 gallons of spray or not more than 0.25-0.5% by volume. Use the highest rate of surfactant when using the lower rate ranges of the tank mix and/or when treating more mature and difficult to control weeds or dense vegetative growth.

FALL AND SPRING SEEDED WHEAT

WILLOWOOD DICAMBA 4 MUST BE APPLIED TO FALL SEEDED WHEAT PRIOR TO THE JOINTING STAGE. APPLICATIONS TO SPRING SEEDED WHEAT MUST BE MADE BEFORE WHEAT REACHES THE 6 LEAF STAGE.

NOTE: Early developing wheat varieties such as TAM 107, MADISON, or WAKEFIELD must receive application between early tillering and the jointing stage. Care should be taken in staging these varieties to be certain that the application occurs prior to the jointing stage.

TANK MIX TREATMENTS

Willowood Dicamba 4 may be tank mixed with one or more of the following herbicides. Read and follow the label of each tank mix product used for precautionary statements, directions for use, weeds controlled, geographic and other restrictions.

Broadcast rate per treated acre:

Apply 2-4 fluid ounces Willowood Dicamba 4 with:

Product	Active Ingredient	Formulation	Amount of Product Per Acre
2,4-D Amine or Ester	2,4-D	4 lb/gal	8-12 fluid oz (0.25-0.375 lb a.i./A) ¹
MCPA Amine or Ester	MCPA	4 lb/gal	8-12 fluid oz (0.25-0.375 lb a.i./A) ¹
Ally®	metsulfuron-methyl	60% DF	1/10 oz
Amber®	triasulfuron	75% DF	0.28 oz
Express®	thifensulfuron + tribenuron-methyl	75% DF	1/6 oz
Finesse®	chlorsulfuron + metsulfuron-methyl	75% DF	1/3 oz
Glean®	chlorsulfuron	75% DF	1/6 oz
Harmony® Extra	thifensulfuron + tribenuron-methyl	75% DF	1/3 oz
bromoxynil	bromoxynil	2 lb/gal	1-1.5 pts
Bronate®	bromoxynil + MCPA	4 lb/gal	1-2 pts
Curtail®	clopyralid + 2,4-D	2.38 lb/gal	2-2 2/3 pts
clopyralid	clopyralid	3 lb/gal	1/4-1/3 pt
diuron ²	diuron	80% DF	1/2-1.5 lbs
metribuzin ²	metribuzin	75% DF	1-10 oz
Dakota ³	fenoxaprop-ethyl + MCPA	3.1 lb/gal	16 fluid oz
Tiller ³	fenoxaprop-ethyl + MCPA + 2,4D	2.7 lb/gal	1-1.7 pts

¹ When using formulations other than 4 lbs/gal use pounds active/acre listed.

² Tank mixtures for fall seeded wheat only.

16/30

³ Use 2 fluid ounces of Willowood Dicamba 4 only. Do not use if wild oats is the target weed. Do not use Willowood Dicamba 4 as a tank mix treatment with Dakota® or Tiller® on Durum wheat.

SPECIAL USE TANK MIXES FOR SPRING AND FALL SEEDED WHEAT (See Footnotes for Applicable Uses)

Broadcast rate per treated acre:

Apply 3-4¹ fluid ounces Willowood Dicamba 4 with:

Product ²	Active Ingredient	Formulation	Amount of Product Per Acre
2,4-D or MCPA Amine	2,4-D or MCPA	4 lb/gal	1-2 pts ³ (0.5-1.0 lb a.i./A) ⁴
2,4-D or MCPA Ester	2,4-D or MCPA	4 lb/gal	1-1.5 pts ³ (0.5-.75 lb a.i./A) ⁴
Ally®	metsulfuron-methyl	60% DF	1/20-1/10 oz
Amber®	triasulfuron	75% DF	0.14-0.28 oz
Express®	thifensulfuron + tribenuron-methyl	75% DF	1/12-1/6 oz
Finesse®	chlorsulfuron + metsulfuron-methyl	75% DF	1/6-1/3 oz
Glean®	chlorsulfuron	75% DF	1/6 oz
Harmony® Extra	thifensulfuron + tribenuron-methyl	75% DF	1/6-1/3 oz
Metsulfuron-methyl + 2,4-D Amine or Ester ⁵	Metsulfuron-methyl + 2,4-D	60% DF + 4 lb/gal	1/20-1/10 oz + 8 fl oz
Amber® + 2,4-D Amine or Ester ⁵	triasulfuron + 2,4-D	75% DF + 4 lb/gal	0.14-0.28 oz + 8 fl oz
Express® + 2,4-D Amine or Ester ⁵	(thifensulfuron + tribenuron-methyl) + 2,4-D	75% DF + 4 lb/gal	1/12-1/6 oz + 8 fl oz
Finesse® + 2,4-D Amine or Ester ⁵	(chlorsulfuron + metsulfuron-methyl) + 2,4-D	75% DF + 4 lb/gal	1/6-1/3 oz + 8 fl oz
Glean® + 2,4-D Amine or Ester ⁵	chlorsulfuron + 2,4-D	75% DF + 4 lb/gal	1/6 + 8 fl oz
Harmony® Extra + 2,4-D Amine or Ester ⁵	(thifensulfuron + tribenuron-methyl) + 2,4-D	75% DF + 4 lb/gal	1/6-1/3 oz + 8 fl oz
glyphosate ⁶	glyphosate	3.0 lb/gal	12-16 fl oz

¹ Willowood Dicamba 4 may be used at 6 fluid ounces on fall seeded wheat in Western Oregon as a spring application only. In CO, KS, NM, OK and TX up to 8 fluid ounces of Willowood Dicamba 4 may be applied on fall seeded wheat after it exceeds the 3 leaf stage for suppression of perennial weeds, such as field bindweed. Applications may be made in the fall following a frost but before a killing freeze. Willowood Dicamba 4 may be tank mixed with 2,4-D amine at 8 fluid ounces after wheat begins to tiller. Periods of extended stress such as cold and wet weather may enhance the possibility of crop injury. For fall applications only, do not use if the potential for crop injury is not acceptable.

² Do not use low rates of sulfonylurea herbicides, such as Metsulfuron-methyl, Amber, Express, Finesse, Glean, and Harmony Extra on more mature weeds and/or on dense vegetative growth.

³ NOTE: For use on Fall Seeded Wheat only. Do not use unless potential crop injury will be acceptable.

⁴ When using formulations other than 4 lb/gal use pounds active/acre listed.

⁵ Use for improved control of Russian thistle, flxweed, gromwell, mayweed and fiddleneck.

⁶ Willowood Dicamba 4 may be applied at 2 fluid ounces with any glyphosate formulation labeled for use as a preplant application to small grains with no waiting period prior to planting. Read and follow label directions of the tank mix product for adjuvant use recommendations.

FALL SEEDED BARLEY

WILLOWOOD DICAMBA 4 MUST BE APPLIED TO FALL SEEDED BARLEY PRIOR TO THE JOINTING STAGE.

NOTE: For spring barley varieties that are seeded during the winter months or later, follow the rates and timings given for Spring Seeded Barley.

TANK MIX TREATMENTS

Willowood Dicamba 4 may be tank mixed with one or more, but not limited to, the following herbicides. Read and follow the label of each tank mix product used for precautionary statements, directions for use, weeds controlled and geographic and other restrictions.

Broadcast rate per treated acre:

Apply 2-4 fluid ounces Willowood Dicamba 4 with:

Product ¹	Active Ingredient	Formulation	Amount of Product Per Acre
2,4-D Amine or Ester	2,4-D	4 lb/gal	8 fluid oz (0.25 lb a.i./A) ²
MCPA Amine or Ester	MCPA	4 lb/gal	8-12 fluid oz (0.25-0.375 lb a.i./A)
metsulfuron-methyl	metsulfuron-methyl	60% DF	1/20-1/10 oz
Amber®	triasulfuron	75% DF	0.14-0.28 oz
Express®	thifensulfuron + tribenuron-methyl	75% DF	1/12-1/6 oz
Finesse®	chlorsulfuron + metsulfuron-methyl	75% DF	1/6-1/3 oz
Glean®	chlorsulfuron	75% DF	1/6 oz
Harmony® Extra	thifensulfuron + tribenuron-methyl	75% DF	1/6-1/3 oz
metribuzin	metribuzin	75% DF	1-10 oz
bromoxynil	bromoxynil	2 lb/gal	1-1 1/2 pts
Bronate®	bromoxynil + MCPA	4 lb/gal	3/4-1 1/2 pts

¹ Do not use low rates of sulfonylureas (metsulfuron-methyl, Amber®, Express®, Finesse®, Glean®, and Harmony® Extra) on more mature weeds and/or on dense vegetative growth.

² When using formulations other than 4 lb/gal use pounds active/acre listed.

SPRING SEEDED BARLEY

WILLOWOOD DICAMBA 4 MUST BE APPLIED BEFORE SPRING SEEDED BARLEY EXCEEDS THE 4 LEAF STAGE.

TANK MIX TREATMENTS

Willowood Dicamba 4 may be mixed with one or more of the following herbicides. Read and follow the label of each tank mix product used for precautionary statements, directions for use, weeds controlled and geographic and other restrictions.

Broadcast rate per treated acre:

Apply 2-4 fluid ounces Willowood Dicamba 4 with:

Product ¹	Active Ingredient	Formulation	Amount of Product Per Acre
MCPA Amine or Ester	MCPA	4 lb/gal	8-12 fluid oz (0.25-0.375 lb a.i./A) ²
metsulfuron-methyl	metsulfuron-methyl	60% DF	1/20-1/10 oz
Amber®	triasulfuron	75% DF	0.14-0.28 oz
Express®	thifensulfuron + tribenuron-methyl	75% DF	1/12-1/6 oz
Finesse®	chlorsulfuron + metsulfuron-methyl	75% DF	1/6-1/3 oz
Glean®	chlorsulfuron	75% DF	1/6 oz
Harmony® Extra	thifensulfuron + tribenuron-methyl	75% DF	1/6-1/3 oz
metribuzin	metribuzin	75% DF	1-10 oz
bromoxynil	bromoxynil	2 lb/gal	1-1 1/2 pts
Bronate®	bromoxynil + MCPA	4 lb/gal	3/4-1 1/2 pts

¹ Do not use low rates of sulfonylureas (metsulfuron-methyl, Amber®, Express®, Finesse®, Glean®, and Harmony® Extra) on more mature weeds and/or on dense vegetative growth.

² When using formulations other than 4 lb/gal use pounds active/acre listed.

FALL AND SPRING SEEDED OATS

WILLOWOOD DICAMBA 4 MUST BE APPLIED BEFORE SPRING SEEDED OATS EXCEED THE 5 LEAF STAGE.
APPLICATIONS TO FALL SEEDED OATS MUST BE MADE PRIOR TO THE JOINTING STAGE.

TANK MIX TREATMENTS

Willowood Dicamba 4 may be tank mixed with one or more of the following herbicides. Read and follow the label of each tank mix product used for precautionary statements, directions for use, weeds controlled, geographic and other restrictions.

Broadcast rate per treated acre:

Apply 2-4 fluid ounces Willowood Dicamba 4 with:

Product	Active Ingredient	Formulation	Amount of Product Per Acre
MCPA Amine or Ester	MCPA	4 lb/gal	8-12 fluid oz (0.25-0.375 lb a.i./A) ¹

¹ When using formulations other than 4 lb/gal use pounds active/acre listed.

**FALL AND SPRING SEEDED TRITICALE
EXCEPT CALIFORNIA**

EARLY SEASON APPLICATIONS

Apply 2-4 fluid ounces of Willowood Dicamba 4 to triticale.

Early season applications to fall-seeded triticale must be made prior to jointing stage.

Early season applications to spring-seeded triticale must be made before triticale reaches the 6-leaf stage.

TANK MIXES

For best performance, should be used in tank mix combination with bromoxynil.

SUGARCANE

Observe all precautions. Read and follow mixing and application instructions.

Consult your local or state authorities for possible application restrictions, especially concerning aerial applications and advice concerning special local use situations.

WEEDS CONTROLLED

Willowood Dicamba 4, when applied at specified rates, will control many ANNUAL, BIENNIAL and PERENNIAL broadleaf weeds commonly found in sugarcane. (Refer to WEED LIST).

RATES AND TIMINGS

Application of Willowood Dicamba 4 may be made any time after weeds have emerged and are actively growing but before the close-in stage of sugarcane. Application rates and timing of Willowood Dicamba 4 are given below. Use the higher level of listed rate ranges when treating dense vegetative growth.

NOTE: Retreatments may be made as needed; however, do not exceed a total of 2 pints (1 lb. a.i.) of Willowood Dicamba 4 per treatment with a maximum of 2 treatments per year.

Weed Stage & Type	Broadcast Rate Per Treated Acre		PHI
	Amount of Formulated Willowood Dicamba 4 (pints)	Equivalent Lbs. a.i.	
Annual			87 days
- Small, actively growing	1/2-1	1/4-1/2	
- Established weed growth	1-1 1/2	1/2-3/4	
Biennial	1-2	1/2-1	
Perennial	2	1 ¹	

¹ Application made over the top of actively growing sugarcane may result in crop injury.

When possible, direct the spray beneath the sugarcane canopy in order to minimize the likelihood of crop injury. The use of directed sprays will also aid in maximizing spray coverage of weed foliage.

TANK MIX TREATMENTS

Willowood Dicamba 4 may be tank mixed with one or more of the following herbicides for control of grasses or additional broadleaf weeds. Read and follow the label of each tank mix product used for precautionary statements, directions for use, rates and timings, weeds controlled, geographic and other restrictions.

Herbicide	Rate Per Treated Acre (lbs. a.i.)
ametryn	2/5-8
asulam	2-3 1/3
atrazine	2/5-4
2,4-D	1 1/2-3*

*Application of Willowood Dicamba 4 plus 2,4-D tank mix at the higher listed rate ranges may result in crop injury.

PASTURE, HAY, RANGELAND, AND FARMSTEAD (Non-Cropland)

Willowood Dicamba 4 is recommended for use for pasture, hay, rangeland, farmstead (non-cropland) (including fence rows and non-irrigation ditchbanks) for broadleaf weed and brush control. Willowood Dicamba 4 may also be applied to non-cropland areas for the control of broadleaf weeds in Noxious Weed Control Programs, Districts or Areas including broadcast or spot treatment of roadsides and highways, utilities, railroad and pipeline rights-of-way. Noxious weeds must be recognized at the state level but programs may be administered at state, county or other level.

Observe all precautions. Read and follow mixing and application instructions.

Willowood Dicamba 4 uses described in this section also pertain to small grains (such as barley, forage sorghum, oats, rye, sudangrass or wheat) grown for pasture use only.

NEWLY SEEDED AREAS, including small grains grown for pasture may be severely injured if rates of Willowood Dicamba 4 greater than 1 pint/A are applied.

ESTABLISHED GRASS CROPS growing under stress can exhibit various injury symptoms that may be more pronounced if herbicides are applied.

Bentgrass, carpetgrass, buffalograss and St. Augustine grass may be injured at rates exceeding 1 pint Willowood Dicamba 4 (1/2 lb a.i.) per treated acre. Usually colonial bentgrasses are more tolerant than creeping types. Velvetgrasses are most easily injured. Treatments will kill or injure alfalfa, clovers, lespedeza, wild winter peas, vetch and other legumes.

ANIMALS CANNOT BE REMOVED FROM TREATED AREA FOR SLAUGHTER PRIOR TO 30 DAYS AFTER LAST APPLICATION.

THERE IS NO WAITING PERIOD BETWEEN TREATMENT AND GRAZING FOR NON-LACTATING ANIMALS.

TIMING RESTRICTIONS FOR LACTATING DAIRY ANIMALS FOLLOWING TREATMENT:

Willowood Dicamba 4 Rate Per Treated Acre	Days Before Grazing	Days Before Hay Harvest
Up to 1 pint (1/2 lb. a.i.)	7 days	37 days
Up to 2 pints (1 lb. a.i.)	21 days	51 days

NOTE: Observe all precautions and restrictions on labels of products used in tank mixtures.

MIXING AND APPLICATION

Willowood Dicamba 4 can be applied using water, oil in water emulsions including invert systems, or sprayable fluid fertilizer as a carrier. A COMPATIBILITY TEST (see COMPATIBILITY TEST section) should be made prior to tank mixing.

To prepare oil in water emulsions, half-fill spray tank with water, then add appropriate amount of emulsifier. With continuous agitation, slowly add the herbicide and then the oil (such as diesel oil or fuel oil) or a premix of oil plus additional emulsifier to spray tank. Complete filling of spray tank with water. Maintain vigorous agitation during spray operation to prevent oil and water from forming separate layers.

Willowood Dicamba 4 may be applied broadcast using either ground or aerial application equipment. When using ground equipment, apply 3 to 600 gallons of diluted spray per treated acre. Volume of spray applied will depend on the height, density, and type of weeds or brush being treated and on the type of equipment being used. When using aerial equipment apply 2 to 40 gallons of diluted spray per treated acre in a water-based carrier.

Willowood Dicamba 4 may be applied to individual clumps or small areas (SPOT TREATMENT) of undesirable vegetation using handgun or similar types of application equipment. Apply diluted sprays to allow complete wetting (up to run off) of foliage and stems.

Herbicide adjuvants or other spray additives (emulsifiers, surfactants, wetting agents, drift control agents, or penetrants) may be used for wetting, penetration, or drift control. Spray additives must be agriculturally approved when used in pasture applications. If spray additives are used, read and follow all use recommendations and precautions on product label.

WEEDS CONTROLLED

Willowood Dicamba 4, when applied at specified rates, will give control many ANNUAL, BIENNIAL, and PERENNIAL broadleaf weeds, and many WOODY brush and vine species commonly found in pasture, hay, rangeland, and farmstead (non-cropland) areas. (Refer to WEED LIST). Noted (*) PERENNIAL weeds may be controlled with lower rates of either Willowood Dicamba 4 or Willowood Dicamba 4 plus 2,4-D. See the following RATES AND TIMINGS section.

RATES AND TIMINGS

Application rates and timing of Willowood Dicamba 4 are given below. Use the higher level of listed rate ranges when treating dense or tall vegetative growth.

NOTE: Retreatments may be made as needed; however, do not exceed a total of 2 pints (1 lb. a.i.) of Willowood Dicamba 4 per treatment with a maximum of 2 treatments per year.

Weed Stage & Type	Broadcast Rate Per Treated Acre	
	Amount of Formulated Willowood Dicamba 4 (pints)	Equivalent Lbs. a.i.
Annual		
Small, actively growing	1/2-1	1/4-1/2
Established weed growth	1-1 1/2	1/2-3/4
Biennial¹		
Rosette diameter		
Less than 3 inches	1/2-1	1/4-1/2
3 inches or more	2	1
Bolting	2	1
Perennial		
Suppression or top growth control	1-2	1/2-1
Noted (*) Perennials	2	1
Other Perennials	2	1
Woody Brush & Vines		
Top Growth Suppression	1-2	1/2-1
Top Growth Control ²	2	1
Stems and Stem Suppression	2	1

¹ For best performance, make application when BIENNIAL WEEDS are in the rosette stage.

² Species noted in WEED LIST section will require tank mixtures for adequate control.

* Rates above 1.0 lb a.i./A are spot treatments only.

TANK MIX TREATMENTS

READ AND FOLLOW THE LABEL OF EACH TANK MIX PRODUCT USED FOR PRECAUTIONARY STATEMENTS, DIRECTIONS FOR USE, APPLICATION RATES AND OTHER RESTRICTIONS.

Willowood Dicamba 4 may be tank mixed with one or more of the following herbicides for control of grasses, additional broadleaf weeds, and woody brush and vines.

Herbicide	Rate Per Treated Acre (lbs. a.i.)
Pasture, hay, rangeland and farmstead (non-cropland) use:	
glyphosate	3/4 - 3 3/4
metsulfuron methyl	0.0038-0.011
paraquat	1/2 - 1
picloram	1/8 - 3
triclopyr	3/4 - 9
2,4-D	1/4 - 6

Due to the variations that may occur in formulated products and specific use ingredients (e.g. water supplies), a COMPATIBILITY TEST is recommended prior to actual tank mixing.

CUT SURFACE TREE TREATMENTS

Willowood Dicamba 4 may be applied as a cut surface treatment for control of unwanted trees and prevention of sprouts of cut trees. A mix of 1 part Willowood Dicamba 4 with 1 to 3 parts water should be used in application. Use the lower dilution when treating difficult-to-control species.

FRILL OR GIRDLE TREATMENTS: Make a continuous cut or a series of overlapping cuts using an axe to girdle tree trunk. Spray or paint cut surface with the Willowood Dicamba 4/water mix.

STUMP TREATMENTS: Spray or paint freshly cut surface with the water mix. The area adjacent to the bark should be thoroughly wet.

Note: For more rapid foliar effects, 2,4-D may be added to the Willowood Dicamba 4/water mix.

DORMANT APPLICATIONS FOR CONTROL OF MULTIFLORA ROSE

Willowood Dicamba 4 can be applied when plants are dormant as an undiluted SPOT-CONCENTRATE directly to the soil or as a LO-OIL BASAL BARK treatment using an oil-water emulsion solution.

SPOT-CONCENTRATE applications of Willowood Dicamba 4 should be applied directly to the soil as close as possible to the root crown but within 6-8 inches of the crown. On sloping terrain, application should be made to the uphill side of the crown. Do not make application when snow or water prevents applying Willowood Dicamba 4 directly to the soil. The use rate of Willowood Dicamba 4 is dependent on the canopy diameter of the multiflora rose. Examples: Use Willowood Dicamba 4 at 1/4, 1 or 2 1/4 fluid ounces of product respectively, for 5, 10 or 15 feet canopy diameters. Do not exceed a total of 2 quarts Willowood Dicamba 4 per acre per year.

LO-OIL BASAL BARK applications of Willowood Dicamba 4 should be applied to the basal stem region from the ground line up to a height of 12 to 18 inches. Spray until runoff, with special emphasis on covering the root crown. For best results, make application when plants are dormant. Do not make application after bud break or when plants are showing signs of active growth. Do not make application when snow or water prevents applying Willowood Dicamba 4 to the ground line. Refer to Mixing and Applications above in this section for method of preparing oil-in-water emulsion. Example for making approximately 2 gallons of a LO-OIL spray solution mixture: combine 1 1/2 gallons water plus 1 ounce emulsifier plus 1 pint Willowood Dicamba 4 plus 2 1/2 pints of No. 2 diesel fuel. Adjust amounts of materials used proportionately to the amount of final spray solution desired. Do not exceed 8 gallons of spray solution mix applied per acre per year.

CONSERVATION RESERVE PROGRAM (CRP) ACRES

Willowood Dicamba 4 can be used on both newly seeded and established grasses grown in Conservation Reserve or Federal Set-Aside Programs. For program lands, such as Conservation Reserve Program, consult program rules to determine whether grass or hay may be used. The more restrictive requirements of the program rules or this label must be followed.

Observe all precautions, mixing and application directions.

Willowood Dicamba 4 treatment will injure or may kill alfalfa, clovers, lespedeza, wild winter peas, vetch, and other legumes.

Agriculturally approved surfactants may be added to the spray mixture to improve postemergence weed control, particularly in dry growing conditions.

Do not use adjuvants containing penetrants such as petroleum based oils after grass emergence on newly seeded grasses.

NEWLY SEEDED AREAS

Willowood Dicamba 4 may be applied either preplant or postemergence to newly seeded grasses or small grains such as barley, oats, rye, sudangrass, wheat, or other grain species grown as a cover crop. Postemergence applications may be made after seedling grasses exceed the 3-leaf stage. Rates of Willowood Dicamba 4 greater than 1 pint per treated acre may severely injure newly seeded grasses. Preplant applications - injury to new seedlings may occur if intervals between application and grass planting is less than 45 days per pint of Willowood Dicamba 4 per treated acre West of the Mississippi River or 20 days per pint East of the Mississippi River.

ESTABLISHED GRASS STANDS

Established grass stands are perennial grasses planted one or more seasons prior to treatment. Certain species: bentgrass, carpetgrass, smooth brome, buffalograss or St. Augustine grass may be injured when treated with Willowood Dicamba 4 at rates exceeding 1 pint per treated acre.

WEEDS CONTROLLED

Willowood Dicamba 4, when applied at specified rates, will control many annual and biennial weeds and provide control or suppression of many perennial weeds. (Refer to WEED LIST).

RATES AND TIMINGS

Application rates and timing of Willowood Dicamba 4 treatment are given below. Use the higher rate of the rate range when vegetation is either dense or tall, or when weeds are growing under stressed conditions such as drought or cool temperature.

NOTE: Retreatments may be made as needed; however, do not exceed a total of 4 pints (2 lbs. a.i.) of Willowood Dicamba 4 per treated acre during a growing season applied at a rate of 2 pints (1 lb. a.i.) Willowood Dicamba 4 per treatment.

Weed Stage & Type	Broadcast Rate Per Treated Acre		PHI
	Amount of Formulated Willowood Dicamba 4 (pints)	Equivalent lbs. a.i.	
Annual			
Small, actively growing	1/4-1	1/8-1/2	For grass forage: 0 days
Established weed growth	1	1/2	
Biennial ^{1, 2}			For grass hay: 7 days
Rosette diameter			
Less than 3 inches	1/2-1	1/4-1/2	
3 inches or greater	1-2	1/2-1	
Bolting biennial	2	1	
Perennial ²			
Suppression/Control	2	1	

¹ For best results, treat Biennial weeds with Willowood Dicamba 4 when they are in the rosette stage of growth.

² Biennial and Perennial weeds will require follow-up (sequential) treatments for seedling control and escapes.

TANK MIX TREATMENTS

To control grasses and additional broadleaf weeds, Willowood Dicamba 4 may be tank mixed with other herbicides registered for use in Conservation Reserve Programs such as 2,4-D, glyphosate, paraquat, metsulfuron, and others.

READ AND FOLLOW THE LABEL OF EACH TANK MIX PRODUCT USED FOR PRECAUTIONARY STATEMENTS, DIRECTIONS FOR USE, APPLICATION RATES, AND OTHER RESTRICTIONS.

ASPARAGUS

FOR USE ONLY IN THE STATES OF CALIFORNIA, OREGON, AND WASHINGTON

Observe all precautions. Read and follow mixing and application instructions.

NOTE:

- If spray contacts emerged spears, crooking (twisting) of some spears may result. If such crooking occurs, discard affected spears.
- Do not harvest prior to 24 hours after treatment.
- Do not use in the Coachella Valley of California.
- Multiple applications may be made per growing season; however, DO NOT EXCEED a total of 1 pint (1/2 lb. a.i.) of Willowood Dicamba 4 per treated acre per crop year.

RATES AND TIMINGS

Apply Willowood Dicamba 4 to emerged and actively growing weeds in 40 to 60 gallons of diluted spray per treated acre immediately after cutting the field, but at least 24 hours before the next cutting.

Willowood Dicamba 4 may be applied in a tank mixture with either 2,4-D or glyphosate herbicide for improved control of noted (*) weeds. READ AND FOLLOW 2,4-D OR GLYPHOSATE PRODUCT LABELING FOR PRECAUTIONARY STATEMENTS, DIRECTIONS FOR USE, APPLICATION RATES AND TIMINGS, AND OTHER RESTRICTIONS.

Weeds	Rate Per Treated Acre
Mustard, Black Pigweed, Redroot (Carelessweed) Sowthistle, Annual *Thistle, Canada Thistle, Russian	1/2-1 pt. (1/4-1/2 lb. a.i.)
*Bindweed, Field Chickweed, Common Goosefoot, Nettleleaf Radish, Wild Thistle, Milk	1 pt. (1/2 lb. a.i.)

TURF AND LAWNS

FOR USE IN FARMSTEAD (NON-CROPLAND) AND SOD FARMS

IMPORTANT

Observe all precautions. Read and follow mixing and application instructions.

To avoid injury to newly seeded grasses, application of Willowood Dicamba 4 should be delayed until after the second mowing. Further-more, application rates in excess of 1 pint (1/2 lb. a.i.) per treated acre may cause noticeable stunting or discoloration of sensitive grass species such as bentgrass, carpetgrass, buffalograss, and St. Augustine grass.

In areas where roots of sensitive plants extend, do not apply in excess of 1/4 pint (1/8 lb. a.i.) of Willowood Dicamba 4 per treated acre on coarse textured (sandy-type) soils, or in excess of 1/2 pint (1/4 lb. a.i.) per treated acre on fine textured (clayey-type) soils. Do not make repeat applications in these areas for 30 days and until previous applications of Willowood Dicamba 4 have been activated in the soil by rain or irrigation.

WEEDS CONTROLLED

Willowood Dicamba 4, when applied at specified rates, will give control of many ANNUAL, BIENNIAL, and noted (*)

PERENNIAL broadleaf weeds commonly found in turf. Willowood Dicamba 4 will also give growth suppression of many other listed PERENNIAL broadleaf weeds and WOODY brush and vine species. (Refer to WEED LIST).

24/30

MIXING AND APPLICATION

Apply 30 to 200 gallons of diluted spray per treated acre (3 qts. to 4 1/4 gals. per 1,000 sq. ft.), depending on density or height of weeds treated and on the type of equipment used.

RATES AND TIMINGS

Use the higher level of listed rate ranges when treating dense vegetative growth. For best performance, apply when weeds are emerged and actively growing.

NOTE: Retreatments may be made as needed; however, do not exceed a total of 2 pints (1 lb. a.i.) Willowood Dicamba 4 per treated acre with a maximum of 2 treatments per year.

Weed Stage & Type	Willowood Dicamba 4 Herbicide		
	Pints per treated acre	Lbs. a.i. per treated acre	Teaspoons per 1,000 sq. ft.
Annual			
Small, actively growing	1/4-1	1/4-1/2	1-2 1/4
Established weed growth	1 1/2	1/2-3/4	2 1/4-3 1/4
Biennial Rosette diameter			
Less than 3 inches	1/2-1	1/4-1/2	1-2 1/4
3 inches or more	1-2	1/2-1	2 1/4-4 1/2
Perennial and Woody			
Brush and Vines	1-2	1/2-1	2 1/4-4 1/2

TANK MIX TREATMENTS

READ AND FOLLOW THE LABEL OF EACH TANK MIX PRODUCT USED FOR PRECAUTIONARY STATEMENTS, DIRECTIONS FOR USE, APPLICATION RATES AND TIMINGS AND OTHER RESTRICTIONS.

Tank mix treatments of Willowood Dicamba 4 may be made with 2,4-D, MCPA, MCPP, or bromoxynil for control of additional weeds listed on the tank mix product label. Apply 1/5 to 1/2 pint (1/10 to 1/4 lb. a.i.) of Willowood Dicamba 4 per treated acre with 1/2 to 1 1/2 lbs. acid equivalent of 2,4-D, MCPA, or MCPP, or with 3/8 to 1/2 lb. a.i. of bromoxynil. Use the higher level of the listed rate ranges when treating established weeds. Repeat treatments may be made as needed; however, do not exceed 2 pints (1 lb. a.i.) of Willowood Dicamba 4 per treated acre during the growing season.

GRASS SEED CROPS

GRASSES GROWN FOR SEED SUCH AS BERMUDA GRASS, BLUEGRASS, FESCUE AND RYEGRASS

IMPORTANT

Observe all precautions. Read and follow mixing and application instructions.

Refer to the PASTURE, HAY, RANGELAND, AND FARMSTEAD (NONCROPLAND AREAS) section for possible grazing and feeding restrictions.

Do not use on bentgrass unless possible crop injury can be tolerated

WEEDS CONTROLLED

Willowood Dicamba 4 will provide control or suppression of annual broadleaf weeds listed below. For improved control of listed weeds plus additional weeds, it is recommended that Willowood Dicamba 4 be applied in a tank mix with other herbicides.

Alfalfa ¹	Clover	Ladysthumb
Bedstraw, Catchweed	Cockle, White	Lambsquarters, Common
Bindweed, Field	Dock, Broadleaf	Lettuce, Prickly
Buttercup, Corn	Dock, Curly	Mayweed (Dogfennel)
Buttercup, Creeping	Hemlock, Poison	Ragwort, Tansy
Buttercup, Western Field	Knapweed, Russian ¹	Sorrel, Red (Sheep Sorrel)
Catchfly, Nightflowering	Knawel	Sowthistle, Annual
Chamomile, Corn	Kochia	Starwort, Little
Chickweed, Common	Knotweed, Prostrate	Thistle, Canada ¹
Chickweed, Mouseear		

¹ Top growth control only

RATES AND TIMINGS

Apply 1/2 to 1 pint of Willowood Dicamba 4 per treated acre on SEEDLING GRASS after the crop reaches the 3-5 leaf stage. Apply up to 2 pints of Willowood Dicamba 4 on well-established Perennial grass. DO NOT APPLY AFTER THE GRASS SEED CROP BEGINS TO JOINT. For best performance, make applications when weeds are in the 2-4 leaf stage and rosettes are less than 2 inches across. Use the higher level of listed rate ranges when treating more mature weeds or dense vegetative growth

TANK MIX TREATMENTS

For control of grasses or additional broadleaf weeds, Willowood Dicamba 4 may be tank mixed with all broadleaf herbicides registered for use in Grass Seed Production. Read and follow the label of each tank mix product used for precautionary statements, directions for use, weeds controlled and geographic and other restrictions.

Broadcast Rate Per Treated Acre:

Apply 1/2 to 2 pints Willowood Dicamba 4 with:

Product	Active Ingredient	Formulation	Amount of Product Per Acre
2,4-D Amine or Ester	2,4-D	4 lb/gal	1-4 pts. (0.5-2.0 lb a.i./A) ¹
MCPA Amine	MCPA	4 lb/gal	1-2 pts (0.5-1.0 lb a.i./A) ¹
bromoxynil	bromoxynil	2 lb/gal	1-2 pts
Curtail®	clopyralid + 2,4-D	2.38 lb/gal	1 3/4 pts
diuron	diuron	80% DF	2-4 lbs
clopyralid	clopyralid	3lb/gal	1/4-1 pt

¹ When using formulations other than 4 lb/gal use pounds active/acre listed.

ANNUAL GRASS CONTROL

For suppression of ANNUAL GRASS WEEDS such as:

- Brome, Downy (Cheatgrass)
- Brome, Rippgut
- Fescue, Rattail
- Windgrass

Apply up to 2 pints (1lb. a.i.) of Willowood Dicamba 4 per treated acre in the fall or late summer after harvest and burning of established grass seed crops (maximum of 2 treatments per year). Applications should be made immediately following first irrigation when the soil is moist and before weeds have more than 2 leaves.

PREPLANT DIRECTIONS (POST HARVEST/FALLOW/CROP STUBBLE/SET-A-SIDE) FOR BROADLEAF WEED CONTROL BEFORE WHEAT, CORN, SORGHUM, SOYBEANS

IMPORTANT

Observe all precautions. Read and follow mixing and application instructions.

WEEDS CONTROLLED

Willowood Dicamba 4 may be applied alone or in tank mix combinations with other herbicides registered for this use.

Willowood Dicamba 4 can be applied either POST HARVEST in the fall, spring or summer during the FALLOW period or to CROP STUBBLE/ SET-A-SIDE acres. Willowood Dicamba 4, when applied at the specified rates, will control many ANNUAL broadleaf weeds; see the WEEDS CONTROLLED section under small grains. In addition, Willowood Dicamba 4 will control or suppress the following BIENNIAL and PERENNIAL broadleaf weeds:

Alfalfa ¹	Dock, Curly ¹	Sowthistle, perennial ¹
Artichoke, Jerusalem	Dogbane, Hemp	Spurge, leafy
Bindweed, Field	Garlic, Wild ²	Thistle Bull
Bindweed, Hedge	Horsenettle, Carolina	Thistle, Canada ²
Blueweed, Texas	Knapweed, Diffuse	Thistle, Milk
Bursage	Knapweed, Spotted	Thistle, Musk
(Bur Ragweed)	Nightshade, Silverleaf	Thistle, Plumeless
(Povertyweed)	Redvine	Thistle, Scotch
(Lakeweed) ¹	Smartweed, Swamp	Trumpet creeper (Buckvine)
Dandelion, Common ¹		

¹ Perennials may be controlled using Willowood Dicamba 4 at rates lower than those recommended for other listed perennial weeds. (See RATES AND TIMINGS under this heading.)

² See the SPECIAL TANK MIX TREATMENTS section under this heading for specific control programs for these weeds.

RATES AND TIMINGS

Apply Willowood Dicamba 4 as a broadcast or spot treatment to emerged and actively growing weeds after crop harvest (post harvest) and before a killing frost or in the fallow cropland or crop stubble the following spring or summer. Agriculturally approved spray additives, such as surfactants or oils, may be used to enhance spray coverage and the herbicide's penetration of weed foliage. See Cropping restrictions for recommended interval between application and planting to prevent crop injury.

For best performance, make application when ANNUAL weeds are less than 6 inches tall, when BIENNIAL weeds are in the rosette stage and to PERENNIAL weed regrowth in late summer or fall following a mowing or tillage treatment. Most effective control of upright perennial broadleaf weeds, such as Canada thistle and Jerusalem artichoke, occurs if application is made when the majority of weeds, such as field bindweed and hedge bindweed, are best controlled when weeds are in or beyond the full bloom stage.

Avoid disturbing treated areas following application. Treatments may not kill weeds which develop from seed or underground plant parts, such as rhizomes or bulbets, after the effective period for Willowood Dicamba 4. For seedling control, a follow-up program or other cultural practices could be instituted. For small grain in-crop uses of Willowood Dicamba 4, see the RATE AND TIMINGS section under the SMALL GRAINS heading for details.

WILLOWOOD DICAMBA 4 RATES PER TREATED ACRE

NOTE: Retreatments may be made as needed; however, do not exceed a total of 2 pints (1 lb. a.i.) per treatment of Willowood Dicamba 4 with a maximum of 2 treatments per year.

WEED TYPE	AMOUNT OF PRODUCT PER ACRE PER APPLICATION
Annual	1/2-1 pt (8-16 fl. oz.)
Biennial	1-2 pts (16-32 fl. oz.)
Perennial	1-4 pts (16-64 fl. oz.)
Perennial suppression	1-2 pts (16-32 fl. oz.)
Noted (1) perennials	2pts (32 fl. oz.)
Other perennials	2 pts (32 fl. oz.)

TANK MIX TREATMENTS

Willowood Dicamba 4 may be tank mixed with one or more of the following herbicides for control of grasses or additional broadleaf weeds. Read and follow the label of each tank mix product used for precautionary statements, directions for use, rates and timings, weeds controlled, geographic and other restrictions

WILLOWOOD DICAMBA 4 BROADCAST RATE PER TREATED ACRE FOR ANNUAL WEED CONTROL:

Apply 1/4 to 1 pint Willowood Dicamba 4 with:

Product	Active Ingredient	Formulation	Amount of Product Per Acre
Atrazine ¹	atrazine	4 lb/gal	1 1/2-6 pts
		90% DF	1/2-3.3 lbs
metsulfuron-methyl ²	metsulfuron-methyl	75% DF	0.1 oz
Amber® ²	triasulfuron	75% DF	0.28-0.35 oz
paraquat	paraquat	2 lb/gal	1-2 pts
		2.5 lb/gal	1.5 pts
Finesse® ²	chlorsulfuron + metsulfuron-methyl	75% DF	0.2 oz
pronamide ¹	pronamide	50-W	1/2-1.0 lb
Fallow Master®	glyphosate + dicamba	1.6 lb/qal	22-44 fluid oz
Landmaster® BW	glyphosate + 2,4-D	2.4 lb/gal	27-54 fluid oz
glyphosate	glyphosate	3 lb/qal	8-48 fluid oz
metribuzin ¹	metribuzin	75% DF	1/2-1 lb
		4 lb/qal	3/4-1 1/2 pts

Product	Active Ingredient	Formulation	Amount of Product Per Acre
2,4-D	2,4-D	4 lb/gal	1-2 pts (0.5-1 lb a.i./A) ³

¹ Tank mixes of Willowood Dicamba 4 with these products may be subject to special restrictions. See the Product Label of the tank mix partner for intended use rates, restrictions and other precautions.

² When tank mixing with sulfonylurea herbicides, refer to the product label for rates and restrictions. Use a surfactant of at least 80% active ingredient at the rate of 1-2 quarts/100 gallons of spray or not more than 0.25-0.5% by volume. Use the highest rate of surfactant when using the lower rate ranges of the tank mix and/or when treating more mature weeds or dense vegetative growth. Sulfonylurea resistant weeds may not be controlled by tank mixes of Willowood Dicamba 4 and a sulfonylurea. Refer to the Willowood Dicamba 4 tank mix section for alternative tank mixes.

³ When using formulations other than 4 lb/gal use pounds active/acre listed.

WILLOWOOD DICAMBA 4 BROADCAST RATE PER TREATED ACRE FOR BIENNIAL AND PERENNIAL WEED CONTROL:

Apply 1 to 2 pints (0.5-1.0 lb. a.i.) of Willowood Dicamba 4 with:

Product	Active Ingredient	Formulation	Amount of Product Per Acre
Curtail®	clpyralid + 2,4-D	2.38 lb/gal	2-4 pts
2,4-D	2,4-D	4 lb/gal	2-6 pts (1.0-3 lb a.i./A) ¹
Landmaster® BW	glyphosate + 2,4-D	2.4 lb/gal	54 fluid oz
glyphosate	glyphosate	3.0 lb/gal	1-5 qts
picloram	picloram	2 lb/gal	1/2-1 pt

¹ When using formulation other than 4 lb/gal use pounds active/acre listed.

SPECIAL TANK MIX TREATMENTS

For suppression of perennial weeds, apply 1/2-1 pint of Willowood Dicamba 4 with 8-16 fluid ounces of glyphosate herbicide per treated acre.

For wild garlic control, apply 1 pint Willowood Dicamba 4 with 3 pints of 2,4-D LV Ester (4 lb/gal) per treated acre. Apply when wild garlic is 4 to 8 inches tall.

For Canada thistle control, use Willowood Dicamba 4, or Willowood Dicamba 4 plus Curtail® or Willowood Dicamba 4 plus glyphosate herbicide or glyphosate tank mix treatments.

Application may be made during fallow periods for control of volunteer barley, bulbous bluegrass, downy brome, jointed goatgrass, common rye and volunteer wheat when they are actively growing. Use 1 pint Willowood Dicamba 4 with 1/2-1 lb pronamide 50W. Fall seeded wheat may be planted 9 months or more after application. For best performance, make application between mid-October and mid-December, prior to soil freeze up.

During fallow periods, apply Willowood Dicamba 4 plus Landmaster® BW or Fallow Master® herbicide to give improved control of kochia, wild buckwheat, prickly lettuce, field bindweed and Canada thistle. Use 1/8-1/4 pint of Willowood Dicamba 4 plus 22 to 54 fluid ounces of Landmaster® BW or Fallow Master® herbicide for annual weed control or 1/4 to 1/2 pint Willowood Dicamba 4 plus 22 to 54 fluid ounces of Landmaster® BW or Fallow Master® herbicide for perennial weed suppression.

CROPPING RESTRICTIONS

The following use directions are based on a maximum single application rate of 1.0 lbs ae per acre and a maximum annual rate of 2.0 lbs. ae per acre per year.

CORN, SORGHUM and SOYBEANS may be planted in the spring following applications made during the previous year. If less than 1 inch of rainfall occurs between application and first killing frost, treated areas should be cultivated to allow herbicide to come in contact with moist soil. Cultivation may take place before or immediately after ground thaw.

Soybean injury may occur if the interval between application and planting is less than specified. In areas with greater than 30 inches of rainfall, delay planting for 30 days per pint of Willowood Dicamba 4 per treated acre. In areas with less than 30 inches of rainfall, delay planting for 45 days per pint of Willowood Dicamba 4 per treated acre. Exclude days when ground is frozen.

WHEAT may be planted in the fall or spring following applications. Also, spot applications may be made any time prior to crop emergence if crop injury can be tolerated in treated areas. Wheat injury may occur if the interval between application and planting is less than specified.

East of the Mississippi River, the interval is 20 days per pint of Willowood Dicamba 4 per treated acre or 1.25 days per 1 ounce. Moisture is essential for Willowood Dicamba 4 degradation. Exclude days when ground is frozen.

West of the Mississippi River, the interval is 45 days per pint of Willowood Dicamba 4 per treated acre or 3 days per ounce. Moisture is essential for Willowood Dicamba 4 degradation. Exclude days when ground is frozen.

Following a normal harvest of barley, oats, or wheat, any rotation crop may be planted. If the interval before harvest is shortened, such as when cover crops will be plowed under, do not follow up with the planting of a sensitive crop.

CONTROL OF PERENNIAL BROADLEAF WEEDS IN CROPLAND (SPOT APPLICATION ONLY)

FOR USE ONLY IN THE STATES OF IDAHO, MONTANA, NEVADA, OREGON, UTAH AND WASHINGTON.

IMPORTANT

Observe all precautions. Read and follow mixing and application instructions.

Do not treat subirrigated cropland or areas where the soil remains saturated with water throughout the year.

Make only one application on Willowood Dicamba 4 per year.

WEEDS CONTROLLED

Willowood Dicamba 4, when applied at specified rates, will control many broadleaf weeds including:

Bindweed, Field	Knapweed, Russian
Dock, Broadleaf (Bitterdock)	Ragwort, Tansy
Dock, Curly	Spurge, Leafy
Knapweed, Black	Thistle, Canada

RATES AND TIMINGS

Willowood Dicamba 4 may be applied at any time following a crop harvest to stubble, fallow or other cropland. Application should be made when weeds are actively growing and prior to a killing frost.

Apply a maximum of 2 pints (1.0 lb. a.i.) of Willowood Dicamba 4 per treated acre per application with a maximum of 2 applications per year. Application may be made up to one month prior to the planting of wheat.

NOTE: Do not use unless injury to wheat or rotated barley will be acceptable.

Barley, oats, corn, sorghum (milo), annual or perennial grass crops may be planted into treated areas one year after application. Crops grown for seed (other than perennial grass seed) should not be planted into treated areas until three years after application. Do not plant broadleaf crops such as alfalfa, beans, peas, potatoes, or sugarbeets into treated areas until two years after application.

In most cases, treatments will not kill perennial weed seedlings, which germinate from seed one or two years after treatment. Once the effect of the chemical has been lost, a follow-up program for seedling control or other cultural practices should be instituted.

WIPER APPLICATION

USES IMPORTANT: Observe all precautions.

Willowood Dicamba 4 may be applied through wiper application equipment to control or suppress actively growing broadleaf weeds, brush and vines. Use a solution containing 1 part Willowood Dicamba 4 to 1 part water. Do not contact desirable vegetation with herbicide solution. Wiper application should only be made to crops (including pastures) and non-cropland areas described in this label with the exception of Grain Sorghum (Milo).

STORAGE AND DISPOSAL

Do not contaminate water, food or feed by storage or disposal. **[Optional instructions for bulk storage and disposal:** Open dumping is prohibited. This product may not be mixed, loaded, or used within 50 feet of all wells including abandoned wells, drainage wells and sinkholes.

AGITATE BEFORE USE]

PESTICIDE STORAGE

Store in original containers in a well-ventilated area separately from fertilizer, feed and foodstuffs. Avoid cross-contamination with other pesticides. Spillage or leakage should be contained and absorbed with clay granules, sawdust, or equivalent material for disposal. **[Optional instructions for bulk storage:** Ground water contamination may be reduced by diking and flooring of permanent liquid storage sites with an impermeable material.]

PESTICIDE DISPOSAL

Triple rinse pesticide from containers and use rinsates in the pesticide application. Wastes which cannot be used according to label instructions may be disposed of on site or at an approved waste disposal facility.

[Optional instructions for bulk storage and disposal: Pesticide spray mixture or rinsate that cannot be used according to label instructions must be disposed of according to Federal and local procedures under Subtitle C of the Resource Conservation and Recovery Act.]

CONTAINER DISPOSAL Non-refillable containers. Plastic or Metal. Do not reuse or refill this container.

Offer for recycling, if available, or puncture and dispose of in a sanitary landfill, or by other procedures approved by state and local authorities, such as burning of plastic containers. If burned, stay out of smoke.

Triple rinse or pressure rinse container (or equivalent) promptly after emptying. Triple rinse as follows:

Non-refillable container less than or equal to 5 gallons: Empty the remaining contents into application equipment or a mix tank and drain for 10 seconds after the flow begins to drip. Fill the container ¼ full with water and recap. Shake for 10 seconds. Pour rinsate into formulation equipment or a mix tank or store rinsate for later use or disposal. Drain for 10 seconds after the flow begins to drip. Repeat this procedure two more times.

Non-refillable container greater than 5 gallons: Empty the remaining contents into application equipment or a mix tank and drain for 10 seconds after the flow begins to drip. Fill the container ¼ full with water. Replace and tighten closures. Tip container on its side and roll it back and forth, ensuring at least one complete revolution for 30 seconds. Stand the container on its end and tip back and forth several times. Turn the container over onto its other end and tip it back and forth several times. Empty the rinsate into formulation equipment or a mix tank or store rinsate for later use or disposal. Repeat this procedure two more times.

Pressure rinse as follows (all sizes): Empty the remaining contents into formulation equipment or a mix tank and continue to drain for 10 seconds after the flow begins to drip. Hold container upside down over formulation equipment or mix tank or collect rinsate for later use or disposal. Insert pressure rinsing nozzle in the side of the container and rinse at about 40 PSI for at least 30 seconds. Drain for 10 seconds after the flow begins to drip.

Refillable container (250 gallon & bulk): Refill this container with pesticide only. Do not reuse this container for any other purpose. Empty containers retain vapor and product residue. Observe all labeled safeguards until container is cleaned, reconditioned or destroyed. Cleaning the container before final disposal is the responsibility of the person disposing of the container. Cleaning before refilling is the responsibility of the refiller.

To clean the container before final disposal, empty the remaining contents from the container into formulation equipment or mix tank. Fill the container about 10 percent full with water. Agitate vigorously or recirculate water with pump for 2 minutes. Pour or pump rinsate into formulation equipment or rinsate collection system. Repeat this rinsing process two more times.

CONDITION OF SALE AND LIMITATION OF WARRANTY AND LIABILITY

NOTICE: Read the entire Directions for Use and Conditions of Sale and Limitation of Warranty and Liability before buying or using this product. If the terms are not acceptable, return the product at once, unopened, and the purchase price will be refunded.

The Directions for Use of this product must be followed carefully. It is impossible to eliminate all risks inherently associated with the use of this product. Ineffectiveness or other unintended consequences may result because of such factors as manner of use or application, weather, presence of other materials or other influencing factors in the use of the product, which are beyond the control of Willowood, LLC or Seller. To the extent consistent with applicable law, all such risks shall be assumed by Buyer and User, and Buyer and User agree to hold Willowood, LLC and Seller harmless for any claims

relating to such factors.

Willowood, LLC warrants that this product conforms to the chemical description on the label and is reasonably fit for the purposes stated in the Directions for Use, subject to the inherent risks referred to above, when used in accordance with directions under normal use conditions. This warranty does not extend to the use of this product contrary to label instructions, or under abnormal conditions or under conditions not reasonably foreseeable to or beyond the control of Seller or Willowood, LLC, and Buyer and User assume the risk of any such use. **TO THE EXTENT CONSISTENT WITH APPLICABLE LAW, WILLOWOOD, LLC MAKES NO WARRANTIES OF MERCHANTABILITY OR OF FITNESS FOR A PARTICULAR PURPOSE NOR ANY OTHER EXPRESS OR IMPLIED WARRANTY EXCEPT AS STATED ABOVE.**

To the extent consistent with applicable law, neither Willowood, LLC nor Seller shall be liable for any incidental, consequential or special damages resulting from the use or handling of this product. **TO THE EXTENT CONSISTENT WITH APPLICABLE LAW, THE EXCLUSIVE REMEDY OF THE USER OR BUYER, AND THE EXCLUSIVE LIABILITY OF WILLOWOOD, LLC AND SELLER FOR ANY AND ALL CLAIMS, LOSSES, INJURIES OR DAMAGES (INCLUDING CLAIMS BASED ON BREACH OF WARRANTY, CONTRACT, NEGLIGENCE, TORT, STRICT LIABILITY OR OTHERWISE) RESULTING FROM THE USE OR HANDLING OF THIS PRODUCT, SHALL BE THE RETURN OF THE PURCHASE PRICE OF THE PRODUCT OR, AT THE ELECTION OF WILLOWOOD, LLC OR SELLER, THE REPLACEMENT OF THE PRODUCT.**

Willowood, LLC and Seller offer this product, and Buyer and User accept it, subject to the foregoing Conditions of Sale and Limitation of Warranty and Liability, which may not be modified except by written agreement signed by a duly authorized representative of Willowood, LLC.

REGISTERED TRADEMARKS

Amber, Beacon, and Tough are registered trademarks of Syngenta.

Accent, Express, Finesse, Glean, and Harmony are registered trademarks of E.I. duPont de Nemours & Co., Inc.

Bronate, Dakota, and Tiller are registered trademarks of Bayer CropScience.

Battalion, Bronco, Bullet, Harness, Landmaster, Lariat, Lasso, Partner, Permit, Ramrod, and Screen are registered trademarks of Monsanto Company.

Broadstrike and Curtail are registered trademarks of Dow AgroSciences.

Clarity, Fallow Master, and Frontier are registered trademarks of BASF Corporation.

[EPA approval date]